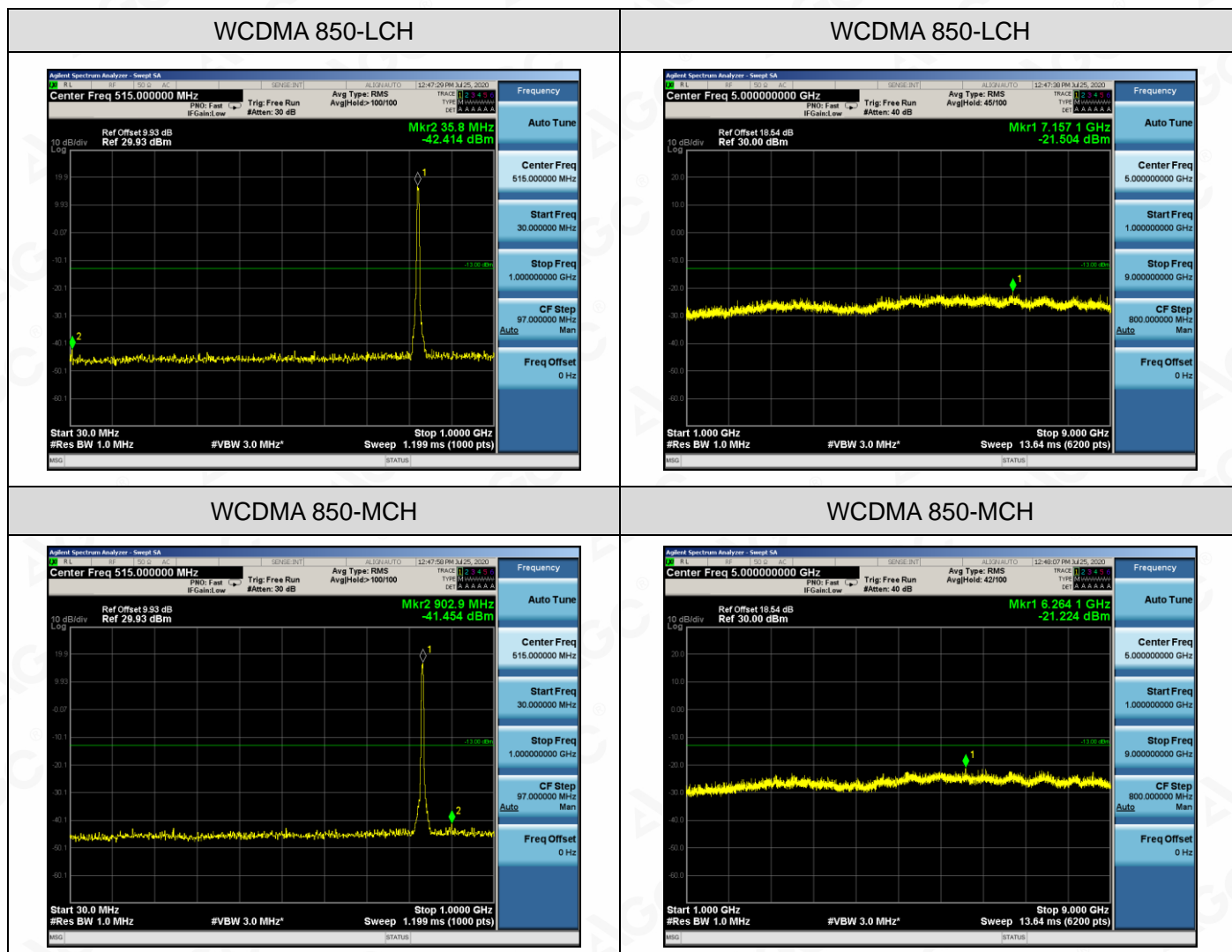


Test Band=WCDMA850/WCDMA1900

Test Mode=UMTS

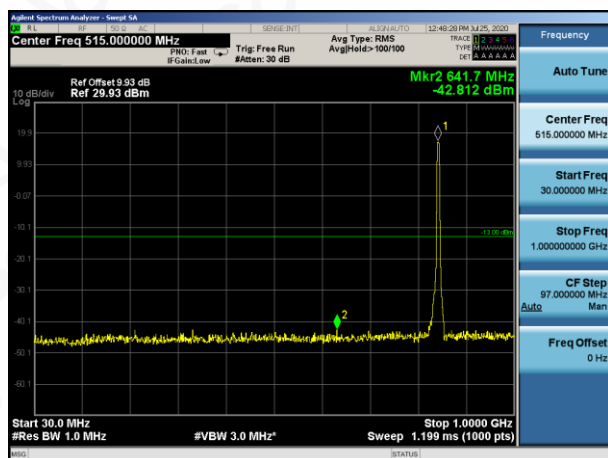


Any report having not been signed by authorized approver, or having been altered without authorization, or having not been stamped by the "Dedicated Testing/Inspection Stamp" is deemed to be invalid. Copying or excerpting portion of, or altering the content of the report is not permitted without the written authorization of AGC. The test results presented in the report apply only to the tested sample. Any objections to report issued by AGC should be submitted to AGC within 15 days after the issuance of the test report. Further enquiry of validity or verification of the test report should be addressed to AGC by agc@agc-cert.com.

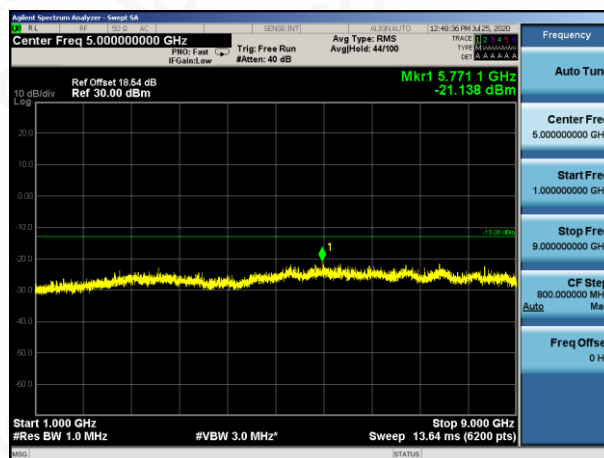
Attestation of Global Compliance(Shenzhen)Co., Ltd
Attestation of Global Compliance(Shenzhen)Std & Tech Co., Ltd
Tel: +86-755 2523 4088 E-mail: agc@agc-cert.com Web: <http://cn.agc-cert.com/>



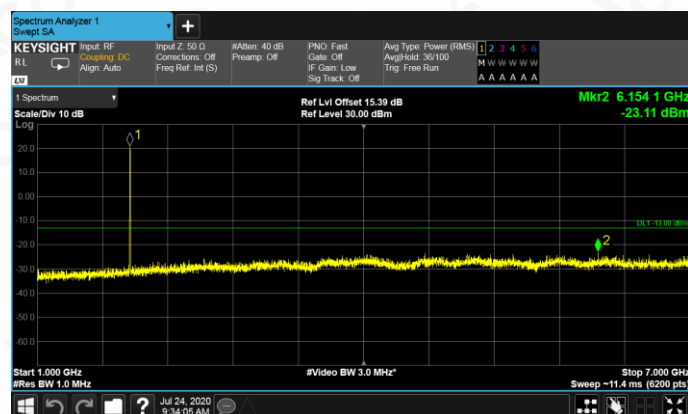
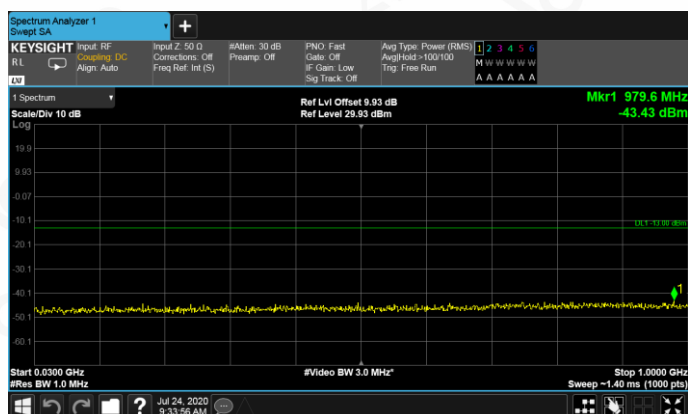
WCDMA 850-HCH



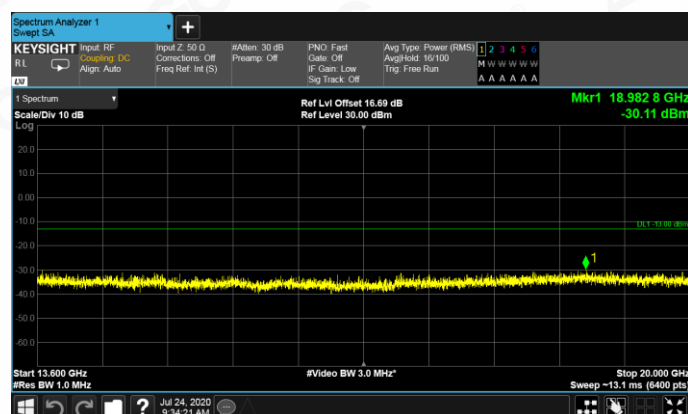
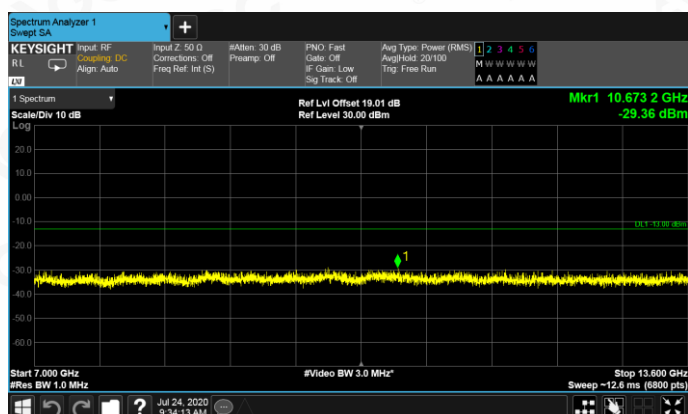
WCDMA 850-HCH



WCDMA 1900-LCH



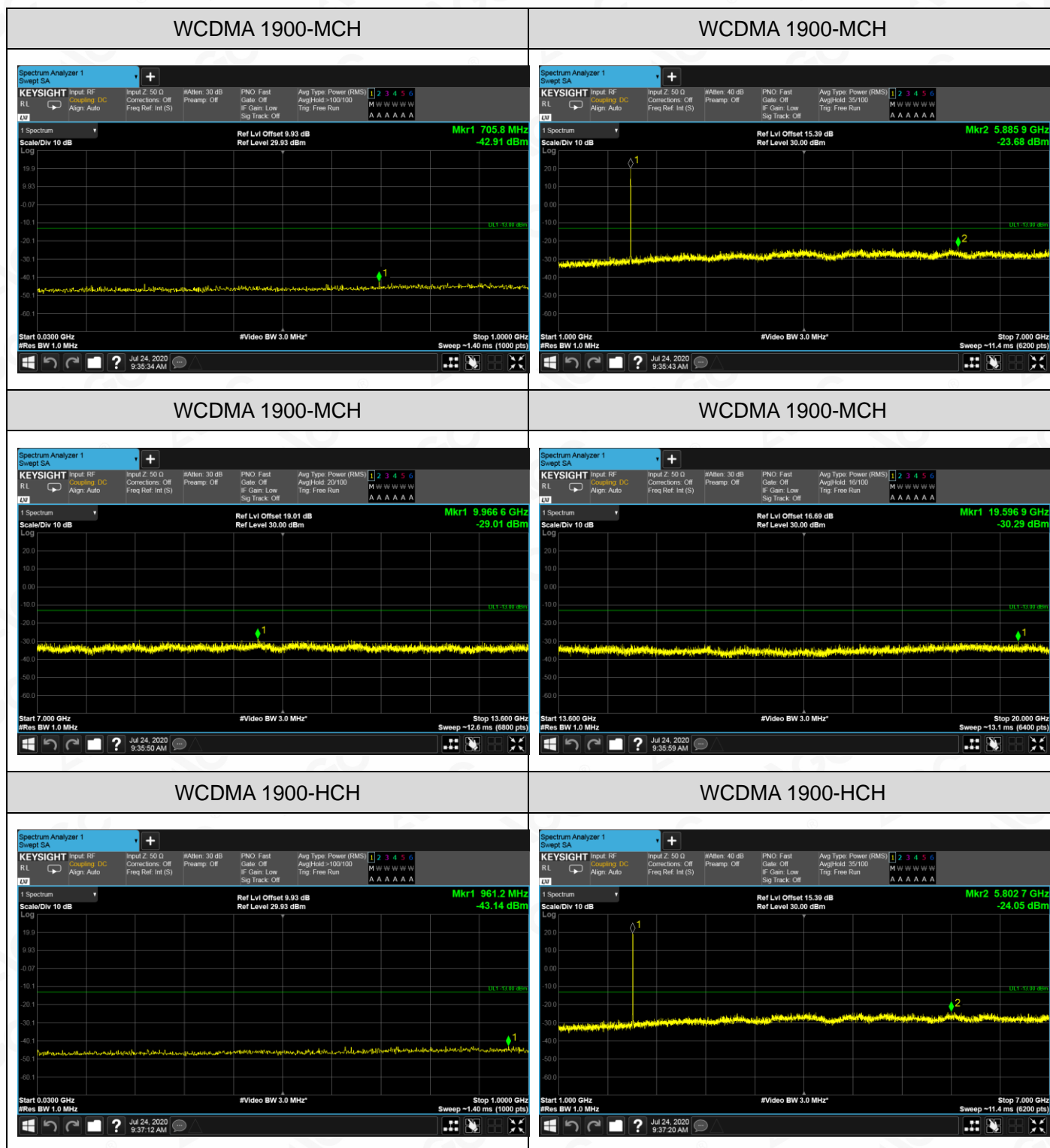
WCDMA 1900-LCH



Any report having not been signed by authorized approver, or having been altered without authorization, or having not been stamped by the "Dedicated Testing/Inspection Stamp" is deemed to be invalid. Copying or excerpting portion of, or altering the content of the report is not permitted without the written authorization of AGC. The test results presented in the report apply only to the tested sample. Any objections to report issued by AGC should be submitted to AGC within 15days after the issuance of the test report. Further enquiry of validity or verification of the test report should be addressed to AGC by agc@agc-cert.com.

Attestation of Global Compliance(Shenzhen)Co., Ltd
Attestation of Global Compliance(Shenzhen)Std & Tech Co., Ltd
Tel: +86-755 2523 4088 E-mail: agc@agc-cert.com Web: http://cn.agc-cert.com/

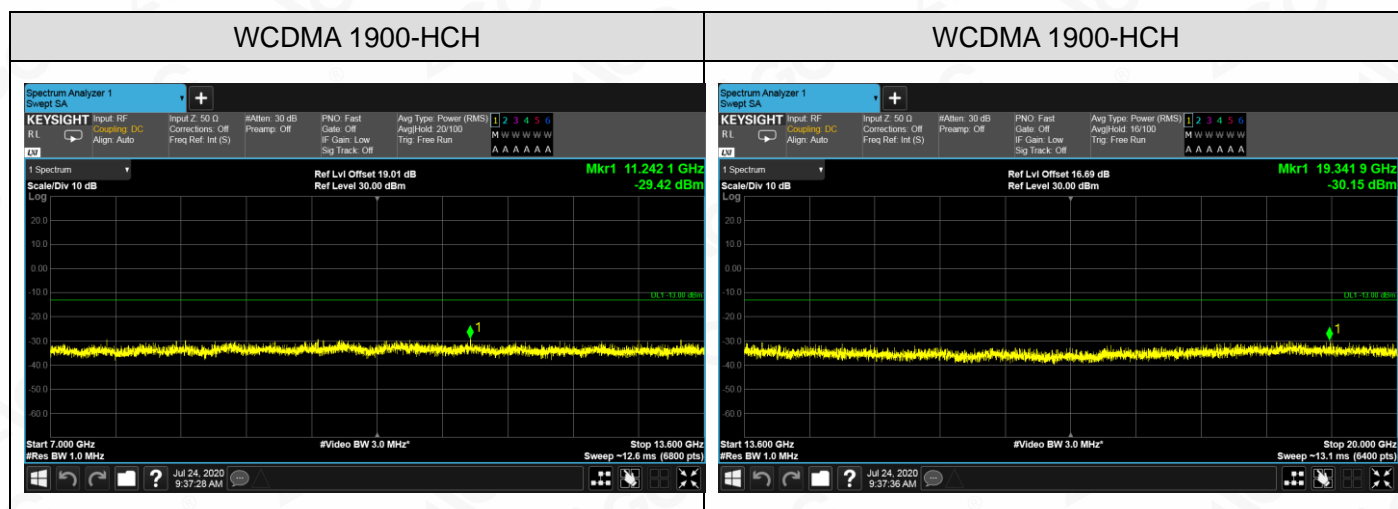




Any report having not been signed by authorized approver, or having been altered without authorization, or having not been stamped by the "Dedicated Testing/Inspection Stamp" is deemed to be invalid. Copying or excerpting portion of, or altering the content of the report is not permitted without the written authorization of AGC. The test results presented in the report apply only to the tested sample. Any objections to report issued by AGC should be submitted to AGC within 15 days after the issuance of the test report. Further enquiry of validity or verification of the test report should be addressed to AGC by agc@agc-cert.com.

Attestation of Global Compliance(Shenzhen)Co., Ltd
Attestation of Global Compliance(Shenzhen)Std & Tech Co., Ltd
Tel: +86-755 2523 4088 E-mail: agc@agc-cert.com Web: http://cn.agc-cert.com/





Note:1. Below 30MHz no Spurious found and Above is the worst mode data.

2. As no emission found in standby or receive mode, no recording in this report.

Any report having not been signed by authorized approver, or having been altered without authorization, or having not been stamped by the "Dedicated Testing/Inspection Stamp" is deemed to be invalid. Copying or excerpting portion of, or altering the content of the report is not permitted without the written authorization of AGC. The test results presented in the report apply only to the tested sample. Any objections to report issued by AGC should be submitted to AGC within 15days after the issuance of the test report. Further enquiry of validity or verification of the test report should be addressed to AGC by agc@agc-cert.com.

Attestation of Global Compliance(Shenzhen)Co., Ltd
Attestation of Global Compliance(Shenzhen)Std & Tech Co., Ltd
Tel: +86-755 2523 4088 E-mail: agc@agc-cert.com Web: http://cn.agc-cert.com/



9.2 RADIATED SPURIOUS EMISSION

9.2.1 MEASUREMENT METHOD

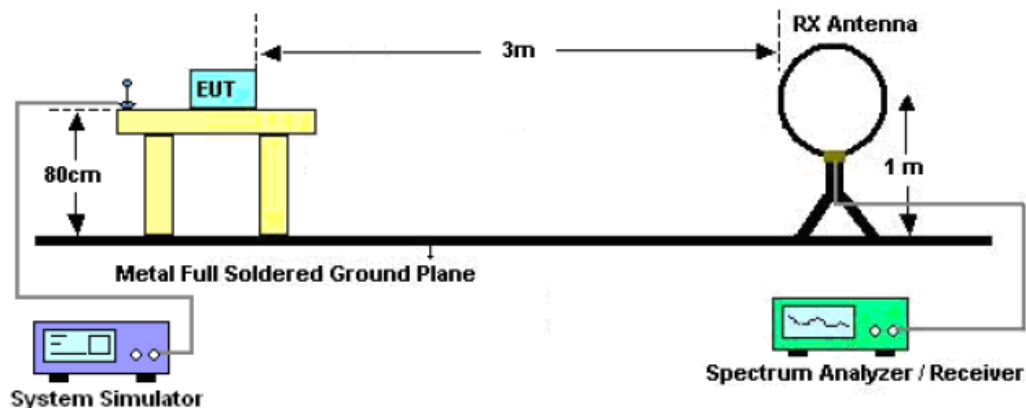
1. The EUT was placed on the top of the turntable 0.8 or 1.5 meter above ground. The phase center of the receiving antenna mounted on the top of a height-variable antenna tower was placed 3 meters far away from the turntable.
2. Power on the EUT and all the supporting units. The turntable was rotated by 360 degrees to determine the position of the highest radiation.
3. The height of the broadband receiving antenna was varied between one meter and four meters above ground to find the maximum emissions field strength of both horizontal and vertical polarization.
4. For each suspected emissions, the antenna tower was scan (from 1 M to 4 M) and then the turntable was rotated (from 0 degree to 360 degrees) to find the maximum reading.
5. Set the test-receiver system to Peak or CISPR quasi-peak Detect Function with specified bandwidth under Maximum Hold Mode.
6. For emissions above 1GHz, use 1MHz VBW and RBW for peak reading. Then 1MHz RBW and 10Hz VBW for average reading in spectrum analyzer. Place the measurement antenna away from each area of the EUT determined to be a source of emissions at the specified measurement distance, while keeping the measurement antenna aimed at the source of emissions at each frequency of significant emissions, with polarization oriented for maximum response. The measurement antenna may have to be higher or lower than the EUT, depending on the radiation pattern of the emission and staying aimed at the emission source for receiving the maximum signal. The final measurement antenna elevation shall be that which maximizes the emissions. The measurement antenna elevation for maximum emissions shall be restricted to a range of heights of from 1 m to 4 m above the ground or reference ground plane.
7. When the radiated emissions limits are expressed in terms of the average value of the emissions, and pulsed operation is employed, the measurement field strength shall be determined by averaging over one complete pulse train, including blanking intervals, as long as the pulse train does not exceed 0.1 seconds. As an alternative (provided the transmitter operates for longer than 0.1 seconds) or in cases where the pulse train exceeds 0.1 seconds, the measured field strength shall be determined from the average absolute voltage during a 0.1 second interval during which the field strength is at its maximum values.
8. If the emissions level of the EUT in peak mode was 3 dB lower than the average limit specified, then testing will be stopped and peak values of EUT will be reported, otherwise, the emissions which do not have 3 dB margin will be repeated one by one using the quasi-peak method for below 1GHz.
9. For testing above 1GHz, the emissions level of the EUT in peak mode was lower than average limit (that means the emissions level in peak mode also complies with the limit in average mode), then testing will be stopped and peak values of EUT will be reported, otherwise, the emissions will be measured in average mode again and reported.
10. In case the emission is lower than 30MHz, loop antenna has to be used for measurement and the recorded data should be QP measured by receiver. High - Low scan is not required in this case.

Any report having not been signed by authorized approver, or having been altered without authorization, or having not been stamped by the "Dedicated Testing/Inspection Stamp" is deemed to be invalid. Copying or excerpting portion of, or altering the content of the report is not permitted without the written authorization of AGC. The test results presented in the report apply only to the tested sample. Any objections to report issued by AGC should be submitted to AGC within 15days after the issuance of the test report. Further enquiry of validity or verification of the test report should be addressed to AGC by agc@agc-cert.com.

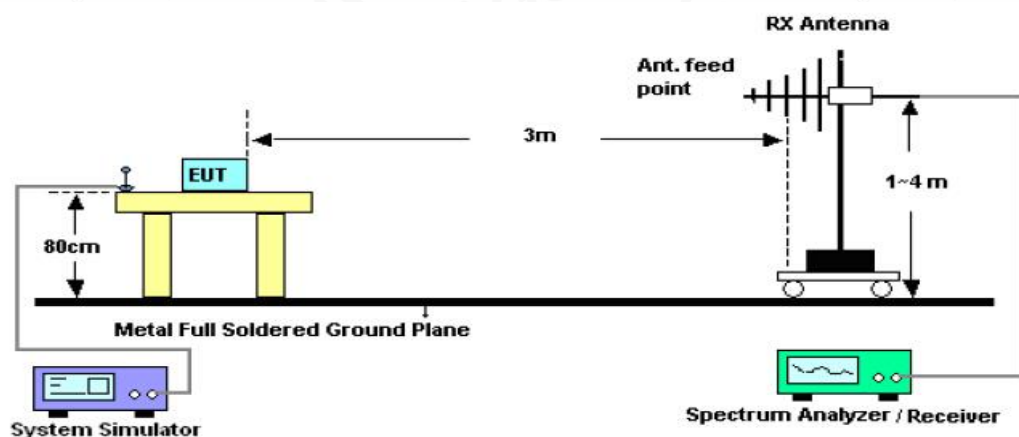


9.2.2 TEST SETUP

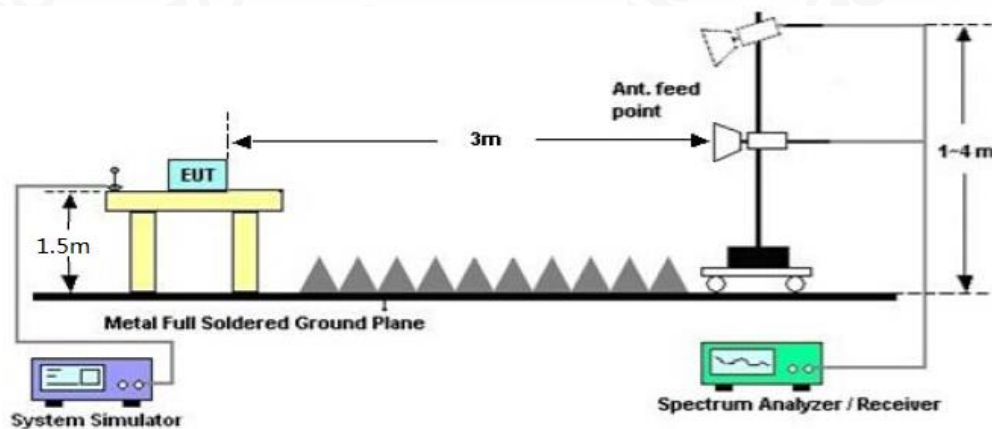
Radiated Emission Test-Setup Frequency Below 30MHz



RADIATED EMISSION TEST SETUP 30MHz-1000MHz



RADIATED EMISSION TEST SETUP ABOVE 1000MHz



Any report having not been signed by authorized approver, or having been altered without authorization, or having not been stamped by the "Dedicated Testing/Inspection Stamp" is deemed to be invalid. Copying or excerpting portion of, or altering the content of the report is not permitted without the written authorization of AGC. The test results presented in the report apply only to the tested sample. Any objections to report issued by AGC should be submitted to AGC within 15 days after the issuance of the test report. Further enquiry of validity or verification of the test report should be addressed to AGC by agc@agc-cert.com.

Attestation of Global Compliance(Shenzhen)Co., Ltd
Attestation of Global Compliance(Shenzhen)Std & Tech Co., Ltd
Tel: +86-755 2523 4088 E-mail: agc@agc-cert.com Web: http://cn.agc-cert.com/



9.2.3 PROVISIONS APPLICABLE

(a) On any frequency outside a licensee's frequency block (e.g. A, D, B, etc.) within the USPCS spectrum, the power of any emission shall be attenuated below the transmitter power (P, in Watts) by at least $43+10\log(P)$ dB. The specification that emissions shall be attenuated below the transmitter power (P) by at least $43 + 10 \log (P)$ dB, translates in the relevant power range (1 to 0.001 W) to -13 dBm. At 1 W the specified minimum attenuation becomes 43 dB and relative to a 30 dBm (1 W) carrier becomes a limit of -13 dBm. At 0.001 W (0 dBm) the minimum attenuation is 13 dB, which again yields a limit of -13 dBm. In this way a translation of the specification from relative to absolute terms is carried out.

Note: only result the worst condition of each test mode:

Any report having not been signed by authorized approver, or having been altered without authorization, or having not been stamped by the "Dedicated Testing/Inspection Stamp" is deemed to be invalid. Copying or excerpting portion of, or altering the content of the report is not permitted without the written authorization of AGC. The test results presented in the report apply only to the tested sample. Any objections to report issued by AGC should be submitted to AGC within 15days after the issuance of the test report. Further enquiry of validity or verification of the test report should be addressed to AGC by agc@agc-cert.com.

Attestation of Global Compliance(Shenzhen)Co., Ltd
Attestation of Global Compliance(Shenzhen)Std & Tech Co., Ltd
Tel: +86-755 2523 4088 E-mail: agc@agc-cert.com Web: <http://cn.agc-cert.com/>



9.2.4 MEASUREMENT RESULT

GSM 850:

The Worst Test Results for Channel 251/848.8 MHz				
Frequency	Emission Level	Limits	Margin	Comment
(MHz)	(dBm)	(dBm)	(dB)	
1697.60	-56.48	-13	-43.48	Horizontal
3546.40	-52.94	-13	-39.94	Horizontal
5395.20	-50.44	-13	-37.44	Horizontal
1697.60	-53.56	-13	-40.56	Vertical
2694.36	-54.55	-13	-41.55	Vertical
5214.58	-50.96	-13	-37.96	Vertical

PCS 1900:

The Worst Test Results for Channel 810/1909.8MHz				
Frequency	Emission Level	Limits	Margin	Comment
(MHz)	(dBm)	(dBm)	(dB)	
1758.61	-54.10	-13	-41.10	Horizontal
3819.60	-55.18	-13	-42.18	Horizontal
6147.52	-53.85	-13	-40.85	Horizontal
1869.74	-53.39	-13	-40.39	Vertical
3819.60	-54.82	-13	-41.82	Vertical
5001.52	-53.55	-13	-40.55	Vertical

Any report having not been signed by authorized approver, or having been altered without authorization, or having not been stamped by the "Dedicated Testing/Inspection Stamp" is deemed to be invalid. Copying or excerpting portion of, or altering the content of the report is not permitted without the written authorization of AGC. The test results presented in the report apply only to the tested sample. Any objections to report issued by AGC should be submitted to AGC within 15days after the issuance of the test report. Further enquiry of validity or verification of the test report should be addressed to AGC by agc@agc-cert.com.

Attestation of Global Compliance(Shenzhen)Co., Ltd
Attestation of Global Compliance(Shenzhen)Std & Tech Co., Ltd
Tel: +86-755 2523 4088 E-mail: agc@agc-cert.com Web: http://cn.agc-cert.com/



HSPA band II:

The Worst Test Results for Channel 9538/1907.6MHz				
Frequency	Emission Level	Limits	Margin	Comment
(MHz)	(dBm)	(dBm)	(dB)	
1368.42	-52.49	-13	-39.49	Horizontal
3815.20	-50.60	-13	-37.60	Horizontal
6748.41	-48.05	-13	-35.05	Horizontal
1678.92	-49.74	-13	-36.74	Vertical
3815.20	-50.07	-13	-37.07	Vertical
7116.28	-48.27	-13	-35.27	Vertical

HSPA band V:

The Worst Test Results for Channel 4233/846.6MHz				
Frequency	Emission Level	Limits	Margin	Comment
(MHz)	(dBm)	(dBm)	(dB)	
1693.20	-51.83	-13	-38.83	Horizontal
3695.54	-51.55	-13	-38.55	Horizontal
6771.42	-51.36	-13	-38.36	Horizontal
1693.20	-53.34	-13	-40.34	Vertical
3691.54	-50.42	-13	-37.42	Vertical
5846.34	-49.77	-13	-36.77	Vertical

RESULT: PASS
Note:

1. Margin = Emission Level -Limit
2. Below 30MHZ no Spurious found and Above is the worst mode data

Any report having not been signed by authorized approver, or having been altered without authorization, or having not been stamped by the "Dedicated Testing/Inspection Stamp" is deemed to be invalid. Copying or excerpting portion of, or altering the content of the report is not permitted without the written authorization of AGC. The test results presented in the report apply only to the tested sample. Any objections to report issued by AGC should be submitted to AGC within 15days after the issuance of the test report. Further enquiry of validity or verification of the test report should be addressed to AGC by agc@agc-cert.com.

Attestation of Global Compliance(Shenzhen)Co., Ltd
Attestation of Global Compliance(Shenzhen)Std & Tech Co., Ltd
Tel: +86-755 2523 4088 E-mail: agc@agc-cert.com Web: http://cn.agc-cert.com/



10. FREQUENCY STABILITY

10.1 MEASUREMENT METHOD

In order to measure the carrier frequency under the condition of AFC lock, it is necessary to make measurements with the EUT in a "call mode". This is accomplished with the use of R&S CMU200 DIGITAL RADIO COMMUNICATION TESTER.

- 1 Measure the carrier frequency at room temperature.
- 2 Subject the EUT to overnight soak at -10°C.
- 3 With the EUT, powered via nominal voltage, connected to the CMU200 and in a simulated call on channel 661 for PCS 1900 band, channel 190 for GSM 850 band, channel 9400 for UMTS band II and channel 4175 for UMTS band V measure the carrier frequency. These measurements should be made within 2 minutes of Powering up the EUT, to prevent significant self-warming.
- 4 Repeat the above measurements at 10°C increments from -10°C to +40°C. Allow at least 1 1/2 hours at each temperature, unpowered, before making measurements.
- 5 Re-measure carrier frequency at room temperature with nominal voltage. Vary supply voltage from minimum voltage to maximum voltage, in 0.1Volt increments re-measuring carrier frequency at each voltage. Pause at nominal voltage for 1 1/2 hours unpowered, to allow any self-heating to stabilize, before continuing.
- 6 Subject the EUT to overnight soak at +40°C.
- 7 With the EUT, powered via nominal voltage, connected to the CMU200 and in a simulated call on the centre channel, measure the carrier frequency. These measurements should be made within 2 minutes of Powering up the EUT, to prevent significant self-warming.
- 8 Repeat the above measurements at 10°C increments from +40°C to -10°C. Allow at least 1 1/2 hours at each temperature, unpowered, before making measurements.
- 9 At all temperature levels hold the temperature to +/- 0.5°C during the measurement procedure.

Any report having not been signed by authorized approver, or having been altered without authorization, or having not been stamped by the "Dedicated Testing/Inspection Stamp" is deemed to be invalid. Copying or excerpting portion of, or altering the content of the report is not permitted without the written authorization of AGC. The test results presented in the report apply only to the tested sample. Any objections to report issued by AGC should be submitted to AGC within 15days after the issuance of the test report. Further enquiry of validity or verification of the test report should be addressed to AGC by agc@agc-cert.com.

Attestation of Global Compliance(Shenzhen)Co., Ltd
Attestation of Global Compliance(Shenzhen)Std & Tech Co., Ltd
Tel: +86-755 2523 4088 E-mail: agc@agc-cert.com Web: <http://cn.agc-cert.com/>



10.2 PROVISIONS APPLICABLE

10.2.1 FOR HAND CARRIED BATTERY POWERED EQUIPMENT

According to the ANSI/TIA-603-E-2016, the frequency stability of the carrier shall be accurate to within 0.1 ppm of the received frequency from the base station. This accuracy is sufficient to meet Sec. 24.235, Frequency Stability. The frequency stability shall be sufficient to ensure that the fundamental emission stays within the authorized frequency block. As this transceiver is considered "Hand carried, battery powered equipment" Section 2.1055(d)(2) applies. This requires that the lower voltage for frequency stability testing be specified by the manufacturer. This transceiver is specified to operate with an input voltage of between 3.23 VDC and 4.35VDC, with a nominal voltage of 3.8 VDC. Operation above or below these voltage limits is prohibited by transceiver software in order to prevent improper operation as well as to protect components from overstress. These voltages represent a tolerance of -10 % and +12.5 %. For the purposes of measuring frequency stability these voltage limits are to be used.

10.2.2 FOR EQUIPMENT POWERED BY PRIMARY SUPPLY VOLTAGE

According to the ANSI/TIA-603-E-2016, the frequency stability of the carrier shall be accurate to within 0.1 ppm of the received frequency from the base station. This accuracy is sufficient to meet Sec. 24.235, Frequency Stability. The frequency stability shall be sufficient to ensure that the fundamental emission stays within the authorized frequency block. For this EUT section 2.1055(d)(1) applies. This requires varying primary supply voltage from 85 to 115 percent of the nominal value for other than hand carried battery equipment, the normal environment temperature is 20°C.

Any report having not been signed by authorized approver, or having been altered without authorization, or having not been stamped by the "Dedicated Testing/Inspection Stamp" is deemed to be invalid. Copying or excerpting portion of, or altering the content of the report is not permitted without the written authorization of AGC. The test results presented in the report apply only to the tested sample. Any objections to report issued by AGC should be submitted to AGC within 15 days after the issuance of the test report. Further enquiry of validity or verification of the test report should be addressed to AGC by agc@agc-cert.com.

Attestation of Global Compliance(Shenzhen)Co., Ltd
Attestation of Global Compliance(Shenzhen)Std & Tech Co., Ltd
Tel: +86-755 2523 4088 E-mail: agc@agc-cert.com Web: <http://cn.agc-cert.com/>



10.3 MEASUREMENT RESULT

Test Results

Frequency Error vs. Voltage:

Test Band	Test Mode	Test Channel	Test Temp.	Test Volt.(V)	Freq.Error (Hz)	Freq.vs.rated (ppm)	Limit (ppm)	Verdict
GSM850	GSM	LCH	TN	VL	-6.59	-0.007996	±2.5	PASS
			TN	VN	-7.30	-0.008857	±2.5	PASS
			TN	VH	-6.39	-0.007753	±2.5	PASS
		MCH	TN	VL	-3.36	-0.004016	±2.5	PASS
			TN	VN	-4.33	-0.005176	±2.5	PASS
			TN	VH	-5.68	-0.006789	±2.5	PASS
		HCH	TN	VL	-1.10	-0.001296	±2.5	PASS
			TN	VN	-2.52	-0.002969	±2.5	PASS
			TN	VH	-2.45	-0.002886	±2.5	PASS

Test Band	Test Mode	Test Channel	Test Temp.	Test Volt.(V)	Freq.Error (Hz)	Freq.vs.rated (ppm)	Limit (ppm)	Verdict
GSM850	EGPRS	LCH	TN	VL	-2.52	-0.003058	±2.5	PASS
			TN	VN	-5.62	-0.006819	±2.5	PASS
			TN	VH	-9.01	-0.010932	±2.5	PASS
		MCH	TN	VL	-7.17	-0.008570	±2.5	PASS
			TN	VN	-6.94	-0.008295	±2.5	PASS
			TN	VH	-8.01	-0.009574	±2.5	PASS
		HCH	TN	VL	-6.36	-0.007493	±2.5	PASS
			TN	VN	-1.84	-0.002168	±2.5	PASS
			TN	VH	2.42	0.002851	±2.5	PASS

Any report having not been signed by authorized approver, or having been altered without authorization, or having not been stamped by the "Dedicated Testing/Inspection Stamp" is deemed to be invalid. Copying or excerpting portion of, or altering the content of the report is not permitted without the written authorization of AGC. The test results presented in the report apply only to the tested sample. Any objections to report issued by AGC should be submitted to AGC within 15days after the issuance of the test report. Further enquiry of validity or verification of the test report should be addressed to AGC by agc@agc-cert.com.

Attestation of Global Compliance(Shenzhen)Co., Ltd
Attestation of Global Compliance(Shenzhen)Std & Tech Co., Ltd
Tel: +86-755 2523 4088 E-mail: agc@agc-cert.com Web: http://cn.agc-cert.com/



Test Band	Test Mode	Test Channel	Test Temp.	Test Volt. (V)	Freq.Error (Hz)	Freq.vs.rated (ppm)	Verdict
PCS1900	GSM	LCH	TN	VL	-1.42	-0.000767	PASS
			TN	VN	-3.62	-0.001957	PASS
			TN	VH	-1.87	-0.001011	PASS
		MCH	TN	VL	-3.23	-0.001718	PASS
			TN	VN	-3.94	-0.002096	PASS
			TN	VH	-0.52	-0.000277	PASS
		HCH	TN	VL	3.68	0.001927	PASS
			TN	VN	5.04	0.002639	PASS
			TN	VH	2.97	0.001555	PASS

Test Band	Test Mode	Test Channel	Test Temp.	Test Volt. (V)	Freq.Error (Hz)	Freq.vs.rated (ppm)	Verdict
GSM1900	EGPRS	LCH	TN	VL	-5.23	-0.002827	PASS
			TN	VN	-13.27	-0.007172	PASS
			TN	VH	-28.61	-0.015463	PASS
		MCH	TN	VL	-16.98	-0.009032	PASS
			TN	VN	-8.62	-0.004585	PASS
			TN	VH	-20.79	-0.011059	PASS
		HCH	TN	VL	-8.52	-0.004461	PASS
			TN	VN	-14.53	-0.007608	PASS
			TN	VH	-12.30	-0.006440	PASS

Note: Based on the results of the frequency stability test at the center channel the frequency deviation results measured are very small. As such it is determined that channels at the band edge would remain in-band when the maximum measured frequency deviation noted during the frequency stability tests is applied. Therefore the device is determined to remain operating in band over the temperature and voltage range as tested.

Any report having not been signed by authorized approver, or having been altered without authorization, or having not been stamped by the "Dedicated Testing/Inspection Stamp" is deemed to be invalid. Copying or excerpting portion of, or altering the content of the report is not permitted without the written authorization of AGC. The test results presented in the report apply only to the tested sample. Any objections to report issued by AGC should be submitted to AGC within 15 days after the issuance of the test report. Further enquiry of validity or verification of the test report should be addressed to AGC by agc@agc-cert.com.

Attestation of Global Compliance(Shenzhen)Co., Ltd
Attestation of Global Compliance(Shenzhen)Std & Tech Co., Ltd
Tel: +86-755 2523 4088 E-mail: agc@agc-cert.com Web: http://cn.agc-cert.com/



Frequency Error vs. Temperature:

Test Band	Test Mode	Test Channel	Test Volt.	Test Tem. (°C)	Freq.Error (Hz)	Freq.vs.rated (ppm)	Limit (ppm)	Verdict
GSM850	GSM	LCH	VN	-10	-6.20	-0.007522	±2.5	PASS
			VN	0	-5.42	-0.006576	±2.5	PASS
			VN	10	-5.68	-0.006892	±2.5	PASS
			VN	20	-4.26	-0.005169	±2.5	PASS
			VN	30	-6.01	-0.007292	±2.5	PASS
			VN	40	-6.20	-0.007522	±2.5	PASS
GSM850	GSM	MCH	VN	-10	-1.68	-0.002008	±2.5	PASS
			VN	0	-3.87	-0.004626	±2.5	PASS
			VN	10	-4.65	-0.005558	±2.5	PASS
			VN	20	-4.20	-0.005020	±2.5	PASS
			VN	30	-3.94	-0.004710	±2.5	PASS
			VN	40	-3.87	-0.004626	±2.5	PASS
GSM850	GSM	HCH	VN	-10	-0.45	-0.000530	±2.5	PASS
			VN	0	-0.90	-0.001060	±2.5	PASS
			VN	10	-2.13	-0.002509	±2.5	PASS
			VN	20	-1.87	-0.002203	±2.5	PASS
			VN	30	-2.71	-0.003193	±2.5	PASS
			VN	40	0.26	0.000306	±2.5	PASS

Any report having not been signed by authorized approver, or having been altered without authorization, or having not been stamped by the "Dedicated Testing/Inspection Stamp" is deemed to be invalid. Copying or excerpting portion of, or altering the content of the report is not permitted without the written authorization of AGC. The test results presented in the report apply only to the tested sample. Any objections to report issued by AGC should be submitted to AGC within 15days after the issuance of the test report. Further enquiry of validity or verification of the test report should be addressed to AGC by agc@agc-cert.com.

Attestation of Global Compliance(Shenzhen)Co., Ltd
Attestation of Global Compliance(Shenzhen)Std & Tech Co., Ltd
Tel: +86-755 2523 4088 E-mail: agc@agc-cert.com Web: http://cn.agc-cert.com/



Test Band	Test Mode	Test Channel	Test Volt.	Test Tem. (°C)	Freq.Error (Hz)	Freq.vs.rated (ppm)	Limit (ppm)	Verdict
GSM850	EGPRS	LCH	VN	-10	-7.36	-0.008930	±2.5	PASS
			VN	0	-7.20	-0.008736	±2.5	PASS
			VN	10	-10.43	-0.012655	±2.5	PASS
			VN	20	-2.87	-0.003482	±2.5	PASS
			VN	30	-2.84	-0.003446	±2.5	PASS
			VN	40	-4.23	-0.005132	±2.5	PASS
GSM850	EGPRS	MCH	VN	-10	-5.65	-0.006754	±2.5	PASS
			VN	0	-5.94	-0.007100	±2.5	PASS
			VN	10	-7.97	-0.009527	±2.5	PASS
			VN	20	-14.37	-0.017177	±2.5	PASS
			VN	30	-17.11	-0.020452	±2.5	PASS
			VN	40	-13.85	-0.016555	±2.5	PASS
GSM850	EGPRS	HCH	VN	-10	-11.85	-0.013961	±2.5	PASS
			VN	0	-2.13	-0.002509	±2.5	PASS
			VN	10	-11.40	-0.013431	±2.5	PASS
			VN	20	-9.91	-0.011675	±2.5	PASS
			VN	30	-9.69	-0.011416	±2.5	PASS
			VN	40	-2.49	-0.002934	±2.5	PASS

Any report having not been signed by authorized approver, or having been altered without authorization, or having not been stamped by the "Dedicated Testing/Inspection Stamp" is deemed to be invalid. Copying or excerpting portion of, or altering the content of the report is not permitted without the written authorization of AGC. The test results presented in the report apply only to the tested sample. Any objections to report issued by AGC should be submitted to AGC within 15days after the issuance of the test report. Further enquiry of validity or verification of the test report should be addressed to AGC by agc@agc-cert.com.

Attestation of Global Compliance(Shenzhen)Co., Ltd
Attestation of Global Compliance(Shenzhen)Std & Tech Co., Ltd
Tel: +86-755 2523 4088 E-mail: agc@agc-cert.com Web: http://cn.agc-cert.com/



Test Band	Test Mode	Test Channel	Test Volt.	Test Tem. (°C)	Freq.Error (Hz)	Freq.vs.rated (ppm)	Verdict
PCS1900	GSM	LCH	VN	-10	7.10	0.003837	PASS
			VN	0	4.33	0.002340	PASS
			VN	10	5.81	0.003140	PASS
			VN	20	5.55	0.003000	PASS
			VN	30	3.29	0.001778	PASS
			VN	40	6.65	0.003594	PASS
PCS1900	GSM	MCH	VN	-10	1.03	0.000548	PASS
			VN	0	2.07	0.001101	PASS
			VN	10	1.16	0.000617	PASS
			VN	20	2.65	0.001410	PASS
			VN	30	1.74	0.000926	PASS
			VN	40	2.71	0.001441	PASS
PCS1900	GSM	HCH	VN	-10	2.13	0.001115	PASS
			VN	0	3.68	0.001927	PASS
			VN	10	1.16	0.000607	PASS
			VN	20	0.19	0.000099	PASS
			VN	30	2.26	0.001183	PASS
			VN	40	4.07	0.002131	PASS

Any report having not been signed by authorized approver, or having been altered without authorization, or having not been stamped by the "Dedicated Testing/Inspection Stamp" is deemed to be invalid. Copying or excerpting portion of, or altering the content of the report is not permitted without the written authorization of AGC. The test results presented in the report apply only to the tested sample. Any objections to report issued by AGC should be submitted to AGC within 15days after the issuance of the test report. Further enquiry of validity or verification of the test report should be addressed to AGC by agc@agc-cert.com.

Attestation of Global Compliance(Shenzhen)Co., Ltd
Attestation of Global Compliance(Shenzhen)Std & Tech Co., Ltd
Tel: +86-755 2523 4088 E-mail: agc@agc-cert.com Web: http://cn.agc-cert.com/



Test Band	Test Mode	Test Channel	Test Volt.	Test Tem. (°C)	Freq.Error (Hz)	Freq.vs.rated (ppm)	Verdict
GSM1900	EGPRS	LCH	VN	-10	-15.79	-0.008534	PASS
			VN	0	-19.92	-0.010766	PASS
			VN	10	-18.79	-0.010156	PASS
			VN	20	-9.59	-0.005183	PASS
			VN	30	-21.31	-0.011518	PASS
			VN	40	-10.53	-0.005691	PASS
GSM1900	EGPRS	MCH	VN	-10	-6.84	-0.003638	PASS
			VN	0	-19.60	-0.010426	PASS
			VN	10	-18.63	-0.009910	PASS
			VN	20	-17.98	-0.009564	PASS
			VN	30	-19.27	-0.010250	PASS
			VN	40	-22.08	-0.011745	PASS
GSM1900	EGPRS	HCH	VN	-10	-12.04	-0.006304	PASS
			VN	0	-12.88	-0.006744	PASS
			VN	10	-16.34	-0.008556	PASS
			VN	20	-12.11	-0.006341	PASS
			VN	30	-1.23	-0.000644	PASS
			VN	40	-8.43	-0.004414	PASS

Note: Based on the results of the frequency stability test at the center channel the frequency deviation results measured are very small. As such it is determined that channels at the band edge would remain in-band when the maximum measured frequency deviation noted during the frequency stability tests is applied. Therefore the device is determined to remain operating in band over the temperature and voltage range as tested.

Any report having not been signed by authorized approver, or having been altered without authorization, or having not been stamped by the "Dedicated Testing/Inspection Stamp" is deemed to be invalid. Copying or excerpting portion of, or altering the content of the report is not permitted without the written authorization of AGC. The test results presented in the report apply only to the tested sample. Any objections to report issued by AGC should be submitted to AGC within 15 days after the issuance of the test report. Further enquiry of validity or verification of the test report should be addressed to AGC by agc@agc-cert.com.

Attestation of Global Compliance(Shenzhen)Co., Ltd
Attestation of Global Compliance(Shenzhen)Std & Tech Co., Ltd
Tel: +86-755 2523 4088 E-mail: agc@agc-cert.com Web: http://cn.agc-cert.com/



Frequency Error vs. Voltage:

Test Band	Test Mode	Test Channel	Test Temp.	Test Volt.(V)	Freq.Error (Hz)	Freq.vs.rated (ppm)	Limit (ppm)	Verdict
WCDMA850	UMTS	LCH	TN	VL	0.49	0.000593	±2.5	PASS
			TN	VN	-0.66	-0.000799	±2.5	PASS
			TN	VH	0.34	0.000411	±2.5	PASS
		MCH	TN	VL	0.52	0.000622	±2.5	PASS
			TN	VN	0.98	0.001172	±2.5	PASS
			TN	VH	2.84	0.003396	±2.5	PASS
		HCH	TN	VL	-0.20	-0.000236	±2.5	PASS
			TN	VN	4.81	0.005682	±2.5	PASS
			TN	VH	3.02	0.003567	±2.5	PASS

Test Band	Test Mode	Test Channel	Test Temp.	Test Volt.(V)	Freq.Error (Hz)	Freq.vs.rated (ppm)	Verdict
WCDMA1900	UMTS	LCH	TN	VL	-5.71	-0.003082	PASS
			TN	VN	-6.13	-0.003309	PASS
			TN	VH	-9.25	-0.004994	PASS
		MCH	TN	VL	-9.34	-0.004968	PASS
			TN	VN	0.67	0.000356	PASS
			TN	VH	4.21	0.002239	PASS
		HCH	TN	VL	-2.01	-0.001054	PASS
			TN	VN	-0.61	-0.000320	PASS
			TN	VH	-2.91	-0.001525	PASS

Note: Based on the results of the frequency stability test at the center channel the frequency deviation results measured are very small. As such it is determined that channels at the band edge would remain in-band when the maximum measured frequency deviation noted during the frequency stability tests is applied. Therefore the device is determined to remain operating in band over the temperature and voltage range as tested.

Any report having not been signed by authorized approver, or having been altered without authorization, or having not been stamped by the "Dedicated Testing/Inspection Stamp" is deemed to be invalid. Copying or excerpting portion of, or altering the content of the report is not permitted without the written authorization of AGC. The test results presented in the report apply only to the tested sample. Any objections to report issued by AGC should be submitted to AGC within 15 days after the issuance of the test report. Further enquiry of validity or verification of the test report should be addressed to AGC by agc@agc-cert.com.

Attestation of Global Compliance(Shenzhen)Co., Ltd
Attestation of Global Compliance(Shenzhen)Std & Tech Co., Ltd
Tel: +86-755 2523 4088 E-mail: agc@agc-cert.com Web: http://cn.agc-cert.com/



Frequency Error vs. Temperature:

Test Band	Test Mode	Test Channel	Test Volt.	Test Tem. (°C)	Freq.Error (Hz)	Freq.vs.rated (ppm)	Limit (ppm)	Verdict
WCDMA850	UMTS	LCH	VN	-10	1.57	0.001900	±2.5	PASS
			VN	0	-4.30	-0.005203	±2.5	PASS
			VN	10	0.95	0.001150	±2.5	PASS
			VN	20	0.69	0.000835	±2.5	PASS
			VN	30	-2.15	-0.002602	±2.5	PASS
			VN	40	-1.57	-0.001900	±2.5	PASS
WCDMA850	UMTS	MCH	VN	-10	-1.19	-0.001440	±2.5	PASS
			VN	0	1.72	0.002081	±2.5	PASS
			VN	10	2.52	0.003013	±2.5	PASS
			VN	20	-1.33	-0.001590	±2.5	PASS
			VN	30	-1.39	-0.001662	±2.5	PASS
			VN	40	1.85	0.002212	±2.5	PASS
WCDMA850	UMTS	HCH	VN	-10	-7.39	-0.008835	±2.5	PASS
			VN	0	-0.03	-0.000035	±2.5	PASS
			VN	10	4.61	0.005445	±2.5	PASS
			VN	20	-3.71	-0.004382	±2.5	PASS
			VN	30	-3.04	-0.003591	±2.5	PASS
			VN	40	-1.92	-0.002268	±2.5	PASS

Any report having not been signed by authorized approver, or having been altered without authorization, or having not been stamped by the "Dedicated Testing/Inspection Stamp" is deemed to be invalid. Copying or excerpting portion of, or altering the content of the report is not permitted without the written authorization of AGC. The test results presented in the report apply only to the tested sample. Any objections to report issued by AGC should be submitted to AGC within 15days after the issuance of the test report. Further enquiry of validity or verification of the test report should be addressed to AGC by agc@agc-cert.com.

Attestation of Global Compliance(Shenzhen)Co., Ltd
Attestation of Global Compliance(Shenzhen)Std & Tech Co., Ltd
Tel: +86-755 2523 4088 E-mail: agc@agc-cert.com Web: http://cn.agc-cert.com/



Test Band	Test Mode	Test Channel	Test Volt.	Test Tem. (°C)	Freq.Error (Hz)	Freq.vs.rated (ppm)	Verdict
WCDMA1900	UMTS	LCH	VN	-10	-1.65	-0.000891	PASS
			VN	0	-13.28	-0.007169	PASS
			VN	10	3.46	0.001868	PASS
			VN	20	0.75	0.000405	PASS
			VN	30	0.23	0.000124	PASS
			VN	40	-4.90	-0.002645	PASS
WCDMA1900	UMTS	MCH	VN	-10	-0.96	-0.000518	PASS
			VN	0	-9.84	-0.005312	PASS
			VN	10	-4.90	-0.002606	PASS
			VN	20	0.79	0.000420	PASS
			VN	30	-5.86	-0.003117	PASS
			VN	40	0.11	0.000059	PASS
WCDMA1900	UMTS	HCH	VN	-10	-7.42	-0.003947	PASS
			VN	0	8.80	0.004681	PASS
			VN	10	-2.76	-0.001447	PASS
			VN	20	-5.25	-0.002752	PASS
			VN	30	-1.10	-0.000577	PASS
			VN	40	-5.74	-0.003009	PASS

Note: Based on the results of the frequency stability test at the center channel the frequency deviation results measured are very small. As such it is determined that channels at the band edge would remain in-band when the maximum measured frequency deviation noted during the frequency stability tests is applied. Therefore the device is determined to remain operating in band over the temperature and voltage range as tested.


Any report having not been signed by authorized approver, or having been altered without authorization, or having not been stamped by the "Dedicated Testing/Inspection Stamp" is deemed to be invalid. Copying or excerpting portion of, or altering the content of the report is not permitted without the written authorization of AGC. The test results presented in the report apply only to the tested sample. Any objections to report issued by AGC should be submitted to AGC within 15 days after the issuance of the test report. Further enquiry of validity or verification of the test report should be addressed to AGC by agc@agc-cert.com.

Attestation of Global Compliance(Shenzhen)Co., Ltd
Attestation of Global Compliance(Shenzhen)Std & Tech Co., Ltd
Tel: +86-755 2523 4088 E-mail: agc@agc-cert.com Web: http://cn.agc-cert.com/



APPENDIX A: PHOTOGRAPHS OF TEST SETUP

RADIATED SPURIOUS EMISSION



RADIATED SPURIOUS ABOVE 1G EMISSION



----END OF REPORT----

Any report having not been signed by authorized approver, or having been altered without authorization, or having not been stamped by the "Dedicated Testing/Inspection Stamp" is deemed to be invalid. Copying or excerpting portion of, or altering the content of the report is not permitted without the written authorization of AGC. The test results presented in the report apply only to the tested sample. Any objections to report issued by AGC should be submitted to AGC within 15days after the issuance of the test report. Further enquiry of validity or verification of the test report should be addressed to AGC by agc@agc-cert.com.

Attestation of Global Compliance(Shenzhen)Co., Ltd
Attestation of Global Compliance(Shenzhen)Std & Tech Co., Ltd
Tel: +86-755 2523 4088 E-mail: agc@agc-cert.com Web: <http://cn.agc-cert.com/>



Conditions of Issuance of Test Reports

1. All samples and goods are accepted by the Attestation of Global Compliance (Shenzhen) Co., Ltd (the “Company”) solely for testing and reporting in accordance with the following terms and conditions. The company provides its services on the basis that such terms and conditions constitute express agreement between the company and any person, firm or company requesting its services (the “Clients”).
2. Any report issued by Company as a result of this application for testing services (the “Report”) shall be issued in confidence to the Clients and the Report will be strictly treated as such by the Company. It may not be reproduced either in its entirety or in part and it may not be used for advertising or other unauthorized purposes without the written consent of the Company. The Clients to whom the Report is issued may, however, show or send it, or a certified copy thereof prepared by the Company to its customer, supplier or other persons directly concerned. The Company will not, without the consent of the Clients, enter into any discussion or correspondence with any third party concerning the contents of the Report, unless required by the relevant governmental authorities, laws or court orders.
3. The Company shall not be called or be liable to be called to give evidence or testimony on the Report in a court of law without its prior written consent, unless required by the relevant governmental authorities, laws or court orders.
4. The non-CMA report issued by AGC is only permitted to be used by the client as internal reference use and shall not be used for public demonstration purpose.
5. In the event of the improper use of the report as determined by the Company, the Company reserves the right to withdraw it, and to adopt any other additional remedies which may be appropriate.
6. Samples submitted for testing are accepted on the understanding that the Report issued cannot form the basis of, or be the instrument for, any legal action against the Company.
7. The Company will not be liable for or accept responsibility for any loss or damage however arising from the use of information contained in any of its Reports or in any communication whatsoever about its said tests or investigations.
8. Clients wishing to use the Report in court proceedings or arbitration shall inform the Company to that effect prior to submitting the sample for testing.
9. The Company is not responsible for recalling the electronic version of the original report when any revision is made to them. The Client assumes the responsibility to providing the revised version to any interested party who uses them.
10. Subject to the variable length of retention time for test data and report stored hereinto as otherwise specifically required by individual accreditation authorities, the Company will only keep the supporting test data and information of the test report for a period of six years. The data and information will be disposed of after the aforementioned retention period has elapsed. Under no circumstances shall we provide any data and information which has been disposed of after retention period. Under no circumstances shall we be liable for damage of any kind, including (but not limited to) compensatory damages, lost profits, lost data, or any form of special, incidental, indirect, consequential or punitive damages of any kind, whether based on breach of contract of warranty, tort (including negligence), product liability or otherwise, even if we are informed in advance of the possibility of such damages.

Any report having not been signed by authorized approver, or having been altered without authorization, or having not been stamped by the Dedicated Testing/Inspection Stamp” is deemed to be invalid. Copying or excerpting portion of, or altering the content of the report is not permitted without the written authorization of AGC. The test results presented in the report apply only to the tested sample. Any objections to report issued by AGC should be submitted to AGC within 15days after the issuance of the test report. Further enquiry of validity or verification of the test report should be addressed to AGC by agc@agc-cert.com.

