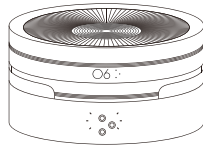


## QUICK START GUIDE

O6 ::



Charge O6 until  
light turns blue



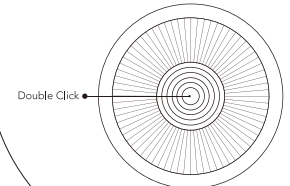
Open bluetooth settings  
on your phone  
Press the centre button  
Tap on o6 & "pair device"



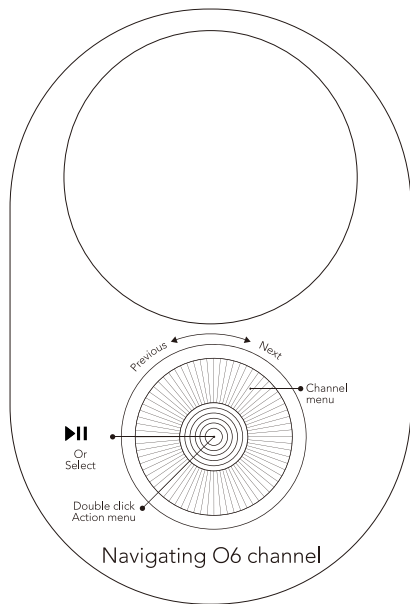
Download o6 app  
from app store

Add Account	Next
User name	
Password	

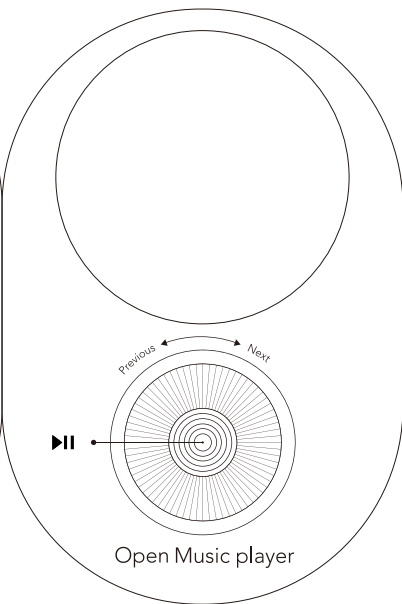
Log into channel accounts  
Learn more at  
[o6app.com/channels](https://o6app.com/channels)



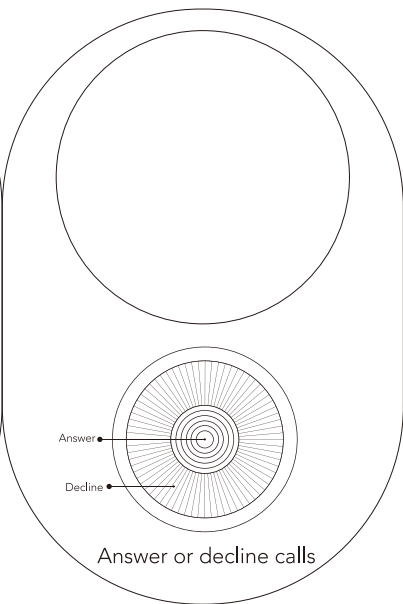
Actions



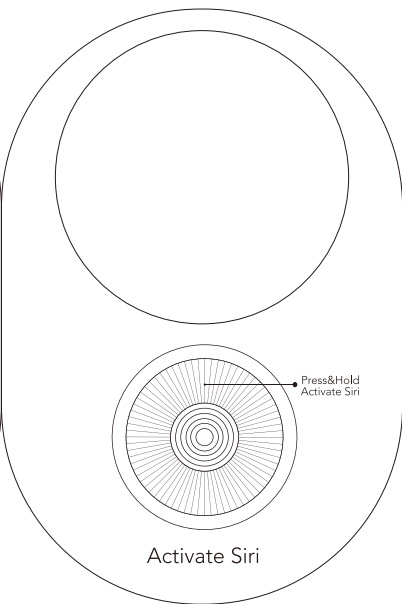
Navigating O6 channel



Open Music player



Answer or decline calls



Activate Siri

What's included?

O6 , O6 Charger, and USB cable

Learn more at  
[o6app.com/UserGuide](https://o6app.com/UserGuide)

## **Safety Precautions**

This Equipment has been tested and found to comply with the limits for a Class B digital device, pursuant to Part 15 of the FCC Rules. These limits are designed to provide reasonable protection against harmful interference in a residential installation. This equipment generate, uses and can radiate radio frequency energy and, if not installed and used in accordance with the instructions, may cause harmful interference to radio communications. However, there is no guarantee that interference will not occur in a particular installation.

If this equipment does cause harmful interference to radio or television reception which can be determined by turning the equipment off and on, the user is encouraged to try to correct the interference by one or more of the following measures.

- Reorient or relocate the receiving antenna.
- Increase the separation between the equipment and receiver.
- Connect the equipment into an outlet on a circuit different from that to which the receiver is connected.
- Consult the dealer or an experienced radio, TV technical for help.
- Only shielded interface cable should be used.

Finally, any changes or modifications to the equipment by the user not expressly approved by the grantee or manufacturer could void the users authority to operate such equipment.

This device complies with Part 15 of the FCC Rules.

Operation is subject to the following two conditions:

- (1) this device may not cause harmful interference, and
- (2) this device must accept any interference received, including interference that may cause undesired operation of this device.

## **CAUTION**

Any changes or modifications in construction of this device which are not expressly approved by the party responsible for compliance could void the user's authority to operate the equipment.

## **CE WARNING**

- Changes and modifications not expressly approved by the party responsible for compliance could void the user's authority to operate the equipment.
- It is desirable that it be installed and operated with at least 20cm or more between the radiator and person's body(excluding extremities:hand,wrists,feet, and ankles)



## CAUTION!

RISK OF EXPLOSION IF BATTERY IS REPLACED BY AN INCORRECT TYPE.  
DISPOSE OF USED BATTERIES ACCORDING TO THE INSTRUCTIONS.

Specifications	
Bluetooth Spec	V4.1 (Bluetooth low energy)
Operating Frequency	2402MHz to 2480MHz
Operating Temp	-20 to 60°C
Battery	Lithium-Ion Battery 3.7V / 90mAh
Power	Micro-USB connector (DC 5V, 500mA)
Size / Weight	42.9 × 42.9 × 12.3mm / 19g

FCC ID : 2ALLV-O6M01  
KC ID : MSIP-CRI-O6M-O6M01

