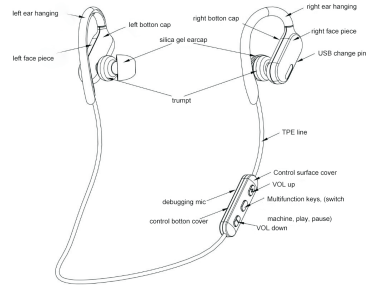



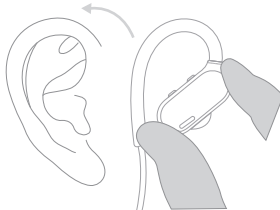

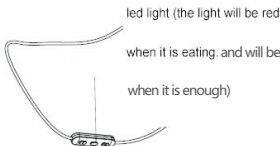

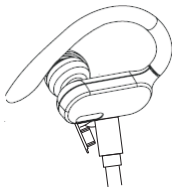



<div>product specification</div> <div>Made in China</div>	<div><div>Introductions:</div><div>Thanks for purchasing and using earphones . Please read this user manual carefully before using .</div></div> <div><div>Knowing earphones:</div><div></div></div>	<div><div>Wearing earphones:</div><div>The standar d-sized eartips fit for most people and have been installed on the earphone housing before shiping . Pls try different sizes to get best fit to enjoy the great sound .</div><div><div>Small</div><div>Standard</div><div>Large</div></div><div><div>wear</div><div></div><div>Put the earhook over the back of your ear and insert the earphone into the ear canal. Adjust by twisting into position if that isn't right.</div></div></div>	<div></div> <div>Move the microphone closer to your mouth for better sound during phone conversations.</div> <div><div>Begin to use</div><div></div><div>For first use, press and hold the multifunction key for 6 seconds until you see alternating red/blue flashing and hearing the voice prompt "pairing" . For subsequent use, press and hold the multifunction key for about 4 seconds until you see blue light flashing and hear the voice prompt "power on". It wil connect to your device automatically .</div></div>	<div></div> <div>Turn you cellphone's on to search for SY11- 1 and click it.</div> <div><div>Charging</div><div></div><div>USB Charging port. 2 hours charging gives you up to 7 hours play time .</div></div>	<div><div>Box Content</div><div></div><div>Three pairs of eartips One pair has been installed SY11-1 USB</div></div> <div><div>Features</div><div><div>4.1 is compatible with most phones and tablets</div><div>Earhooks optimized for workouts</div><div>aptX audio technology</div><div>10mm HD Driver</div><div>CSR8645 Chip for SY11-1</div></div></div>
	<div><div>Operation and instructions</div><div><div>1. ON/OFF</div><div>Press and hold the multifunction key for 3 seconds . The LED will flash blue when turning on and flash red when turn off.</div><div>2. Pairing</div><div>Press and hold multifunction key for 6 seconds until you see alternating blue/red flashing of LED.</div><div>3. Adjust volume or Skip forward/backward</div><div>press+/-for 1 second to adjust volume and 2 seconds to skip forward/backward.</div><div>4. Pick up/hang up a call</div><div>Press multifunction key shortly.</div><div>5. Reject an incoming call.</div><div>Press and hold multifunction key for 2 seconds.</div></div></div>	<div><div>6. Switch caller during a call.</div><div>Press multifunction key twice.</div><div>7. mute/unmute the microphone in a call</div><div>Press volume up and down button once at the same time.</div><div>8. Connect two cellphones</div><div>① With headphones turned off, & within 1 meter(3 feet) of music device, press & hold center key for more than 6seconds until you see aterning red/blue flashing of the status indicator and a voice prompt saying "Pairing". ② On your phone/music device, turn on & have it search for devices (see instructions in the phone/music device manual for details). ③ Check for "SY11-1"and select , voice prompt will say "Connected".</div></div>	<div><div>④ Turn off the earphones.</div><div>⑤ Pair the second phone as outlined above.</div><div>9. Accept calls from 2 phones and switch between them</div><div>When you receive a call on the second phone while in conversation on the first phone, double press the multifunction button to put the first call on hold and switch to the second one. Double press the multifunction button every time you want to switch between calls.</div><div>10. Switch between earphones and receiver</div><div>Press and hold the multifunction button for 1 second during a call to switch between the earphones and your phone's receiver.</div></div>	<div><div>Warming</div><div><div>1. Do not expose the headset to excessive heat.</div><div>2. Do not drop your headset.</div><div>3. Do not allow your headset to be submerged in water.</div><div>4. Listen at reasonable volumes for reasonable periods of time to avoid hearing damage.</div><div>5. For your safety, avoid distractions from music or phonecalls while in traffic or other potentially dangerous environments</div></div></div>	<div><div>Specs</div><div><div>Model type: SY11-1</div><div>Version : V4.1</div><div>Weight: 17g</div><div>Size: 480*39*25mm</div><div>Operating range : 10 meters.</div><div>Play time: about 7 hours.</div><div>Standby ti me: 210 hours</div><div>Charging time: about 2h</div><div>Battery tye: Rechargeable lithi um polymer battery Support profiles: HFP/A2DP/HSP/AVRCP</div></div></div>