Jug Bluetooth speaker manual

PRINTED ON 150G PAPER
FOLD AND PLACE ON THE BOTTOM OF THE BOX

= DIELINES (DO NOT PRINT)

= FOLD LINES (DO NOT PRINT)

MANNA™

Jug Bluetooth speaker

WITH PORTABLE POWER BANK

Bluetooth®

USER MANUAL

IMPORTANT NOTES 1

- Please read this manual carefully before use.
- Remove power bank speaker from the growler body before washing.
- Please charge speaker with power adapter (Output: DC5V-1A).
- Charge in full before first use.
- Changes or modifications not expressly approved by the party responsible for compliance could void the user's authority to operate this device
- This device complies with part 15 of the FCC Rules. Operation is subject to the following two conditions: (1) This device may not cause harmful interference, and (2) this device must accept any interference received, including interference that may cause undesired operation.
- USB Cable included for charging only.

PRODUCT CONTENTS 2

Micro USB charge cable

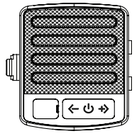

Jug Bluetooth speaker

TECHNICAL INFORMATION 3

Working Voltage	3.3-4.2V
Charging Power	5V/1000mA
Bluetooth Version	BDR+EDR
Recharge Method	Micro USB
Battery Capacity	5000mAh
Rated Power	3W
Bluetooth Range	<25 feet
Bottle Material	PP (BPA Free)
Product Size	**122.0mm(L)*90.5mm(W)*35mm(H)**
Product Weight	2 lb
USB Cable Length	12" (30mm)
Model Number	**XO-9379**

CONNECTING YOUR DEVICE 4

- Turn on the Bluetooth speaker by pressing and holding **(B)**.
- Turn your Bluetooth device on search mode. Find device titled "RUMBLE SPEAKER" and select.
- Once a connection with media device has been established, the flash will slow, remaining blue.

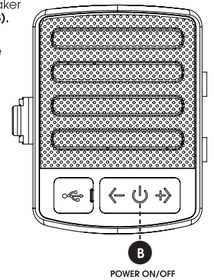

POWER ON/OFF

SPEAKER FUNCTIONS 5.1

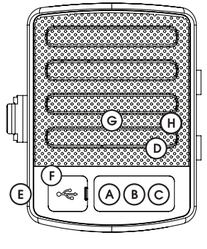

(A) Press to skip to previous track. Press and hold to decrease volume.

(B) Press and hold to turn on/off. Press to pause/play music or answer incoming calls or end phone calls.

Press **(B)** button twice to call back the last person you talked to.

(C) Press to skip to next track. Press and hold to increase volume.

(D) LED light indicates if device is paired and charging status.

SPEAKER FUNCTIONS 5.2

(E) Color-changing strobing lights.

(F) To charge your power bank speaker, connect the micro-USB to the charging port.

(G) Speaker

(H) Microphone (see page 5.1 for phone calls instructions).

POWER BANK FUNCTIONS

(F) To charge your devices with the power bank speaker, connect the USB cable to the USB port.

POWER RECHARGING 6

Connect the USB cable included to charge your power bank speaker through a computer USB port or power adapter.
Low Power Warning: When voltage is lower than 3.5V, one beep will sound. Leave for at least 8 hours for full charge. When charging, LED lights indicate the battery charge, when power bank speaker is fully charged, all blue LEDs will be illuminated.

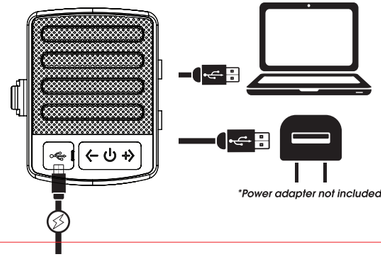

*Power adapter not included

FCC Radiation Exposure Statement:

This equipment complies with FCC radiation exposure limits set forth for an uncontrolled environment. The device has been evaluated to meet general RF exposure requirement. The device can be used in portable exposure condition without restriction.

This equipment has been tested and found to comply with the limits for a Class B digital device, pursuant to part 15 of the FCC Rules. These limits are designed to provide reasonable protection against harmful interference in a residential installation. This equipment generates, uses and can radiate radio frequency energy and, if not installed and used in accordance with the instructions, may cause harmful interference to radio communications. However, there is no guarantee that interference will not occur in a particular installation. If this equipment does cause harmful interference to radio or television reception, which can be determined by turning the equipment off and on, the user is encouraged to try to correct the interference by one or more of the following measures:

-- Reorient or relocate the receiving antenna.
-- Increase the separation between the equipment and receiver.
-- Connect the equipment into an outlet on a circuit different from that to which the receiver is connected.
-- Consult the dealer or an experienced radio/TV technician for help.

MANNA™

@mannahydration
#mannahydration

*The **Bluetooth®** word mark and logos are registered trademarks owned by the Bluetooth SIG, Inc. and any use of such marks by MANNA™ is under license. Other trademarks and trade names are those of their respective owners.*

WWW.MANNAHYDRATION.COM
NEW YORK, NY 10018
MADE IN CHINA