

Note: 1. Below 30MHz no Spurious found and Above is the worst mode data.

2. As no emission found in standby or receive mode, no recording in this report.

Any report having not been signed by authorized approver, or having been altered without authorization, or having not been stamped by the "Dedicated Testing/Inspection Stamp" is deemed to be invalid. Copying or excerpting portion of, or altering the content of the report is not permitted without the written authorization of AGC. The test results presented in the report apply only to the tested sample. Any objections to report issued by AGC should be submitted to AGC within 15days after the issuance of the test report. Further enquiry of validity or verification of the test report should be addressed to AGC by agc@agc-cert.com.

Attestation of Global Compliance(Shenzhen)Co., Ltd
Attestation of Global Compliance(Shenzhen)Std & Tech Co., Ltd
Tel: +86-755 2523 4088 E-mail: agc@agc-cert.com Web: <http://cn.agc-cert.com/>



12. RADIATED SPURIOUS EMISSION

12.1. PROVISIONS APPLICABLE

(A) On any frequency outside a licensee's frequency block (e.g. A, D, B, etc.) within the USPCS spectrum, the power of any emission shall be attenuated below the transmitter power (P, in Watts) by at least $43+10\log(P)$ dB. The specification that emissions shall be attenuated below the transmitter power (P) by at least $43 + 10 \log (P)$ dB, translates in the relevant power range (1 to 0.001 W) to -13 dBm.


At 1 W the specified minimum attenuation becomes 43 dB and relative to a 30 dBm (1 W) carrier becomes a limit of -13 dBm. At 0.001 W (0 dBm) the minimum attenuation is 13 dB, which again yields a limit of -13 dBm. In this way a translation of the specification from relative to absolute terms is carried out.

(B) For specific criteria, please refer to the description in section 9.2 of the report for corresponding evaluation.

12.2. MEASUREMENT PROCEDURE

1. The EUT was placed on the top of the turntable 0.8 or 1.5 meter above ground. The phase center of the receiving antenna mounted on the top of a height-variable antenna tower was placed 3 meters far away from the turntable.
2. Power on the EUT and all the supporting units. The turntable was rotated by 360 degrees to determine the position of the highest radiation.
3. The height of the broadband receiving antenna was varied between one meter and four meters above ground to find the maximum emissions field strength of both horizontal and vertical polarization.
4. For each suspected emissions, the antenna tower was scan (from 1 M to 4 M) and then the turntable was rotated (from 0 degree to 360 degrees) to find the maximum reading.
5. Set the test-receiver system to Peak or CISPR quasi-peak Detect Function with specified bandwidth under Maximum Hold Mode.
6. For emissions above 1GHz, use 1MHz VBW and RBW for peak reading. Then 1MHz RBW and 10Hz VBW for average reading in spectrum analyzer. Place the measurement antenna away from each area of the EUT determined to be a source of emissions at the specified measurement distance, while keeping the measurement antenna aimed at the source of emissions at each frequency of significant emissions, with polarization oriented for maximum response. The measurement antenna may have to be higher or lower than the EUT, depending on the radiation pattern of the emission and staying aimed at the emission source for receiving the maximum signal. The final measurement antenna elevation shall be that which maximizes the emissions. The measurement antenna elevation for maximum emissions shall be restricted to a range of heights of from 1 m to 4 m above the ground or reference ground plane.
7. When the radiated emissions limits are expressed in terms of the average value of the emissions, and pulsed operation is employed, the measurement field strength shall be determined by averaging over one complete pulse train, including blanking intervals, as long as the pulse train does not exceed 0.1 seconds. As an alternative (provided the transmitter operates for longer than 0.1 seconds) or in cases where the pulse train exceeds 0.1 seconds, the measured field strength shall be determined from the average absolute voltage during a 0.1 second interval during which the field strength is at its maximum values.
8. If the emissions level of the EUT in peak mode was 3 dB lower than the average limit specified, then testing will be stopped and peak values of EUT will be reported, otherwise, the emissions which do not have 3 dB margin will be repeated one by one using the quasi-peak method for below 1GHz.

9. For testing above 1GHz, the emissions level of the EUT in peak mode was lower than average limit (that means the emissions level in peak mode also complies with the limit in average mode), then testing will be



stopped and peak values of EUT will be reported, otherwise, the emissions will be measured in average mode again and reported.

10. In case the emission is lower than 30MHz, loop antenna has to be used for measurement and the recorded data should be QP measured by receiver. High - Low scan is not required in this case.

11. For spurious emissions above 1GHz, a horn antenna is substituted in place of the EUT.

The substitute antenna is driven by a signal generator and the previously recorded signal was duplicated.

The spurious emissions is calculated by the following formula;

$$\text{Result(dBm)} = \text{Pg(dBm)} + \text{Factor(dB)}$$

$$\text{Factor(dB)} = \text{Ant Gain(dB)} - \text{Cable Loss(dB)} + \text{Power Splitter(dB)} \quad (\text{Above } 1\text{GHz})$$

$$\text{Factor(dB)} = \text{Ant Gain(dB)} - \text{Cable Loss(dB)} \quad (\text{Below } 1\text{GHz})$$

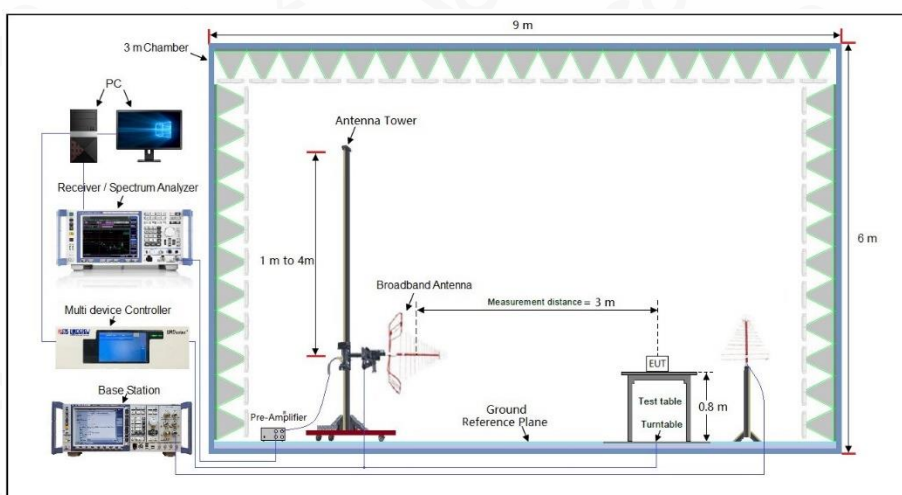
Where: Pgis the generator output power into the substitution antenna.

If the fundalmatal frequency is below 1GHz, RF output power has been converted to EIRP.

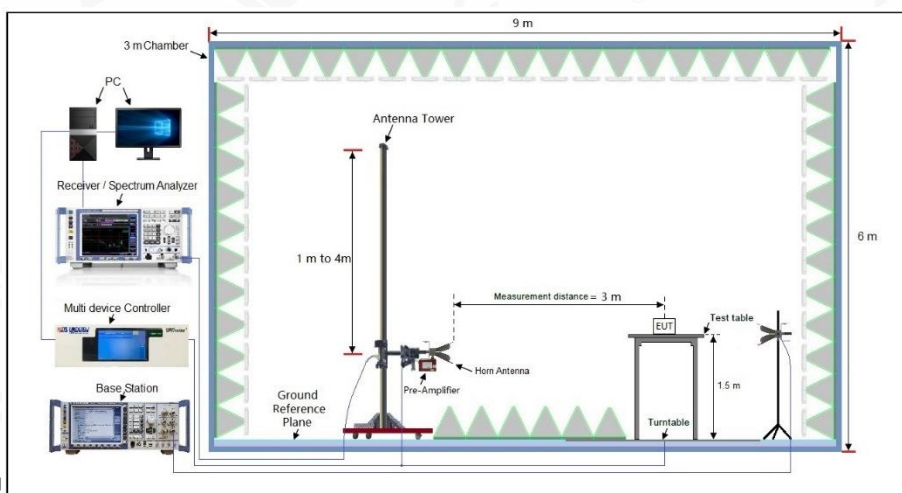
$$\text{EIRP(dBm)} = \text{ERP(dBm)} + 2.15$$

12.3. MEASUREMENT SETUP

RADIATED EMISSIONS 30MHZ TO 1GHZ TEST SETUP



RADIATED EMISSIONS ABOVE 1GHZ TEST SETUP



Any report having not been signed "Stamp" is deemed to be invalid. Copying or excerpting portion or, or altering the content of the report is not permitted without the written authorization of AGC. The test results presented in the report apply only to the tested sample. Any objections to report issued by AGC should be submitted to AGC within 15 days after the issuance of the test report. Further enquiry of validity or verification of the test report should be addressed to AGC by agc@agc-cert.com.

Attestation of Global Compliance(Shenzhen)Co., Ltd

Attestation of Global Compliance(Shenzhen)Std & Tech Co., Ltd

Tel: +86-755 2523 4088 E-mail: agc@agc-cert.com Web: http://cn.agc-cert.com/



12.4 MEASUREMENT RESULT

The measurement Below 1GHz data as follows:

GSM 850							
No.	Frequency	SA Reading	Correction factor	EIRP Result	Limit	Margin	Ant. Pol.
	(MHz)	(dBm)	(dB/m)	(dBm)	(dBm)	(dB)	
GSM_ Lowest Channel							
1	159.759	-64.84	15.52	-49.32	-13	-36.32	Horizontal
2	240.144	-61.69	16.75	-44.94	-13	-31.94	Horizontal
3	754.963	-60.19	19.35	-40.84	-13	-27.84	Horizontal
4	46.708	-64.54	10.44	-54.10	-13	-41.1	Vertical
5	433.340	-60.23	17.75	-42.48	-13	-29.48	Vertical
6	502.247	-57.55	18.66	-38.89	-13	-25.89	Vertical
GSM_ Middle Channel							
1	31.735	-61.99	9.78	-52.21	-13	-39.21	Horizontal
2	159.759	-63.57	13.75	-49.82	-13	-36.82	Horizontal
3	240.144	-60.20	16.75	-43.45	-13	-30.45	Horizontal
4	43.233	-61.55	10.23	-51.32	-13	-38.32	Vertical
5	433.340	-61.11	17.75	-43.36	-13	-30.36	Vertical
6	498.730	-58.06	18.02	-40.04	-13	-27.04	Vertical
GSM_ Highest Channel							
1	159.759	-66.62	13.75	-52.87	-13	-39.87	Horizontal
2	240.144	-67.11	16.75	-50.36	-13	-37.36	Horizontal
3	679.435	-63.57	19.01	-44.56	-13	-31.56	Horizontal
4	43.233	-63.90	10.23	-53.67	-13	-40.67	Vertical
5	433.340	-62.68	17.75	-44.93	-13	-31.93	Vertical
6	498.730	-57.82	18.02	-39.80	-13	-26.8	Vertical

Any report having not been signed by authorized approver, or having been altered without authorization, or having not been stamped by the "Dedicated Testing/Inspection Stamp" is deemed to be invalid. Copying or excerpting portion of, or altering the content of the report is not permitted without the written authorization of AGC. The test results presented in the report apply only to the tested sample. Any objections to report issued by AGC should be submitted to AGC within 15 days after the issuance of the test report. Further enquiry of validity or verification of the test report should be addressed to AGC by agc@agc-cert.com.

Attestation of Global Compliance(Shenzhen)Co., Ltd
Attestation of Global Compliance(Shenzhen)Std & Tech Co., Ltd
Tel: +86-755 2523 4088 E-mail: agc@agc-cert.com Web: http://cn.agc-cert.com/



PCS 1900							
No.	Frequency	SA Reading	Correction factor	EIRP Result	Limit	Margin	Ant. Pol.
	(MHz)	(dBm)	(dB/m)	(dBm)	(dBm)	(dB)	
GSM_ Lowest Channel							
1	159.759	-61.63	15.52	-46.11	-13.00	-33.11	Horizontal
2	240.144	-58.33	16.75	-41.58	-13.00	-28.58	Horizontal
3	754.963	-57.59	19.35	-38.24	-13.00	-25.24	Horizontal
4	46.708	-60.98	10.44	-50.54	-13.00	-37.54	Vertical
5	433.340	-58.66	17.75	-40.91	-13.00	-27.91	Vertical
6	502.247	-54.90	18.66	-36.24	-13.00	-23.24	Vertical
GSM_ Middle Channel							
1	31.735	-62.14	9.78	-52.36	-13.00	-39.36	Horizontal
2	159.759	-60.47	13.75	-46.72	-13.00	-33.72	Horizontal
3	240.144	-60.46	16.75	-43.71	-13.00	-30.71	Horizontal
4	43.233	-61.46	10.23	-51.23	-13.00	-38.23	Vertical
5	433.340	-60.39	17.75	-42.64	-13.00	-29.64	Vertical
6	498.730	-57.03	18.02	-39.01	-13.00	-26.01	Vertical
GSM_ Highest Channel							
1	159.759	-61.13	13.75	-47.38	-13.00	-34.38	Horizontal
2	240.144	-61.16	16.75	-44.41	-13.00	-31.41	Horizontal
3	679.435	-57.25	19.01	-38.24	-13.00	-25.24	Horizontal
4	43.233	-60.56	10.23	-50.33	-13.00	-37.33	Vertical
5	433.340	-61.40	17.75	-43.65	-13.00	-30.65	Vertical
6	498.730	-57.37	18.02	-39.35	-13.00	-26.35	Vertical

Any report having not been signed by authorized approver, or having been altered without authorization, or having not been stamped by the "Dedicated Testing/Inspection Stamp" is deemed to be invalid. Copying or excerpting portion of, or altering the content of the report is not permitted without the written authorization of AGC. The test results presented in the report apply only to the tested sample. Any objections to report issued by AGC should be submitted to AGC within 15days after the issuance of the test report. Further enquiry of validity or verification of the test report should be addressed to AGC by agc@agc-cert.com.

Attestation of Global Compliance(Shenzhen)Co., Ltd
Attestation of Global Compliance(Shenzhen)Std & Tech Co., Ltd
Tel: +86-755 2523 4088 E-mail: agc@agc-cert.com Web: http://cn.agc-cert.com/



WCDMA Band II							
No.	Frequency	SA Reading	Correction factor	EIRP Result	Limit	Margin	Ant. Pol.
	(MHz)	(dBm)	(dB/m)	(dBm)	(dBm)	(dB)	
RMC 12.2kbps_ Lowest Channel							
1	159.759	-63.28	15.52	-47.76	-13.00	-34.76	Horizontal
2	240.144	-58.48	16.75	-41.73	-13.00	-28.73	Horizontal
3	754.963	-57.26	19.35	-37.91	-13.00	-24.91	Horizontal
4	46.708	-62.69	10.44	-52.25	-13.00	-39.25	Vertical
5	433.340	-59.89	17.75	-42.14	-13.00	-29.14	Vertical
6	502.247	-56.77	18.66	-38.11	-13.00	-25.11	Vertical
RMC 12.2kbps_ Middle Channel							
1	31.735	-60.45	9.78	-50.67	-13.00	-37.67	Horizontal
2	159.759	-61.41	13.75	-47.66	-13.00	-34.66	Horizontal
3	240.144	-58.45	16.75	-41.70	-13.00	-28.70	Horizontal
4	43.233	-60.58	10.23	-50.35	-13.00	-37.35	Vertical
5	433.340	-59.87	17.75	-42.12	-13.00	-29.12	Vertical
6	498.730	-58.71	18.02	-40.69	-13.00	-27.69	Vertical
RMC 12.2kbps_ Highest Channel							
1	159.759	-61.08	13.75	-47.33	-13.00	-34.33	Horizontal
2	240.144	-59.95	16.75	-43.20	-13.00	-30.2	Horizontal
3	679.435	-55.84	19.01	-36.83	-13.00	-23.83	Horizontal
4	43.233	-59.95	10.23	-49.72	-13.00	-36.72	Vertical
5	433.340	-59.34	17.75	-41.59	-13.00	-28.59	Vertical
6	498.730	-58.14	18.02	-40.12	-13.00	-27.12	Vertical

Any report having not been signed by authorized approver, or having been altered without authorization, or having not been stamped by the "Dedicated Testing/Inspection Stamp" is deemed to be invalid. Copying or excerpting portion of, or altering the content of the report is not permitted without the written authorization of AGC. The test results presented in the report apply only to the tested sample. Any objections to report issued by AGC should be submitted to AGC within 15days after the issuance of the test report. Further enquiry of validity or verification of the test report should be addressed to AGC by agc@agc-cert.com.

Attestation of Global Compliance(Shenzhen)Co., Ltd
Attestation of Global Compliance(Shenzhen)Std & Tech Co., Ltd
Tel: +86-755 2523 4088 E-mail: agc@agc-cert.com Web: http://cn.agc-cert.com/



WCDMA Band V							
No.	Frequency	SA Reading	Correction factor	EIRP Result	Limit	Margin	Ant. Pol.
	(MHz)	(dBm)	(dB/m)	(dBm)	(dBm)	(dB)	
RMC 12.2kbps_ Lowest Channel							
1	159.759	-62.88	15.52	-47.36	-13.00	-34.36	Horizontal
2	240.144	-58.09	16.75	-41.34	-13.00	-28.34	Horizontal
3	754.963	-55.66	19.35	-36.31	-13.00	-23.31	Horizontal
4	46.708	-60.46	10.44	-50.02	-13.00	-37.02	Vertical
5	433.340	-58.47	17.75	-40.72	-13.00	-27.72	Vertical
6	502.247	-55.86	18.66	-37.20	-13.00	-24.20	Vertical
RMC 12.2kbps_ Middle Channel							
1	31.735	-61.34	9.78	-51.56	-13.00	-38.56	Horizontal
2	159.759	-62.24	13.75	-48.49	-13.00	-35.49	Horizontal
3	240.144	-61.26	16.75	-44.51	-13.00	-31.51	Horizontal
4	43.233	-61.53	10.23	-51.30	-13.00	-38.30	Vertical
5	433.340	-59.95	17.75	-42.20	-13.00	-29.20	Vertical
6	498.730	-57.2	18.02	-39.18	-13.00	-26.18	Vertical
RMC 12.2kbps_ Highest Channel							
1	159.759	-61.47	13.75	-47.72	-13.00	-34.72	Horizontal
2	240.144	-58.74	16.75	-41.99	-13.00	-28.99	Horizontal
3	679.435	-59.02	19.01	-40.01	-13.00	-27.01	Horizontal
4	43.233	-60.84	10.23	-50.61	-13.00	-37.61	Vertical
5	433.340	-61.05	17.75	-43.30	-13.00	-30.30	Vertical
6	498.730	-55.76	18.02	-37.74	-13.00	-24.74	Vertical

Any report having not been signed by authorized approver, or having been altered without authorization, or having not been stamped by the "Dedicated Testing/Inspection Stamp" is deemed to be invalid. Copying or excerpting portion of, or altering the content of the report is not permitted without the written authorization of AGC. The test results presented in the report apply only to the tested sample. Any objections to report issued by AGC should be submitted to AGC within 15days after the issuance of the test report. Further enquiry of validity or verification of the test report should be addressed to AGC by agc@agc-cert.com.

Attestation of Global Compliance(Shenzhen)Co., Ltd
Attestation of Global Compliance(Shenzhen)Std & Tech Co., Ltd
Tel: +86-755 2523 4088 E-mail: agc@agc-cert.com Web: http://cn.agc-cert.com/



The measurement Above 1GHz data as follows:

GSM 850							
No.	Frequency	SA Reading	Correction factor	EIRP Result	Limit	Margin	Ant. Pol.
	(MHz)	(dBm)	(dB/m)	(dBm)	(dBm)	(dB)	
GSM_ Lowest Channel							
1	1648.400	-88.92	23.50	-65.42	-13.00	-52.42	Horizontal
2	2472.600	-89.27	29.47	-59.80	-13.00	-46.8	Horizontal
3	1648.400	-89.40	23.72	-65.68	-13.00	-52.68	Vertical
4	2472.600	-89.72	29.47	-60.25	-13.00	-47.25	Vertical
GSM_ Middle Channel							
1	1673.200	-90.92	23.5	-67.42	-13.00	-54.42	Horizontal
2	2509.800	-92.44	29.47	-62.97	-13.00	-49.97	Horizontal
3	1673.200	-92.02	23.72	-68.30	-13.00	-55.3	Vertical
4	2509.800	-94.85	29.47	-65.38	-13.00	-52.38	Vertical
GSM_ Highest Channel							
1	1697.600	-91.87	23.5	-68.37	-13.00	-55.37	Horizontal
2	2546.400	-92.72	29.47	-63.25	-13.00	-50.25	Horizontal
3	1697.600	-91.70	23.72	-67.98	-13.00	-54.98	Vertical
4	2546.400	-92.83	29.47	-63.36	-13.00	-50.36	Vertical

Any report having not been signed by authorized approver, or having been altered without authorization, or having not been stamped by the "Dedicated Testing/Inspection Stamp" is deemed to be invalid. Copying or excerpting portion of, or altering the content of the report is not permitted without the written authorization of AGC. The test results presented in the report apply only to the tested sample. Any objections to report issued by AGC should be submitted to AGC within 15days after the issuance of the test report. Further enquiry of validity or verification of the test report should be addressed to AGC by agc@agc-cert.com.

Attestation of Global Compliance(Shenzhen)Co., Ltd
Attestation of Global Compliance(Shenzhen)Std & Tech Co., Ltd
Tel: +86-755 2523 4088 E-mail: agc@agc-cert.com Web: http://cn.agc-cert.com/



PCS 1900							
No.	Frequency	SA Reading	Correction factor	EIRP Result	Limit	Margin	Ant. Pol.
	(MHz)	(dBm)	(dB/m)	(dBm)	(dBm)	(dB)	
GSM_ Lowest Channel							
1	3700.400	-86.48	32.11	-54.37	-13.00	-41.37	Horizontal
2	5550.600	-86.65	33.21	-53.44	-13.00	-40.44	Horizontal
3	3700.400	-89.05	32.09	-56.96	-13.00	-43.96	Vertical
4	5550.600	-85.11	34.03	-51.08	-13.00	-38.08	Vertical
GSM_ Middle Channel							
1	3760.000	-82.56	32.11	-50.45	-13.00	-37.45	Horizontal
2	5640.000	-85.19	33.21	-51.98	-13.00	-38.98	Horizontal
3	3760.000	-89.37	32.09	-57.28	-13.00	-44.28	Vertical
4	5640.000	-86.28	34.03	-52.25	-13.00	-39.25	Vertical
GSM_ Highest Channel							
1	3819.600	-87.86	32.11	-55.75	-13.00	-42.75	Horizontal
2	5729.400	-87.57	33.21	-54.36	-13.00	-41.36	Horizontal
3	3819.600	-87.99	32.09	-55.9	-13.00	-42.90	Vertical
4	5729.400	-87.95	34.03	-53.92	-13.00	-40.92	Vertical

Any report having not been signed by authorized approver, or having been altered without authorization, or having not been stamped by the "Dedicated Testing/Inspection Stamp" is deemed to be invalid. Copying or excerpting portion of, or altering the content of the report is not permitted without the written authorization of AGC. The test results presented in the report apply only to the tested sample. Any objections to report issued by AGC should be submitted to AGC within 15days after the issuance of the test report. Further enquiry of validity or verification of the test report should be addressed to AGC by agc@agc-cert.com.

Attestation of Global Compliance(Shenzhen)Co., Ltd
Attestation of Global Compliance(Shenzhen)Std & Tech Co., Ltd
Tel: +86-755 2523 4088 E-mail: agc@agc-cert.com Web: http://cn.agc-cert.com/



WCDMA Band II							
No.	Frequency	SA Reading	Correction factor	EIRP Result	Limit	Margin	Ant. Pol.
	(MHz)	(dBm)	(dB/m)	(dBm)	(dBm)	(dB)	
RMC 12.2kbps_ Lowest Channel							
1	3704.800	-83.50	31.09	-52.41	-13.00	-39.41	Horizontal
2	5557.200	-90.28	34.14	-56.14	-13.00	-43.14	Horizontal
3	3704.800	-82.20	33.13	-49.07	-13.00	-36.07	Vertical
4	5557.200	-86.37	32.66	-53.71	-13.00	-40.71	Vertical
RMC 12.2kbps_ Middle Channel							
1	3760.000	-80.86	31.09	-49.77	-13.00	-36.77	Horizontal
2	5640.000	-88.80	34.14	-54.66	-13.00	-41.66	Horizontal
3	3760.000	-80.64	33.13	-47.51	-13.00	-34.51	Vertical
4	5640.000	-84.82	32.66	-52.16	-13.00	-39.16	Vertical
RMC 12.2kbps_ Highest Channel							
1	3815.200	-83.40	31.09	-52.31	-13.00	-39.31	Horizontal
2	5722.800	-86.79	34.14	-52.65	-13.00	-39.65	Horizontal
3	3815.200	-83.16	33.13	-50.03	-13.00	-37.03	Vertical
4	5722.800	-83.87	32.66	-51.21	-13.00	-38.21	Vertical

Any report having not been signed by authorized approver, or having been altered without authorization, or having not been stamped by the "Dedicated Testing/Inspection Stamp" is deemed to be invalid. Copying or excerpting portion of, or altering the content of the report is not permitted without the written authorization of AGC. The test results presented in the report apply only to the tested sample. Any objections to report issued by AGC should be submitted to AGC within 15days after the issuance of the test report. Further enquiry of validity or verification of the test report should be addressed to AGC by agc@agc-cert.com.

Attestation of Global Compliance(Shenzhen)Co., Ltd
Attestation of Global Compliance(Shenzhen)Std & Tech Co., Ltd
Tel: +86-755 2523 4088 E-mail: agc@agc-cert.com Web: http://cn.agc-cert.com/



WCDMA Band V							
No.	Frequency	SA Reading	Correction factor	EIRP Result	Limit	Margin	Ant. Pol.
	(MHz)	(dBm)	(dB/m)	(dBm)	(dBm)	(dB)	
RMC 12.2kbps_ Lowest Channel							
1	1652.800	-80.18	23.12	-57.06	-13	-44.06	Horizontal
2	2479.200	-82.65	28.47	-54.18	-13	-41.18	Horizontal
3	1652.800	-80.7	23.12	-57.58	-13	-44.58	Vertical
4	2479.200	-79.46	28.47	-50.99	-13	-37.99	Vertical
RMC 12.2kbps_ Middle Channel							
1	1672.800	-79.08	23.12	-55.96	-13	-42.96	Horizontal
2	2509.200	-80.56	28.47	-52.09	-13	-39.09	Horizontal
3	1672.800	-78.78	23.12	-55.66	-13	-42.66	Vertical
4	2509.200	-79.14	28.47	-50.67	-13	-37.67	Vertical
RMC 12.2kbps_ Highest Channel							
1	1693.200	-79.63	23.12	-56.51	-13	-43.51	Horizontal
2	2539.800	-79.77	28.47	-51.3	-13	-38.3	Horizontal
3	1693.200	-78.71	23.12	-55.59	-13	-42.59	Vertical
4	2539.800	-79.58	28.47	-51.11	-13	-38.11	Vertical

Note:

1. Correct Factor = Antenna Factor + Cable Loss - Amplifier Gain, the value was added to Original Receiver Reading by the software automatically.
2. Result = Reading + Correct Factor.
3. Margin = Result – Limit
4. The device is investigated from 30MHz to 10 times of fundamental signal for radiated spurious emission test. Subsequently, only the worst case emissions are reported.

Any report having not been signed by authorized approver, or having been altered without authorization, or having not been stamped by the "Dedicated Testing/Inspection Stamp" is deemed to be invalid. Copying or excerpting portion of, or altering the content of the report is not permitted without the written authorization of AGC. The test results presented in the report apply only to the tested sample. Any objections to report issued by AGC should be submitted to AGC within 15 days after the issuance of the test report. Further enquiry of validity or verification of the test report should be addressed to AGC by agc@agc-cert.com.

Attestation of Global Compliance(Shenzhen)Co., Ltd
Attestation of Global Compliance(Shenzhen)Std & Tech Co., Ltd
Tel: +86-755 2523 4088 E-mail: agc@agc-cert.com Web: http://cn.agc-cert.com/



13. FREQUENCY STABILITY / VARIATION OF AMBIENT TEMPERATURE

13.1 PROVISIONS APPLICABLE

13.1.1 For Hand carried battery powered equipment

Frequency stability testing is performed in accordance with the guidelines of ANSI/TIA-603-E-2016. The frequency stability of the transmitter is measured by:

- a.) Temperature: The temperature is varied from 5°C to +25°C in 10°C increments using an environmental chamber.
- b.) Primary Supply Voltage: The primary supply voltage is varied from 85% to 115% of the nominal value for non hand-carried battery and AC powered equipment. For hand-carried, battery-powered equipment, primary supply voltage is reduced to the battery operating end point which shall be specified by the manufacturer.

For Part 22, the frequency stability of the transmitter shall be maintained within $\pm 0.00025\%$ (± 2.5 ppm) of the center frequency. For Part 24, the frequency stability shall be sufficient to ensure that the fundamental emission stays within the authorized frequency block.

13.1.2 For equipment powered by primary supply voltage


1. The carrier frequency of the transmitter is measured at room temperature (5°C to provide a reference).
2. The equipment is turned on in a "standby" condition for fifteen minutes before applying power to the transmitter. Measurement of the carrier frequency of the transmitter is made within one minute after applying power to the transmitter.
3. Frequency measurements are made at 10°C intervals ranging from 5°C to +25°C. A period of at least one half-hour is provided to allow stabilization of the equipment at each temperature level.

13.2 MEASUREMENT METHOD

In order to measure the carrier frequency under the condition of AFC lock, it is necessary to make measurements with the EUT in a "call mode". This is accomplished with the use of R&S CMW500 DIGITAL RADIO COMMUNICATION TESTER.

- 1 Measure the carrier frequency at room temperature.
- 2 Subject the EUT to overnight soak at 5°C. With the EUT, powered via nominal voltage, connected to the CMW500 and in a simulated call on channel 20175 for LTE band 4 measure the carrier frequency. These measurements should be made within 2 minutes of Powering up the EUT, to prevent significant self-warming.
- 3 Repeat the above measurements at 10°C increments from 5°C to +5°C. Allow at least 1 1/2 hours at each temperature, unpowered, before making measurements.
- 4 Re-measure carrier frequency at room temperature with nominal voltage. Vary supply voltage from minimum voltage to maximum voltage, in 0.1 Volt increments re-measuring carrier frequency at each voltage. Pause at nominal voltage for 1 1/2 hours unpowered, to allow any self-heating to stabilize, before

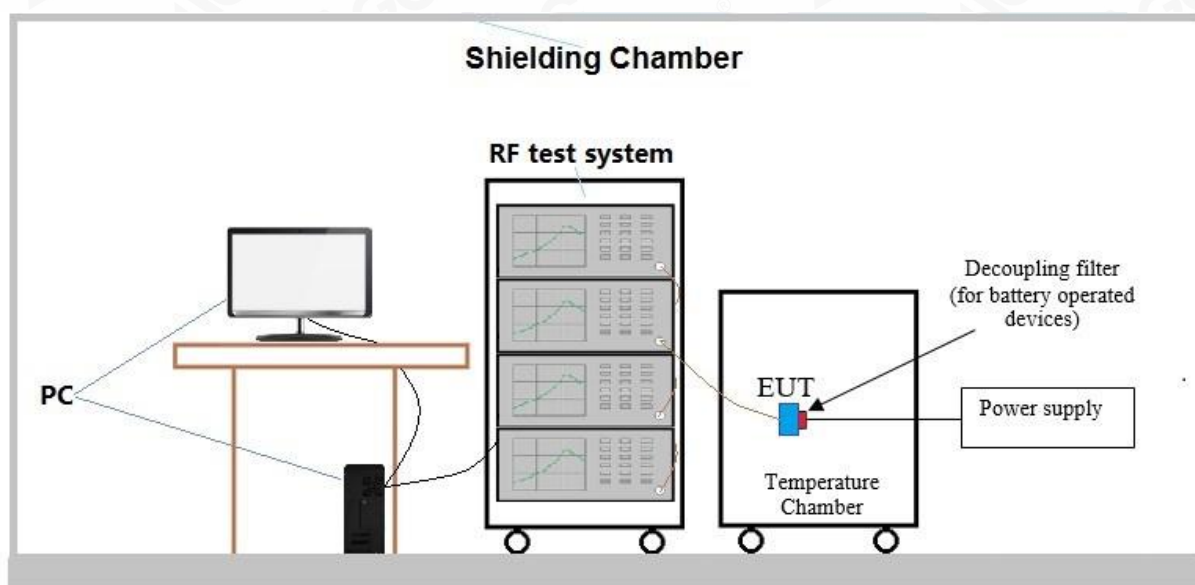
Any report having not been signed by authorized approver, or having been altered without authorization, or having not been stamped by the "Dedicated Testing/Inspection Stamp" is deemed invalid. The test results presented in the report apply only to the tested sample. Any objections to report issued by AGC should be submitted to AGC within 15 days after the issuance of the test report. Further enquiry or verification of the test report should be addressed to AGC by agc@agc-cert.com



continuing.

- 5 Subject the EUT to overnight soak at 25°C.
- 6 With the EUT, powered via nominal voltage, connected to the CMW500 and in a simulated call on the centre channel, measure the carrier frequency. These measurements should be made within 2 minutes of Powering up the EUT, to prevent significant self-warming.
- 7 Repeat the above measurements at 10°C increments from 25°C to 5°C. Allow at least 1 1/2 hours at each temperature, unpowered, before making measurements.
- 8 At all temperature levels hold the temperature to +/- 0.5°C during the measurement procedure.

13.3 MEASUREMENT SETUP



Any report having not been signed by authorized approver, or having been altered without authorization, or having not been stamped by the "Dedicated Testing/Inspection Stamp" is deemed to be invalid. Copying or excerpting portion of, or altering the content of the report is not permitted without the written authorization of AGC. The test results presented in the report apply only to the tested sample. Any objections to report issued by AGC should be submitted to AGC within 15 days after the issuance of the test report. Further enquiry of validity or verification of the test report should be addressed to AGC by agc@agc-cert.com.

Attestation of Global Compliance(Shenzhen)Co., Ltd
Attestation of Global Compliance(Shenzhen)Std & Tech Co., Ltd
Tel: +86-755 2523 4088 E-mail: agc@agc-cert.com Web: http://cn.agc-cert.com/



13.3 MEASUREMENT RESULT

Test Results

Frequency Error vs. Voltage:

Test Band	Test Mode	Test Channel	Test Temp.	Test Volt.(V)	Freq.Error (Hz)	Freq.vs.rated (ppm)	Limit (ppm)	Verdict
GSM850	GSM	LCH	TN	VL	-0.58	-0.000704	±2.5	PASS
			TN	VN	-2.78	-0.003373	±2.5	PASS
			TN	VH	-3.62	-0.004392	±2.5	PASS
		MCH	TN	VL	-5.81	-0.006945	±2.5	PASS
			TN	VN	-4.26	-0.005092	±2.5	PASS
			TN	VH	-7.75	-0.009264	±2.5	PASS
		HCH	TN	VL	-5.81	-0.006845	±2.5	PASS
			TN	VN	-3.55	-0.004182	±2.5	PASS
			TN	VH	-3.75	-0.004418	±2.5	PASS

Test Band	Test Mode	Test Channel	Test Temp.	Test Volt.(V)	Freq.Error (Hz)	Freq.vs.rated (ppm)	Limit (ppm)	Verdict
GSM850	EGPRS	LCH	TN	VL	-9.33	-0.011320	±2.5	PASS
			TN	VN	-8.04	-0.009755	±2.5	PASS
			TN	VH	-9.36	-0.011356	±2.5	PASS
		MCH	TN	VL	-6.13	-0.007327	±2.5	PASS
			TN	VN	-5.04	-0.006024	±2.5	PASS
			TN	VH	-5.29	-0.006323	±2.5	PASS
		HCH	TN	VL	-12.17	-0.014338	±2.5	PASS
			TN	VN	-11.11	-0.013089	±2.5	PASS
			TN	VH	-11.20	-0.013195	±2.5	PASS

Any report having not been signed by authorized approver, or having been altered without authorization, or having not been stamped by the "Dedicated Testing/Inspection Stamp" is deemed to be invalid. Copying or excerpting portion of, or altering the content of the report is not permitted without the written authorization of AGC. The test results presented in the report apply only to the tested sample. Any objections to report issued by AGC should be submitted to AGC within 15days after the issuance of the test report. Further enquiry of validity or verification of the test report should be addressed to AGC by agc@agc-cert.com.

Attestation of Global Compliance(Shenzhen)Co., Ltd
Attestation of Global Compliance(Shenzhen)Std & Tech Co., Ltd
Tel: +86-755 2523 4088 E-mail: agc@agc-cert.com Web: http://cn.agc-cert.com/



Test Band	Test Mode	Test Channel	Test Temp.	Test Volt. (V)	Freq.Error (Hz)	Freq.vs.rated (ppm)	Verdict
PCS1900	GSM	LCH	TN	VL	-6.72	-0.003632	PASS
			TN	VN	-5.62	-0.003037	PASS
			TN	VH	-6.52	-0.003524	PASS
		MCH	TN	VL	-4.97	-0.002644	PASS
			TN	VN	-7.94	-0.004223	PASS
			TN	VH	-6.20	-0.003298	PASS
		HCH	TN	VL	-7.49	-0.003922	PASS
			TN	VN	-2.91	-0.001524	PASS
			TN	VH	-7.04	-0.003687	PASS

Test Band	Test Mode	Test Channel	Test Temp.	Test Volt. (V)	Freq.Error (Hz)	Freq.vs.rated (ppm)	Verdict
PCS1900	EGPRS	LCH	TN	VL	-13.50	-0.007296	PASS
			TN	VN	-9.23	-0.004988	PASS
			TN	VH	-15.88	-0.008582	PASS
		MCH	TN	VL	-7.97	-0.004239	PASS
			TN	VN	-9.33	-0.004963	PASS
			TN	VH	-12.11	-0.006441	PASS
		HCH	TN	VL	-12.27	-0.006425	PASS
			TN	VN	-10.53	-0.005514	PASS
			TN	VH	-10.17	-0.005326	PASS

Note: Based on the results of the frequency stability test at the center channel the frequency deviation results measured are very small. As such it is determined that channels at the band edge would remain in-band when the maximum measured frequency deviation noted during the frequency stability tests is applied. Therefore the device is determined to remain operating in band over the temperture and voltage range as tested.

Any report having not been signed by authorized approver, or having been altered without authorization, or having not been stamped by the "Dedicated Testing/Inspection Stamp" is deemed to be invalid. Copying or excerpting portion of, or altering the content of the report is not permitted without the written authorization of AGC. The test results presented in the report apply only to the tested sample. Any objections to report issued by AGC should be submitted to AGC within 15days after the issuance of the test report. Further enquiry of validity or verification of the test report should be addressed to AGC by agc@agc-cert.com.

Attestation of Global Compliance(Shenzhen)Co., Ltd
Attestation of Global Compliance(Shenzhen)Std & Tech Co., Ltd
Tel: +86-755 2523 4088 E-mail: agc@agc-cert.com Web: http://cn.agc-cert.com/



Frequency Error vs. Temperature:

Test Band	Test Mode	Test Channel	Test Volt.	Test Tem. (°C)	Freq.Error (Hz)	Freq.vs.rated (ppm)	Limit (ppm)	Verdict
GSM850	GSM	LCH	VN	5	-3.62	-0.004392	±2.5	PASS
			VN	15	-4.71	-0.005715	±2.5	PASS
			VN	25	-3.68	-0.004465	±2.5	PASS
			VN	35	-3.29	-0.003992	±2.5	PASS
			VN	45	-0.84	-0.001019	±2.5	PASS
GSM850	GSM	MCH	VN	5	-4.71	-0.005630	±2.5	PASS
			VN	15	-6.01	-0.007184	±2.5	PASS
			VN	25	-4.00	-0.004781	±2.5	PASS
			VN	35	-6.84	-0.008176	±2.5	PASS
			VN	45	-6.01	-0.007184	±2.5	PASS
GSM850	GSM	HCH	VN	5	-2.13	-0.002509	±2.5	PASS
			VN	15	-2.32	-0.002733	±2.5	PASS
			VN	25	-4.39	-0.005172	±2.5	PASS
			VN	35	-2.78	-0.003275	±2.5	PASS
			VN	45	-3.68	-0.004336	±2.5	PASS

Test Band	Test Mode	Test Channel	Test Volt.	Test Tem. (°C)	Freq.Error (Hz)	Freq.vs.rated (ppm)	Limit (ppm)	Verdict
GSM850	EGPRS	LCH	VN	5	-8.52	-0.010337	±2.5	PASS
			VN	15	-13.53	-0.016416	±2.5	PASS
			VN	25	-14.01	-0.016998	±2.5	PASS
			VN	35	-10.78	-0.013079	±2.5	PASS
			VN	45	-10.46	-0.012691	±2.5	PASS
GSM850	EGPRS	MCH	VN	5	-5.13	-0.006132	±2.5	PASS
			VN	15	-4.26	-0.005092	±2.5	PASS
			VN	25	-8.23	-0.009837	±2.5	PASS
			VN	35	-5.75	-0.006873	±2.5	PASS
			VN	45	-5.94	-0.007100	±2.5	PASS
GSM850	EGPRS	HCH	VN	5	-10.69	-0.012594	±2.5	PASS
			VN	15	-12.07	-0.014220	±2.5	PASS
			VN	25	-11.14	-0.013124	±2.5	PASS
GSM850	EGPRS	HCH	VN	35	-10.56	-0.012441	±2.5	PASS
			VN	45	-10.17	-0.011982	±2.5	PASS

Any report having not been signed by authorized approver, or having been altered without authorization, or having not been stamped by the designated testing section Stamp" is deemed to be invalid. Copying or excerpting portion of, or altering the content of the report is not permitted without the written authorization of AGC. The test results presented in the report apply only to the tested sample. Any objections to report issued by AGC should be submitted to AGC within 15 days after the issuance of the test report. Further enquiry of validity or verification of the test report should be addressed to AGC by agc@agc-cert.com.



Test Band	Test Mode	Test Channel	Test Volt.	Test Tem. (°C)	Freq.Error (Hz)	Freq.vs.rated (ppm)	Verdict
PCS1900	GSM	LCH	VN	5	-3.68	-0.001989	PASS
			VN	15	-3.81	-0.002059	PASS
			VN	25	-7.36	-0.003978	PASS
			VN	35	-6.33	-0.003421	PASS
			VN	45	-4.07	-0.002200	PASS
PCS1900	GSM	MCH	VN	5	-7.36	-0.003915	PASS
			VN	15	-5.75	-0.003059	PASS
			VN	25	-6.97	-0.003707	PASS
			VN	35	-4.07	-0.002165	PASS
			VN	45	-7.36	-0.003915	PASS
PCS1900	GSM	HCH	VN	5	-4.33	-0.002267	PASS
			VN	15	-4.39	-0.002299	PASS
			VN	25	-2.32	-0.001215	PASS
			VN	35	-1.36	-0.000712	PASS
			VN	45	-2.20	-0.001152	PASS

Any report having not been signed by authorized approver, or having been altered without authorization, or having not been stamped by the "Dedicated Testing/Inspection Stamp" is deemed to be invalid. Copying or excerpting portion of, or altering the content of the report is not permitted without the written authorization of AGC. The test results presented in the report apply only to the tested sample. Any objections to report issued by AGC should be submitted to AGC within 15days after the issuance of the test report. Further enquiry of validity or verification of the test report should be addressed to AGC by agc@agc-cert.com.

Attestation of Global Compliance(Shenzhen)Co., Ltd
Attestation of Global Compliance(Shenzhen)Std & Tech Co., Ltd
Tel: +86-755 2523 4088 E-mail: agc@agc-cert.com Web: http://cn.agc-cert.com/



Test Band	Test Mode	Test Channel	Test Volt.	Test Tem. (°C)	Freq.Error (Hz)	Freq.vs.rated (ppm)	Verdict
PCS1900	EGPRS	LCH	VN	5	-11.43	-0.006177	PASS
			VN	15	-9.72	-0.005253	PASS
			VN	25	-3.52	-0.001902	PASS
			VN	35	-16.40	-0.008863	PASS
			VN	45	-15.11	-0.008166	PASS
PCS1900	EGPRS	MCH	VN	5	-12.88	-0.006851	PASS
			VN	15	-12.91	-0.006867	PASS
			VN	25	-13.20	-0.007021	PASS
			VN	35	-12.59	-0.006697	PASS
			VN	45	-11.69	-0.006218	PASS
PCS1900	EGPRS	HCH	VN	5	-7.65	-0.004006	PASS
			VN	15	-4.71	-0.002466	PASS
			VN	25	-4.33	-0.002267	PASS
			VN	35	-4.46	-0.002336	PASS
			VN	45	-2.91	-0.001524	PASS

Note: Based on the results of the frequency stability test at the center channel the frequency deviation results measured are very small. As such it is determined that channels at the band edge would remain in-band when the maximum measured frequency deviation noted during the frequency stability tests is applied. Therefore the device is determined to remain operating in band over the temperature and voltage range as tested.

Any report having not been signed by authorized approver, or having been altered without authorization, or having not been stamped by the "Dedicated Testing/Inspection Stamp" is deemed to be invalid. Copying or excerpting portion of, or altering the content of the report is not permitted without the written authorization of AGC. The test results presented in the report apply only to the tested sample. Any objections to report issued by AGC should be submitted to AGC within 15days after the issuance of the test report. Further enquiry of validity or verification of the test report should be addressed to AGC by agc@agc-cert.com.

Attestation of Global Compliance(Shenzhen)Co., Ltd
Attestation of Global Compliance(Shenzhen)Std & Tech Co., Ltd
Tel: +86-755 2523 4088 E-mail: agc@agc-cert.com Web: http://cn.agc-cert.com/



Frequency Error vs. Voltage:

Test Band	Test Mode	Test Channel	Test Temp.	Test Volt.(V)	Freq.Error (Hz)	Freq.vs.rated (ppm)	Limit (ppm)	Verdict
WCDMA850	UMTS	LCH	TN	VL	1.83	0.002214	±2.5	PASS
			TN	VN	2.75	0.003328	±2.5	PASS
			TN	VH	3.48	0.004211	±2.5	PASS
		MCH	TN	VL	0.00	0.000000	±2.5	PASS
			TN	VN	-0.09	-0.000108	±2.5	PASS
			TN	VH	1.82	0.002176	±2.5	PASS
		HCH	TN	VL	1.02	0.001205	±2.5	PASS
			TN	VN	9.66	0.011410	±2.5	PASS
			TN	VH	5.19	0.006130	±2.5	PASS

Test Band	Test Mode	Test Channel	Test Temp.	Test Volt.(V)	Freq.Error (Hz)	Freq.vs.rated (ppm)	Verdict
WCDMA1900	UMTS	LCH	TN	VL	-7.46	-0.004027	PASS
			TN	VN	2.53	0.001366	PASS
			TN	VH	-7.60	-0.004103	PASS
		MCH	TN	VL	-2.82	-0.001500	PASS
			TN	VN	-15.17	-0.008069	PASS
			TN	VH	-12.44	-0.006617	PASS
		HCH	TN	VL	-1.60	-0.000839	PASS
			TN	VN	-3.91	-0.002050	PASS
			TN	VH	0.49	0.000257	PASS

Note: Based on the results of the frequency stability test at the center channel the frequency deviation results measured are very small. As such it is determined that channels at the band edge would remain in-band when the maximum measured frequency deviation noted during the frequency stability tests is applied. Therefore the device is determined to remain operating in band over the temperature and voltage range as tested.

Any report having not been signed by authorized approver, or having been altered without authorization, or having not been stamped by the "Dedicated Testing/Inspection Stamp" is deemed to be invalid. Copying or excerpting portion of, or altering the content of the report is not permitted without the written authorization of AGC. The test results presented in the report apply only to the tested sample. Any objections to report issued by AGC should be submitted to AGC within 15days after the issuance of the test report. Further enquiry of validity or verification of the test report should be addressed to AGC by agc@agc-cert.com.

Attestation of Global Compliance(Shenzhen)Co., Ltd
Attestation of Global Compliance(Shenzhen)Std & Tech Co., Ltd
Tel: +86-755 2523 4088 E-mail: agc@agc-cert.com Web: http://cn.agc-cert.com/



Frequency Error vs. Temperature:

Test Band	Test Mode	Test Channel	Test Volt.	Test Tem. (°C)	Freq.Error (Hz)	Freq.vs.rated (ppm)	Limit (ppm)	Verdict
WCDMA850	UMTS	LCH	VN	5	-8.06	-0.009753	±2.5	PASS
			VN	10	-14.01	-0.016953	±2.5	PASS
			VN	20	-9.34	-0.011302	±2.5	PASS
			VN	25	-12.89	-0.015598	±2.5	PASS
WCDMA850	UMTS	MCH	VN	5	-11.12	-0.013456	±2.5	PASS
			VN	10	-11.12	-0.013456	±2.5	PASS
			VN	20	-10.07	-0.012185	±2.5	PASS
			VN	25	-3.52	-0.004209	±2.5	PASS
WCDMA850	UMTS	HCH	VN	5	-6.32	-0.007465	±2.5	PASS
			VN	10	-9.96	-0.011908	±2.5	PASS
			VN	20	-3.66	-0.004323	±2.5	PASS
			VN	25	-4.81	-0.005682	±2.5	PASS

Test Band	Test Mode	Test Channel	Test Volt.	Test Tem. (°C)	Freq.Error (Hz)	Freq.vs.rated (ppm)	Verdict
WCDMA1900	UMTS	LCH	VN	5	-23.90	-0.012902	PASS
			VN	10	85.43	0.046119	PASS
			VN	20	-13.47	-0.007272	PASS
			VN	25	-21.32	-0.011509	PASS
WCDMA1900	UMTS	MCH	VN	5	-124.05	-0.066967	PASS
			VN	10	-10.67	-0.005760	PASS
			VN	20	-14.45	-0.007801	PASS
			VN	25	-16.89	-0.008984	PASS
WCDMA1900	UMTS	HCH	VN	5	-132.86	-0.070670	PASS
			VN	10	899.37	0.478388	PASS
			VN	20	678.27	0.360782	PASS
			VN	25	175.49	0.091995	PASS

Note: Based on the results of the frequency stability test at the center channel the frequency deviation results measured are very small. As such it is determined that channels at the band edge would remain in-band when the maximum measured frequency deviation noted during the frequency stability tests is applied. Therefore the device is determined to remain operating in band over the temperature and voltage range as tested.


Any report having not been signed by authorized approver, or having been altered without authorization, or having not been stamped by the "Dedicated Testing/Inspection Stamp" is deemed to be invalid. Copying or excerpting portion of, or altering the content of the report is not permitted without the written authorization of AGC. The test results presented in the report apply only to the tested sample. Any objections to report issued by AGC should be submitted to AGC within 15 days after the issuance of the test report. Further enquiry of validity or verification of the test report should be addressed to AGC by agc@agc-cert.com.

Attestation of Global Compliance(Shenzhen)Co., Ltd
Attestation of Global Compliance(Shenzhen)Std & Tech Co., Ltd
Tel: +86-755 2523 4088 E-mail: agc@agc-cert.com Web: http://cn.agc-cert.com/



APPENDIX A: PHOTOGRAPHS OF TEST SETUP

RADIATED SPURIOUS EMISSION



RADIATED SPURIOUS ABOVE 1G EMISSION



Any report having not been signed by authorized approver, or having been altered without authorization, or having not been stamped by the "Dedicated Testing/Inspection Stamp" is deemed to be invalid. Copying or excerpting portion of, or altering the content of the report is not permitted without the written authorization of AGC. The test results presented in the report apply only to the tested sample. Any objections to report issued by AGC should be submitted to AGC within 15days after the issuance of the test report. Further enquiry of validity or verification of the test report should be addressed to AGC by agc@agc-cert.com.

Attestation of Global Compliance(Shenzhen)Co., Ltd
Attestation of Global Compliance(Shenzhen)Std & Tech Co., Ltd
Tel: +86-755 2523 4088 E-mail: agc@agc-cert.com Web: <http://cn.agc-cert.com/>



APPENDIX B: PHOTOGRAPHS OF EUT

Refer to the Report No.: AGC00408210105AP01

----END OF REPORT----

Any report having not been signed by authorized approver, or having been altered without authorization, or having not been stamped by the "Dedicated Testing/Inspection Stamp" is deemed to be invalid. Copying or excerpting portion of, or altering the content of the report is not permitted without the written authorization of AGC. The test results presented in the report apply only to the tested sample. Any objections to report issued by AGC should be submitted to AGC within 15days after the issuance of the test report. Further enquiry of validity or verification of the test report should be addressed to AGC by agc@agc-cert.com.

Attestation of Global Compliance(Shenzhen)Co., Ltd
Attestation of Global Compliance(Shenzhen)Std & Tech Co., Ltd
Tel: +86-755 2523 4088 E-mail: agc@agc-cert.com Web: <http://cn.agc-cert.com/>



Conditions of Issuance of Test Reports

1. All samples and goods are accepted by the Attestation of Global Compliance (Shenzhen) Co., Ltd (the “Company”) solely for testing and reporting in accordance with the following terms and conditions. The company provides its services on the basis that such terms and conditions constitute express agreement between the company and any person, firm or company requesting its services (the “Clients”).
2. Any report issued by Company as a result of this application for testing services (the “Report”) shall be issued in confidence to the Clients and the Report will be strictly treated as such by the Company. It may not be reproduced either in its entirety or in part and it may not be used for advertising or other unauthorized purposes without the written consent of the Company. The Clients to whom the Report is issued may, however, show or send it, or a certified copy thereof prepared by the Company to its customer, supplier or other persons directly concerned. The Company will not, without the consent of the Clients, enter into any discussion or correspondence with any third party concerning the contents of the Report, unless required by the relevant governmental authorities, laws or court orders.
3. The Company shall not be called or be liable to be called to give evidence or testimony on the Report in a court of law without its prior written consent, unless required by the relevant governmental authorities, laws or court orders.
4. The non-CMA report issued by AGC is only permitted to be used by the client as internal reference use and shall not be used for public demonstration purpose.
5. In the event of the improper use of the report as determined by the Company, the Company reserves the right to withdraw it, and to adopt any other additional remedies which may be appropriate.
6. Samples submitted for testing are accepted on the understanding that the Report issued cannot form the basis of, or be the instrument for, any legal action against the Company.
7. The Company will not be liable for or accept responsibility for any loss or damage however arising from the use of information contained in any of its Reports or in any communication whatsoever about its said tests or investigations.
8. Clients wishing to use the Report in court proceedings or arbitration shall inform the Company to that effect prior to submitting the sample for testing.
9. The Company is not responsible for recalling the electronic version of the original report when any revision is made to them. The Client assumes the responsibility to providing the revised version to any interested party who uses them.
10. Subject to the variable length of retention time for test data and report stored hereinto as otherwise specifically required by individual accreditation authorities, the Company will only keep the supporting test data and information of the test report for a period of six years. The data and information will be disposed of after the aforementioned retention period has elapsed. Under no circumstances shall we provide any data and information which has been disposed of after retention period. Under no circumstances shall we be liable for damage of any kind, including (but not limited to) compensatory damages, lost profits, lost data, or any form of special, incidental, indirect, consequential or punitive damages of any kind, whether based on breach of contract of warranty, tort (including negligence), product liability or otherwise, even if we are informed in advance of the possibility of such damages.

Any report having not been signed by authorized approver, or having been altered without authorization, or having not been stamped by the Dedicated Testing/Inspection Stamp” is deemed to be invalid. Copying or excerpting portion of, or altering the content of the report is not permitted without the written authorization of AGC. The test results presented in the report apply only to the tested sample. Any objections to report issued by AGC should be submitted to AGC within 15days after the issuance of the test report. Further enquiry of validity or verification of the test report should be addressed to AGC by agc@agc-cert.com.

