



ANNEX D

EUT PHOTOGRAPHS



Figure D.1: IMAGO L bottom surface touching the body 0mm gap configuration.




Figure D.2: IMAGO L back surface touching the body 0mm gap configuration.




Figure D.3: IMAGO L front surface touching the body 0mm gap configuration.



Figure D.4: IMAGO L right edge touching the body 0mm gap configuration.



Figure D.5: IMAGO C bottom surface touching the body 0mm gap configuration.



Figure D.6: IMAGO C back surface touching the body 0mm gap configuration.



Figure D.7: IMAGO C front surface touching the body 0mm gap configuration.



Figure D.8: IMAGO C right edge touching the body 0mm gap configuration.



Figure D.9: IMAGO FLEX bottom surface touching the body 0mm gap configuration.




Figure D.10: IMAGO FLEX back surface touching the body 0mm gap configuration.




Figure D.11: IMAGO FLEX front surface touching the body 0mm gap configuration.




Figure D.12: IMAGO FLEX right edge touching the body 0mm gap configuration.