



PROCLINICAL® 250RC
ELECTRIC TOOTHBRUSH
电动牙刷

INSTRUCTION MANUAL
产品使用说明书

INSTRUCTION MANUAL
产品使用说明书

CONTENT..... 2-3
 内含..... 2-3

ENGLISH 5-9
 中文 10-15

EUROPE 16
 AUSTRALIA 17

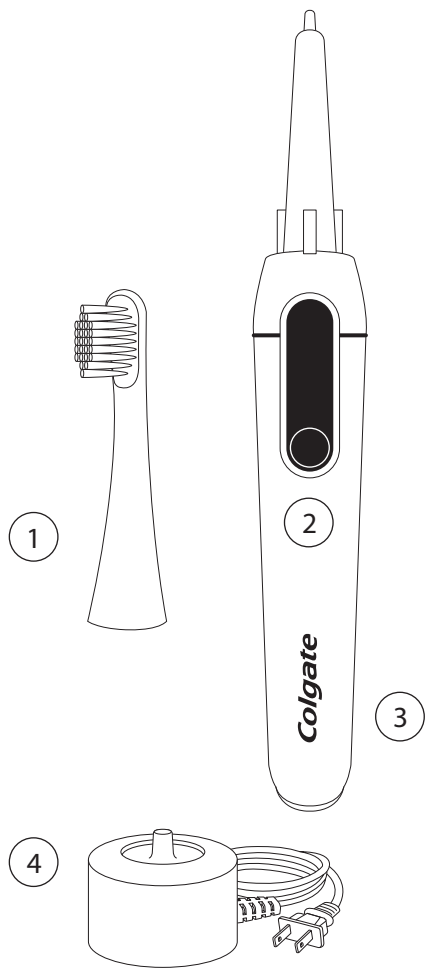
CONSUMER AFFAIRS.....18
 消费者事务..... 18

COLGATE® PROCLINICAL® 250RC
ELECTRIC TOOTHBRUSH

- 1 - replaceable brush head
- 2 - on/off button
- 3 - brush handle
- 4 - charging base

高露洁PROCLINICAL® 250RC
电动牙刷

- 1 - 替换刷头
- 2 - 开/关按钮
- 3 - 刷柄
- 4 - 充电底座



IMPORTANT SAFEGUARDS

When using electrical products, especially when children are present, basic safety precautions should always be followed, including the following:

READ ALL INSTRUCTIONS BEFORE USING

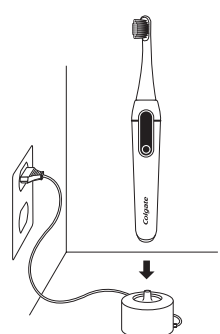
WARNING

- Toothbrushes can be used by children and persons with reduced physical, sensory or mental capabilities or lack of experience and knowledge if they have been given supervision or instruction concerning use of the appliance in a safe way and understand the hazards involved. Not suitable for children under 3. Keep out of reach of small children
- Cleaning and user maintenance shall not be made by children without supervision.
- Children shall not play with the appliance.
- The supply cannot be replaced. If the cord is damaged, the appliance must be scrapped.

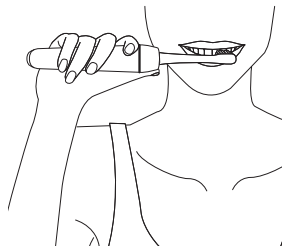
- Stop using this toothbrush if it is damaged in any way (cord, plug, brush head, toothbrush handle, charger and/or AC adaptor).
- Use this product only for its intended use as described in this manual. Do not use brush heads, charger, or attachments not recommended by Colgate®.
- Do not use with rated capacity outlets or voltages specified.
- No user serviceable parts. Do not disassemble the handle except for battery disposal, as it may cause personal injury or device failure.
- If after using this toothbrush you experience excessive bleeding or if bleeding continues to occur after a week of use, please contact your dentist as it may be an indication of a more serious oral care issue.
- If you are undergoing treatment for any oral care condition, consult your dental professional prior to use.
- Do not place or store product where it can fall or be pulled into a tub or sink.
- Do not reach for a charger that has fallen into water. Unplug immediately.
- AC adaptors and chargers should always be completely dry when connecting to power.

SAVE THESE INSTRUCTIONS

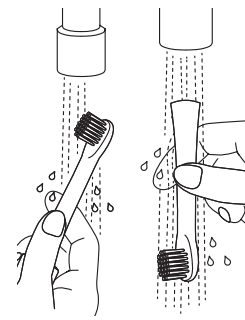
GET STARTED



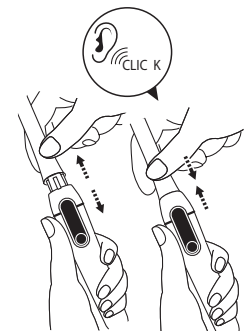
- 1 Charge your toothbrush (charge at least 10 hours the first time)
- charge light pulses green while charging
 - charge light turns solid green when fully charged
 - leave charger unplugged between charges
 - when brush is on, charge light flashes red when battery is low and needs to be recharged



- 2 Turn your toothbrush ON and brush
- timer alerts every 30 seconds to brush different area of your mouth
 - brush stops after 2 minutes



- 3 Clean brush and charger
- dry handle and charger completely before putting handle back in charger
 - never put charger in water



- 4 Replace your brush head every three months

CHARGING BASE INPUT 100-240VAC, 50/60HZ BATTERY REMOVAL FOR RECYCLING

CLEANING INSTRUCTIONS

Clean your toothbrush head thoroughly after each use by removing the brush head from the handle and rinsing under running water. Regularly clean the handle and charging base of the Colgate® toothbrush using a damp cloth. This is especially important if your toothpaste contains baking soda or other bicarbonates or peroxide. Otherwise, plastic cracking could occur.

STORAGE INSTRUCTIONS AND DEVICE MAINTENANCE

The following maintenance instructions are important to ensure that your brush continues to work as it was designed. Failure to follow these instructions may cause your device to stop functioning altogether. Dentists and hygienists recommend replacing your toothbrush every 3 months.

If you plan to stop using the toothbrush for an extended period, recommend that you unplug the charging base, clean the toothbrush handle and heads, and store them in a cool dark place. If you start using your toothbrush again after a long period of non-use, place it on the charger for at least 10 hours.

ELECTROMAGNETIC COMPATIBILITY

The Colgate® ProClinical® 250R electric toothbrush complies with all standards regarding electromagnetic fields. It is safe to use if handled properly according to the instructions provided in this manual.

NOTICE

For energy savings purposes, charge only when the battery level is too low. When not in use, keep the charger unplugged from the socket.

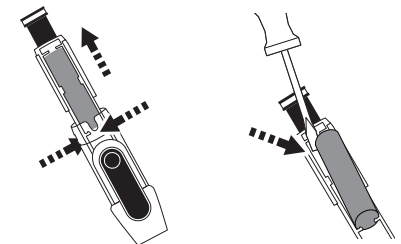
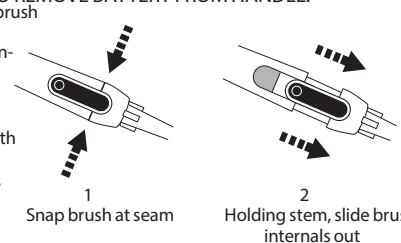
CORRECT DISPOSAL

Do not throw away this product with normal household waste at the end of its life. Always remove battery before discarding. Please use a return collection system to ensure responsible and environmentally safe recycling of the device and battery.

REMOVE BATTERY BEFORE DISPOSAL

Remove recyclable rechargeable battery in the compliance with environmental regulations before disposing of the toothbrush. Do not open handle unless permanently disposing (will void warranty).

REMOVE BATTERY FROM HANDLE:



- 3 Pinch base of clear cover by switch area to release snaps, slide battery and circuit board out
- 4 Using flat head screwdriver, carefully pry battery away from housing and printed circuit board. Apply tape to terminals at ends of battery to avoid shorting.

Get started!




- 1** DOWNLOAD THE COLGATE CONNECT APP
下载高露洁连接应用程序



- 2** LAUNCH THE APP AND CHECK
BLUETOOTH IS TURNED ON
启动应用程序并检查蓝牙是否已打开



- 3** CREATE YOUR PROFILE
创建个人资料



- 4** TURN ON YOUR TOOTHBRUSH!
打开你的牙刷



FCC Statement:

Warning: Changes or modifications to this unit not expressly approved by the party responsible for compliance could void the user's authority to operate the equipment.

NOTE: This equipment has been tested and found to comply with the limits for a Class B digital device, pursuant to Part 15 of the FCC Rules. These limits are designed to provide reasonable protection against harmful interference in a residential installation. This equipment generates, uses and can radiate radio frequency energy and, if not installed and used in accordance with the instructions, may cause harmful interference to radio or television reception, which can be determined by turning the equipment off and on, the user is encouraged to try to correct the interference by one or more of the following measures:

- Reorient or relocate the receiving antenna.
- Increase the separation between the equipment and receiver.
- Connect the equipment into an outlet on a circuit different from that to which the receiver is connected.
- Consult the dealer or an experienced radio/TV technician for help

The device must not be co-located or operating in conjunction with any other antenna or transmitter.

This device complies with Part 15 of the FCC Rules. Operation is subject to the following two conditions: (1) this device may not cause harmful interference, and (2) this device must accept any interference received, including interference that may cause undesired operation.

Industry Canada Statement:

This device complies with Industry Canada license-exempt RSS standard(s). Operation is subject to the following two conditions: (1) this device may not cause interference, and (2) this device must accept any interference, including interference that may cause undesired operation of the device.

The device is compliance with RF field strength limits, users can obtain Canadian information on RF exposure and compliance.

Le présent appareil est conforme aux CNR d'Industrie Canada applicables aux appareils radio exempts de licence. L'exploitation est autorisée aux deux conditions suivantes: (1) l'appareil ne doit pas produire de brouillage, et (2) l'utilisateur de l'appareil doit accepter tout brouillage radioélectrique subi, même si le brouillage est susceptible d'en compromettre le fonctionnement.

Le présent appareil est conforme de ce matériel aux conformités ou aux limites d'intensité de champ RF, les utilisateurs peuvent sur l'exposition aux radiofréquences et la conformité d'acquérir les informations correspondante.

重要注意事项

当使用电子产品时，特别是有儿童在场的情况下，须遵守基本的安全准则，包含以下内容

使用前请仔细阅读本使用说明书警告

- 儿童及因身体、感官或精神原因行动不便者及缺乏电动牙刷使用经验和知识的人群需要在他人的监护或指导下安全地使用本产品，并了解可能存在的危险。
- 切勿让儿童在无人监管的情况下清洁和维护本产品。
- 请勿让儿童玩耍本产品。
- 电源线不可替换。如果电源线损坏，须替换整个电源。
- 本产品仅用于本手册说明用途。切勿使用未经高露洁推荐的牙刷头、充电底座或其他配件。
- 保持电源线远离受热面。
- 仅在指定的插座或电压的额定容量内使用充电器。
- 无用户可维修零件。除电池处理外，请勿拆卸手柄，否则可能导致人身伤害或设备故障。
- 本产品不适合3岁以下儿童使用。请勿置于儿童可接触到的地方。
- 如果使用此牙刷后出现大量出血或使用一周后仍出现流血现象，请联系您的牙医，因为这可能表明您存在更严重的口腔护理问题。
- 如果您正在接受口腔治疗，请在使用前咨询您的口腔专家。
- 请勿将产品放置或存放在容易坠落或易落至浴盆或水槽等区域。
- 请勿用手接触落入水中的充电器，并立即切断电源。
- 在连接电源的时候，请保持转换器及充电器充分干燥。

如何使用电动牙刷

1 为电动牙刷充电
(首次充电至少需要充10小时)

- 正在充电时，指示灯闪烁绿色
- 充满电时，指示灯显示绿色，停止闪烁
- 不充电时请拔掉插头
- 当牙刷开启，且指示灯闪烁红色则提示电池电量低，需充电

2 打开牙刷开关，开始刷牙

- 定时器每隔30秒发出一次提醒，以提示您将牙刷刷移至下一个刷牙区域
- 2分钟计时提醒

3 清洁牙刷和充电器

- 将牙刷放回充电器充电前，请保持牙刷和充电器干燥
- 切勿将充电器置于水中

4 每3个月至少更换刷头一次

充电底座：输入100-240VAC,50/60HZ

清洁建议：

每次使用后，请彻底清洁牙刷刷头，将刷头从刷柄上取下并在流水下冲洗。
使用湿布定期清洁高露洁牙刷刷柄和充电底座。如果您的牙膏含有小苏打或其他碳酸氢盐或过氧化氢，则清洁步骤尤为重要。否则，可能会发生塑性变形。

存储说明和设备维护：

以下维护说明对于确保您的牙刷继续按设计运作非常重要。不遵循这些说明可能会导致您的设备完全停止运行。
牙医及口腔健康专家建议每3个月至少更换刷头一次。如果您打算长时间停止使用牙刷，我们建议您拔下充电底座，清洁刷柄和刷头，并将它们存放在阴凉干燥的地方。
如果长时间不使用后再次使用牙刷，请为其充电至少10小时。

注意

为了节约能源，只有在电池电量过低时才能充电。不使用时，请将充电器从插座上拔下。

电磁兼容

高露洁ProClinical® 260电动牙刷符合有关电磁场的所有标准。如果按照本手册中的所述说明正确处理，则可安全使用。

电池拆卸回收

废弃处置的正确方式
请勿将本产品与普通生活垃圾一同丢弃。丢弃前务必取出电池。
请使用回收系统以确保负责且环保安全地回收设备及电池。

废弃处置前请移除电池
在弃置牙刷之前，请按照环保规定取出可循环使用的可充电电池。除非永久弃置，否则请勿拆开刷柄。（拆开刷柄将不再享受质保服务。）

从刷柄上取出电池：

1 沿牙刷刷柄缝隙用力拧开

2 握住连接杆，慢慢滑出牙刷内部构件

3 按压开关区域的透明外壳以释出纽扣，慢慢滑出电池及电路板

4 使用平头螺丝起子，小心地将电池从外壳和印刷电路板上撬开。在电池的末端粘上胶带以避免短路。并根据当地法规的要求回收NiMH可充电电池和电子产品

中国

WARRANTY

有害物质	六价铬 (Cr(VI))	0	0	0	0	0	0	0
	镉 (Cd)	0	0	0	0	0	0	0
	汞 (Hg)	0	0	0	0	0	0	0
	铅 (Pb)	X	0	0	X	0	0	0
	印制电路板组件和元件 (充电器, 电动牙刷) 金属部件 (包括紧固件) 充电器 电源连接器 塑料和聚合物部件 电池	本表格依据SJ/T 11364的规定编制。 O: 表示该有害物质在该部件所有均质材料中的含量均在GB/T 26572规定的限量要求以下。 X: 表示该有害物质至少在该部件的某一均质材料中的含量超出GB/T 26572规定的限量要求。						

Copyright © 2018 Colgate-Palmolive Company. All rights reserved. ProClinical® 260

EUROPEAN ECONOMIC AREA (EEA) IRELAND AND UNITED KINGDOM

WARNING

WARNING: Supply connection - Type C plug provided is intended for use in a Shaver Socket. It is not suitable for connection to a mains socket unless used with an approved (e.g. BSI or ASTA) Converter Plug with 3A max. fuse or Shaver Adaptor with 1A fuse. This warranty is given by Colgate-Palmolive Australia Pty Ltd (345 George St, Sydney NSW). In the unlikely event of failure or defects resulting from faults in materials or manufacturing arising during the warranty period, we will repair, replace, or refund the goods. You will be responsible for any other costs associated with making a claim under this warranty.

To make a claim under this warranty, you must:

- Cease using the product;
- Contact Colgate's Consumer Information Service on 1800 802 3967 (AU) or 0800 441 740 (NZ) or at www.colgatepalmolive.com. 4-5 weeks for handling. For further details, please contact your local Colgate® Consumer Affairs team 00-800-321-321-32 (free from landlines and mobiles).

Consumers have statutory rights under applicable national laws relating to the sale of consumer products which are in no way affected by the above.

WARRANTY

Colgate-Palmolive UK Limited grants a 2 year warranty on this product from the date of purchase within the United Kingdom or Republic of Ireland. Within the warranty period, we will repair or replace the product (the choice of whether to repair or replace being ours) in the unlikely event of failure or defects resulting from faults in materials or manufacturing. Following any replacement, the warranty will continue from the date of original purchase only. This warranty does not cover brush heads, or any damage due to improper use (any use not in accordance with the User Manual Instructions and Warnings) or normal wear of use.

To obtain service within the warranty period, please contact our Colgate® Consumer Affairs team 00-800-321-321-32 (free from landlines and mobiles)

AUSTRALIA

WARRANTY

This product is covered by a warranty against defects for a period of 2 years from the date of original product purchase within Australia or New Zealand. This warranty is given by Colgate-Palmolive Australia Pty Ltd (345 George St, Sydney NSW). In the unlikely event of failure or defects resulting from faults in materials or manufacturing arising during the warranty period, we will repair, replace, or refund the goods. You will be responsible for any other costs associated with making a claim under this warranty.

To make a claim under this warranty, you must:

- Cease using the product;
- Contact Colgate's Consumer Information Service on 1800 802 3967 (AU) or 0800 441 740 (NZ) or at www.colgatepalmolive.com. 4-5 weeks for handling. For further details, please contact your local Colgate® Consumer Affairs team 00-800-321-321-32 (free from landlines and mobiles).

Consumers have statutory rights under applicable national laws relating to the sale of consumer products which are in no way affected by the above.

Colgate-Palmolive Consumer Information Service Reply Paid 3964 Sydney NSW 2000 (NO POSTAGE REQUIRED)

(In New Zealand) Return the goods, along with a copy of your original purchase receipt showing purchase within 2 years of the current date and include your reference number, name, address and telephone/email contact to:

Colgate-Palmolive Consumer Information Service PO Box 38077 Wellington Mail Centre

Please note that the benefits provided by this warranty are in addition to other rights and remedies available to you as a consumer under applicable national laws, including the Australian Consumer Law and the New Zealand Consumer Guarantees Act. Our goods come with guarantees that cannot be excluded under the Australian Consumer Law.

Version 01, August 2018
2018年8月, 第01版

☎ 1800 802 307
☎ 0800 441 740

Colgate-Palmolive
EU Authorized Rep: Colgate-Palmolive (U.K.) Ltd.
Guildford GU2 8JZ, UK
DUBLIN 24, IRELAND
345 GEORGE STREET, SYDNEY
45 KNIGHTS ROAD, LOWER HUTT, NZ
www.colgate.eu.com
www.colgate.com.au

Manufacturer: Colgate-Palmolive Europe, SARL, 4106 Therwil/Switzerland

原产国详细信息
原产地
进口商及地址：高露洁棕榄（中国）有限公司
广州市经济技术开发区青年路338号
邮政编码：（510730）