

SMART TRAINER UNIT

EHT-1010

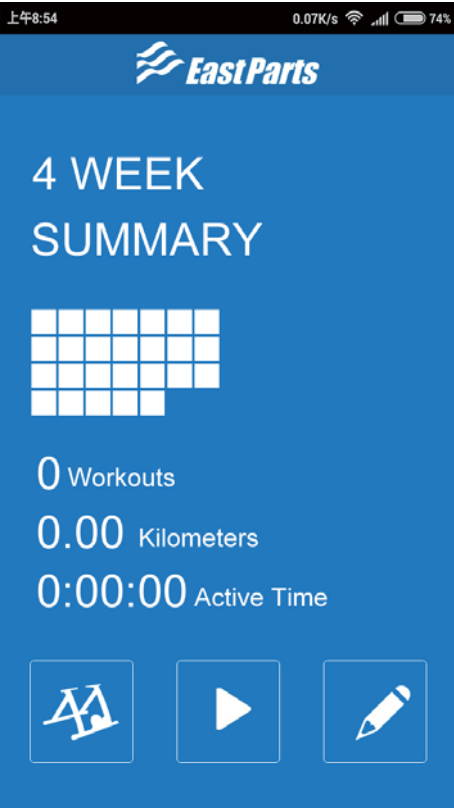


1. ASSEMBLE THE UNIT TO THE TRAINER FRAME,
PUT THE BIKE ON THE TRAINER FRAME.



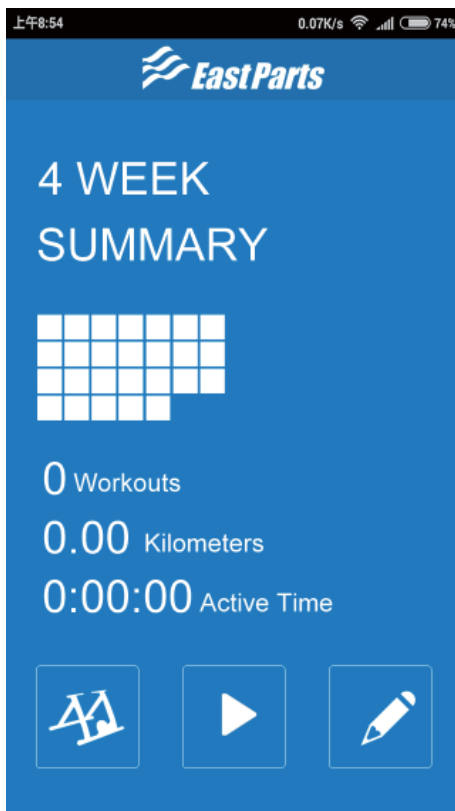
2. INSERT THE DC ADAPTER (12V 5A) IN THE UNIT.
RED LED WILL BE LIGHT.
BLUE LED WILL BE FLASH.(WHEN THE SENSOR SAVED, THE BLUE LED WILL BE LIGHT, NOT FLASH AGAIN)

3. OPEN THE SMART APP.

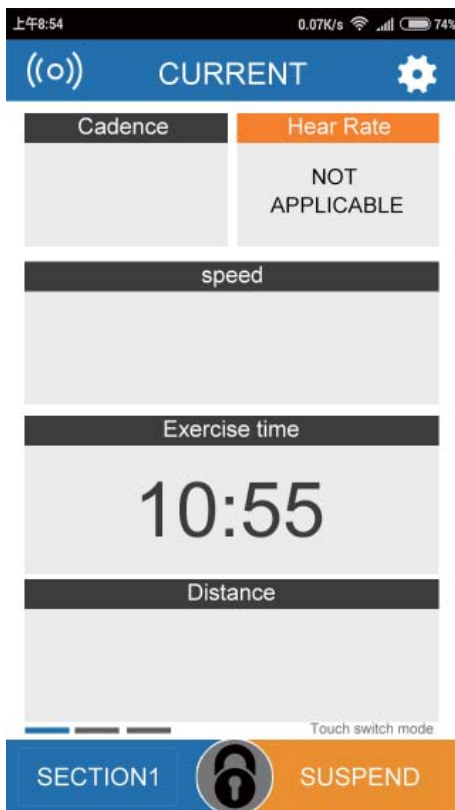


SCAN AND SET SENSOR, (TRAINER ICON)

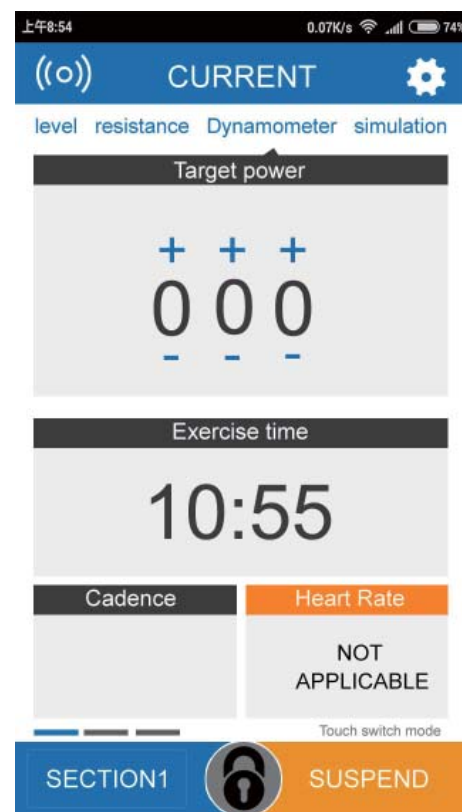
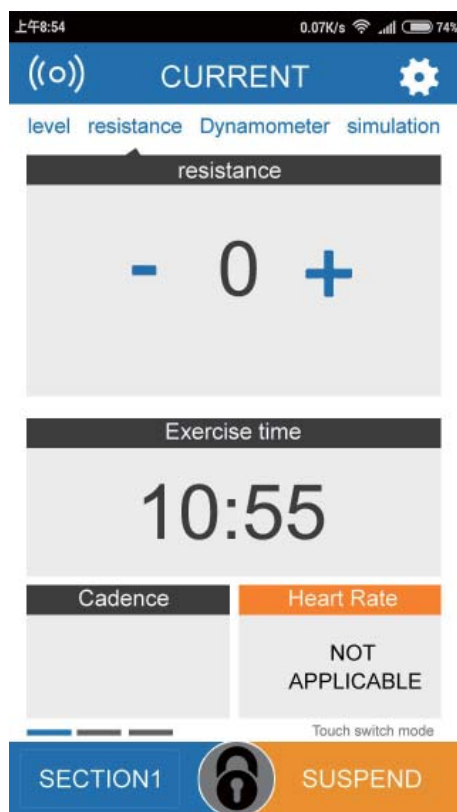
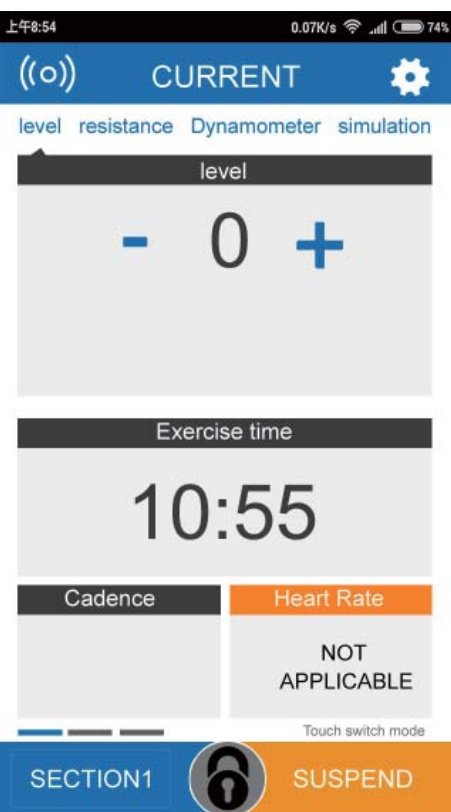




START EXERCISE(TRIANGLE ICON)



THIS SCREEN WILL BE DISPLAY SPEED AND TIME AND DISTANCE



1. IT CAN BE ADJUSTABLE LEVEL 1-9.
2. IT CAN BE ADJUSTABLE RESTANCE 0-100%
3. IT CAN BE ASJUSTABLE POWER 0W-999W

FCC Notice:

This device complies with Part 15 of the FCC Rules. Operation is subject to the following two conditions: (1) This device may not cause harmful interference. (2) This device must accept any interference received, including interference that may cause undesired operation.

Warning:

NOTE: This equipment has been tested and found to comply with the limits for a Class B digital device, pursuant to Part 15 of the FCC Rules. These limits are designed to provide reasonable protection against harmful interference in a residential installation. This equipment generates uses and can radiate radio frequency energy and, if not installed and used in accordance with the instructions, may cause harmful interference to radio communications. However, there is no guarantee that interference will not occur in a particular installation. If this equipment does cause harmful interference to radio or television reception, which can be determined by turning the equipment off and on, the user is encouraged to try to correct the interference by one or more of the following measures:

- Reorient or relocate the receiving antenna.
- Increase the separation between the equipment and receiver.
- Connect the equipment into an outlet on a circuit different from that to which the receiver is connected.
- Consult the dealer or an experienced radio/TV technician for help.

WARNING: Changes or modifications not expressly approved by the party responsible for compliance could void the user's authority to operate the equipment.

The device has been evaluated to meet general RF exposure requirement. The device can be used in portable condition without restriction.

About us

EASTPARTS INTERNATIONAL LIMITED

Address: Chaotang industrial zone, Cixi city, Zhejiang province , China

Contact name: MR Kenny

telephone :186 0674 1508

Phone : 0574—6303 7091

Email : info@eastparts.com

Website : <http://www.eastparts.com/>