Appendix: Rola DTS

Contents

Appendix A: DTS Bandwidth 3
Test Result 3
Test Graphs 4
Appendix B: Occupied Channel Bandwidth 6
Test Result 6
Test Graphs 7
Appendix C: Maximum conducted output power 9
Test Result 9
Test Graphs 10
Appendix D: Maximum power spectral density 12
Test Result 12
Test Graphs 13
Appendix E: Band edge measurements 15
Test Result 15
Test Graphs 16
Appendix F: Conducted Spurious Emission 17
Test Result 17
Test Graphs 18
Appendix G: Duty Cycle 23
Test Result 23
Test Graphs 24

Appendix A: DTS Bandwidth

Test Result

Test Mode	Antenna	Frequency[MHz]	DTS BW [MHz]	FL[MHz]	FH[MHz]	Limit[MHz]	Verdict
DTM	Ant1	903.9	0.64	903.58	904.22	0.5	PASS
		904.7	0.64	904.38	905.02	0.5	PASS
		905.3	0.64	904.98	905.62	0.5	PASS

Test Graphs

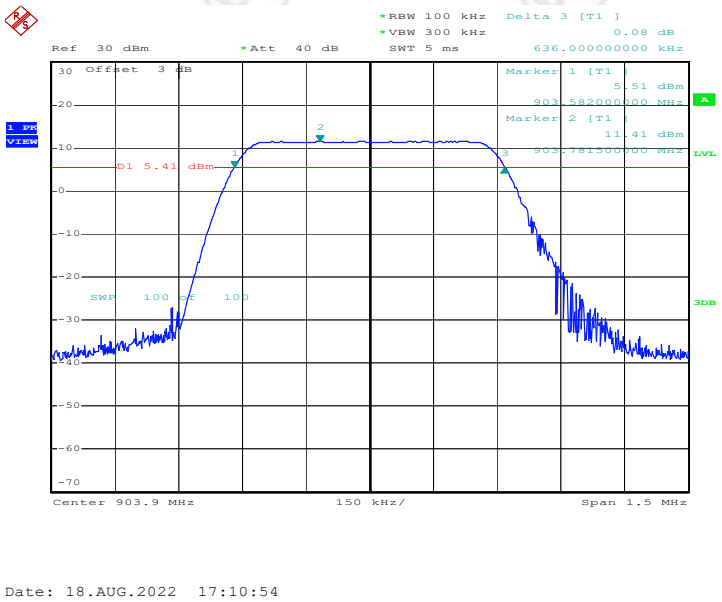

DTM_Ant1_903.9

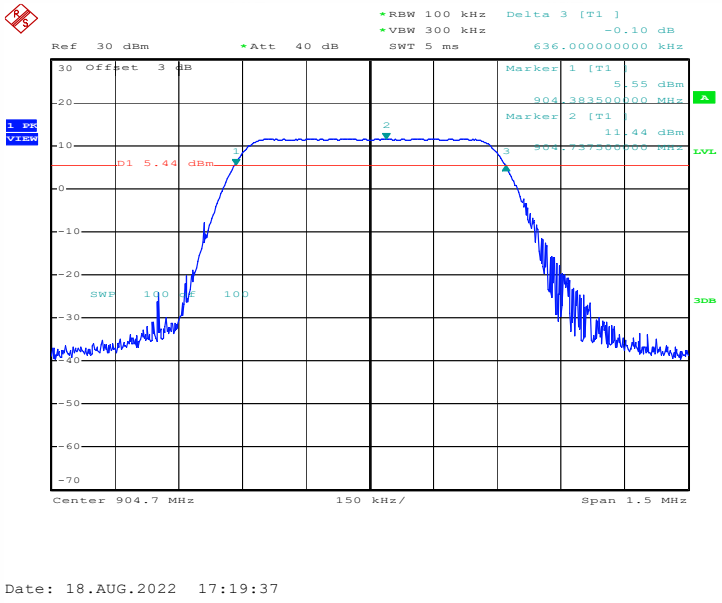

DTM_Ant1_904.7

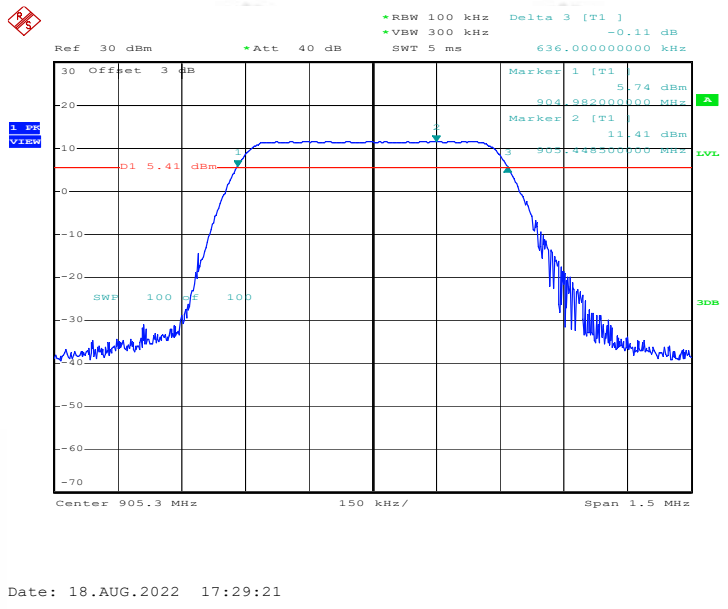

DTM_Ant1_905.3

Appendix B: Occupied Channel Bandwidth

Test Result

Test Mode	Antenna	Frequency[MHz]	OCB [MHz]	FL[MHz]	FH[MHz]	Limit[MHz]	Verdict
DTM	Ant1	903.9	0.5	0.000	0.000	---	---
		904.7	0.501	0.000	0.000	---	---
		905.3	0.503	0.000	0.000	---	---

Test Graphs

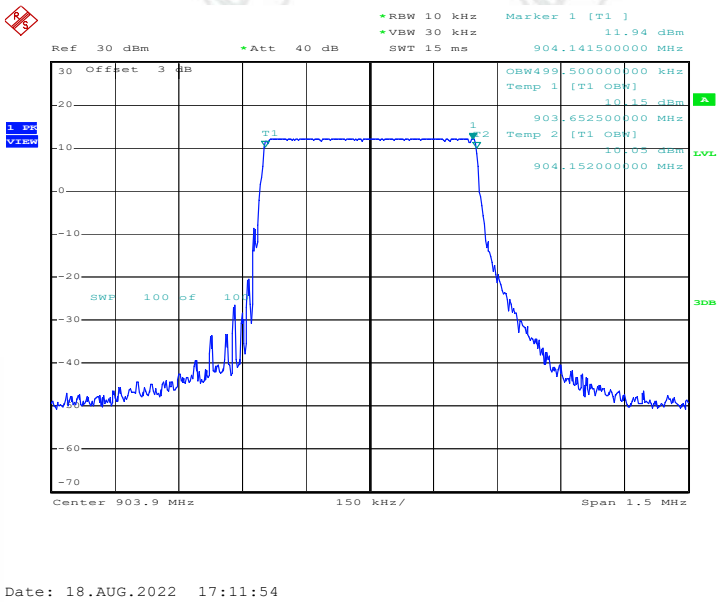

DTM_Ant1_903.9

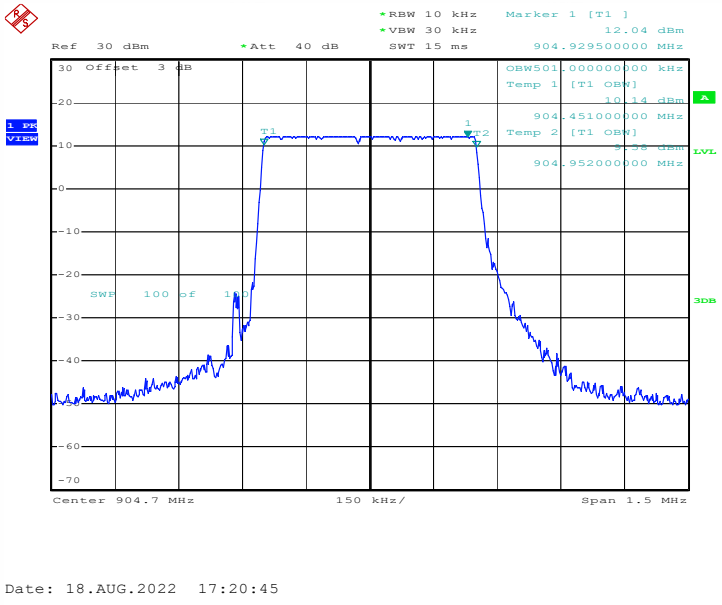

DTM_Ant1_904.7

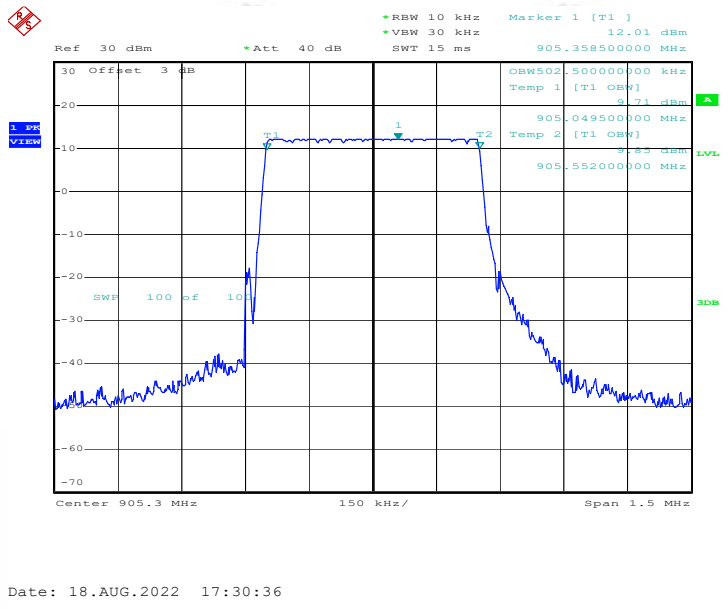

DTM_Ant1_905.3

Appendix C: Maximum conducted output power

Test Result

Test Mode	Antenna	Channel	Result[dBm]	Limit[dBm]	Verdict
DTM	Ant1	903.9	**11.55**	≤30	PASS
		904.7	11.45	≤30	PASS
		905.3	11.45	≤30	PASS

Test Graphs

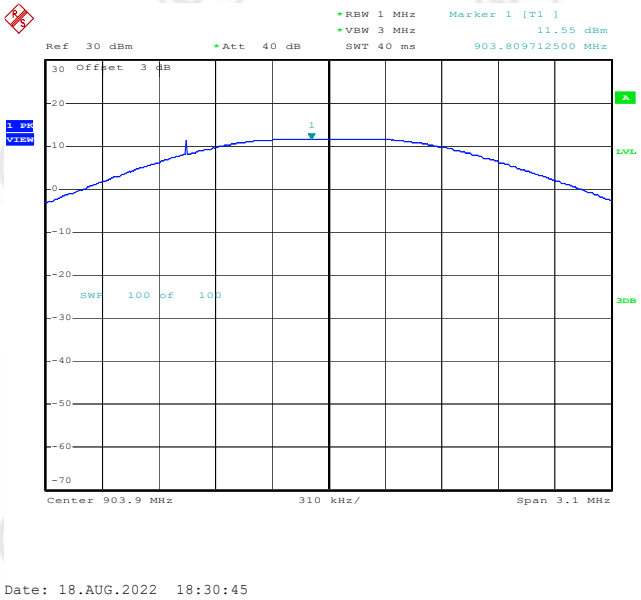

DTM_Ant1_903.9

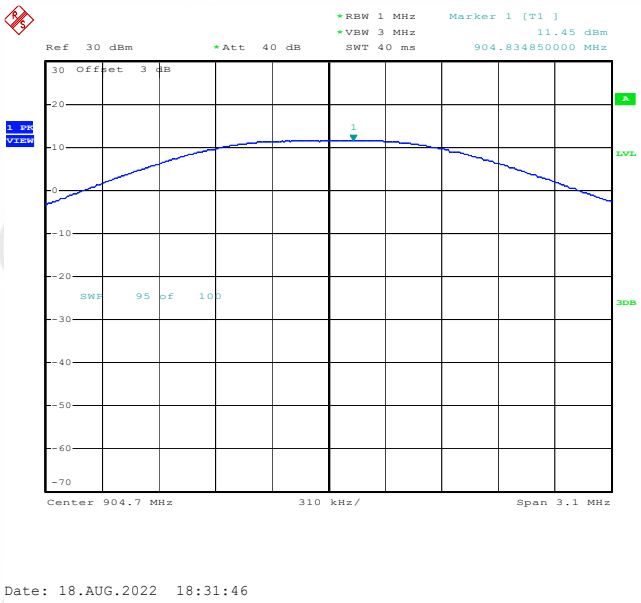

DTM_Ant1_904.7

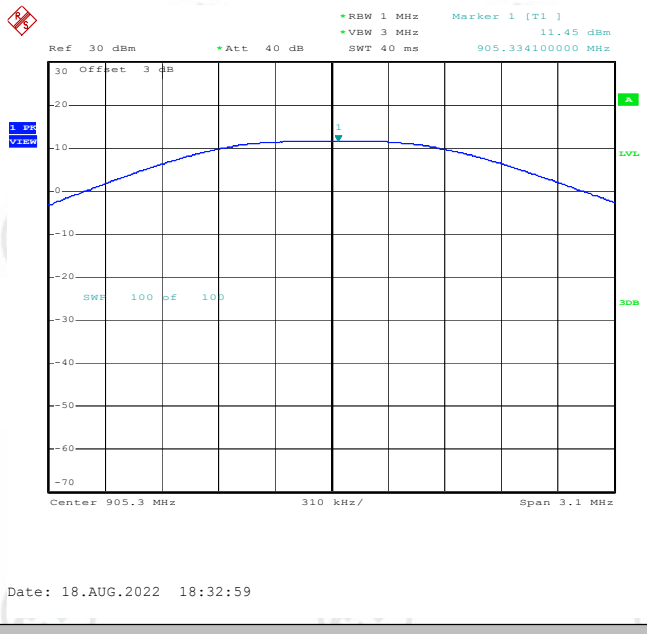

DTM_Ant1_905.3

Appendix D: Maximum power spectral density

Test Result

Test Mode	Antenna	Frequency[MHz]	Result[dBm/3kHz]	Limit[dBm/3kHz]	Verdict
DTM	Ant1	903.9	7.67	8	PASS
		904.7	7.75	8	PASS
		905.3	7.73	8	PASS

Test Graphs

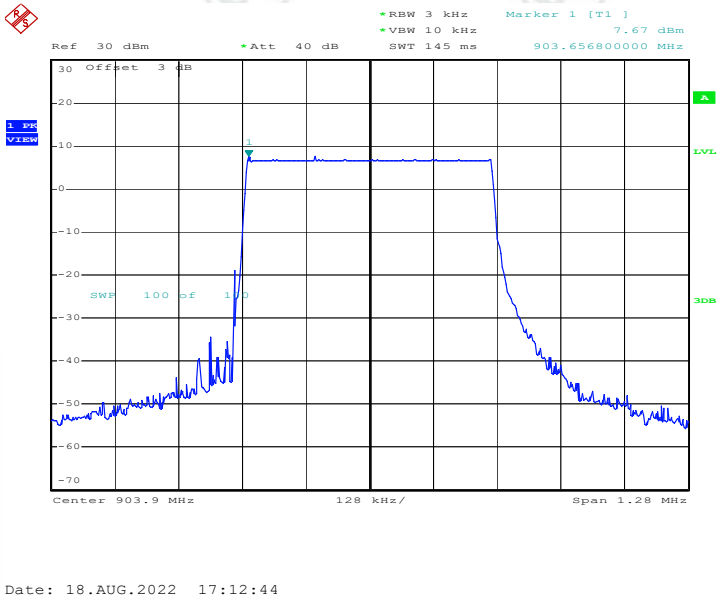

DTM_Ant1_903.9

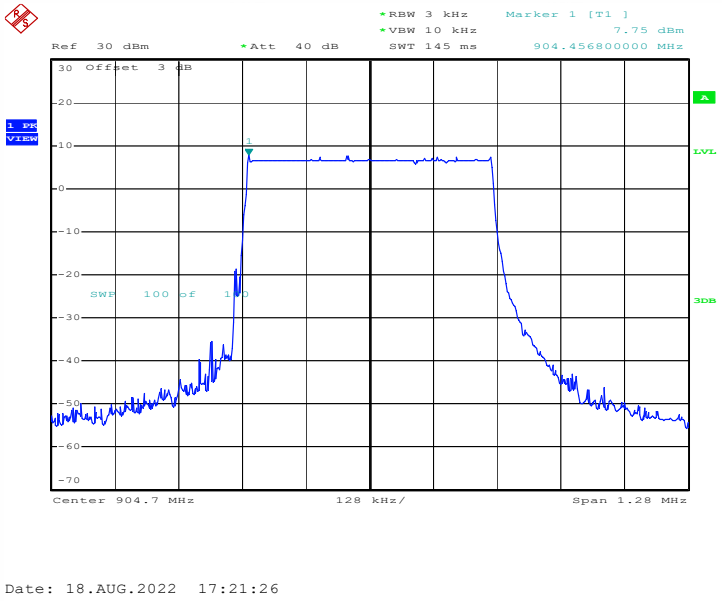

DTM_Ant1_904.7

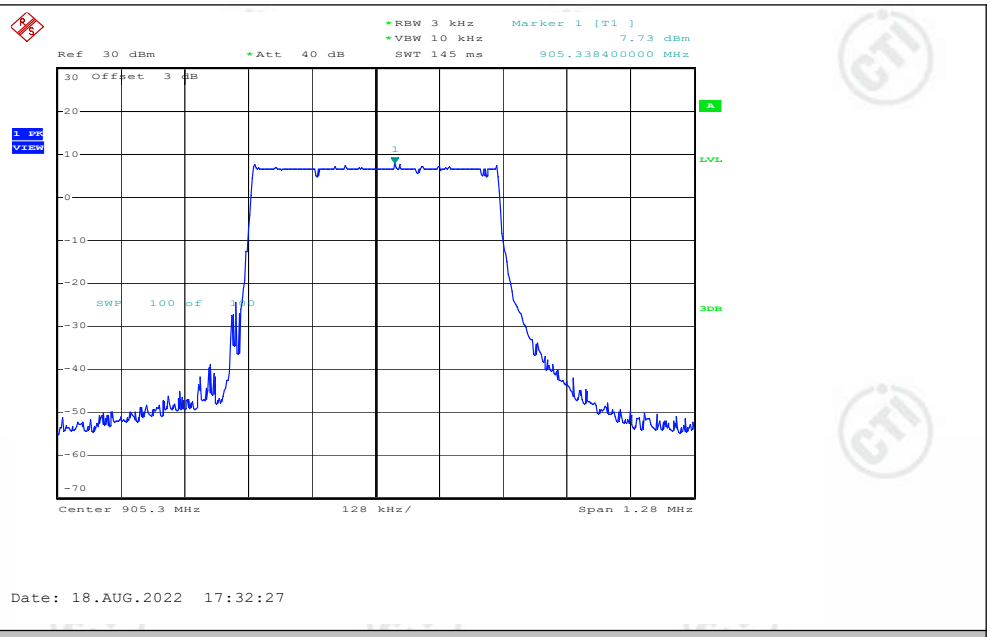

DTM_Ant1_905.3

Appendix E: Band edge measurements

Test Result

Test Mode	Antenna	ChName	Frequency [MHz]	RefLevel [dBm]	Result [dBm]	Limit [dBm]	Verdict
DTM	Ant1	Low	903.9	11.39	-38.59	≤-8.61	PASS
		High	905.3	11.49	-38.06	≤-8.51	PASS

Test Graphs

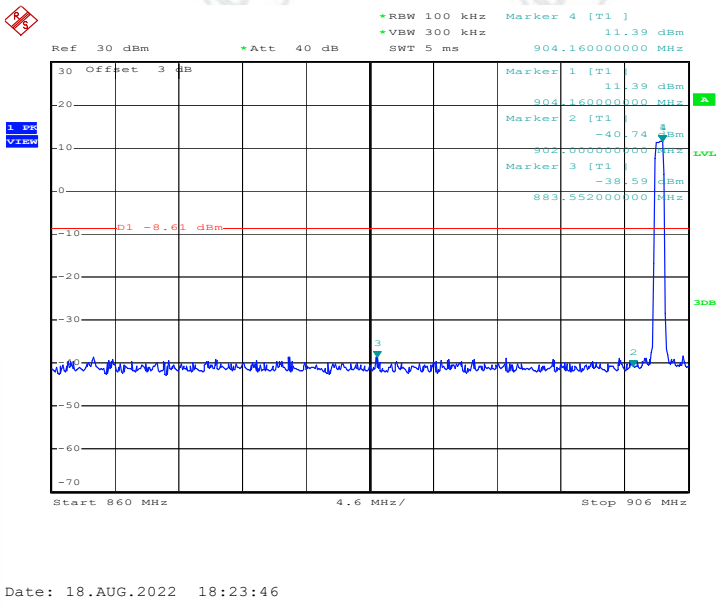

DTM_Ant1_Low_903.9

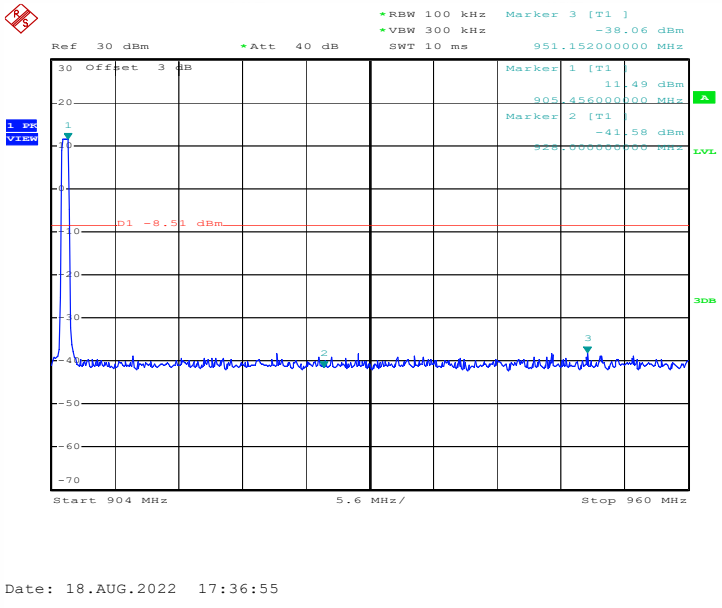

DTM_Ant1_High_905.3

Appendix F: Conducted Spurious Emission

Test Result

Test Mode	Antenna	Frequency [MHz]	FreqRange [MHz]	RefLevel [dBm]	Result[dBm]	Limit[dBm]	Verdict
DTM	Ant1	903.9	Reference	11.38	11.38	---	PASS
			30~1000	11.38	-45.49	≤-8.62	PASS
			1000~26500	11.38	-41.03	≤-8.62	PASS
		904.7	Reference	11.13	11.13	---	PASS
			30~1000	11.13	-44.61	≤-8.87	PASS
			1000~26500	11.13	-41.6	≤-8.87	PASS
		905.3	Reference	11.24	11.24	---	PASS
			30~1000	11.24	-45.51	≤-8.76	PASS
			1000~26500	11.24	-41.6	≤-8.76	PASS

Test Graphs

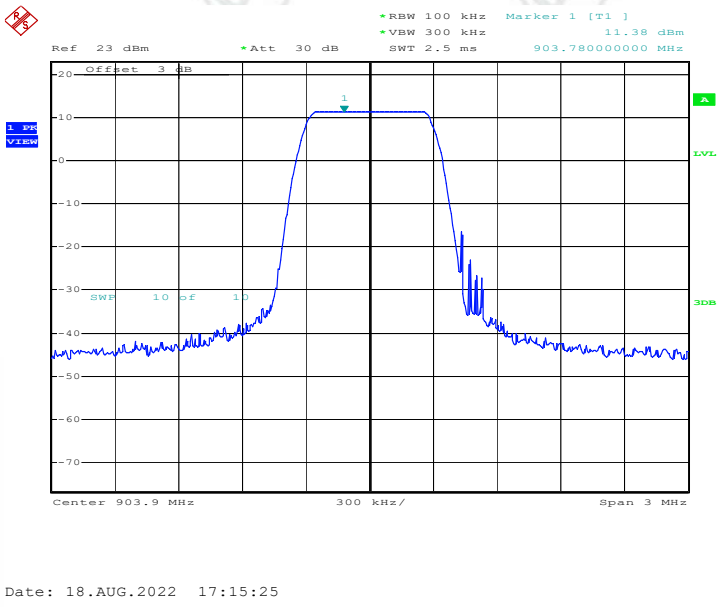

DTM_Ant1_903.9_0~Reference

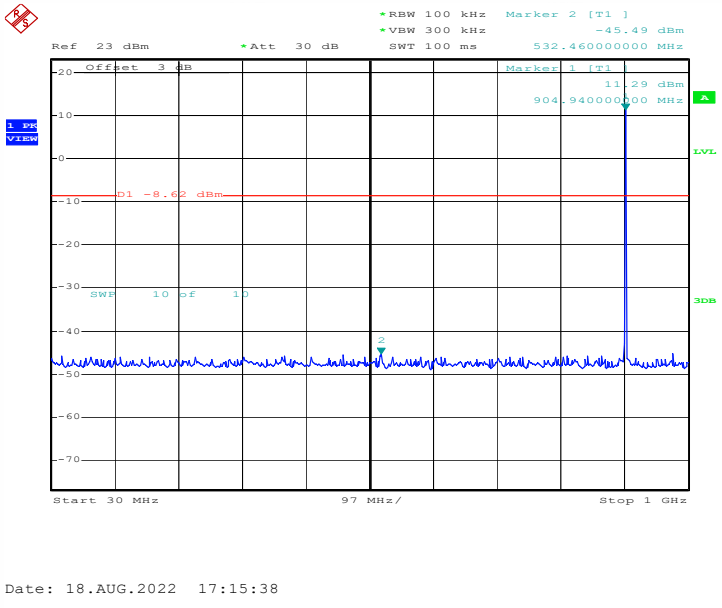

DTM_Ant1_903.9_30~1000

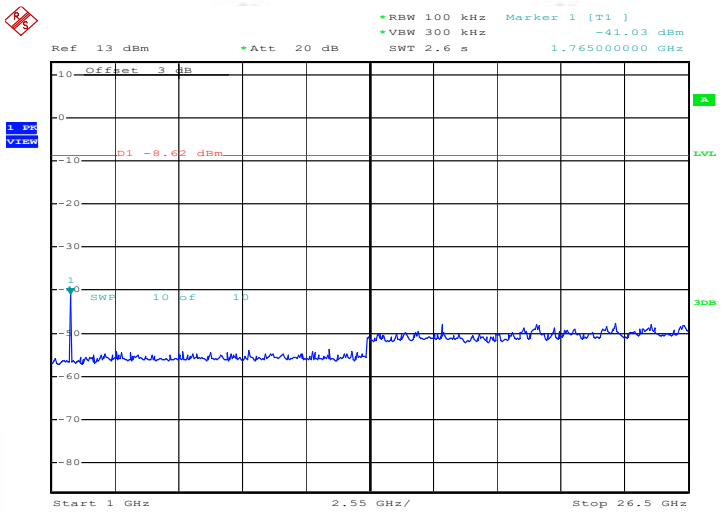

DTM_Ant1_903.9_1000~26500

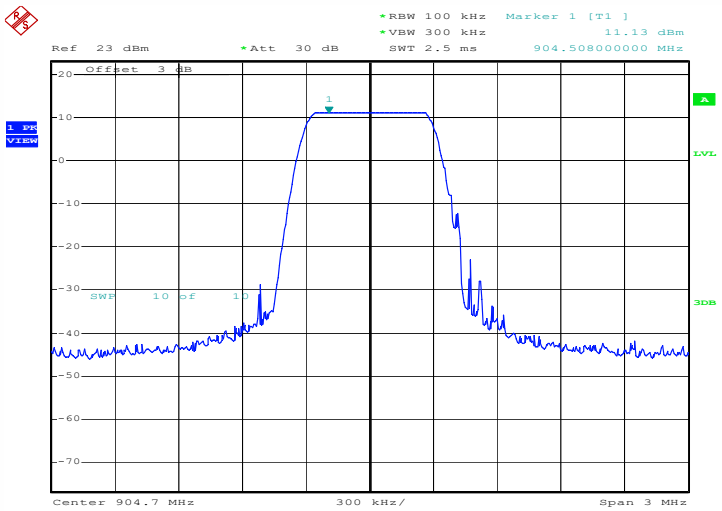

DTM_Ant1_904.7_0~Reference

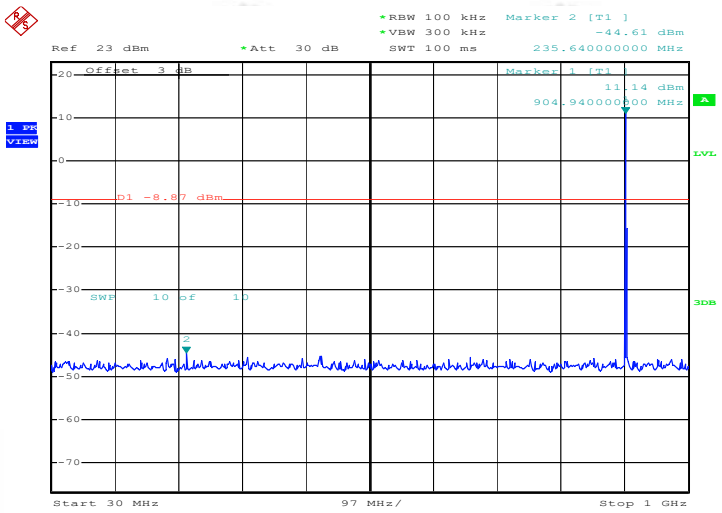

DTM_Ant1_904.7_30~1000

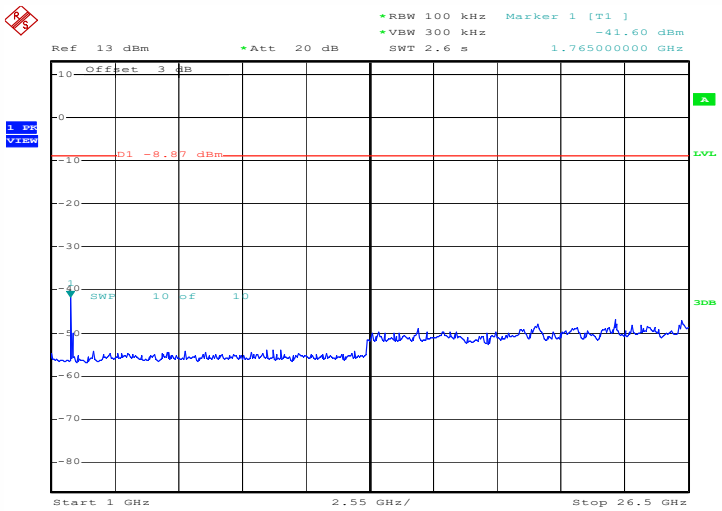

DTM_Ant1_904.7_1000~26500

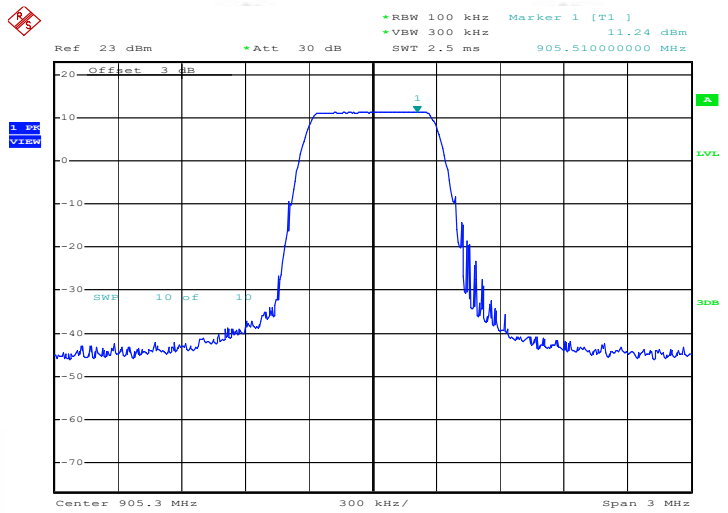

DTM_Ant1_905.3_0~Reference

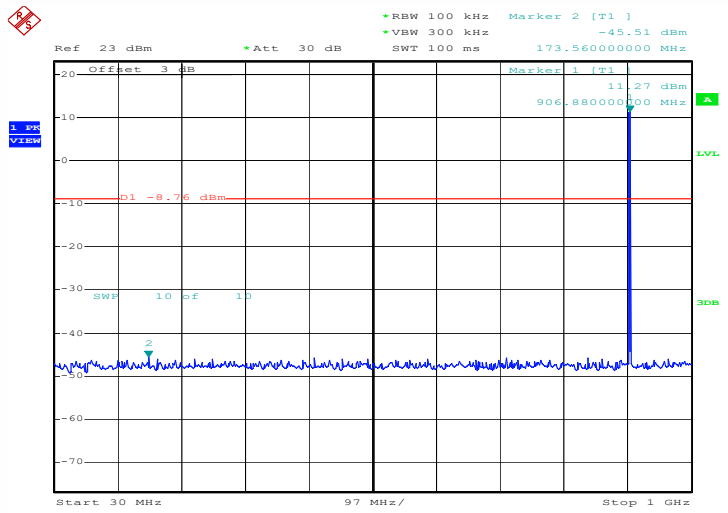

DTM_Ant1_905.3_30~1000

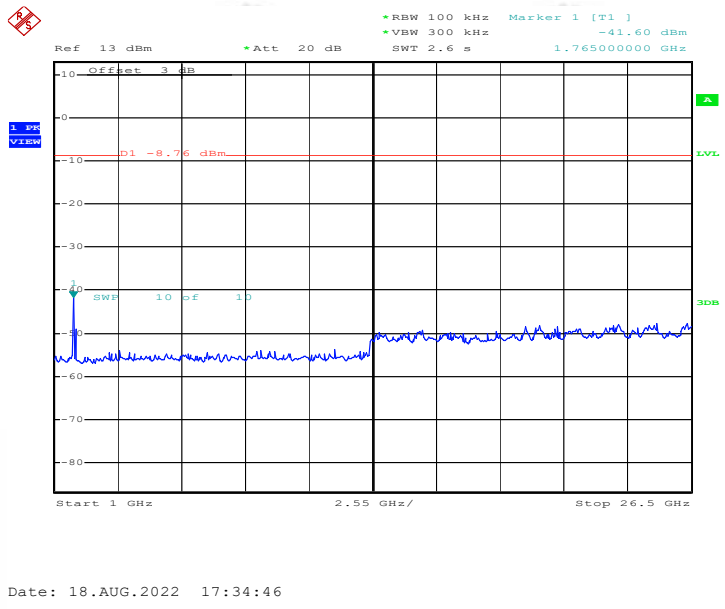

DTM_Ant1_905.3_1000~26500

Appendix G: Duty Cycle

Test Result

Test Mode	Antenna	Frequency[MHz]	ON Time [ms]	Period [ms]	Duty Cycle [%]	Duty Cycle Factor[dB]
DTM	Ant1	903.9	99.00	99.00	100.00	0.00
		904.7	99.00	99.00	100.00	0.00
		905.3	99.00	99.00	100.00	0.00

Test Graphs

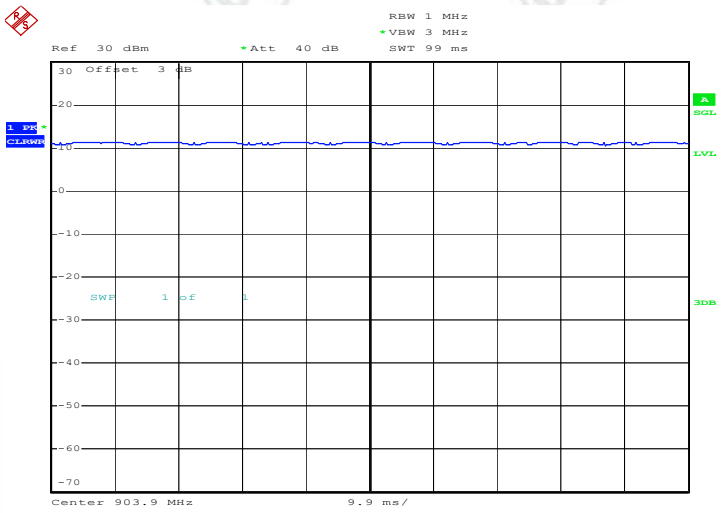

DTM_Ant1_903.9

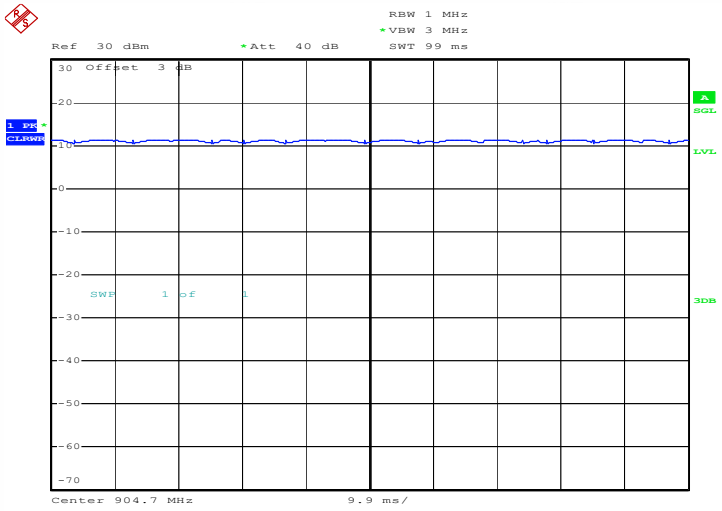

DTM_Ant1_904.7

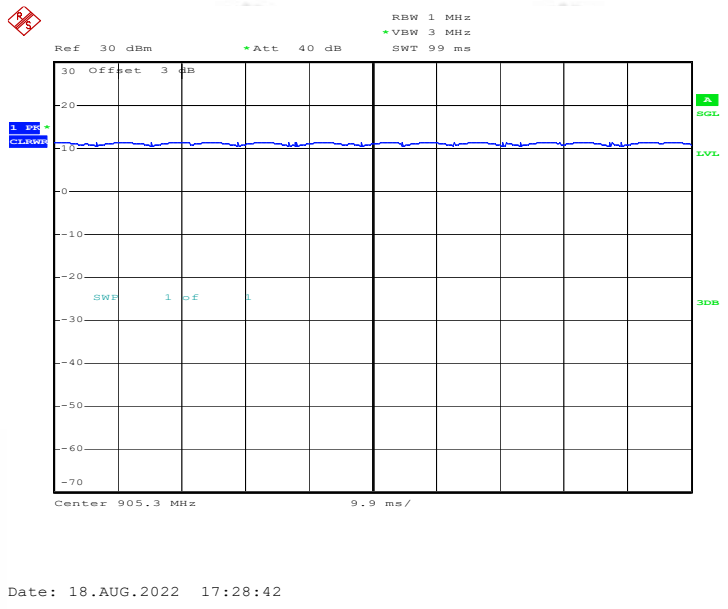

DTM_Ant1_905.3

*** End of Report ***