

Test setup photos

Project file: C20231529
Date: 2025-06-24
Pages: 7

Product: Vacuum cleaner

Type reference: CT MIDI I(US), CT MIDI I AC(US)

CT MIDI I(US):




Figure 1: Spurious emission 90 kHz-30 MHz



Figure 2: Spurious emission 30 MHz-1000 MHz




Figure 3: Spurious emission 1-18 GHz




Figure 4: Spurious emission 18-26 GHz




Figure 5: AC Conducted measurements test setup

CT MIDI I AC(US):




Figure 6: Spurious emission 90 kHz-30 MHz



Figure 7: Spurious emission 30 MHz-1000 MHz




Figure 8: Spurious emission 1-18 GHz



Figure 9: Spurious emission 18- 26 GHz



Figure 10: Conducted measurements test setup



Figure 11: AC Conducted measurements test setup