



PC Module

Quick Start Guide

CTI-PCOPS



Note: The image above is an example. The received product may vary

Installation Procedure


This PC is intended to be used within a Clear Touch Interactive Flat Panel or a Clear Digital display (if it includes the PC slot).

Because minor details can change between the printing of this document and the arrival of the product, this must be seen as a general guide. The received product will rule.


1. Unscrew the screw with a screwdriver and take off the PC slot cover plate.



2. Push the module into the slot as shown on the left.



3. Screw in the upper and lower screws to secure the Module.
Install the antennas (not pictured)



Support

If you have any difficulty installing the module, please contact our Support Department at 864-643-5045. In addition, the Support Team has posted driver packages for each PC at the following URL: <https://support.getcleartouch.com/portal/en/kb/articles/clear-touch-pc-module-driver-packages>.

Only authorized technicians are allowed to perform hardware repairs on a PC without voiding the warranty. A support ticket may be opened with the Support Department here: <https://support.getcleartouch.com/portal/en/newticket>.

Federal Communication Commission Interference Statement

This equipment has been tested and found to comply with the limits for a Class B digital device, pursuant to Part 15 of the FCC Rules. These limits are designed to provide reasonable protection against harmful interference in a residential installation. This equipment generates, uses, and can radiate radio frequency energy and, if not installed and used in accordance with the instructions, may cause harmful interference to radio communications. However, there is no guarantee that interference will not occur in a particular installation. If this equipment does cause harmful interference to radio or television reception, which can be determined by turning the equipment off and on, the user is encouraged to try to correct the interference by one or more of the following measures:

- Reorient or relocate the receiving antenna.
- Increase the separation between the equipment and receiver.
- Connect the equipment into an outlet on a circuit different from that to which the receiver is connected.
- Consult the dealer or an experienced radio/TV technician for help.

FCC Caution:

This device complies with Part 15 of the FCC Rules.

Operation is subject to the following two conditions:

- (1) This device may not cause harmful interference, and
- (2) this device must accept any interference received, including interference that may cause undesired operation.

Caution: The user is cautioned that changes or modifications not expressly approved by the party responsible for compliance could void the user's authority to operate the equipment. This equipment complies with FCC radiation exposure limits set forth for an uncontrolled environment. This equipment should be installed and operated with a minimum distance of 20cm between the radiator and any part of your body.

Non-modification Statement:

Changes or modifications not expressly approved by the party responsible for compliance could void the user's authority to operate the equipment.

IC Radiation Exposure Statement for Canada

This device contains licence-exempt transmitter(s)/receiver(s) that comply with Innovation, Science and Economic Development Canada's licence-exempt RSS(s). Operation is subject to the following two conditions:

- (1) This device may not cause interference.
- (2) This device must accept any interference, including interference that may cause undesired operation of the device. L'émetteur/récepteur exempt de licence contenu dans le présent appareil est conforme aux CNR d'Innovation, Sciences et Développement économique Canada applicables aux appareils radio exempts de licence. L'exploitation est autorisée aux deux conditions suivantes :

- 1) L'appareil ne doit pas produire de brouillage;
- 2) L'appareil doit accepter tout brouillage radioélectrique subi, même si le brouillage est susceptible d'en compromettre le fonctionnement.

This equipment complies with ISED RSS-102 radiation exposure limits set forth for an uncontrolled environment. This equipment should be installed and operated with a minimum distance of 20cm between the radiator and any part of your body.

Pour se conformer aux exigences de conformité CNR 102 RF exposition, une distance de séparation d'au moins 20 cm doit être maintenue entre l'antenne de cet appareil et toutes les personnes.

The device for operation in the band 5150–5250 MHz is only for indoor use to reduce the potential for harmful interference to co-channel mobile satellite systems.

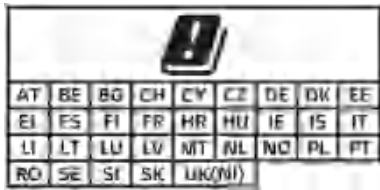
Les dispositifs fonctionnant dans la bande de 5 150 à 5 250 MHz sont réservés uniquement pour une utilisation à l'intérieur afin de réduire les risques de brouillage préjudiciable aux systèmes de satellites mobiles utilisant les mêmes canaux.

Hereby, Clear Touch Interactive, Inc. declares that the radio Equipment is in compliance with Directive 2014/53/EU.

The full text of the EU declaration of conformity is available at the following internet address: <http://www.getcleartouch.eu>


The user manual applies to Model CTI-PCOPS-PC27-IG, CTI-PCOPS*****

(* can be replaced by digital from 0 to 9 or English letter from A to Z or a to z or - or blank).



This symbol, affixed to the product or its packaging, indicates that the product must not be processed with household waste. It must be brought to an electric and electronic waste collection point for recycling and disposal. By the appropriate disposal of this product you also help in preventing potentially negative consequences for the environment and human health. The recycling of materials helps preserve our natural resources. For further information regarding the recycling of this product, please contact your municipality, local waste disposal center or the store where the product was purchased.

Battery warning

⚠ WARNING	
<ul style="list-style-type: none">• INGESTION HAZARD: This product contains a button cell or coin battery• DEATH or serious injury can occur if ingested.• A swallowed button cell or coin battery can cause Internal Chemical Burns in as little as 2 hours.• KEEP new and used batteries OUT OF REACH of CHILDREN• Seek immediate medical attention if a battery is suspected to be swallowed or inserted inside any part of the body.	

⚠ AVERTISSEMENT	
<ul style="list-style-type: none">• RISQUE D'INGESTION : Ce produit contient une pile bouton ou une pile de type pièce.• L'ingestion peut entraîner des blessures graves ou parfois MORTELLES.• L'ingestion d'une pile bouton ou une pile de type pièce peut causer des Brûlures Chimiques Internes en aussi peu que 2 heures.• GARDEZ les piles neuves et usagées HORS DE PORTÉE DES ENFANTS.• Recherchez immédiatement une assistance médicale si l'on soupçonne qu'une pile a été avalée ou insérée dans n'importe quelle partie du corps.	

- a) Remove and immediately recycle or dispose of used batteries according to local regulations and keep away from children. Do NOT dispose of batteries in household trash or incinerate.
- b) Even used batteries may cause severe injury or death.
- c) Call a local poison control center for treatment information.
- d) Non-replaceable batteries with a type CR2032 battery, this is nominally a 3V battery.
- e) Non-rechargeable batteries are not to be recharged. The CR2032 battery is non-rechargeable.
- f) Do not force discharge, recharge, disassemble, heat above 60°C or incinerate. Doing so may result in injury due to venting, leakage or explosion resulting in chemical burns.

The battery is not to be replaced by the consumer. Product contains non-replaceable batteries: CR2032, 3V

