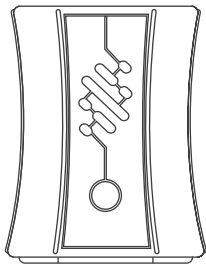




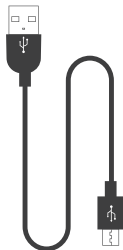
Flexiband



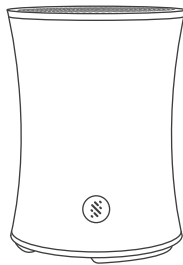
Cover



USB Cable

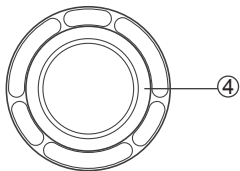
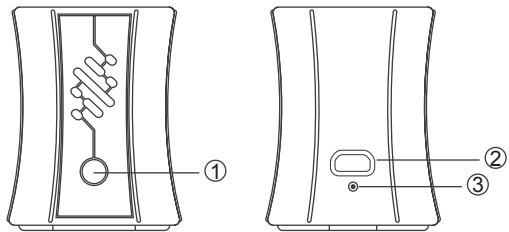


Bigbox

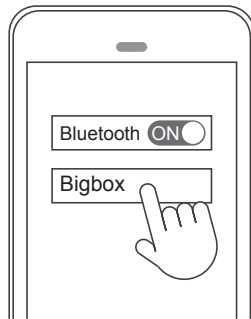


Pouch






- ① Power button
- ② Micro USB
- ③ microphone
- ④ LED

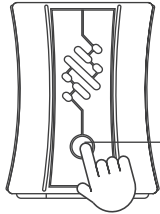


Pairing



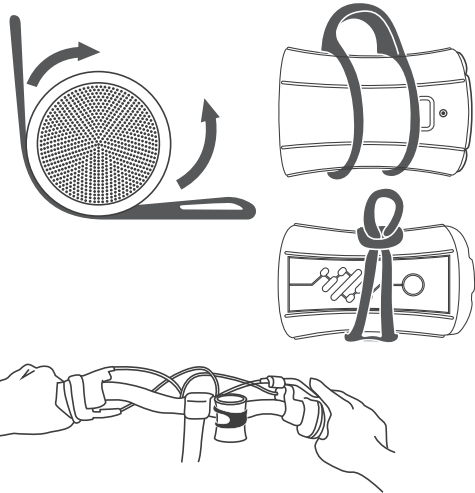

LED flashes

Press



- 5 sec Turn off
- 3 sec Power On
- 2 sec previous track
- Double click Next one
- 1 sec hang up
- 2 sec call Refused/Resume

LED flashes



Dos and Don'ts

- ① please read the leaflet carefully
- ② please pay attention to all the warnings
- ③ please follow the illustrations provided by the manufacturer for proper usage
- ④ please only use the correct accessory or part appointed by the manufacturer
- ⑤ please do not expose the device to excessive water or humid environments
- ⑥ please do not place the device near an open fire source
- ⑦ please do not throw or physically abuse the device
- ⑧ please do not allow a child to use the device alone

Warning

It is hazardous to execute some functions and/or operations not stated in this manual. Avoid exposing the speaker to overheated conditions. To prevent any damage, avoid putting the speaker near the cooler, around heaters, under direct sunshine or near water and humid

Advice

Remove the device from the packaging carefully and preserve the packaging in good condition for limited warranty purposes and product RMA. Please avoid using the hand-free calling function in the state of charging.

For your safety

- When moving the device after charging make sure the plug/s (micro-usb or mains) has been properly unplugged.
- It is prohibited to unplug the plug by dragging the power cable
- It is prohibited to operate the plug with the wet hands since this may lead to fire or electric shock
- It is prohibited to disassemble the outer casing
- If repairs are required, make sure it is serviced by certified technicians recommended by the manufacturer and/or certified agent. If not, your limited warranty could be null and void
- It is prohibited to wring or squeeze the power cable. It is necessary to make sure the plug or the power cable to be replaced and/or maintained meet the requirements requested by the manufacturer
- Unplug the device from the mains power during thunder

and lighting conditions or when not in use for long periods

- Different regions may require different power plugs and adapters due to varying regional voltage and safety requirements
- Please unplug the plug from the socket if the power is to be turned off completely

Warning: Just a reminder. Any alteration or revision without manufacturer's approval may lead to malfunction

FCC Interference Statement

This equipment has been tested and found to comply with the limits for a Class B digital device, pursuant to Part 15 of the FCC Rules. These limits are designed to provide reasonable protection against harmful interference in a residential installation. This equipment generates,uses and can radiate radio frequency energy and,if not installed and used in accordance with the instructions, may cause harmful interference to radio communications. However,there is no guarantee that interference willnot occur in a particular installation. If this equipment does cause harmful interference to radio or television reception, which can be determined by turning the equipment off and on,the user is encouraged to try to correct the interference by one of the following measures:

- Reorient or relocate the receiving antenna
- Increase the separation between the equipment and

receiver

- Connect the equipment into an outlet on a circuit different from that to which the receiver is connected
- Consult the dealer or an experienced radio/TV technician for help

FCC Caution:Any changes or modifications not expressly approved by the party responsible for compliance could void the user' s authority to operate this equipment. This device complies with Part 15 of the FCC Rules. Operation is subject to the following two conditions:

- ① This device may not cause harmful interference,and
- ② This device must accept any interference received, including interference that may cause undesired operation

IMPORTANT NOTE:

FCC Radiation Exposure Statement:

The product comply with the US portable RF exposure limit set forth for an uncontrolled environment and are safe for intended operation as described in this manual. The further RF exposure reduction can be achieved if the product can be kept as far as possible from the user body or set the device to lower output power if such function is available

This transmitter must not be co-located or operating in conjunction with any other antenna or transmitter

Industry Canada statement

This device complies with Industry Canada licence-exempt RSS standard(s). Operation is subject to the following two conditions:

- ① this device may not cause interference, and
- ② this device must accept any interference, including

interference that may cause undesired operation of the device

Radiation Exposure Statement:

The product comply with the Canada portable RF exposure limit set forth for an uncontrolled environment and are safe for intended operation as described in this manual. The further RF exposure reduction can be achieved if the product can be kept as far as possible from the user body or set the device to lower output power if such function is available

CAN ICES-3(B)/NMB-3(B)

The Regulations on Low-power Radio-frequency Electronic Devices(NCC)

Article 12:Regarding the low-power radio-frequency electronic devices with the model qualification,any company,store or user may not do the followings willfully without permit:frequency altered,power amplified, or qualities and capacities designed originally changed

Article 14:The low-power radio-frequency electronic device(s)in use may not affect the flight safety and interfere with legal communications.The user shall stop using the device(s)immediately once the interference is identified and may not use it (them) unless the interference is unidentified due to improvement. The said legal communications refer to radio communications operated under the provisions

nication Act.The low-power radio-frequency electronic devices are required to bear the interferences from legal communications, or from industrial, scientific and medical radio-frequency electronic devices.

CAUTION

Danger of Explosion if battery is incorrectly replaced

Replace only with the same or equivalent type

Recycling/Disposal

The device may not be disposed as the waste unclassified. It is necessary to meet the domestic stipulations for recycling that require separate collection and treatment

BIGBOX SPEC

Product Model:	Bigbox	Connection:	Bluetooth
Speaker:	Φ31mm*1	Power Rating:	RMS 2.8W (THD≤1%)
Bluetooth:	V4.1	Distance:	10M
Battery Spec:	5V 450mAh (6~8Hours)	Power Input:	DC5V/1A
Product Spec:	Φ43mm*H58mm	Water Proof :	IPX7
Signal to Noise rate:	≥65dB	Frequency Response:	150Hz~15KHz
Frequency:	8KHz~48KHz	Play Mode :	8Kbps~320kbps
Weight:	about 73g		

Speaker Mode	Action	Function	LED Status
Turn Off	Press button 5s	Power on, entering bluetooth pairing	LED Blue 0.5s flash
Power On(Searching Device)	Double Click	Forget connection/reactive bluetooth pairing	LED Blue 0.5s flash
Pending for connection	Bluetooth Connection	Pair	LED Blue on
Power On	Press button 3s	Power Off	LED Red 0.5s flash
Music Play	Click Button 1s	Pause	LED Blue On
Music Pause	Click Button 1s	Play	LED Blue 3s flash
Incoming call	Double Click	Ignore Phone call	LED Blue 0.5s On
Incoming Call	Click Button 1s	Answer phone	LED Ble 3s flash
Call Incoming	Press Button 2s	Call Refused/Resume	Resume
During Call	Double Click	mic mute ,stay on call	LED Blue 3s flash
During Call	Press Button 2s	Hang up/Resume	Resume
System Halted	Press Button 10s	Restart	LED Blue0.5s flash
No Connection		Turn off after 5 minutes	
Low Power		Low power	LED Red 2s flash
Charging		Charing	LED Red On
Charging		Full power	LED Red Off
19 Previous track	Press Button 2s		20
Next one	Double Click		

