



## 1. TEST SETUP PHOTOS




**Photograph of the depth in the Head Phantom (835MHz, 15.2cm depth)**



**Photograph of the depth in the Body Phantom (835MHz, 15.3cm depth)**




**Photograph of the depth in the Head Phantom (1900MHz, 15.1cm depth)**




**Photograph of the depth in the Body Phantom (1900MHz, 15.3cm depth)**




**Photograph of the depth in the Head Phantom (2450MHz, 15.2cm depth)**




**Photograph of the depth in the Body Phantom (2450MHz, 15.4cm depth)**




**Left Hand Cheek Position**



**Left Hand Tilt 15 Degree Position**



**Right Hand Cheek Position**



**Right Hand Tilt 15 Degree Position**



**Test Position 1 - Body-worn, the rear side of the EUT towards phantom (The distance was 0mm)**



**Test Position 2 - Body-worn, the left side of the EUT towards ground (The distance was 0mm)**



**Test Position 3 - Body-worn, the right side of the EUT towards ground (The distance was 0mm)**



**Test Position 4 - Body-worn, the top side of the EUT towards ground (The distance was 0mm)**