

LUMIDIET®

Change your **body**
Change your **life**

A Smart **Wearable Diet Belt**

INSTRUCTION MANUAL



Thank you for purchasing the product.
Please read through the product manual
carefully before using the device.

Cautions



Warning

The following section includes important information regarding safety issues. Please read carefully. Please do not use the device if you have any medical history of heart disease and should refrain from doing intensive workouts. Please do not use the device if you are using any of the medical electronic device listed below.

- Medical devices such as cardiac pacemaker that are encased in the body
- Medical devices for life-support such as a heart-lung machine.
- Medical devices used for ECG (electrocardiogram)

Other Precautions

1. Please consult your doctor if any subject listed below apply to you.

If you experience any discomfort in your body, please stop using the product and consult your doctor.

- | | |
|---|--|
| ⚠ I have a malignant tumor or skin disease. | ⚠ I have a heart disease. |
| ⚠ I am pregnant or have been pregnant within last 3 months. | ⚠ I am suffering from a high fever above 37°C. |
| ⚠ I need to rest from excessive exhaustion. | ⚠ I have fracture, sprain, or muscle damage. |
| ⚠ I have dysesthesia. | ⚠ I am taking prescribed medications. |
| ⚠ I have a history of low temperature burns. | |

2. Product Usage Instructions

If you find any damage or defect, immediately stop using the product and turn off the power.

- | | |
|---|--|
| ⚠ Please do not use the device in places with high humidity, (bathroom, etc.) It may cause an electric shock or a damage to the device. | ⚠ For use by children under adult supervision only. |
| ⚠ Please do not use the device after taking sleeping pills or drinking. Please do not use the device while sleeping. | ⚠ Please do not apply the device to a single area for more than an hour. For excessive use may damage your skin due to high temperature. Please do not use the device more than two hours a day. |
| ⚠ Please do not use the device when it is wet. | ⚠ Please refrain from using the device continuously. If you would like an additional session, please wait for 30 minutes and then try again.. |
| ⚠ When the device is damaged, stop using the product immediately and contact customer support. | ⚠ Please do not apply the device in the following area. |
| ⚠ Please do not apply LED lights directly into human eye. | • Eyes |
| ⚠ Please do not use damaged electrical outlet. It may cause fire or an electric shock. | • Body parts with desythesia. |
| ⚠ Please do not cover the product during operation with thick cloths such as blanket. | • Body parts with scars, such as abrasion. |
| ⚠ High temperature may cause overheat of the device. Especially when charging the device, do not put it on hot surface, or put any object on the device. It may be a cause of overheat or explosion of the device | • Body parts where metal or plastic is injected.. |
| | ⚠ Please unplug the power when blackout. |
| | ⚠ Please refrain from bending the product too much, or putting heavy objects on the device. |
| | ⚠ This wireless device may experience interference during usage. |

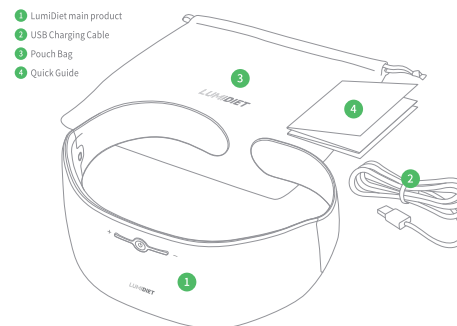
3. Handling Instructions

- | | |
|---|--|
| ⚠ Do not apply excessive force on the power plug. It may cause a breaking of wire, an electric shock, or a short circuit. | ⚠ When cleaning the device, please turn off the power and unplug the adaptor. Also, do not touch the device with wet hands. It may cause an electric shock or an injury. |
| ⚠ Except for when charging the device, please keep the power unplugged. It may be a cause of fire or a short circuit. | ⚠ Please keep the device in dry area to prevent a damage. |
| ⚠ When consumables' (batter, device, etc.) life is done, please follow local regulations for disuse. | ⚠ Do not keep the device on heated electronics, such as an electric blanket or an iron. |
| ⚠ Please follow the instructions carefully to prevent any damage to the product. | |

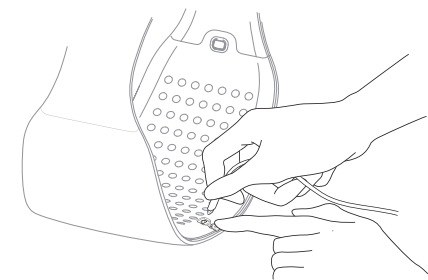
Repair

- | | |
|--|---|
| ⚠ If you find any damage or defect, immediately stop using the product and turn off the power. | ⚠ When the product is damaged, do not try to open, disassemble, or repair, and contact customer support for help. |
| ⚠ Do not use the device for any other purpose. | |

Components



STEP 1 Get Ready to Use



1. Charge

Please charge your device after receiving the product before use. Open up the cap and plug in USB charging cable. (You may use micro 5-pin USB cable

or Android charging cable to charge. It takes up to three hours to fully charge.

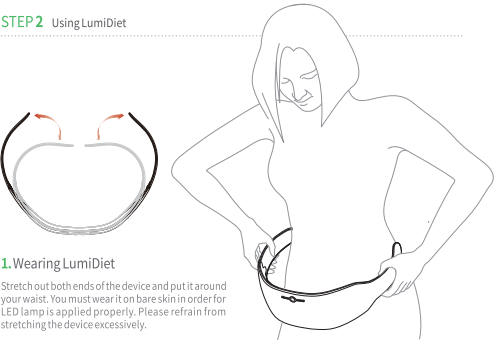
*The charging time may differ depending on output of the charger.



2. Check Charging Status

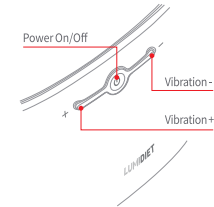
- | | |
|--|---|
| • While charging your device, power button will light red. Once charging is complete, the light will turn green. | • Will fully charged battery, the device will last for about 5 sessions (1 Session = 30 minutes). |
| • The device will automatically turn off after 30 minutes (The device will vibrate when it turns off). | • When battery level drops below 30%, power button will blink in red. Please charge your device when the light starts to blink. |

STEP 2 Using LumiDiet



1. Wearing LumiDiet

Stretch out both ends of the device and put it around your waist. You must wear it on bare skin in order for LED lamp is applied properly. Please refrain from stretching the device excessively.



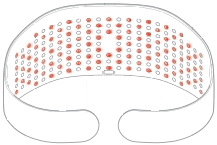
3. Vibration

- By using +/- buttons on both sides of power button, you can control vibration function in two levels.
- Press + button once for weak vibration, and press one more for strong vibration.
- Press - button for weak vibration, and press one more to turn off vibration function.

2. Power On/Off

Press power button for two second to turn on the power of the device.

When the device is powered on, you can see that half of the LED lamps is not lighting. Red LED lamps are visible light, which can be seen by bare eye. However, LED lamps that are not lighting is NIR (Near Infrared Light), which is not visible to human eye. As it is not failure of lamps, please go ahead to use the device.



Normal Operation

STEP 3 Use Mobile Application



1. Download Mobile Application

Search LumiDiet on Google Play or App Store, or use QR code to download mobile application.

2. Use Mobile Application

The application provides LumiDiet usage history, body fat data, and simple tips and information for diet.

Please follow the instructions in the Mobile Application when you want to know how to measure LDI.



*Connect the device to mobile application for more effective use of LumiDiet.



Specifications

Product Name / Model Name	LumiDiet / S
H/W Chipset	nRF51822 (2.4GHz)
Input Voltage	5V DC 1A
Rated Power Consumption	4 W (3.3V 1200mAh)
Product Size	Medium: 258.4X179.1X110.5 (mm) / Large: 258.8X218X110.5 (mm)
Weight	Medium: 460g / Large: 480g
Functions and features	LED, Vibration, BMI Sensor, Portable (Rechargeable)
Product Material	Silicone, Polycarbonate
Color	White (Red inside), Black (Gray inside)
LED Wavelength	Red LED (640~680nm) / IR LED (850nm)
LED Light Output	~10mW/cd
Operating Temperature	0°C ~ 40°C
Charging Time	Approx. 3~4 hours (may differ depending on usage environment)
Operating time per session	30 Minutes

Product Warranty

1. The product is manufactured and sold through strict quality control and inspection.
2. This product is free repaired in case of failure under the customer's normal usage.
3. The customer can be charged for the repair service when it is out of the free service even within the product warranty period.
4. After purchasing the device, please fill out your name and address on this warranty card. Please keep this card carefully for the proper repair service or might be declined without this card.
5. When the repair service is required, please contact a customer center specified in this manual.
6. This Product is a home-use only. If the product is used for the commercial purpose, your warranty will be voided.
7. Your warranty will be voided if this product has a history of unauthorized repair and product change.
8. The battery life time may differ depending on product-use environment or usage pattern, and may decrease the capacity when it is used for the longer period of time.

Product Name	LumiDiet		
Model Name	S		
Serial No			
Purchase Date			
Customer's Name			
Address			
Warranty Period	Product: 1 Year	Built-In Battery: 6 Months	
Manufacturer: Double H Inc.	04626 New building Suite #306, Toegy-e-ro 36 gil 2, Choong-gu, Seoul, Korea TEL: +81-70-4618-6265		



H

FCC Part 15.19

This device complies with part 15 of the FCC Rules. Operation is subject to the following two conditions: (1) This device may not cause harmful interference, and (2) this device must accept any interference received, including interference that may cause undesired operation.

FCC Part 15.21

Any changes or modifications (including the antennas) to this device that are not expressly approved by the manufacturer may void the user's authority to operate the equipment.