Z (mm)	0.00	4.00	9.00	14.00	19.00
SAR (W/Kg)	0.0166	0.0103	0.0055	0.0029	0.0015

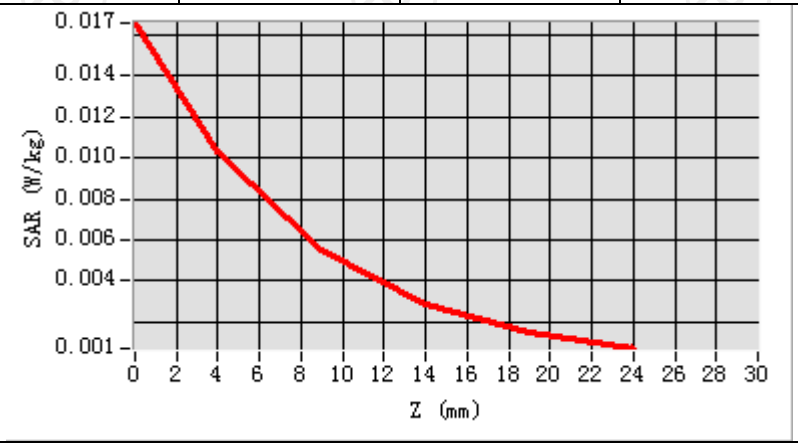

Hot spot position

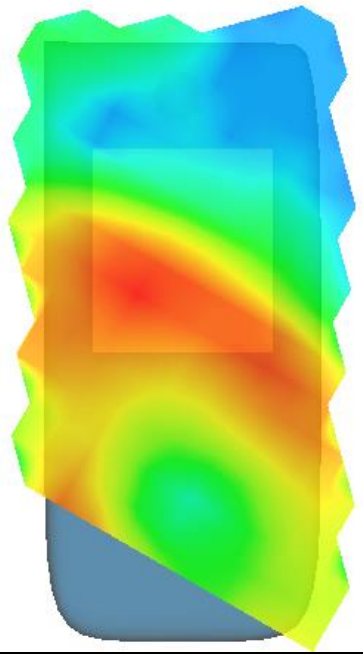

MEASUREMENT 2	
Middle Band SAR (Channel 384):	Date: 06/17/2019
Frequency (MHz)	836.520000
Relative permittivity (real part)	55.242927
Relative permittivity (imaginary part)	21.378266
Conductivity (S/m)	0.941230
Variation (%)	-0.430000
Crest Factor:	1.0
Probe Conversion factor	5.65
E-Field Probe:	SSE5 (SN 07/15 EP248)
Area Scan	dx=8mm dy=8mm, h= 5.00 mm
ZoomScan	5x5x7,dx=8mm dy=8mm dz=5mm,Complete/ndx=8mm dy=8mm, h= 5.00 mm
Phantom	Validation plane
Device Position	Body back(10mm)
Band	CDMA2000_RC3_SO55
SURFACE SAR	**VOLUME SAR**
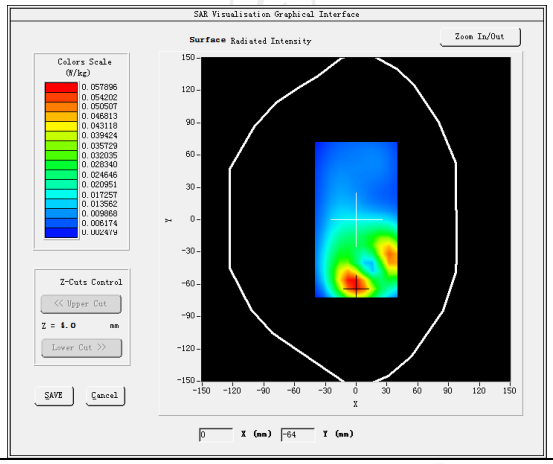	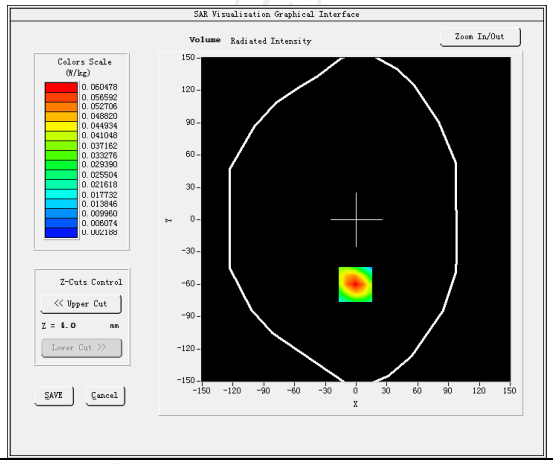
Maximum location: X=-1.00, Y=-60.00 SAR Peak: 0.08 W/kg	
SAR 10g (W/Kg)	0.034506
SAR 1g (W/Kg)	0.056507
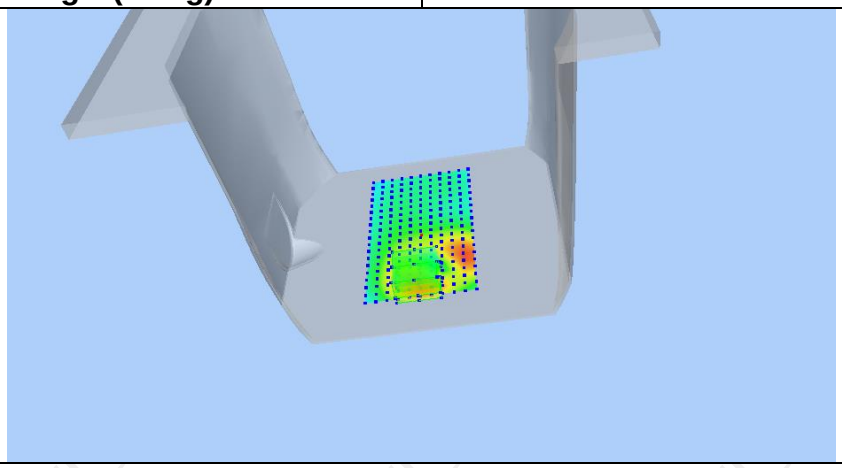	

Z (mm)	0.00	4.00	9.00	14.00	19.00
SAR (W/Kg)	0.0824	0.0605	0.0407	0.0275	0.0187

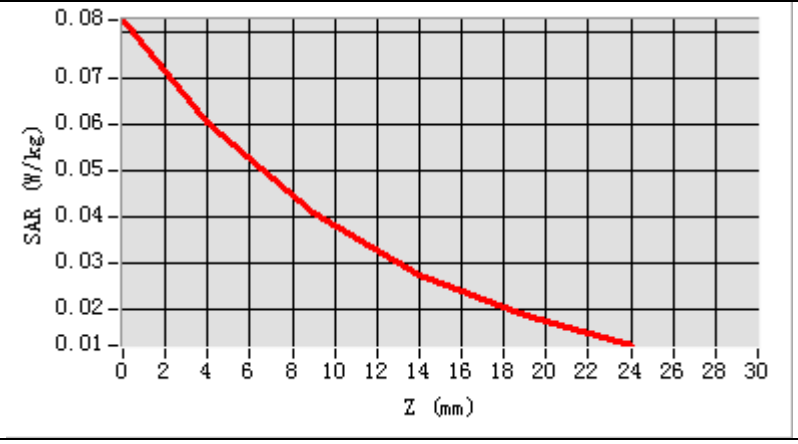

Hot spot position

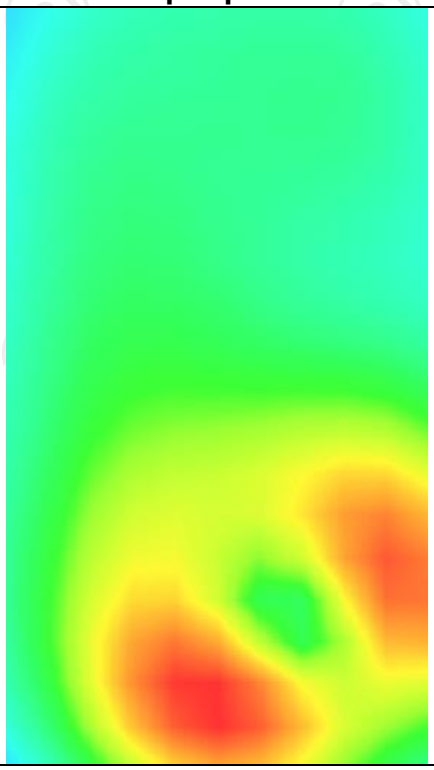

MEASUREMENT 3	
Middle Band SAR (Channel 384):	Date: 06/17/2019
Frequency (MHz)	836.520000
Relative permittivity (real part)	55.242927
Relative permittivity (imaginary part)	21.378266
Conductivity (S/m)	0.941230
Variation (%)	-0.720000
Crest Factor:	1.0
Probe Conversion factor	5.65
E-Field Probe:	SSE5 (SN 07/15 EP248)
Area Scan	dx=8mm dy=8mm, h= 5.00 mm
ZoomScan	5x5x7,dx=8mm dy=8mm dz=5mm,Complete/ndx=8mm dy=8mm, h= 5.00 mm
Phantom	Validation plane
Device Position	Body back(10mm)
Band	CDMA2000_RC3_SO55
SURFACE SAR	**VOLUME SAR**
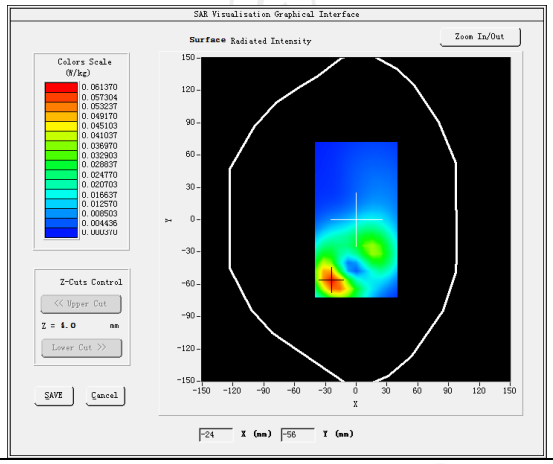	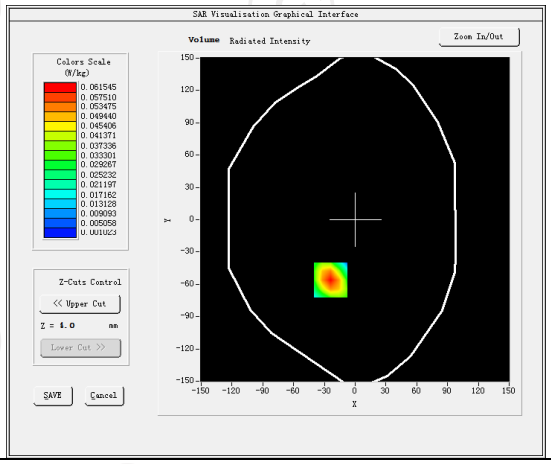
Maximum location: X=-24.00, Y=-56.00 SAR Peak: 0.09 W/kg	
SAR 10g (W/Kg)	0.033039
SAR 1g (W/Kg)	0.057379

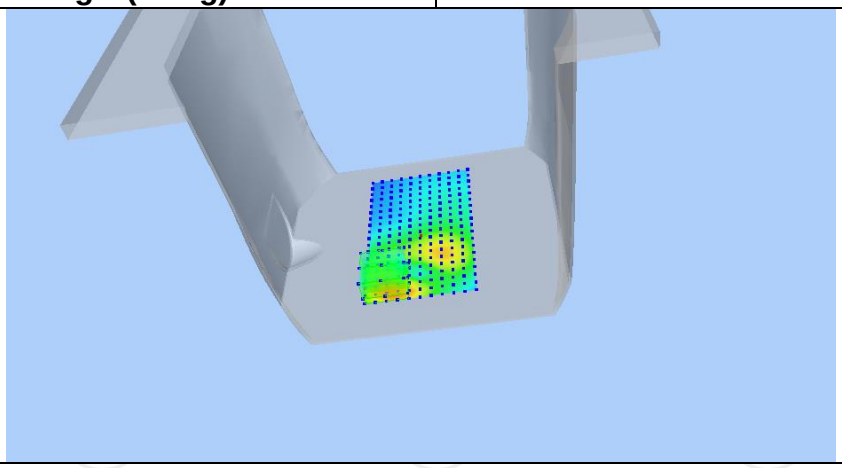

Z (mm)	0.00	4.00	9.00	14.00	19.00
SAR (W/Kg)	0.0906	0.0615	0.0376	0.0235	0.0154

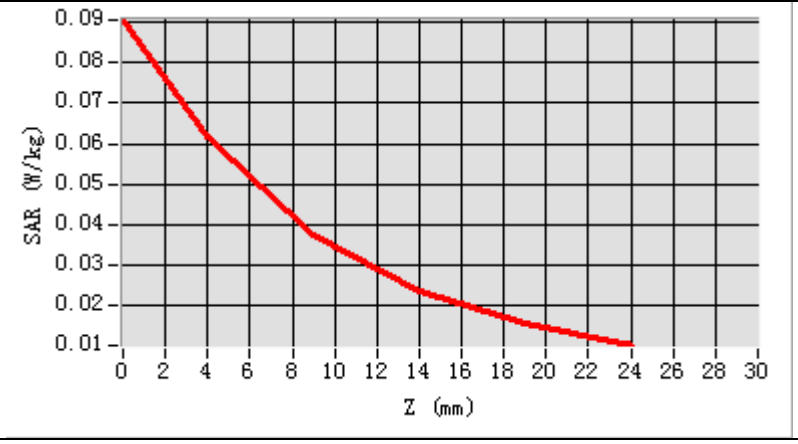

Hot spot position

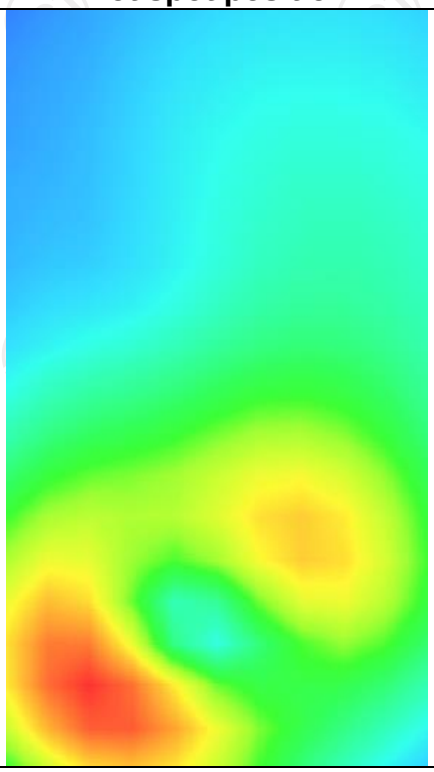

WCDMA Band II

MEASUREMENT 1	
Middle Band SAR (Channel 9400):	Date: 07/18/2019
Frequency (MHz)	1880.000000
Relative permittivity (real part)	39.102437
Relative permittivity (imaginary part)	12.607241
Conductivity (S/m)	1.347279
Variation (%)	1.190000
Crest Factor	1.0
Probe Conversion factor	4.85
E-Field Probe:	SSE5 (SN 07/15 EP248)
Area Scan	dx=8mm dy=8mm, h= 5.00 mm
ZoomScan	5x5x7,dx=8mm dy=8mm dz=5mm,Complete/ndx=8mm dy=8mm, h= 5.00 mm
Phantom	Right head
Device Position	Cheek
Band	BAND1 WCDMA2100
SURFACE SAR	**VOLUME SAR**
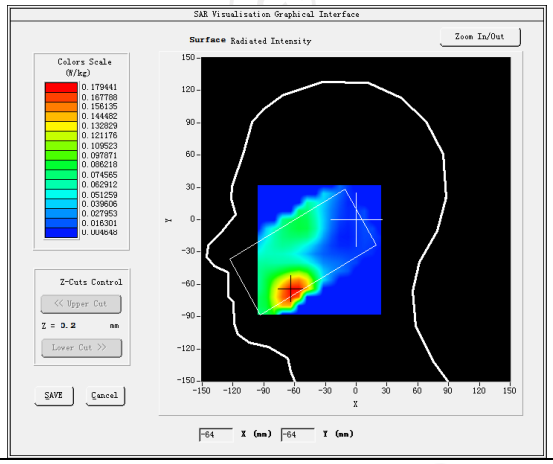	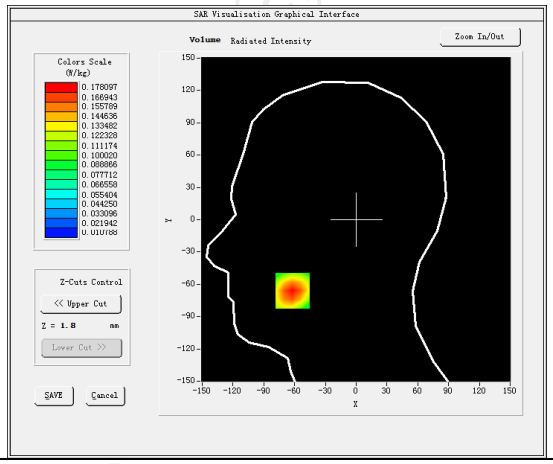
Maximum location: X=-62.00, Y=-66.00 SAR Peak: 0.25 W/kg	
SAR 10g (W/Kg)	0.103228
SAR 1g (W/Kg)	0.168309
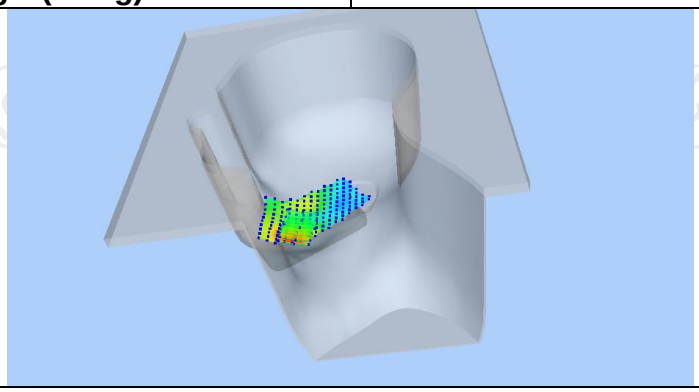	

Z (mm)	0.00	4.00	9.00	14.00	19.00
SAR (W/Kg)	0.2478	0.1781	0.1159	0.0747	0.0478

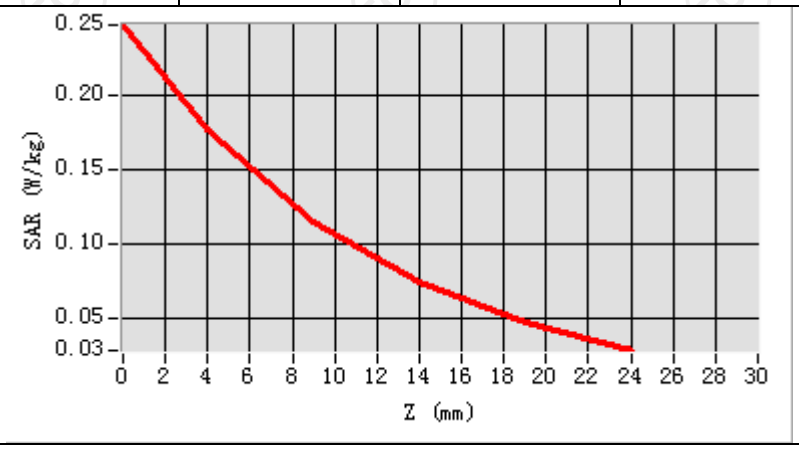

Hot spot position

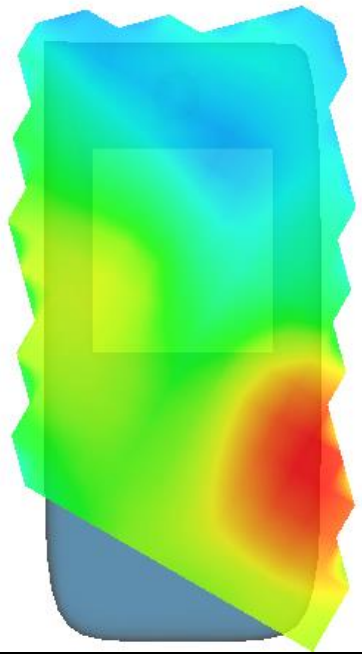

MEASUREMENT 2	
Middle Band SAR (Channel 9400):	Date: 07/18/2019
Frequency (MHz)	1880.000000
Relative permittivity (real part)	53.321337
Relative permittivity (imaginary part)	14.232401
Conductivity (S/m)	1.497736
Variation (%)	-0.170000
Crest Factor	1.0
Probe Conversion factor	5.01
E-Field Probe:	SSE5 (SN 07/15 EP248)
Area Scan	dx=8mm dy=8mm, h= 5.00 mm
ZoomScan	5x5x7,dx=8mm dy=8mm dz=5mm,Complete/ndx=8mm dy=8mm, h= 5.00 mm
Phantom	Validation plane
Device Position	Body back(10mm)
Band	BAND1 WCDMA2100
SURFACE SAR	**VOLUME SAR**
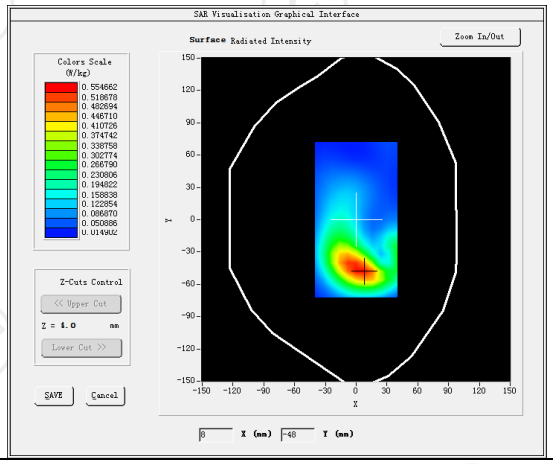	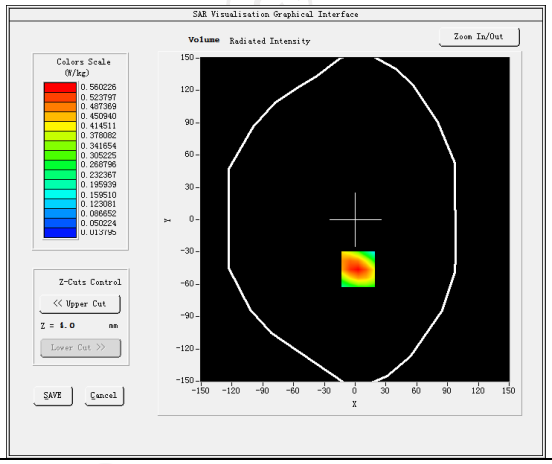
Maximum location: X=3.00, Y=-46.00 SAR Peak: 0.82 W/kg	
SAR 10g (W/Kg)	0.307663
SAR 1g (W/Kg)	0.527314
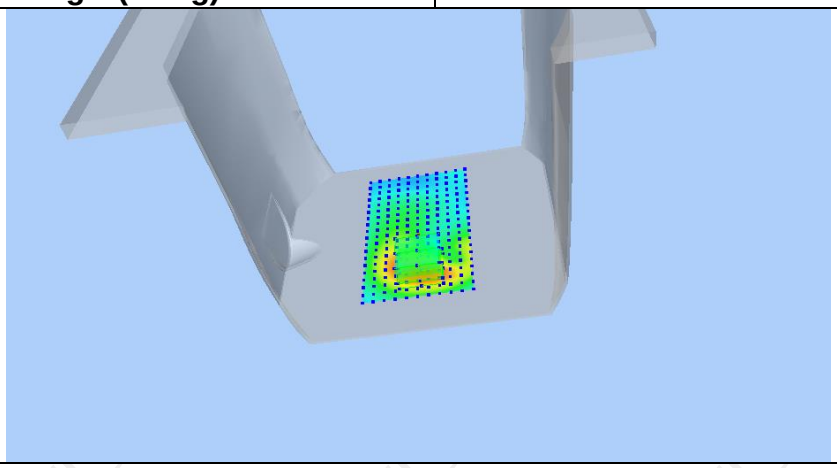	

Z (mm)	0.00	4.00	9.00	14.00	19.00
SAR (W/Kg)	0.8225	0.5602	0.3408	0.2077	0.1290

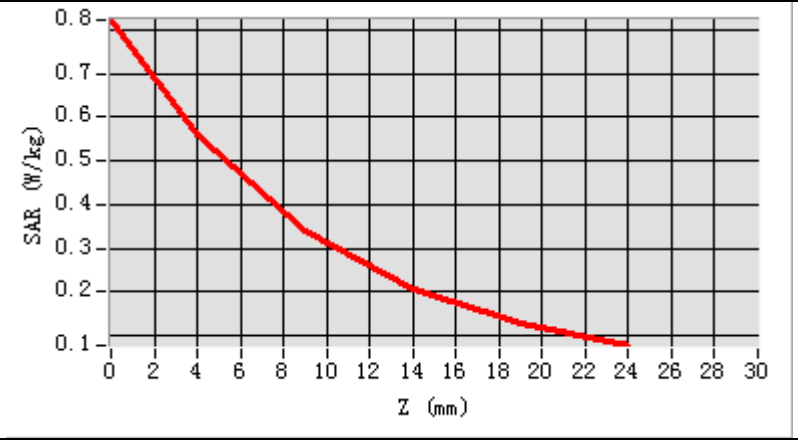

Hot spot position

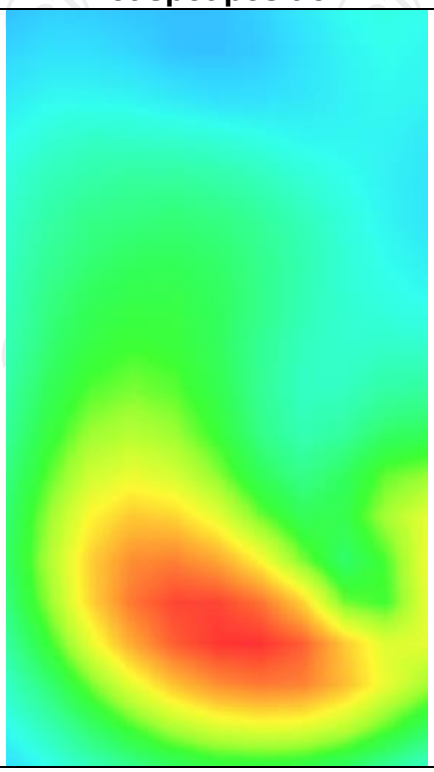

MEASUREMENT 3	
Middle Band SAR (Channel 9400):	Date: 07/18/2019
Frequency (MHz)	1880.000000
Relative permittivity (real part)	53.321337
Relative permittivity (imaginary part)	14.232401
Conductivity (S/m)	1.497736
Variation (%)	-0.390000
Crest Factor	1.0
Probe Conversion factor	5.01
E-Field Probe:	SSE5 (SN 07/15 EP248)
Area Scan	dx=8mm dy=8mm, h= 5.00 mm
ZoomScan	5x5x7,dx=8mm dy=8mm dz=5mm,Complete/ndx=8mm dy=8mm, h= 5.00 mm
Phantom	Validation plane
Device Position	Body back(10mm)
Band	BAND1 WCDMA2100(hotspot)
SURFACE SAR	**VOLUME SAR**
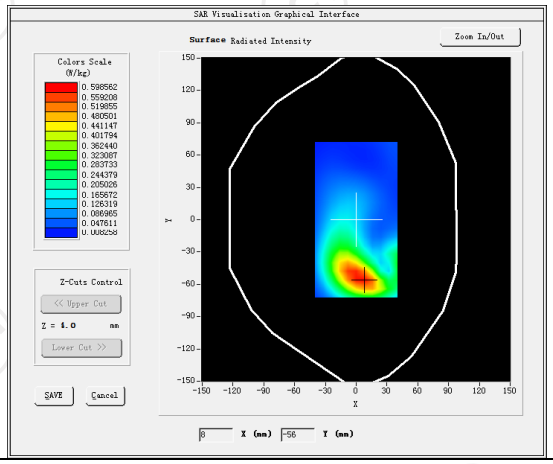	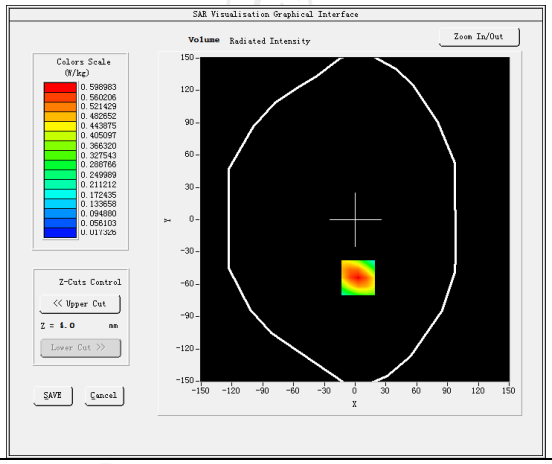
Maximum location: X=3.00, Y=-54.00 SAR Peak: 0.88 W/kg	
SAR 10g (W/Kg)	0.329117
SAR 1g (W/Kg)	0.563829
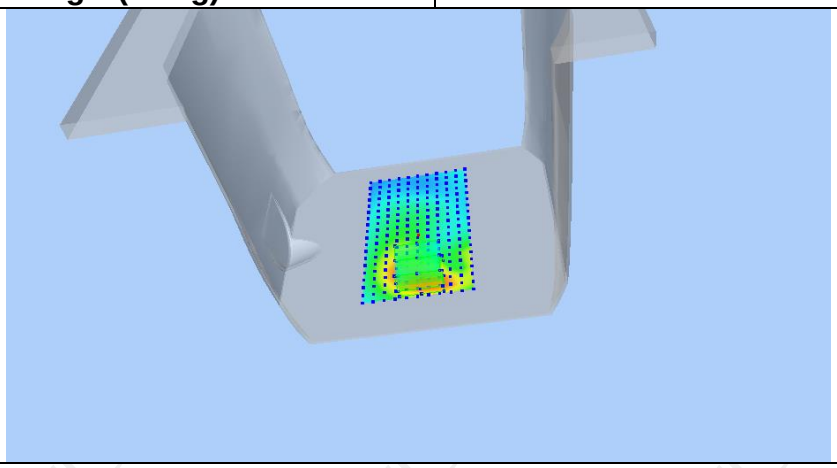	

Z (mm)	0.00	4.00	9.00	14.00	19.00
SAR (W/Kg)	0.8775	0.5990	0.3656	0.2239	0.1398

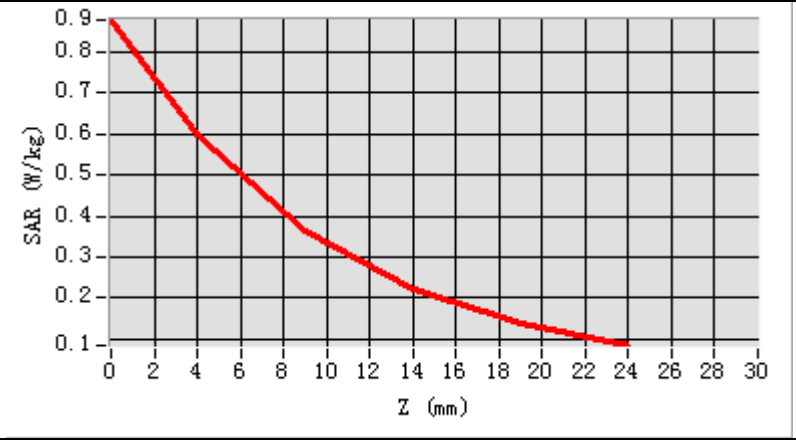

Hot spot position

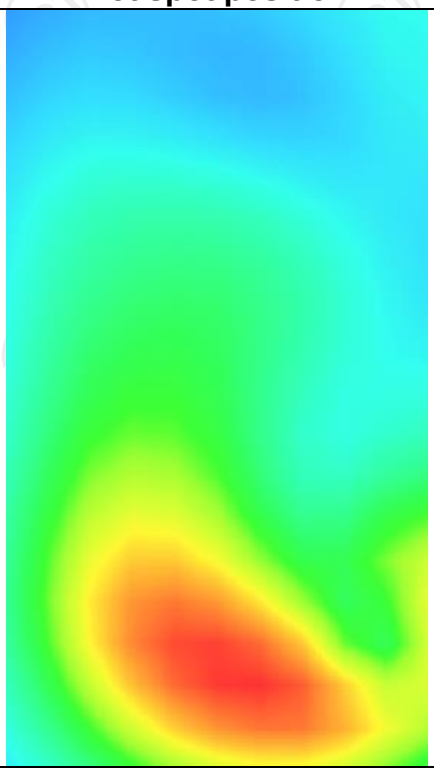

WCDMA Band IV

MEASUREMENT 1	
Middle Band SAR (Channel 1413):	Date: 06/26/2019
Frequency (MHz)	1732.600000
Relative permittivity (real part)	39.102354
Relative permittivity (imaginary part)	12.607241
Conductivity (S/m)	1.346388
Variation (%)	1.840000
Crest Factor	1.0
Probe Conversion factor	4.85
E-Field Probe:	SSE5 (SN 07/15 EP248)
Area Scan	dx=8mm dy=8mm, h= 5.00 mm
ZoomScan	5x5x7,dx=8mm dy=8mm dz=5mm,Complete/ndx=8mm dy=8mm, h= 5.00 mm
Phantom	Right head
Device Position	Cheek
Band	BAND1 WCDMA1700
SURFACE SAR	**VOLUME SAR**
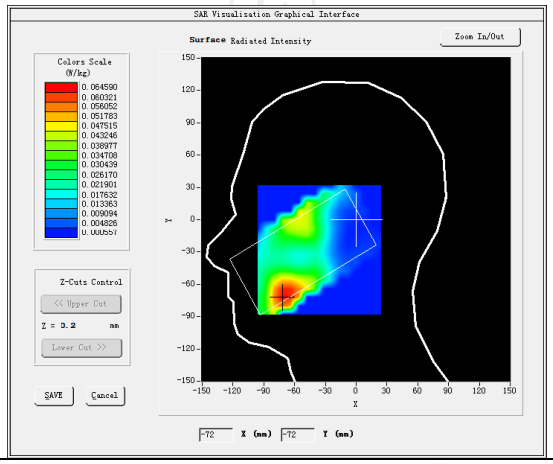	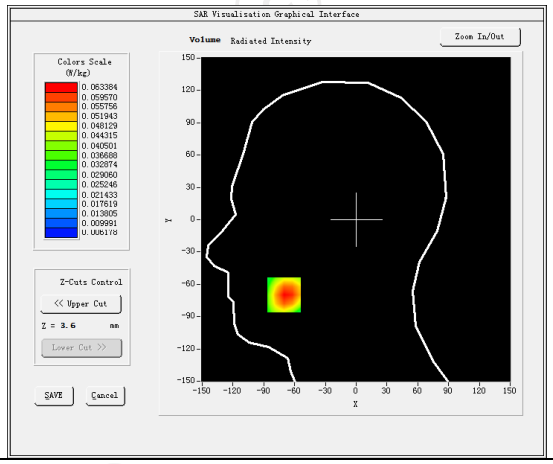
Maximum location: X=-70.00, Y=-70.00 SAR Peak: 0.09 W/kg	
SAR 10g (W/Kg)	0.036501
SAR 1g (W/Kg)	0.060542
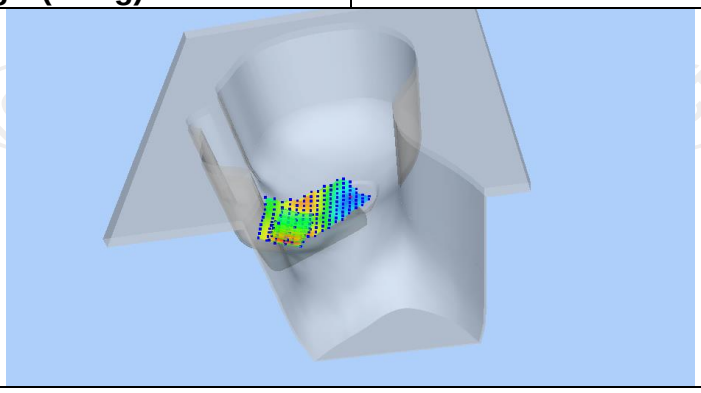	

Z (mm)	0.00	4.00	9.00	14.00	19.00
SAR (W/Kg)	0.0930	0.0634	0.0387	0.0239	0.0151

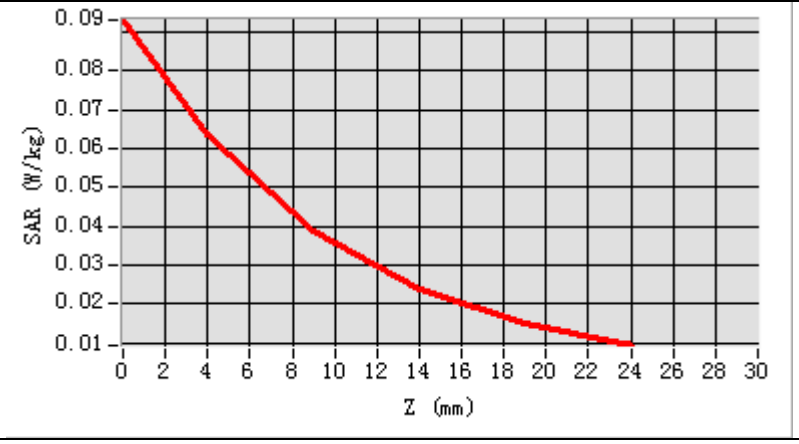

Hot spot position

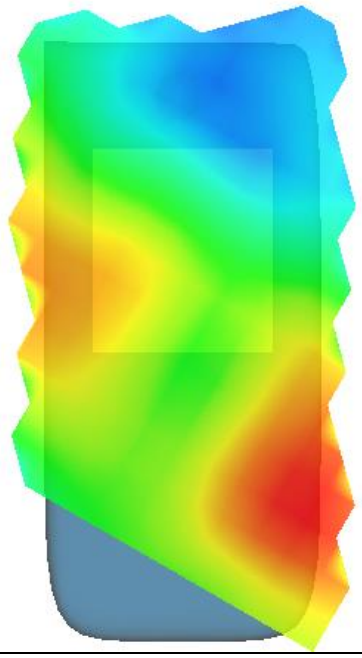

MEASUREMENT 2	
Middle Band SAR (Channel 1413):	Date: 06/26/2019
Frequency (MHz)	1732.600000
Relative permittivity (real part)	53.327521
Relative permittivity (imaginary part)	14.225400
Conductivity (S/m)	1.496530
Variation (%)	-0.230000
Crest Factor	1.0
Probe Conversion factor	5.01
E-Field Probe:	SSE5 (SN 07/15 EP248)
Area Scan	dx=8mm dy=8mm, h= 5.00 mm
ZoomScan	5x5x7,dx=8mm dy=8mm dz=5mm,Complete/ndx=8mm dy=8mm, h= 5.00 mm
Phantom	Validation plane
Device Position	Body back(10mm)
Band	BAND1 WCDMA1700
SURFACE SAR	**VOLUME SAR**
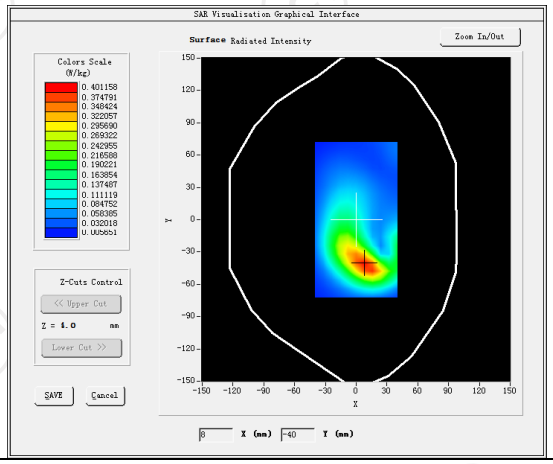	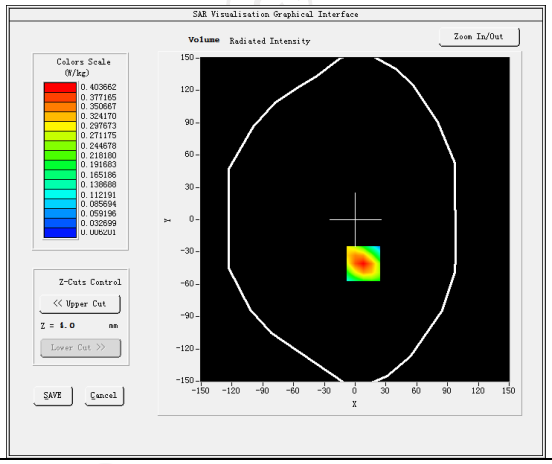
Maximum location: X=8.00, Y=-41.00 SAR Peak: 0.60 W/kg	
SAR 10g (W/Kg)	0.215418
SAR 1g (W/Kg)	0.377408
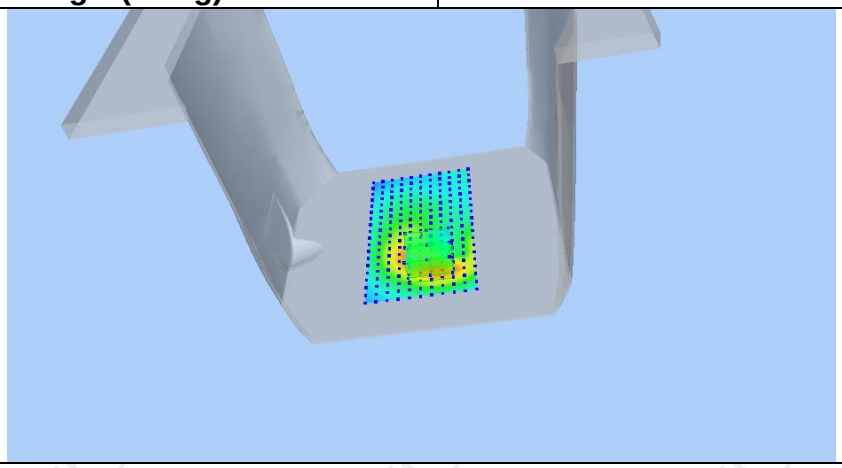	

Z (mm)	0.00	4.00	9.00	14.00	19.00
SAR (W/Kg)	0.5985	0.4037	0.2429	0.1473	0.0922

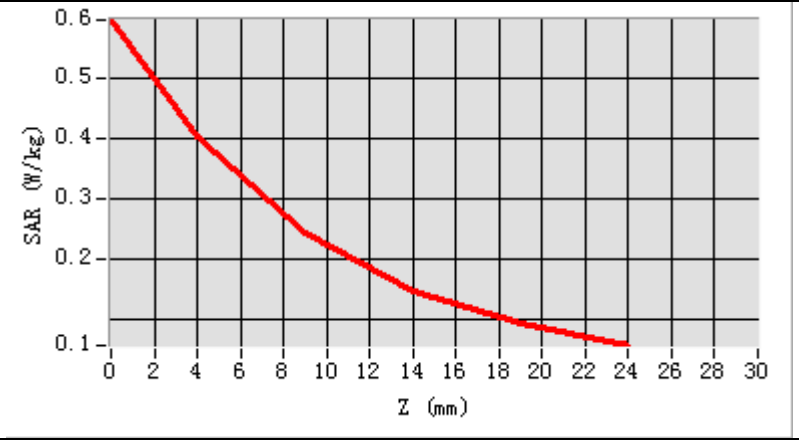

Hot spot position

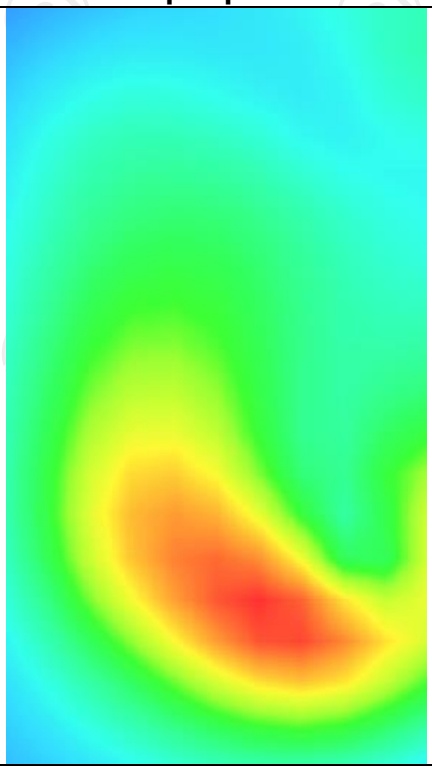

MEASUREMENT 3	
Middle Band SAR (Channel 1413):	Date: 06/26/2019
Frequency (MHz)	1732.600000
Relative permittivity (real part)	53.327521
Relative permittivity (imaginary part)	14.225400
Conductivity (S/m)	1.496530
Variation (%)	-0.800000
Crest Factor	1.0
Probe Conversion factor	5.01
E-Field Probe:	SSE5 (SN 07/15 EP248)
Area Scan	dx=8mm dy=8mm, h= 5.00 mm
ZoomScan	5x5x7,dx=8mm dy=8mm dz=5mm,Complete/ndx=8mm dy=8mm, h= 5.00 mm
Phantom	Validation plane
Device Position	Body bottom(10mm)
Band	BAND1 WCDMA1700(hotspot)
SURFACE SAR	**VOLUME SAR**
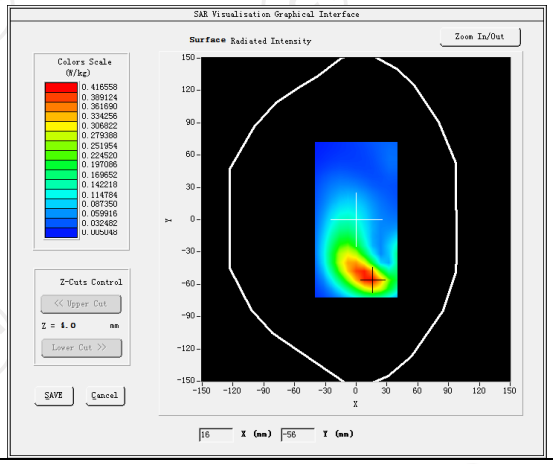	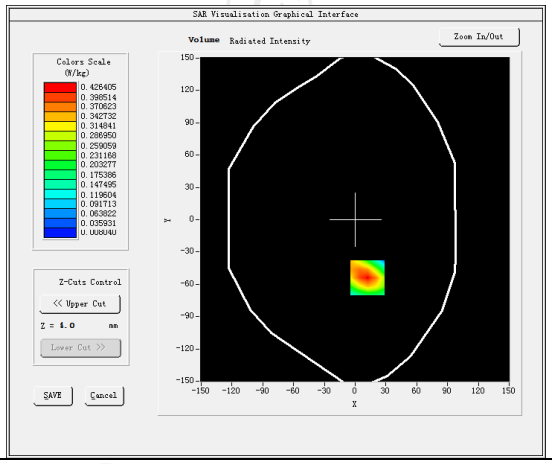
Maximum location: X=12.00, Y=-54.00 SAR Peak: 0.63 W/kg	
SAR 10g (W/Kg)	0.228778
SAR 1g (W/Kg)	0.399345
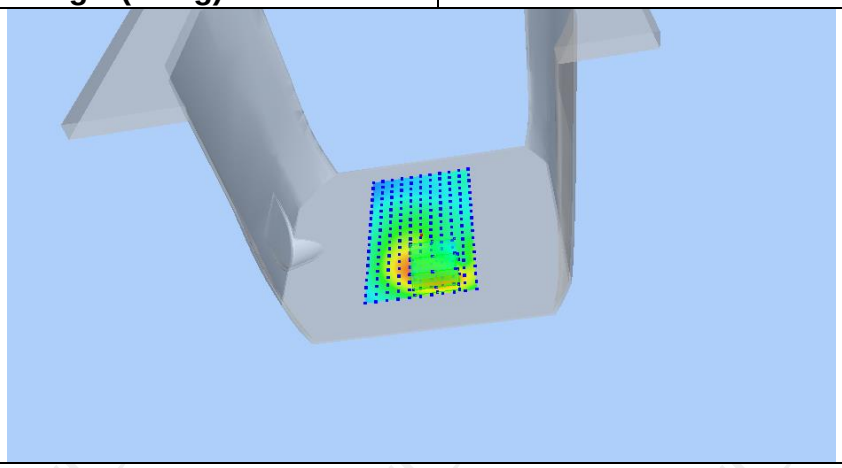	

Z (mm)	0.00	4.00	9.00	14.00	19.00
SAR (W/Kg)	0.6279	0.4264	0.2585	0.1572	0.0977

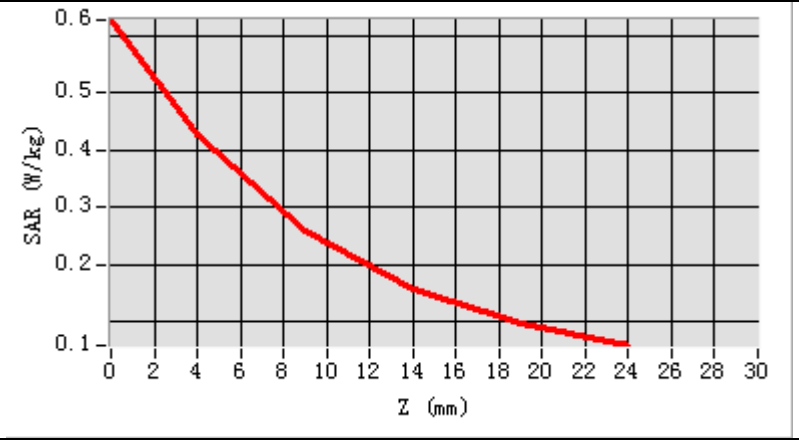

Hot spot position

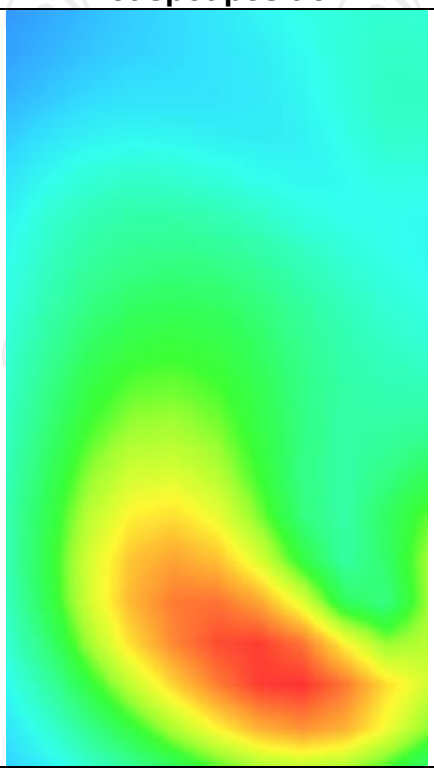

WCDMA Band V

MEASUREMENT 1	
Middle Band SAR (Channel 4182):	Date: 06/17/2019
Frequency (MHz)	836.400000
Relative permittivity (real part)	41.432883
Relative permittivity (imaginary part)	18.129634
Conductivity (S/m)	0.857241
Variation (%)	-0.320000
Crest Factor:	1.0
Probe Conversion factor	5.50
E-Field Probe:	SSE5 (SN 07/15 EP248)
Area Scan	dx=8mm dy=8mm, h= 5.00 mm
ZoomScan	5x5x7,dx=8mm dy=8mm dz=5mm,Complete/ndx=8mm dy=8mm, h= 5.00 mm
Phantom	Right head
Device Position	Cheek
Band	BAND5_WCDMA850
SURFACE SAR	**VOLUME SAR**
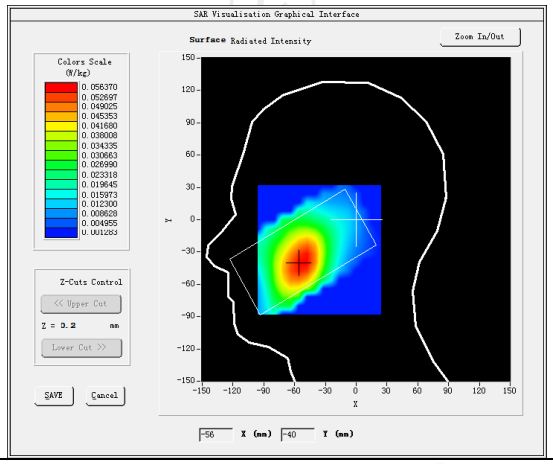	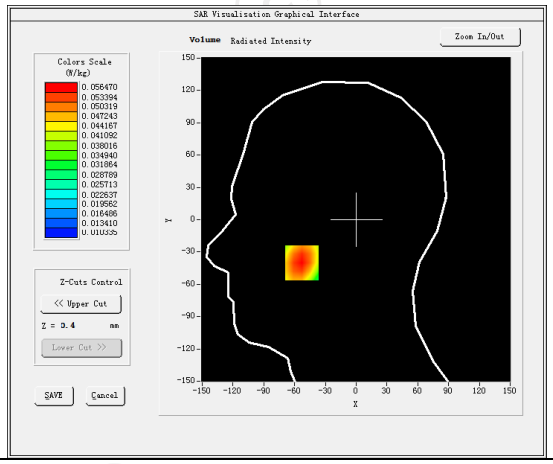
Maximum location: X=-53.00, Y=-40.00 SAR Peak: 0.07 W/kg	
SAR 10g (W/Kg)	0.039906
SAR 1g (W/Kg)	0.054322
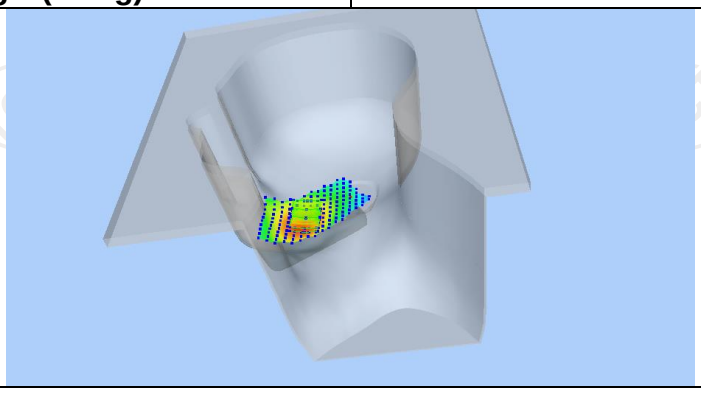	

Z (mm)	0.00	4.00	9.00	14.00	19.00
SAR (W/Kg)	0.0677	0.0565	0.0446	0.0349	0.0270

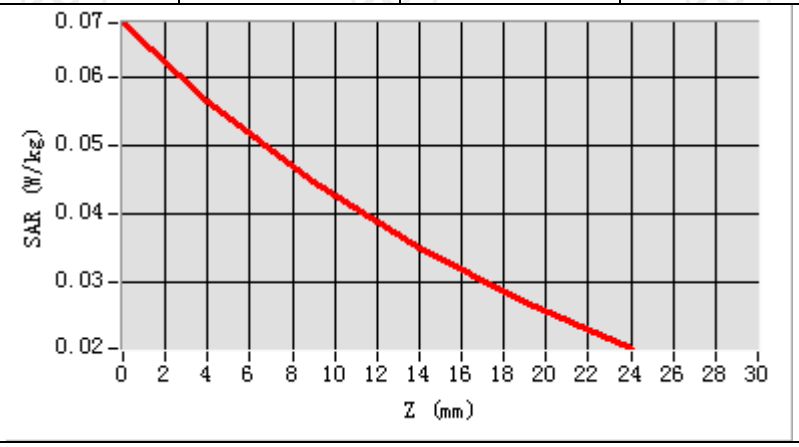

Hot spot position

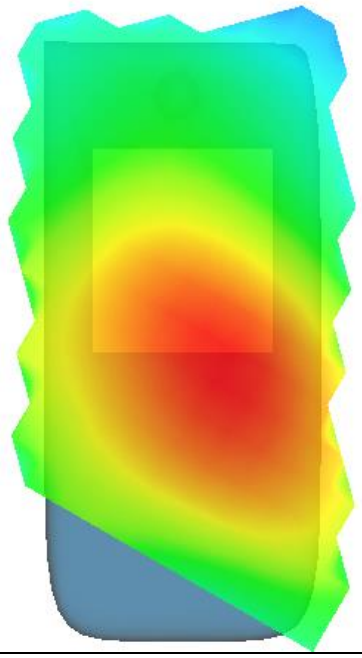

MEASUREMENT 2	
Middle Band SAR (Channel 4182):	Date: 06/17/2019
Frequency (MHz)	836.400000
Relative permittivity (real part)	55.242927
Relative permittivity (imaginary part)	21.378266
Conductivity (S/m)	0.941230
Variation (%)	0.470000
Crest Factor:	1.0
Probe Conversion factor	5.65
E-Field Probe:	SSE5 (SN 07/15 EP248)
Area Scan	dx=8mm dy=8mm, h= 5.00 mm
ZoomScan	5x5x7,dx=8mm dy=8mm dz=5mm,Complete/ndx=8mm dy=8mm, h= 5.00 mm
Phantom	Validation plane
Device Position	Body back(10mm)
Band	BAND5 WCDMA850
SURFACE SAR	**VOLUME SAR**
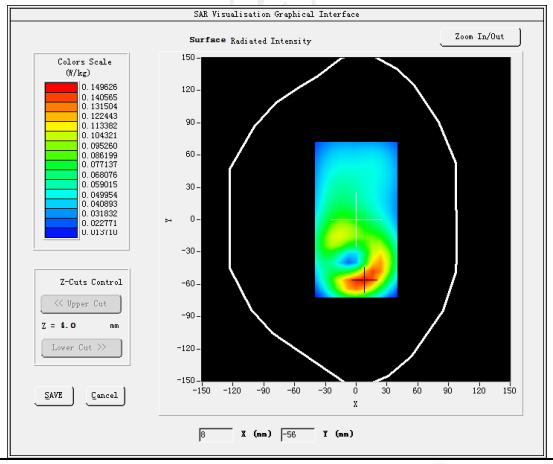	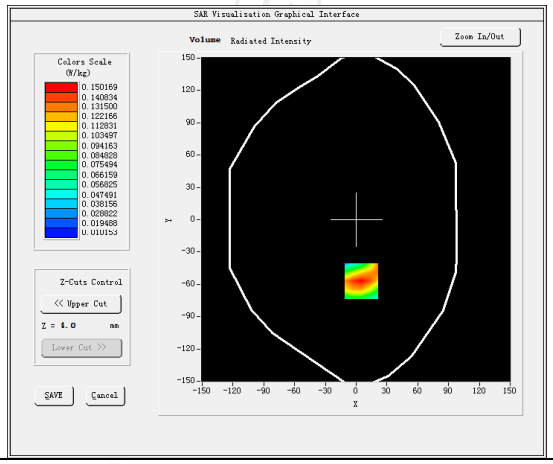
Maximum location: X=5.00, Y=-57.00 SAR Peak: 0.21 W/kg	
SAR 10g (W/Kg)	0.087481
SAR 1g (W/Kg)	0.143703
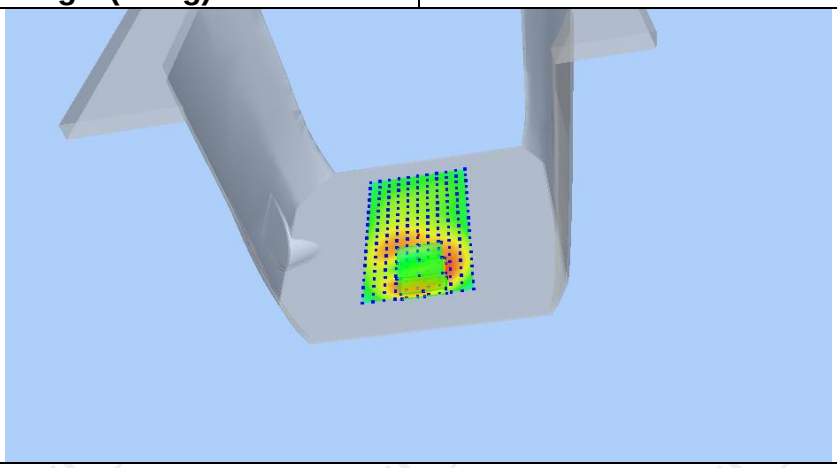	

Z (mm)	0.00	4.00	9.00	14.00	19.00
SAR (W/Kg)	0.2088	0.1502	0.0989	0.0658	0.0448

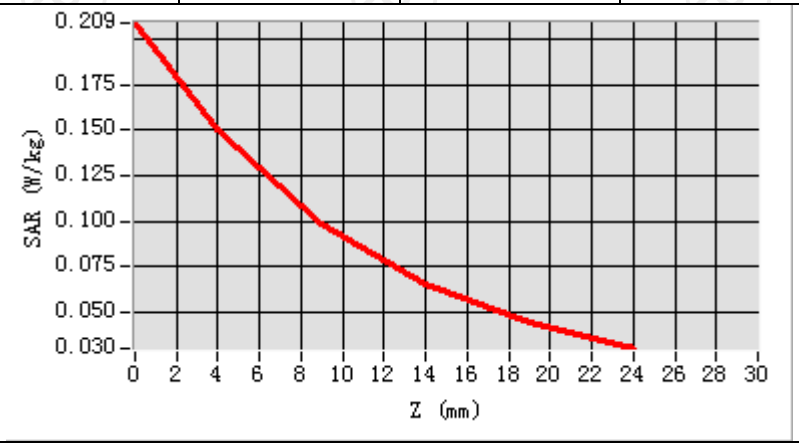

Hot spot position

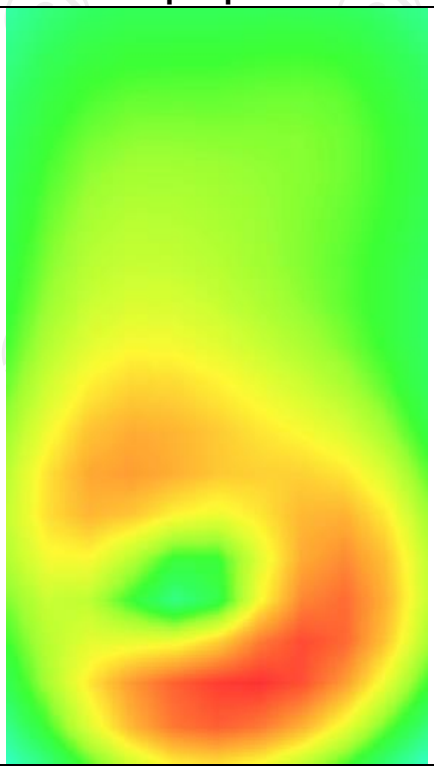

MEASUREMENT 3	
Middle Band SAR (Channel 4182):	Date: 06/17/2019
Frequency (MHz)	836.400000
Relative permittivity (real part)	55.242927
Relative permittivity (imaginary part)	21.378266
Conductivity (S/m)	0.941230
Variation (%)	0.680000
Crest Factor:	1.0
Probe Conversion factor	5.65
E-Field Probe:	SSE5 (SN 07/15 EP248)
Area Scan	dx=8mm dy=8mm, h= 5.00 mm
ZoomScan	5x5x7,dx=8mm dy=8mm dz=5mm,Complete/ndx=8mm dy=8mm, h= 5.00 mm
Phantom	Validation plane
Device Position	Body back(10mm)
Band	BAND5 WCDMA850(hotspot)
SURFACE SAR	**VOLUME SAR**
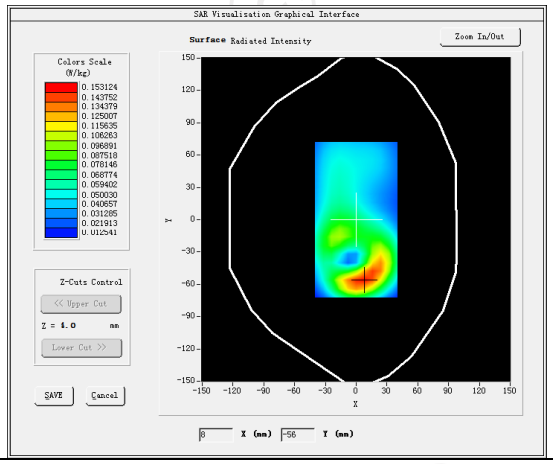	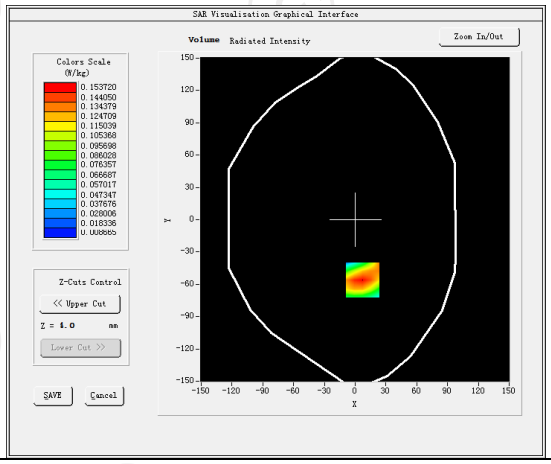
Maximum location: X=7.00, Y=-56.00 SAR Peak: 0.21 W/kg	
SAR 10g (W/Kg)	0.089770
SAR 1g (W/Kg)	0.147183
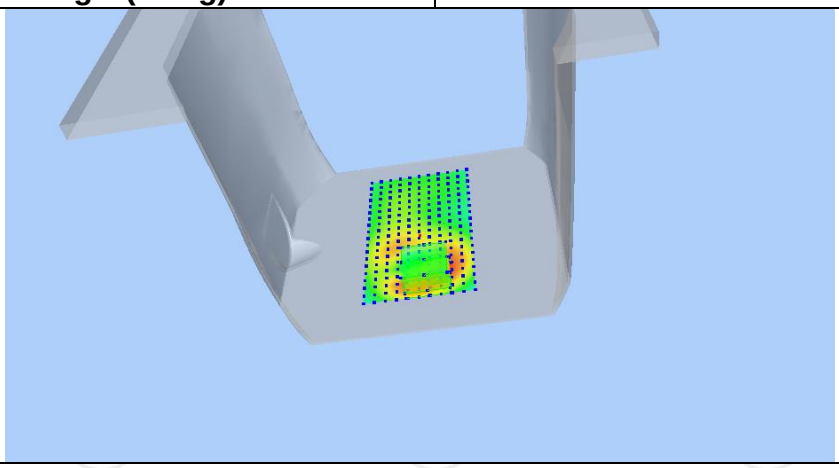	

Z (mm)	0.00	4.00	9.00	14.00	19.00
SAR (W/Kg)	0.2132	0.1537	0.1015	0.0677	0.0462

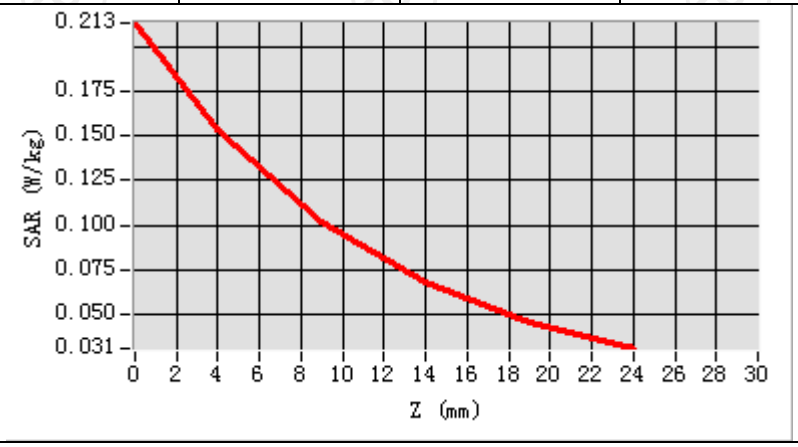

Hot spot position

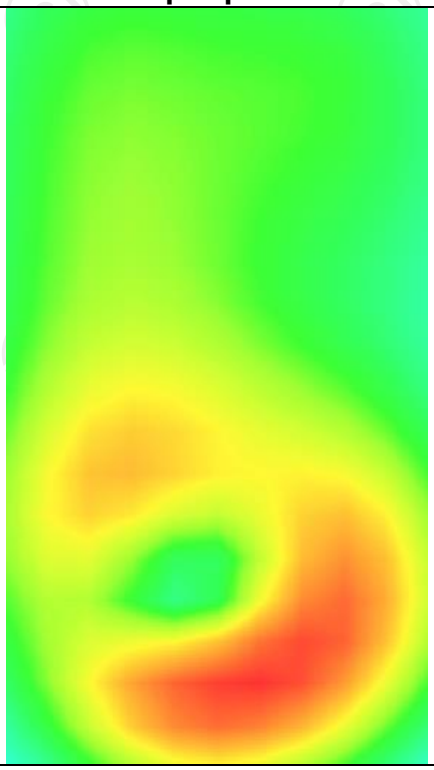

LTE Band 2

MEASUREMENT 1	
Lower Band SAR (Channel 18700):	Date: 07/18/2019
Frequency (MHz)	1860.000000
Relative permittivity (real part)	39.113793
Relative permittivity (imaginary part)	12.607061
Conductivity (S/m)	1.337526
Variation (%)	2.200000
Crest Factor	1.0
Probe Conversion factor	4.85
E-Field Probe:	SSE5 (SN 07/15 EP248)
Area Scan	dx=8mm dy=8mm, h= 5.00 mm
ZoomScan	5x5x7,dx=8mm dy=8mm dz=5mm,Complete/ndx=8mm dy=8mm, h= 5.00 mm
Phantom	Right head
Device Position	Cheek
Band	LTE band 2 (1 RB#50)
SURFACE SAR	**VOLUME SAR**
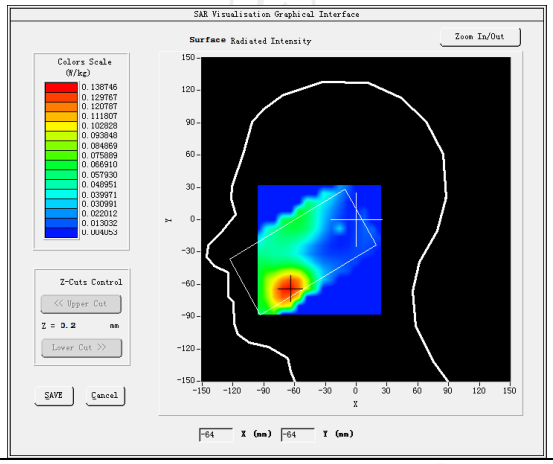	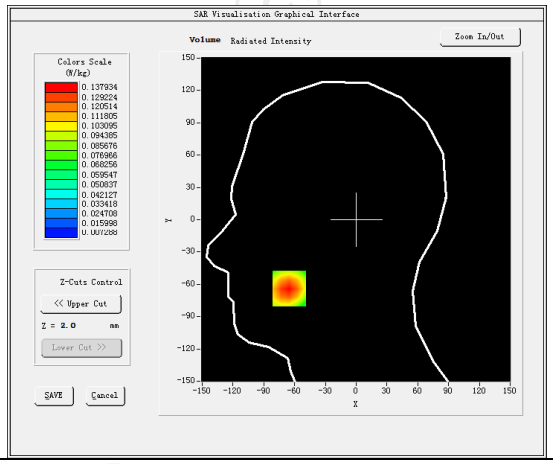
Maximum location: X=-65.00, Y=-64.00 SAR Peak: 0.19 W/kg	
SAR 10g (W/Kg)	0.080331
SAR 1g (W/Kg)	0.130564
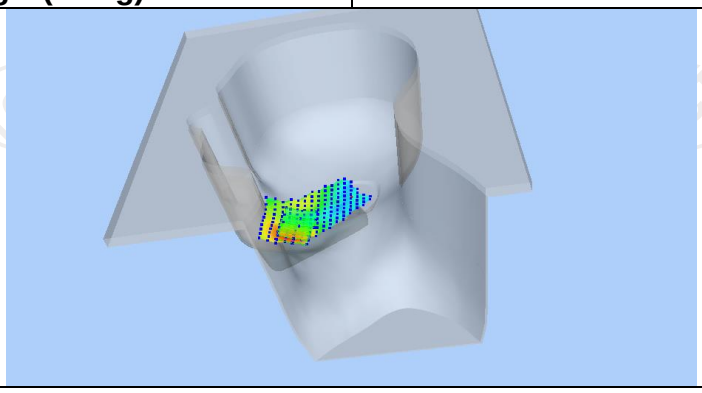	

Z (mm)	0.00	4.00	9.00	14.00	19.00
SAR (W/Kg)	0.1927	0.1379	0.0892	0.0569	0.0359

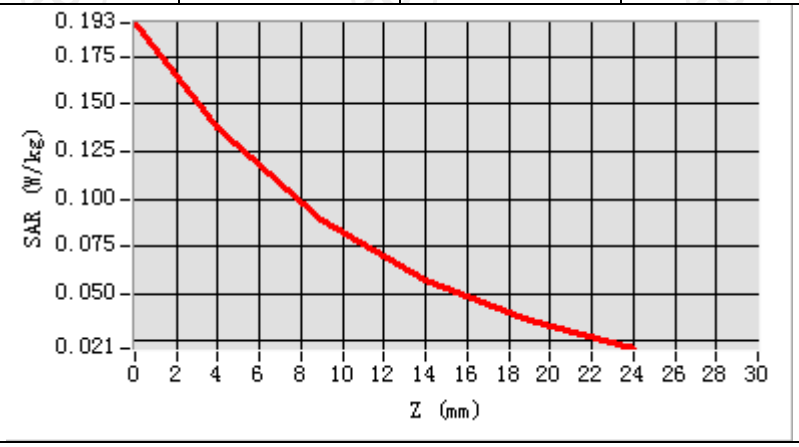

Hot spot position

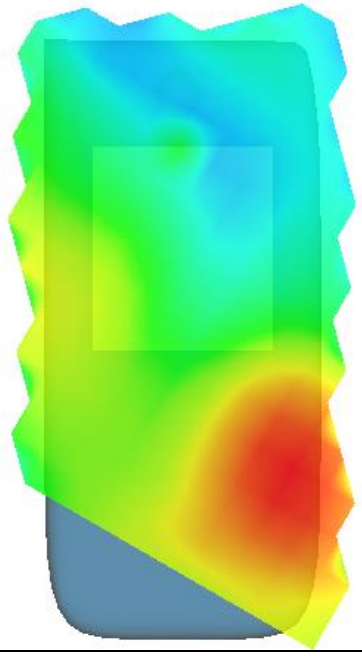

MEASUREMENT 2	
Lower Band SAR (Channel 18700):	Date: 07/18/2019
Frequency (MHz)	1860.000000
Relative permittivity (real part)	53.342133
Relative permittivity (imaginary part)	14.329440
Conductivity (S/m)	1.491983
Variation (%)	-0.570000
Crest Factor	1.0
Probe Conversion factor	5.01
E-Field Probe:	SSE5 (SN 07/15 EP248)
Area Scan	dx=8mm dy=8mm, h= 5.00 mm
ZoomScan	5x5x7,dx=8mm dy=8mm dz=5mm,Complete/ndx=8mm dy=8mm, h= 5.00 mm
Phantom	Validation plane
Device Position	Body back(10mm)
Band	LTE band 2 (1 RB#50)
SURFACE SAR	**VOLUME SAR**
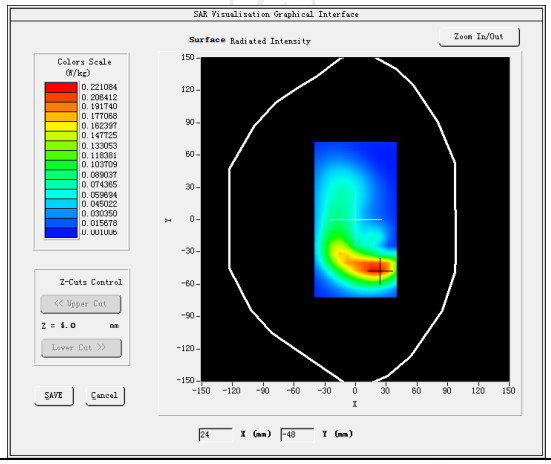	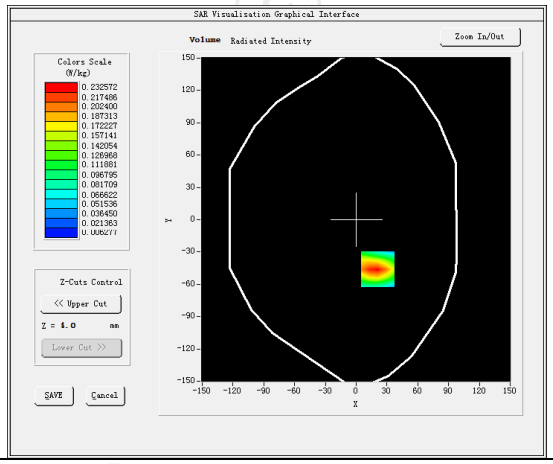
Maximum location: X=21.00, Y=-46.00 SAR Peak: 0.36 W/kg	
SAR 10g (W/Kg)	0.116607
SAR 1g (W/Kg)	0.216594
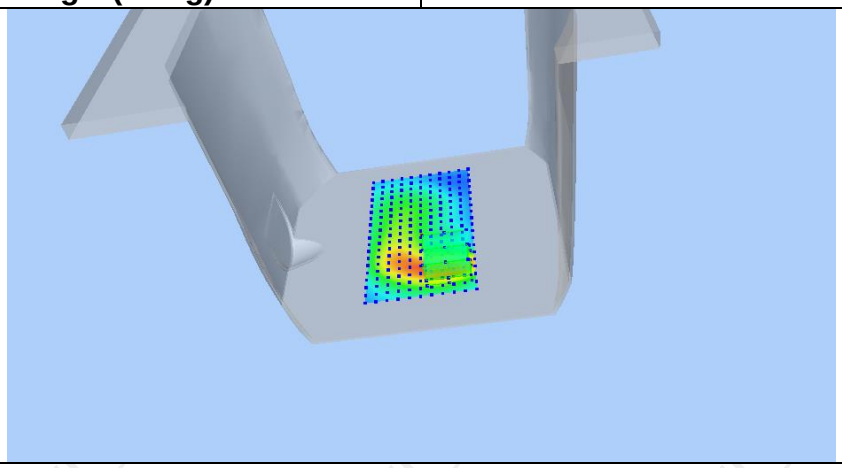	

Z (mm)	0.00	4.00	9.00	14.00	19.00
SAR (W/Kg)	0.3580	0.2326	0.1321	0.0747	0.0432

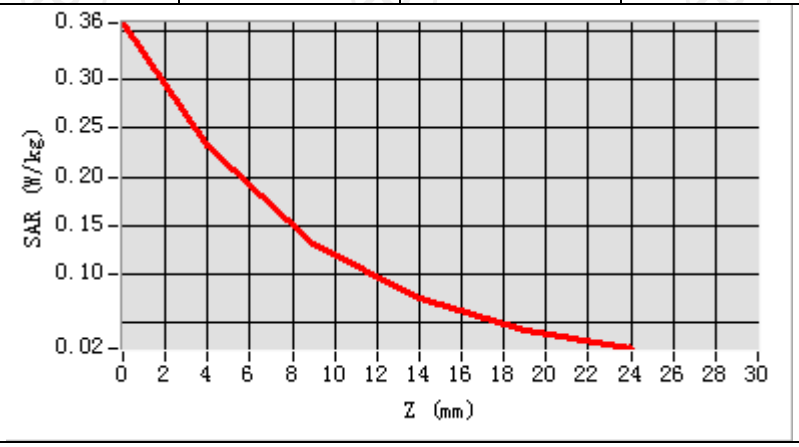

Hot spot position

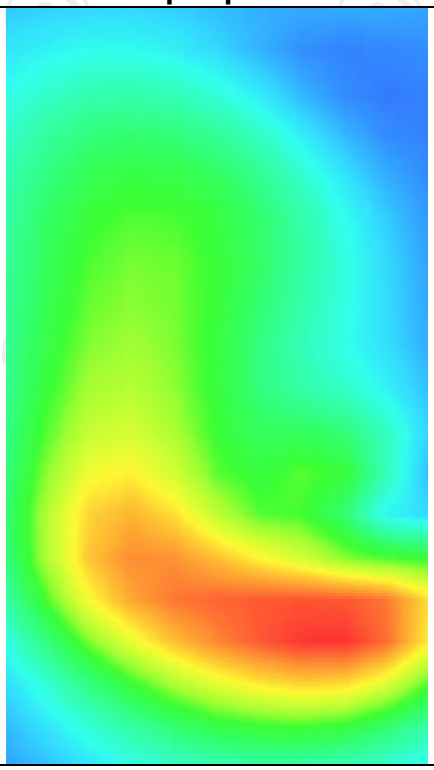

MEASUREMENT 3	
Lower Band SAR (Channel 18700):	Date: 07/18/2019
Frequency (MHz)	1860.000000
Relative permittivity (real part)	53.342133
Relative permittivity (imaginary part)	14.329440
Conductivity (S/m)	1.491983
Variation (%)	-0.750000
Crest Factor	1.0
Probe Conversion factor	5.01
E-Field Probe:	SSE5 (SN 07/15 EP248)
Area Scan	dx=8mm dy=8mm, h= 5.00 mm
ZoomScan	5x5x7,dx=8mm dy=8mm dz=5mm,Complete/ndx=8mm dy=8mm, h= 5.00 mm
Phantom	Validation plane
Device Position	Body back(hotspot 10mm)
Band	LTE band 2 (1 RB#50)
SURFACE SAR	**VOLUME SAR**
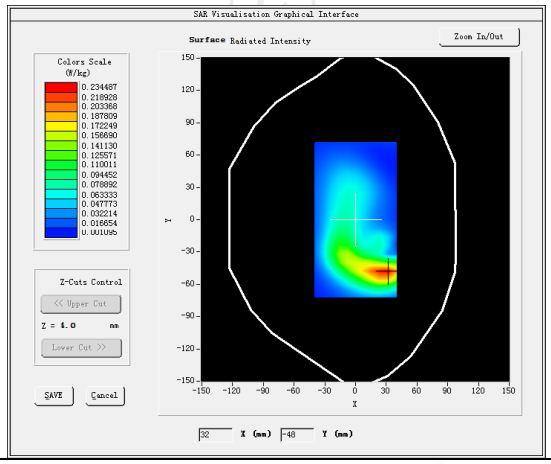	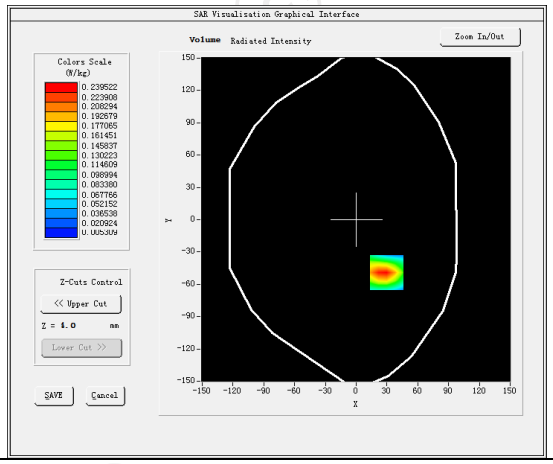
Maximum location: X=30.00, Y=-49.00 SAR Peak: 0.38 W/kg	
SAR 10g (W/Kg)	0.115607
SAR 1g (W/Kg)	0.223563
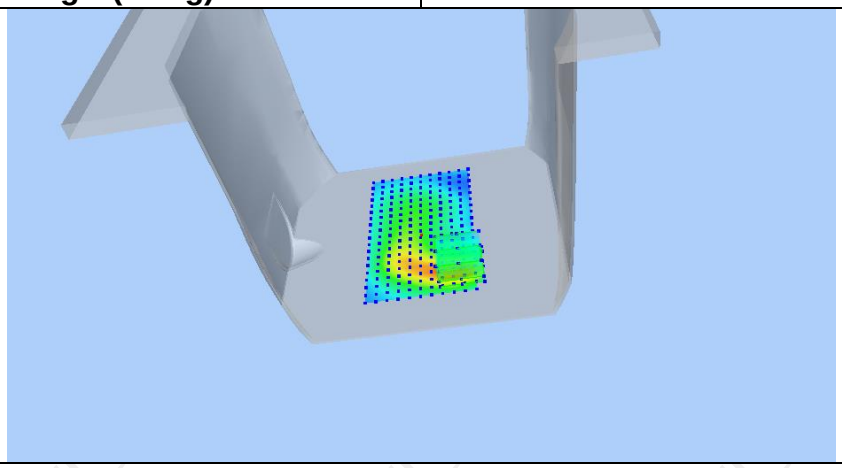	

Z (mm)	0.00	4.00	9.00	14.00	19.00
SAR (W/Kg)	0.3792	0.2395	0.1310	0.0719	0.0413

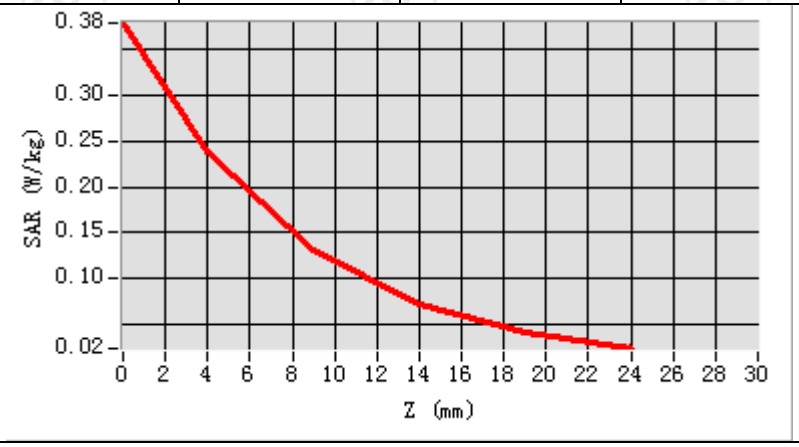

Hot spot position

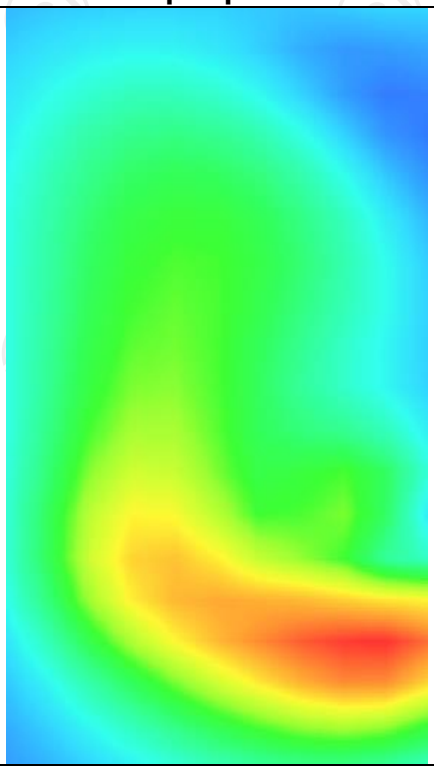

LTE Band 4

MEASUREMENT 1	
Middle Band SAR (Channel 20175):	Date: 06/26/2019
Frequency (MHz)	1732.500000
Relative permittivity (real part)	39.102354
Relative permittivity (imaginary part)	12.607241
Conductivity (S/m)	1.346388
Variation (%)	1.330000
Crest Factor	1.0
Probe Conversion factor	4.38
E-Field Probe:	SSE5 (SN 07/15 EP248)
Area Scan	dx=8mm dy=8mm, h= 5.00 mm
ZoomScan	5x5x7,dx=8mm dy=8mm dz=5mm,Complete/ndx=8mm dy=8mm, h= 5.00 mm
Phantom	Right head
Device Position	Cheek
Band	LTE band 4(1 RB#50)
SURFACE SAR	**VOLUME SAR**
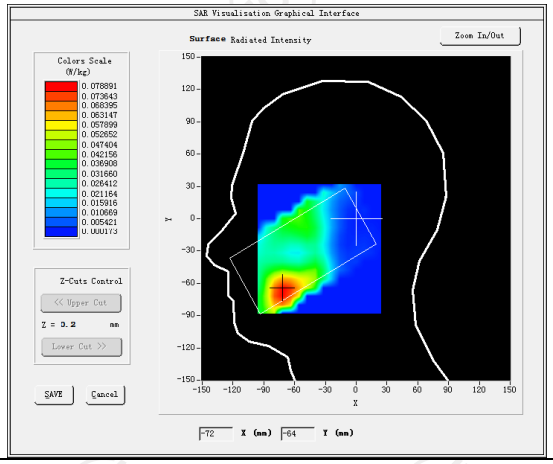	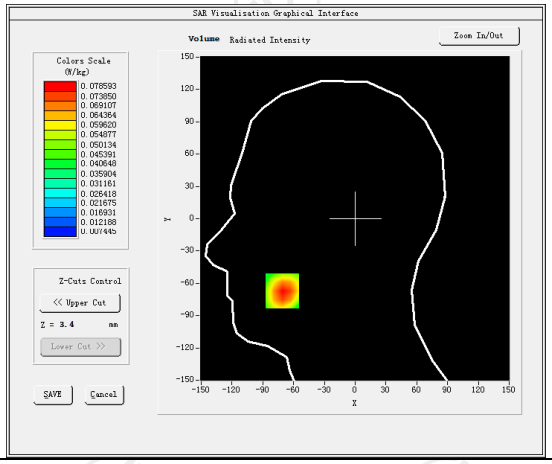
Maximum location: X=-71.00, Y=-67.00 SAR Peak: 0.12 W/kg	
SAR 10g (W/Kg)	0.044806
SAR 1g (W/Kg)	0.074790
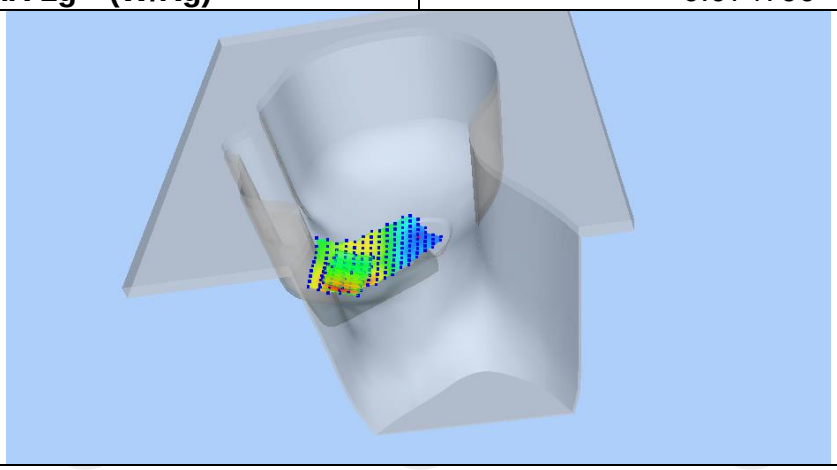	

Z (mm)	0.00	4.00	9.00	14.00	19.00
SAR (W/Kg)	0.1162	0.0786	0.0474	0.0287	0.0179

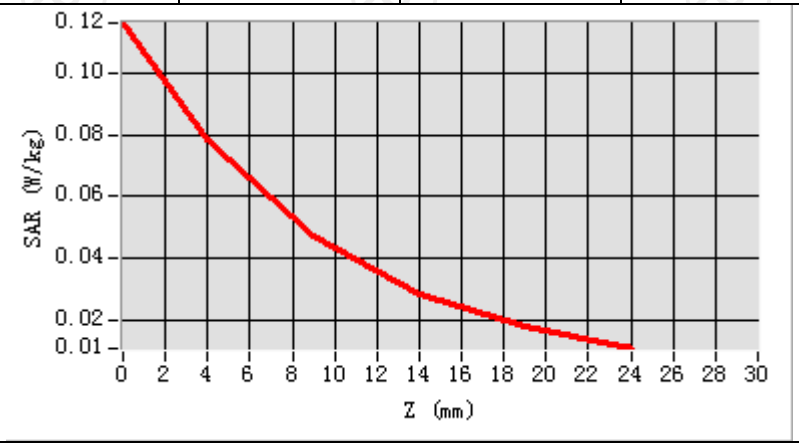

Hot spot position

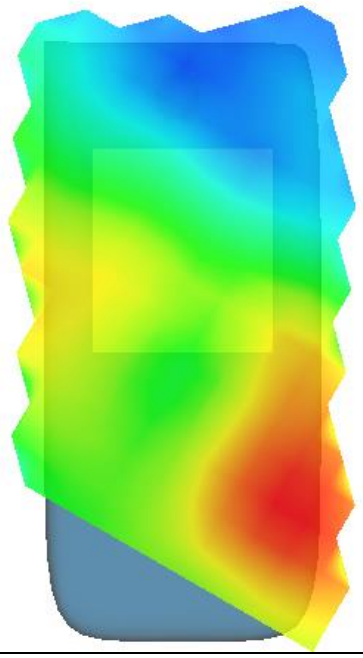

MEASUREMENT 2	
Middle Band SAR (Channel 20175):	Date: 06/26/2019
Frequency (MHz)	1732.500000
Relative permittivity (real part)	53.327521
Relative permittivity (imaginary part)	14.225400
Conductivity (S/m)	1.496530
Variation (%)	-1.900000
Crest Factor	1.0
Probe Conversion factor	4.52
E-Field Probe:	SSE5 (SN 07/15 EP248)
Area Scan	dx=8mm dy=8mm, h= 5.00 mm
ZoomScan	5x5x7,dx=8mm dy=8mm dz=5mm,Complete/ndx=8mm dy=8mm, h= 5.00 mm
Phantom	Validation plane
Device Position	Body back(10mm)
Band	LTE band 4(1 RB#50)
SURFACE SAR	**VOLUME SAR**
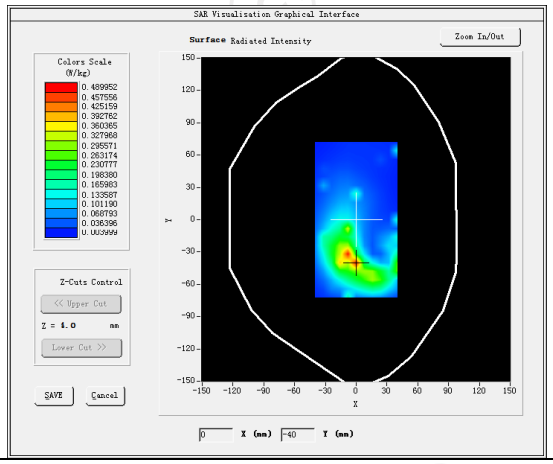	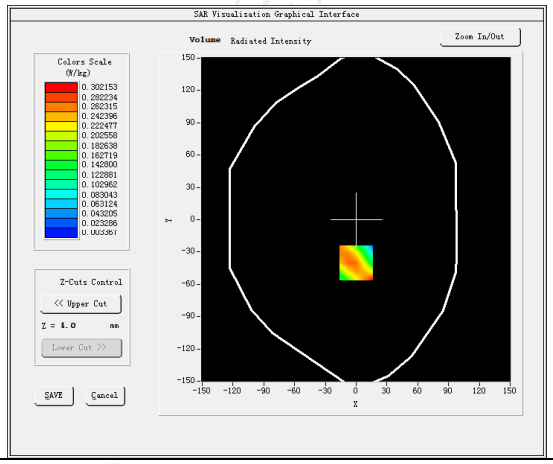
Maximum location: X=0.00, Y=-40.00 SAR Peak: 0.42 W/kg	
SAR 10g (W/Kg)	0.176366
SAR 1g (W/Kg)	0.268357
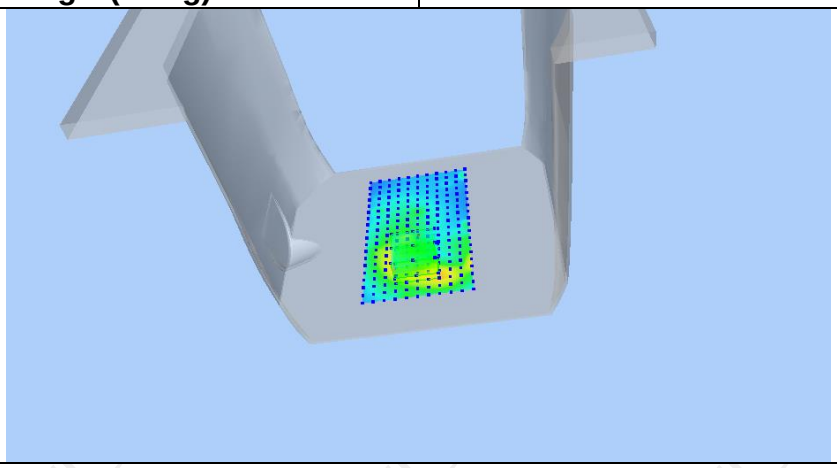	

Z (mm)	0.00	4.00	9.00	14.00	19.00
SAR (W/Kg)	0.4119	0.2688	0.1679	0.1285	0.1271

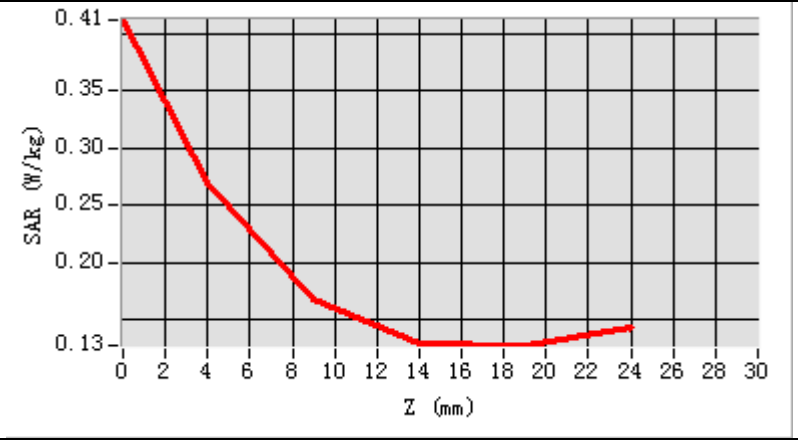

Hot spot position

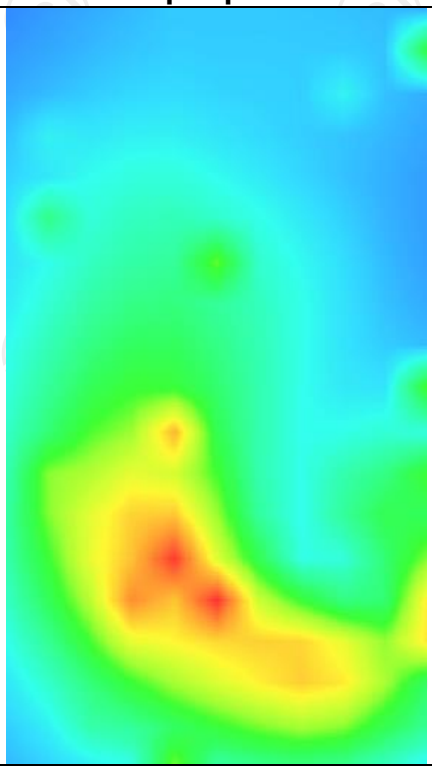

MEASUREMENT 3	
Middle Band SAR (Channel 20175):	Date: 06/26/2019
Frequency (MHz)	1732.500000
Relative permittivity (real part)	53.327521
Relative permittivity (imaginary part)	14.225400
Conductivity (S/m)	1.496530
Variation (%)	-0.140000
Crest Factor	1.0
Probe Conversion factor	4.52
E-Field Probe:	SSE5 (SN 07/15 EP248)
Area Scan	dx=8mm dy=8mm, h= 5.00 mm
ZoomScan	5x5x7,dx=8mm dy=8mm dz=5mm,Complete/ndx=8mm dy=8mm, h= 5.00 mm
Phantom	Validation plane
Device Position	Body back(hotspot 10mm)
Band	LTE band 4(1 RB#50)
SURFACE SAR	**VOLUME SAR**
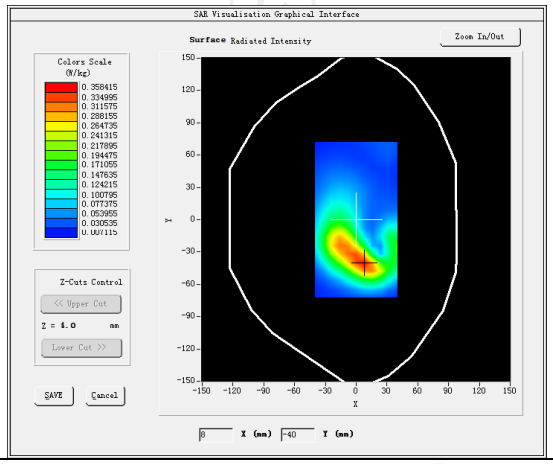	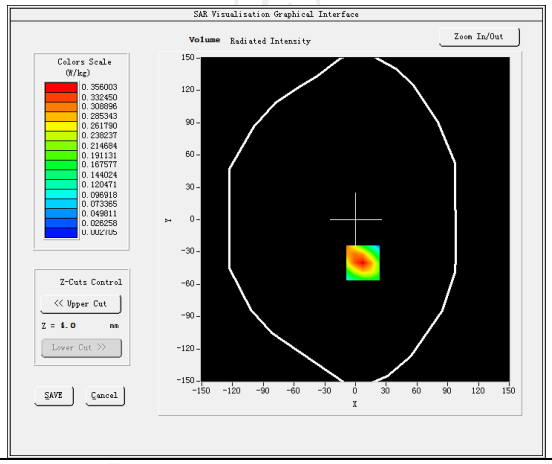
Maximum location: X=7.00, Y=-40.00 SAR Peak: 0.54 W/kg	
SAR 10g (W/Kg)	0.188333
SAR 1g (W/Kg)	0.332650
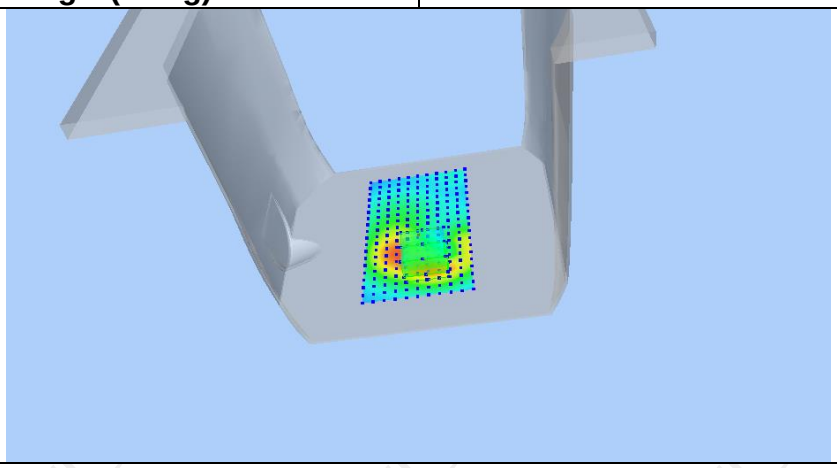	

Z (mm)	0.00	4.00	9.00	14.00	19.00
SAR (W/Kg)	0.5362	0.3560	0.2089	0.1228	0.0739

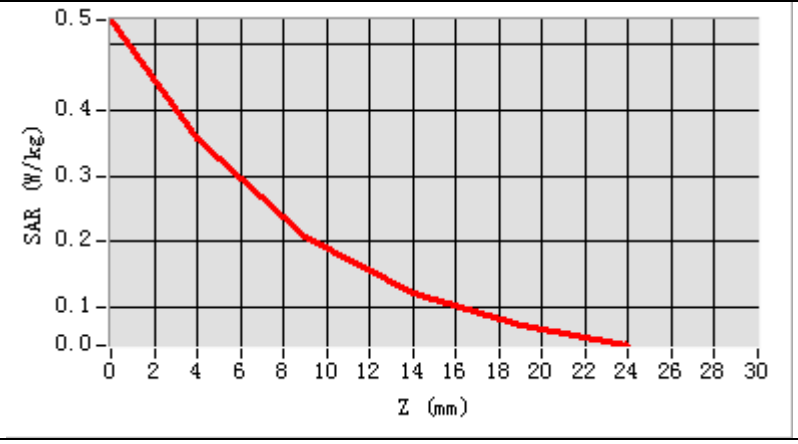

Hot spot position

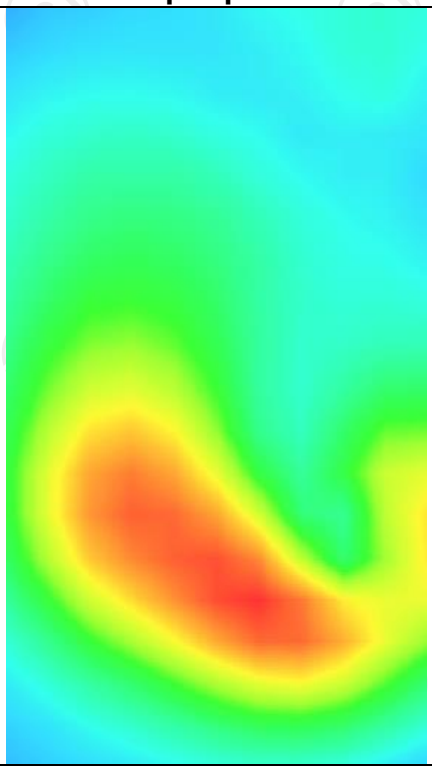

LTE Band 5

MEASUREMENT 1	
Lower Band SAR (Channel 20425):	Date: 06/17/2019
Frequency (MHz)	826.500000
Relative permittivity (real part)	41.426120
Relative permittivity (imaginary part)	12.468850
Conductivity (S/m)	0.861272
Variation (%)	-2.100000
Crest Factor	1.0
Probe Conversion factor	4.38
E-Field Probe:	SSE5 (SN 07/15 EP248)
Area Scan	dx=8mm dy=8mm, h= 5.00 mm
ZoomScan	5x5x7,dx=8mm dy=8mm dz=5mm,Complete/ndx=8mm dy=8mm, h= 5.00 mm
Phantom	Right head
Device Position	Cheek
Band	LTE band 5(1 RB#13)
SURFACE SAR	**VOLUME SAR**
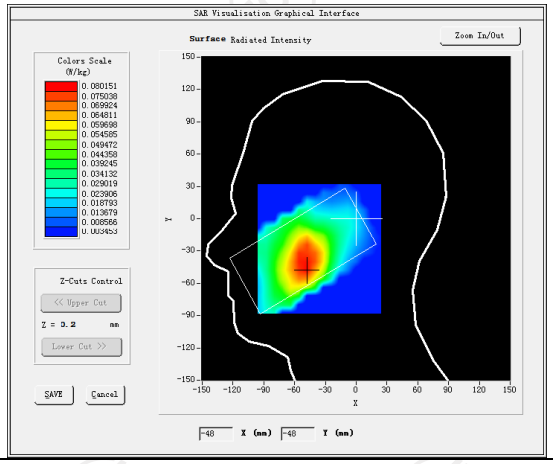	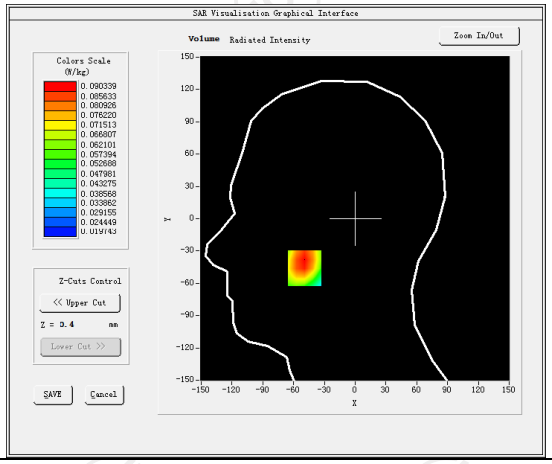
Maximum location: X=-49.00, Y=-46.00 SAR Peak: 0.11 W/kg	
SAR 10g (W/Kg)	0.066758
SAR 1g (W/Kg)	0.087532
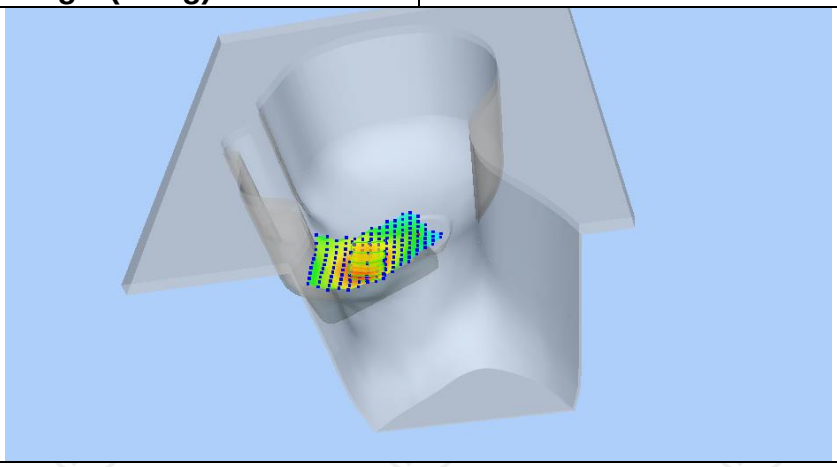	

Z (mm)	0.00	4.00	9.00	14.00	19.00
SAR (W/Kg)	0.1129	0.0882	0.0669	0.0543	0.0476

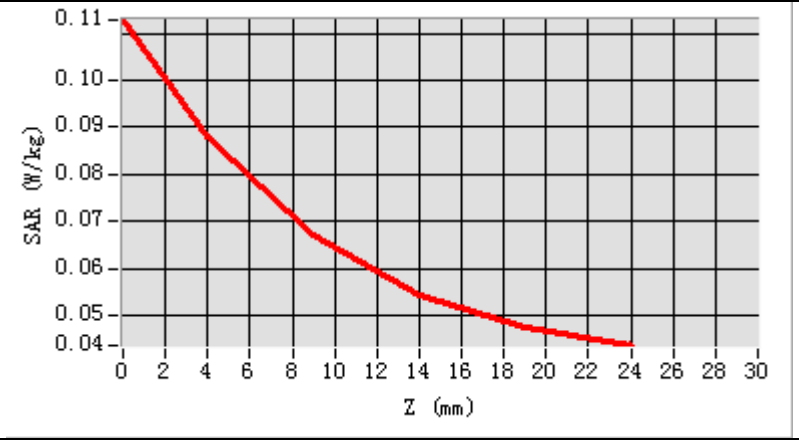

Hot spot position

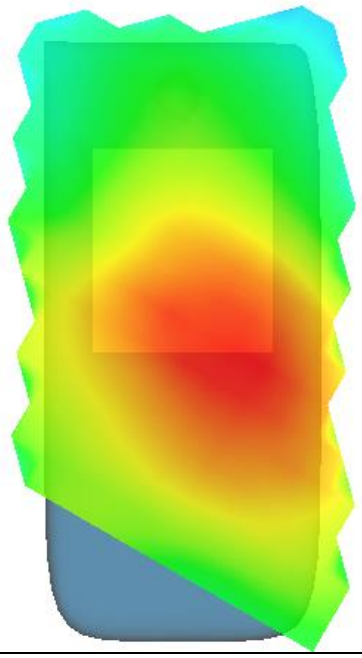

MEASUREMENT 2	
Lower Band SAR (Channel 20425):	Date: 06/17/2019
Frequency (MHz)	826.500000
Relative permittivity (real part)	55.262377
Relative permittivity (imaginary part)	12.468850
Conductivity (S/m)	0.928834
Variation (%)	-1.390000
Crest Factor	1.0
Probe Conversion factor	4.52
E-Field Probe:	SSE5 (SN 07/15 EP248)
Area Scan	dx=8mm dy=8mm, h= 5.00 mm
ZoomScan	5x5x7,dx=8mm dy=8mm dz=5mm,Complete/ndx=8mm dy=8mm, h= 5.00 mm
Phantom	Validation plane
Device Position	Body back(10mm)
Band	LTE band 5(1 RB#13)
SURFACE SAR	**VOLUME SAR**
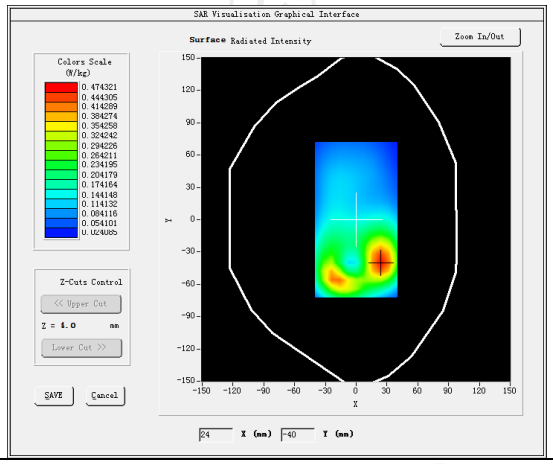	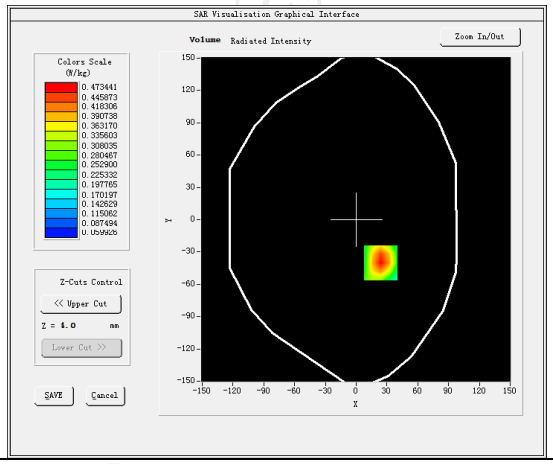
Maximum location: X=24.00, Y=-40.00 SAR Peak: 0.66 W/kg	
SAR 10g (W/Kg)	0.276619
SAR 1g (W/Kg)	0.445995
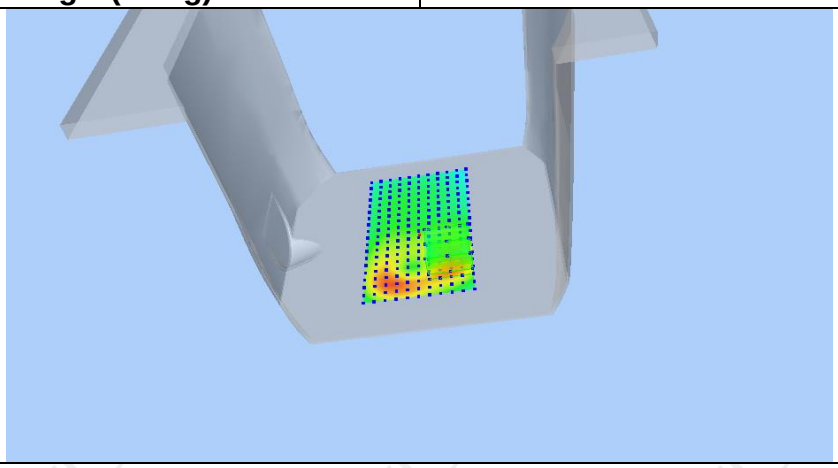	

Z (mm)	0.00	4.00	9.00	14.00	19.00
SAR (W/Kg)	0.6623	0.4734	0.3102	0.2069	0.1427

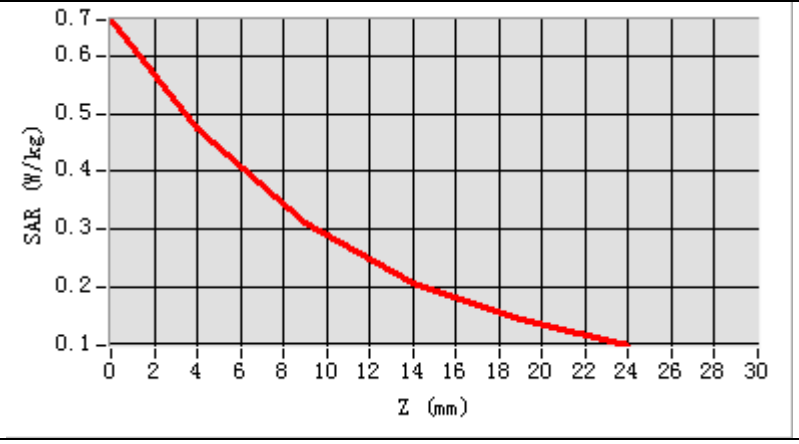

Hot spot position

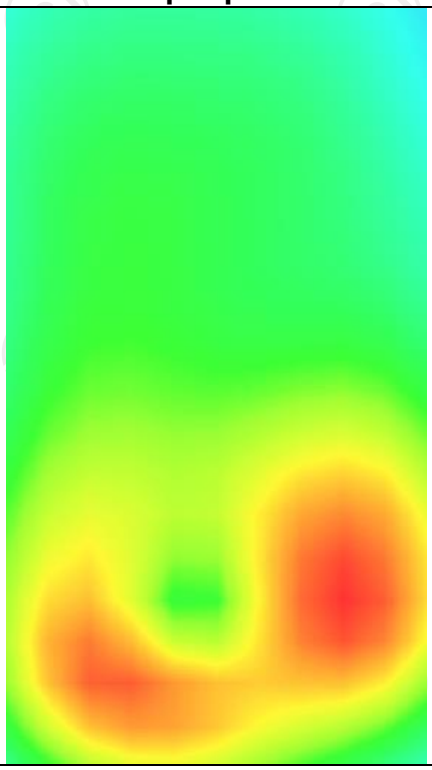

MEASUREMENT 3	
Lower Band SAR (Channel 20425):	Date: 06/17/2019
Frequency (MHz)	826.500000
Relative permittivity (real part)	55.262377
Relative permittivity (imaginary part)	12.468850
Conductivity (S/m)	0.928834
Variation (%)	2.860000
Crest Factor	1.0
Probe Conversion factor	4.52
E-Field Probe:	SSE5 (SN 07/15 EP248)
Area Scan	dx=8mm dy=8mm, h= 5.00 mm
ZoomScan	5x5x7,dx=8mm dy=8mm dz=5mm,Complete/ndx=8mm dy=8mm, h= 5.00 mm
Phantom	Validation plane
Device Position	Body back(hotspot 10mm)
Band	LTE band 5(1 RB#13)
SURFACE SAR	**VOLUME SAR**
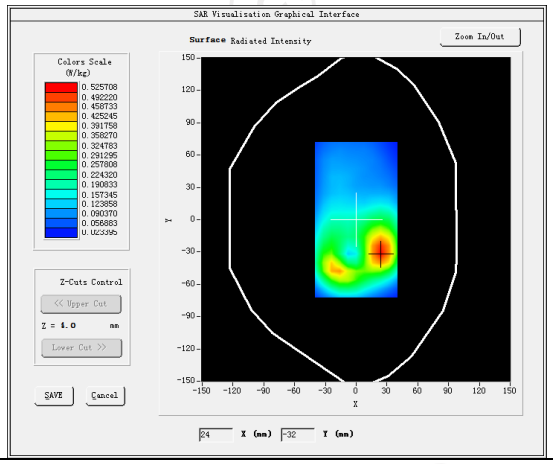	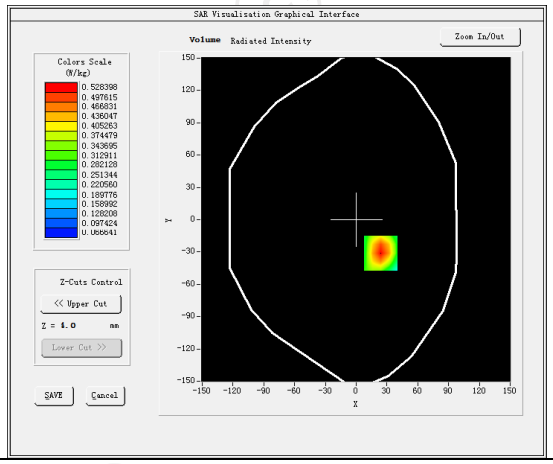
Maximum location: X=24.00, Y=-31.00 SAR Peak: 0.73 W/kg	
SAR 10g (W/Kg)	0.309845
SAR 1g (W/Kg)	0.496949
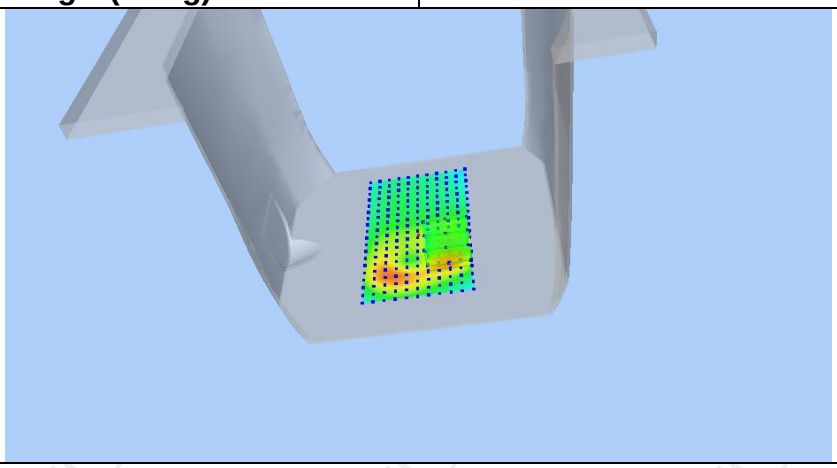	

Z (mm)	0.00	4.00	9.00	14.00	19.00
SAR (W/Kg)	0.7325	0.5284	0.3501	0.2356	0.1632

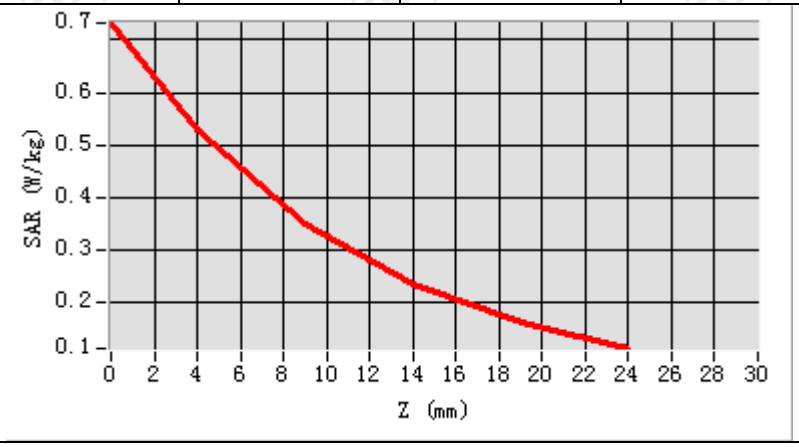

Hot spot position

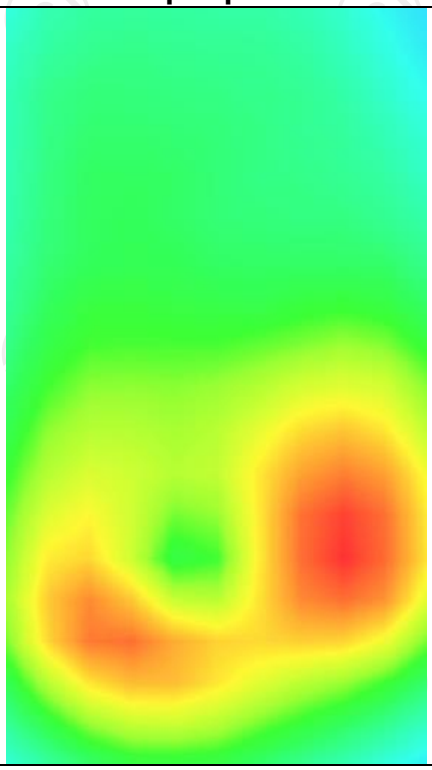

LTE Band 7

MEASUREMENT 1	
Higher Band SAR (Channel 21400):	Date: 08/08/2019
Frequency (MHz)	2565.000000
Relative permittivity (real part)	38.892754
Relative permittivity (imaginary part)	12.468850
Conductivity (S/m)	1.902731
Variation (%)	-1.410000
Crest Factor	1.0
Probe Conversion factor	4.38
E-Field Probe:	SSE5 (SN 07/15 EP248)
Area Scan	dx=8mm dy=8mm, h= 5.00 mm
ZoomScan	5x5x7,dx=8mm dy=8mm dz=5mm,Complete/ndx=8mm dy=8mm, h= 5.00 mm
Phantom	Right head
Device Position	Cheek
Band	LTE band 7(1 RB#25)
SURFACE SAR	**VOLUME SAR**
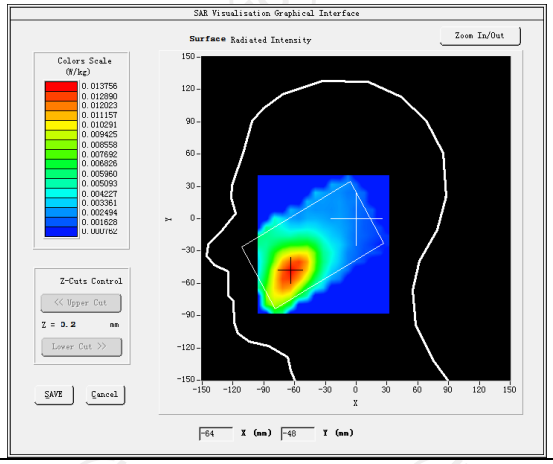	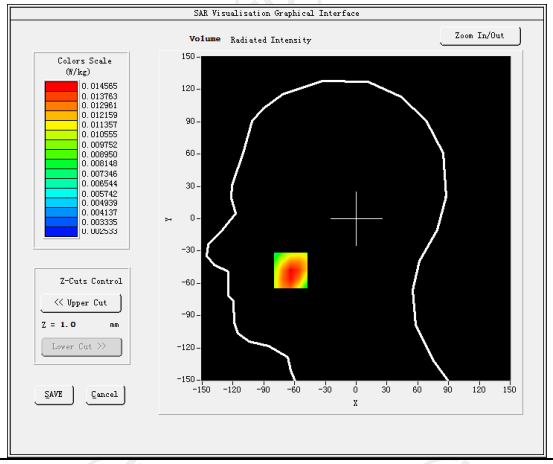
Maximum location: X=-64.00, Y=-48.00 SAR Peak: 0.02 W/kg	
SAR 10g (W/Kg)	0.009976
SAR 1g (W/Kg)	0.017173
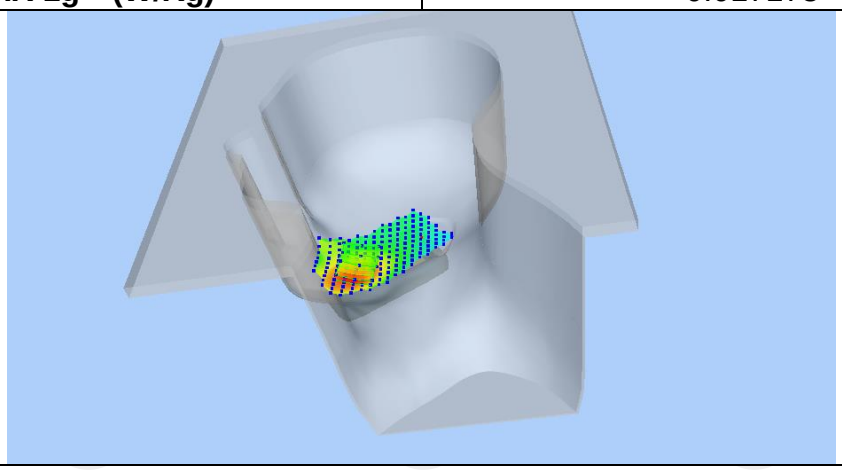	

Z (mm)	0.00	4.00	9.00	14.00	19.00
SAR (W/Kg)	0.0184	0.0146	0.0109	0.0082	0.0063

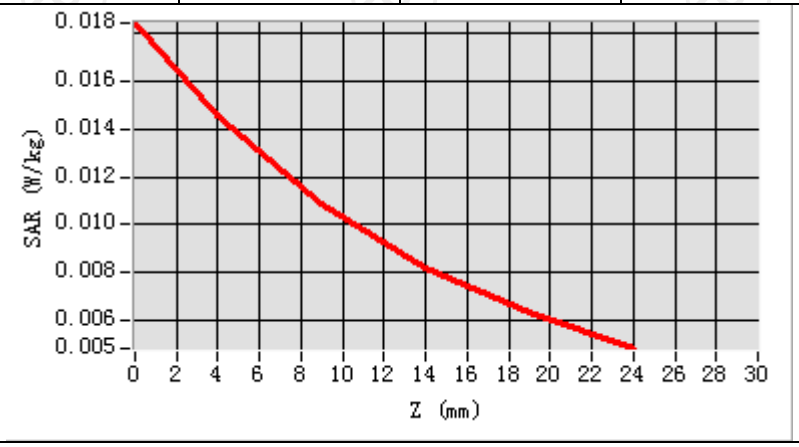

Hot spot position

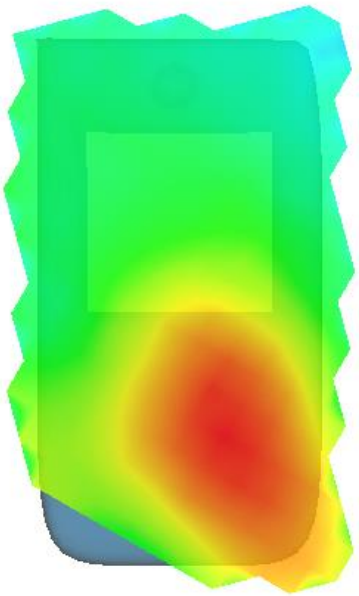

MEASUREMENT 2	
Higher Band SAR (Channel 21400):	Date: 08/08/2019
Frequency (MHz)	2565.000000
Relative permittivity (real part)	52.131509
Relative permittivity (imaginary part)	12.468850
Conductivity (S/m)	2.128245
Variation (%)	-4.400000
Crest Factor	1.0
Probe Conversion factor	4.52
E-Field Probe:	SSE5 (SN 07/15 EP248)
Area Scan	dx=8mm dy=8mm, h= 5.00 mm
ZoomScan	5x5x7,dx=8mm dy=8mm dz=5mm,Complete/ndx=8mm dy=8mm, h= 5.00 mm
Phantom	Validation plane
Device Position	Body back(10mm)
Band	LTE band 7(1 RB#25)
SURFACE SAR	**VOLUME SAR**
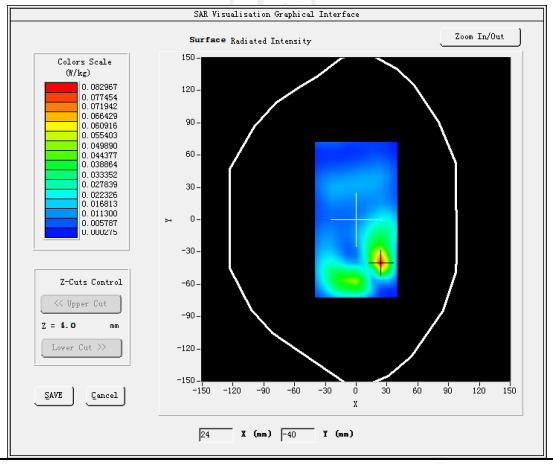	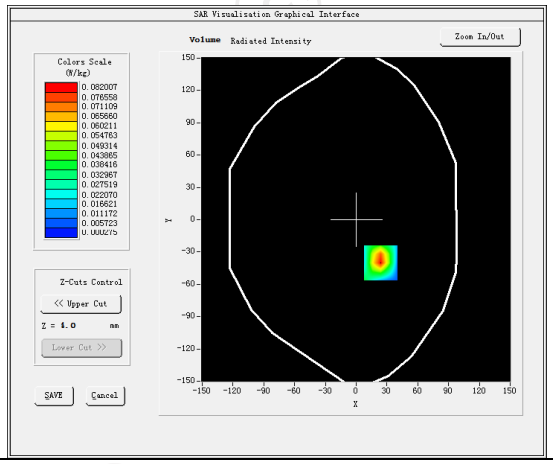
Maximum location: X=24.00, Y=-40.00 SAR Peak: 0.13 W/kg	
SAR 10g (W/Kg)	0.035573
SAR 1g (W/Kg)	0.074576
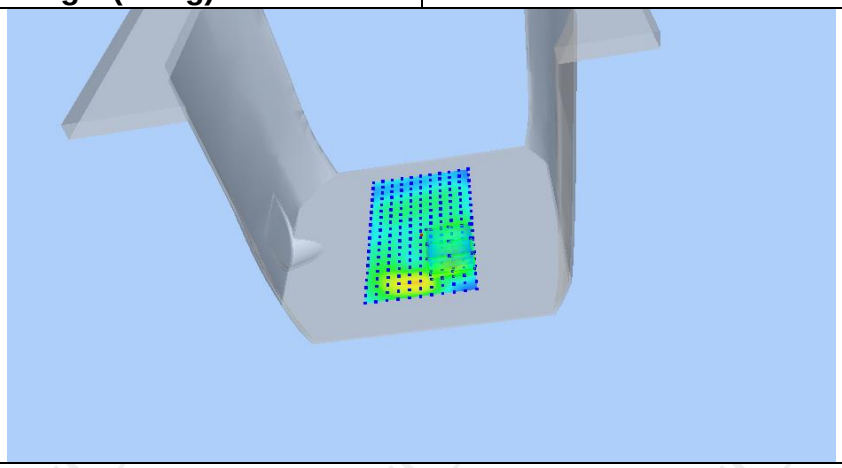	

Z (mm)	0.00	4.00	9.00	14.00	19.00
SAR (W/Kg)	0.1216	0.0820	0.0482	0.0271	0.0144

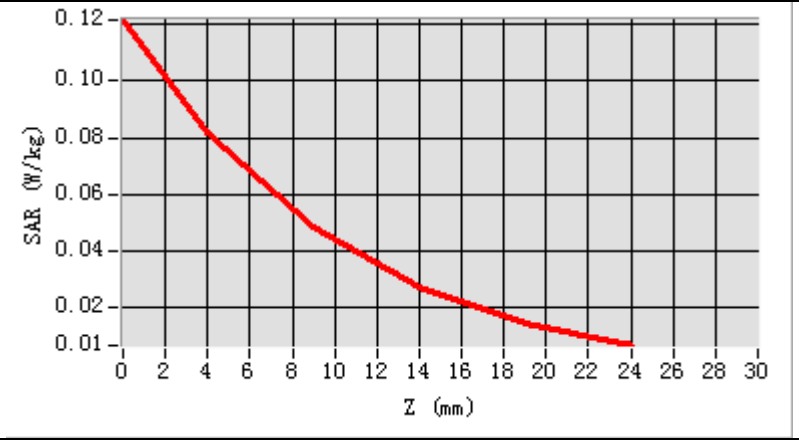

Hot spot position

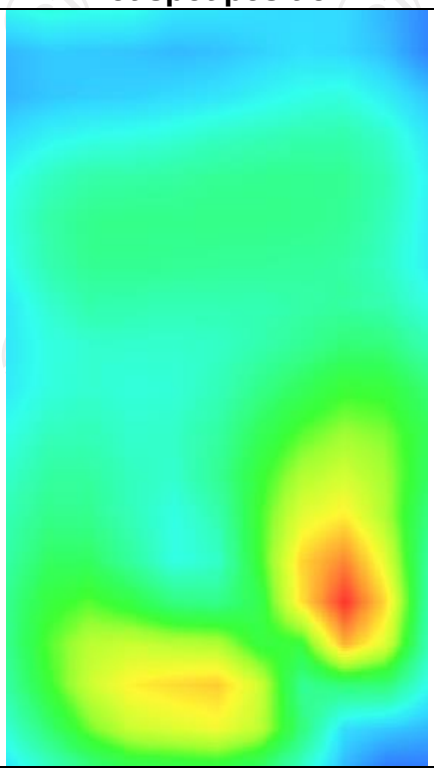

MEASUREMENT 3	
Higher Band SAR (Channel 21400):	Date: 08/08/2019
Frequency (MHz)	2565.000000
Relative permittivity (real part)	52.131509
Relative permittivity (imaginary part)	12.468850
Conductivity (S/m)	2.128245
Variation (%)	0.960000
Crest Factor	1.0
Probe Conversion factor	4.52
E-Field Probe:	SSE5 (SN 07/15 EP248)
Area Scan	dx=8mm dy=8mm, h= 5.00 mm
ZoomScan	5x5x7,dx=8mm dy=8mm dz=5mm,Complete/ndx=8mm dy=8mm, h= 5.00 mm
Phantom	Validation plane
Device Position	Body back(hotspot 10mm)
Band	LTE band 7(1 RB#25)
SURFACE SAR	**VOLUME SAR**
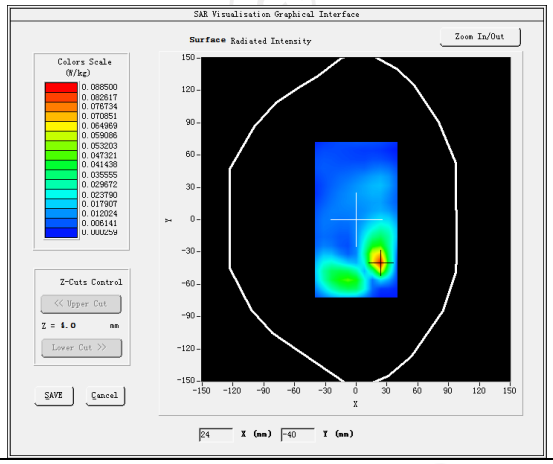	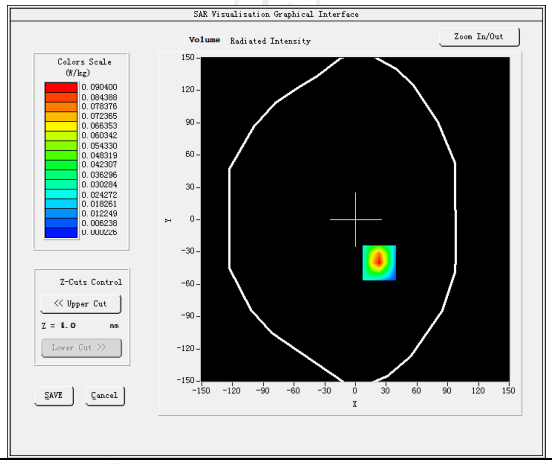
Maximum location: X=23.00, Y=-40.00 SAR Peak: 0.14 W/kg	
SAR 10g (W/Kg)	0.038768
SAR 1g (W/Kg)	0.082448

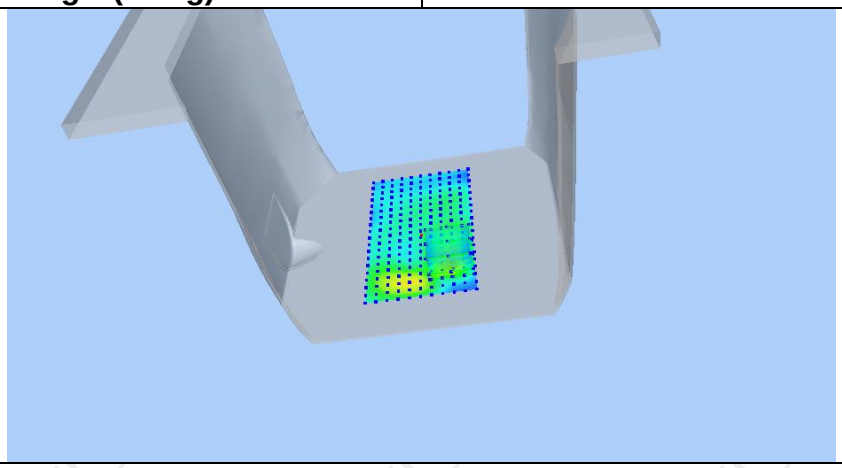

Z (mm)	0.00	4.00	9.00	14.00	19.00
SAR (W/Kg)	0.1363	0.0904	0.0520	0.0288	0.0152

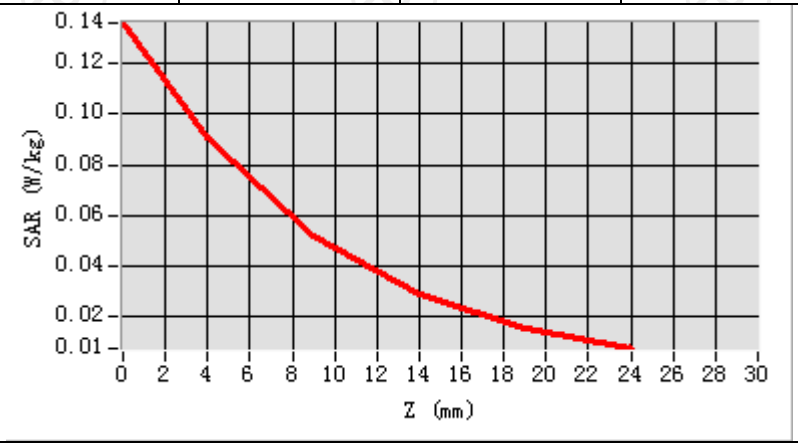

Hot spot position

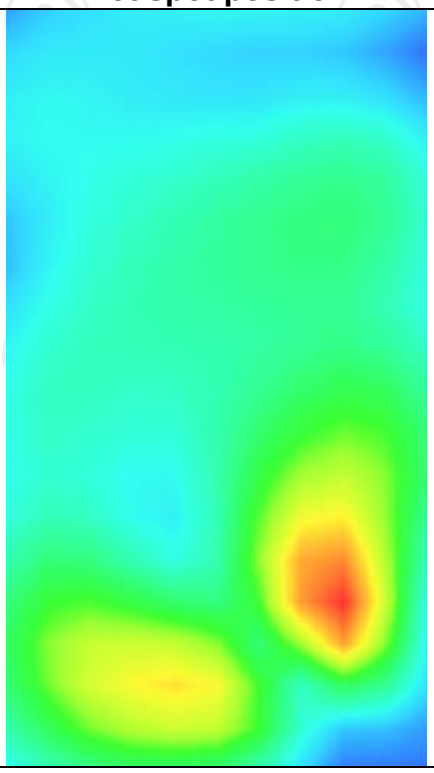

LTE Band 12

MEASUREMENT 1	
Middle Band SAR (Channel 23095):	Date: 06/17/2019
Frequency (MHz)	707.500000
Relative permittivity (real part)	41.432883
Relative permittivity (imaginary part)	18.129634
Conductivity (S/m)	0.857241
Variation (%)	-3.460000
Crest Factor	1.0
Probe Conversion factor	4.38
E-Field Probe:	SSE5 (SN 07/15 EP248)
Area Scan	dx=8mm dy=8mm, h= 5.00 mm
ZoomScan	5x5x7,dx=8mm dy=8mm dz=5mm,Complete/ndx=8mm dy=8mm, h= 5.00 mm
Phantom	Right head
Device Position	Cheek
Band	LTE band 12(1 RB#13)
SURFACE SAR	**VOLUME SAR**
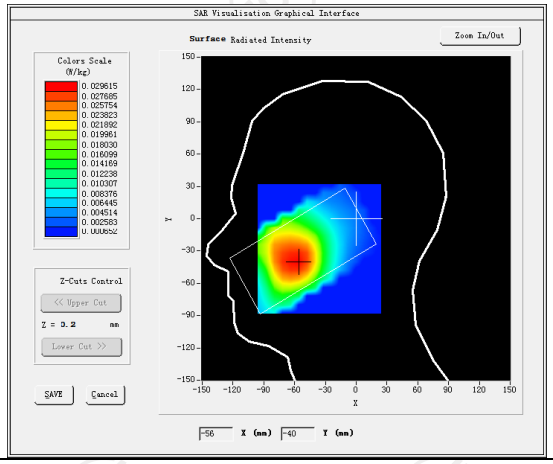	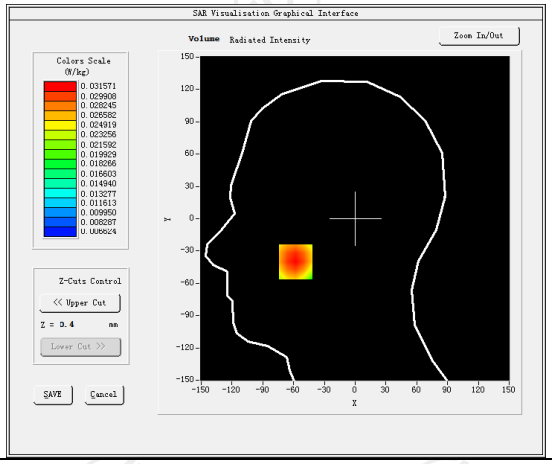
Maximum location: X=-58.00, Y=-40.00 SAR Peak: 0.04 W/kg	
SAR 10g (W/Kg)	0.023862
SAR 1g (W/Kg)	0.031161
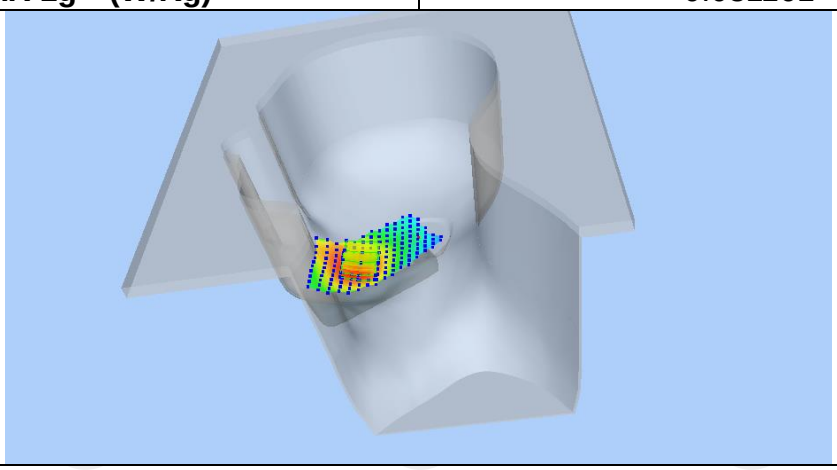	

Z (mm)	0.00	4.00	9.00	14.00	19.00
SAR (W/Kg)	0.0366	0.0316	0.0260	0.0212	0.0170

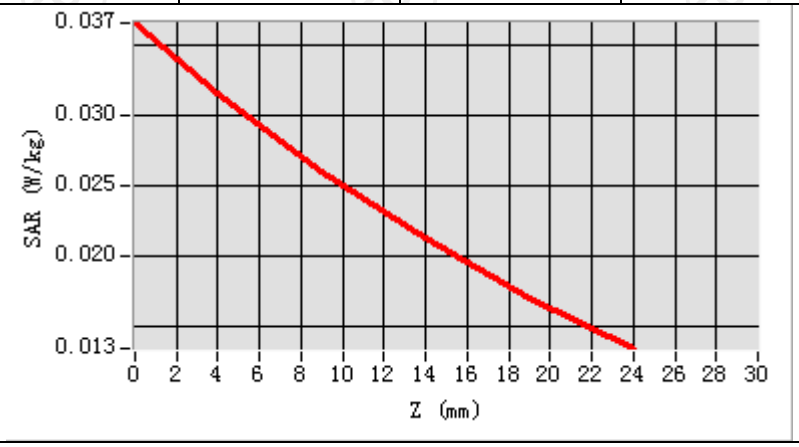

Hot spot position

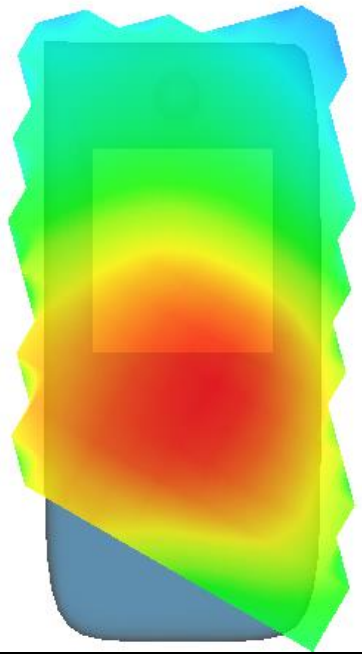

MEASUREMENT 2	
Middle Band SAR (Channel 23095):	Date: 06/17/2019
Frequency (MHz)	707.500000
Relative permittivity (real part)	55.242927
Relative permittivity (imaginary part)	21.378266
Conductivity (S/m)	0.941230
Variation (%)	0.660000
Crest Factor	1.0
Probe Conversion factor	4.52
E-Field Probe:	SSE5 (SN 07/15 EP248)
Area Scan	dx=8mm dy=8mm, h= 5.00 mm
ZoomScan	5x5x7,dx=8mm dy=8mm dz=5mm,Complete/ndx=8mm dy=8mm, h= 5.00 mm
Phantom	Validation plane
Device Position	Body back(10mm)
Band	LTE band 12(1 RB#13)
SURFACE SAR	**VOLUME SAR**
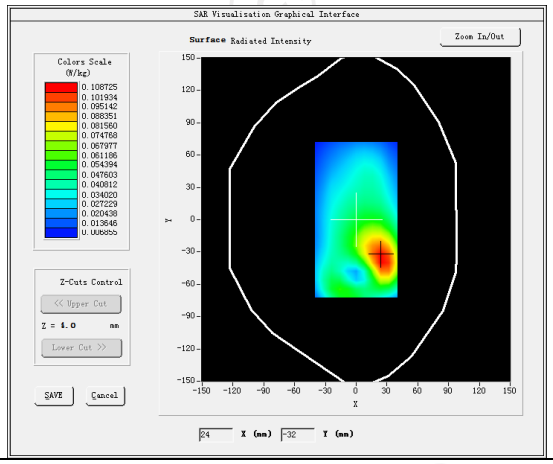	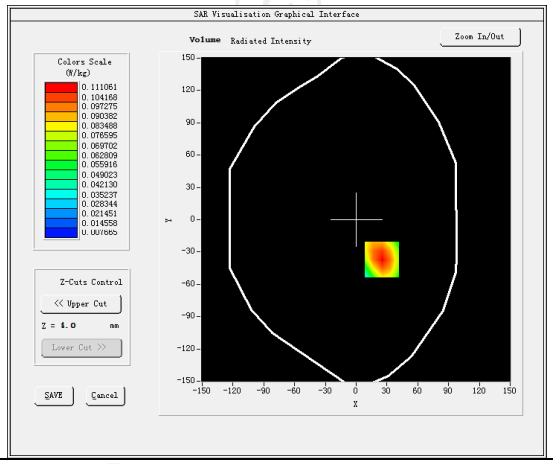
Maximum location: X=25.00, Y=-37.00 SAR Peak: 0.15 W/kg	
SAR 10g (W/Kg)	0.070729
SAR 1g (W/Kg)	0.111487
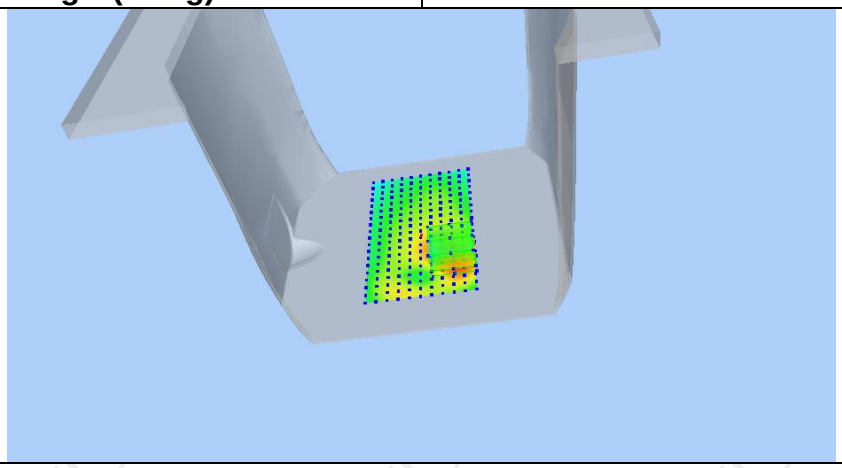	

Z (mm)	0.00	4.00	9.00	14.00	19.00
SAR (W/Kg)	0.1543	0.1111	0.0732	0.0489	0.0335

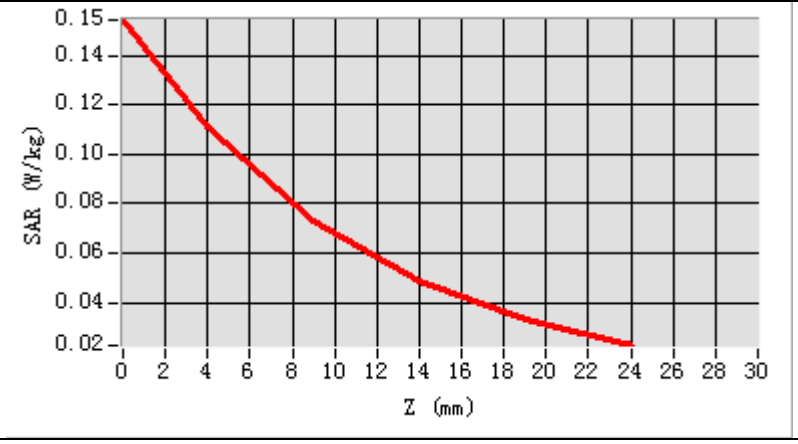

Hot spot position

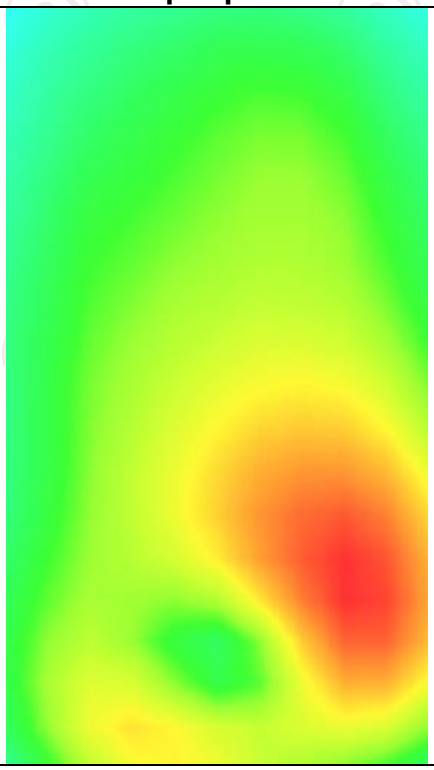

MEASUREMENT 3	
Middle Band SAR (Channel 23095):	Date: 06/17/2019
Frequency (MHz)	707.500000
Relative permittivity (real part)	55.242927
Relative permittivity (imaginary part)	21.378266
Conductivity (S/m)	0.941230
Variation (%)	-0.650000
Crest Factor	1.0
Probe Conversion factor	4.52
E-Field Probe:	SSE5 (SN 07/15 EP248)
Area Scan	dx=8mm dy=8mm, h= 5.00 mm
ZoomScan	5x5x7,dx=8mm dy=8mm dz=5mm,Complete/ndx=8mm dy=8mm, h= 5.00 mm
Phantom	Validation plane
Device Position	Body back(hotspot 10mm)
Band	LTE band 12(1 RB#13)
SURFACE SAR	**VOLUME SAR**
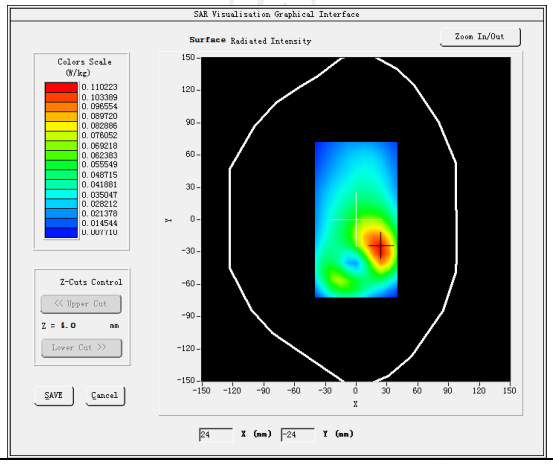	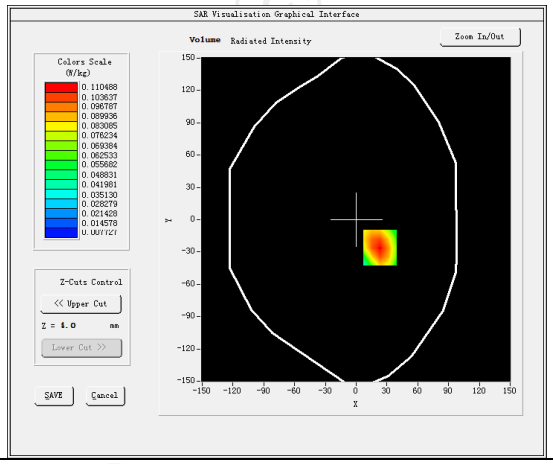
Maximum location: X=23.00, Y=-26.00 SAR Peak: 0.15 W/kg	
SAR 10g (W/Kg)	0.070423
SAR 1g (W/Kg)	0.110953
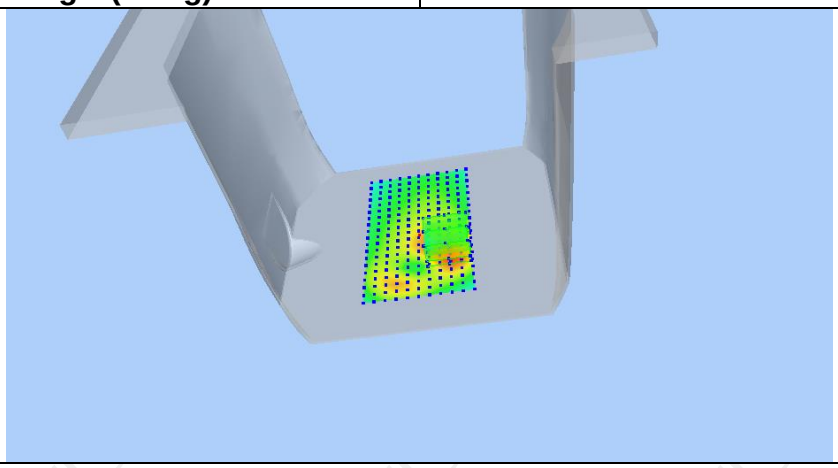	

Z (mm)	0.00	4.00	9.00	14.00	19.00
SAR (W/Kg)	0.1518	0.1105	0.0738	0.0496	0.0339

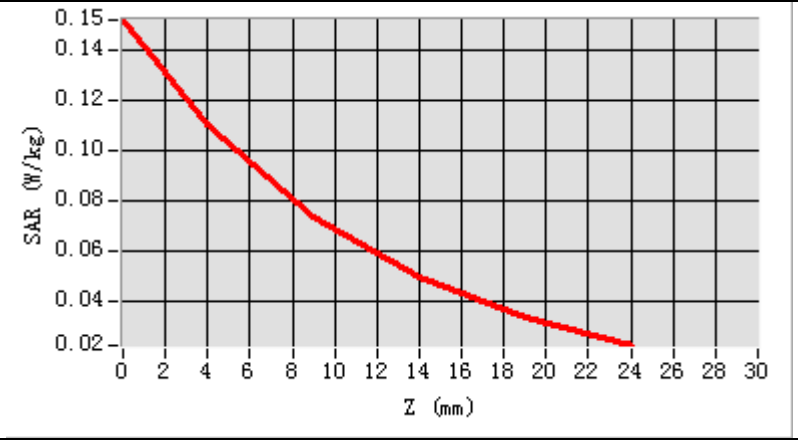

Hot spot position

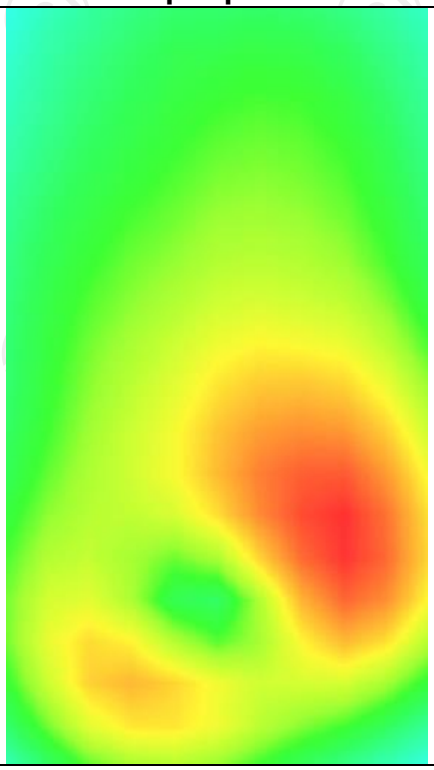

LTE Band 13

MEASUREMENT 1	
Lower Band SAR (Channel 23205):	Date: 06/17/2019
Frequency (MHz)	779.500000
Relative permittivity (real part)	41.426120
Relative permittivity (imaginary part)	12.468850
Conductivity (S/m)	0.861272
Variation (%)	-3.670000
Crest Factor	1.0
Probe Conversion factor	4.38
E-Field Probe:	SSE5 (SN 07/15 EP248)
Area Scan	dx=8mm dy=8mm, h= 5.00 mm
ZoomScan	5x5x7,dx=8mm dy=8mm dz=5mm,Complete/ndx=8mm dy=8mm, h= 5.00 mm
Phantom	Right head
Device Position	Cheek
Band	LTE band 13(1 RB#13)
SURFACE SAR	**VOLUME SAR**
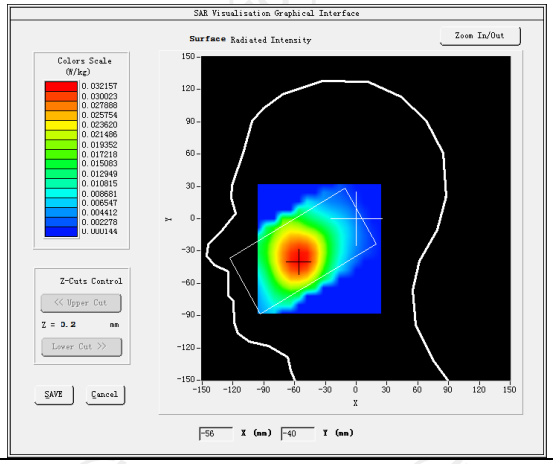	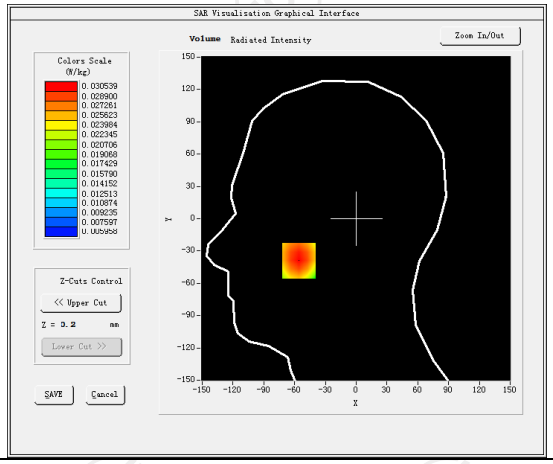
Maximum location: X=-56.00, Y=-39.00 SAR Peak: 0.04 W/kg	
SAR 10g (W/Kg)	0.022299
SAR 1g (W/Kg)	0.029527
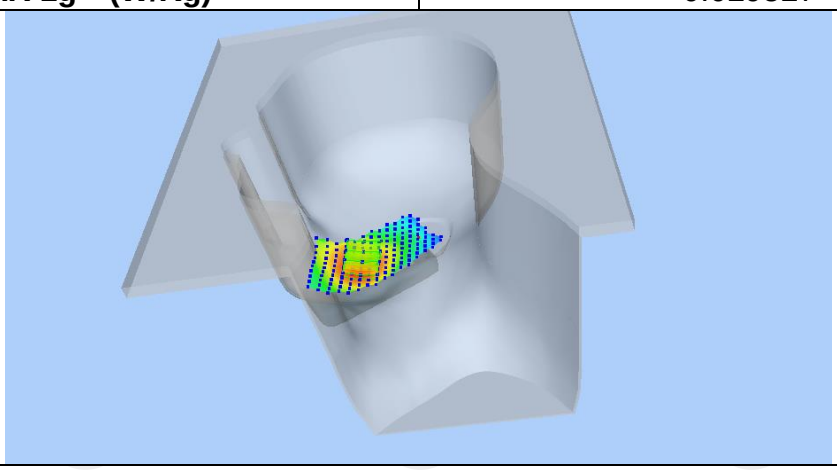	

Z (mm)	0.00	4.00	9.00	14.00	19.00
SAR (W/Kg)	0.0356	0.0305	0.0249	0.0199	0.0157

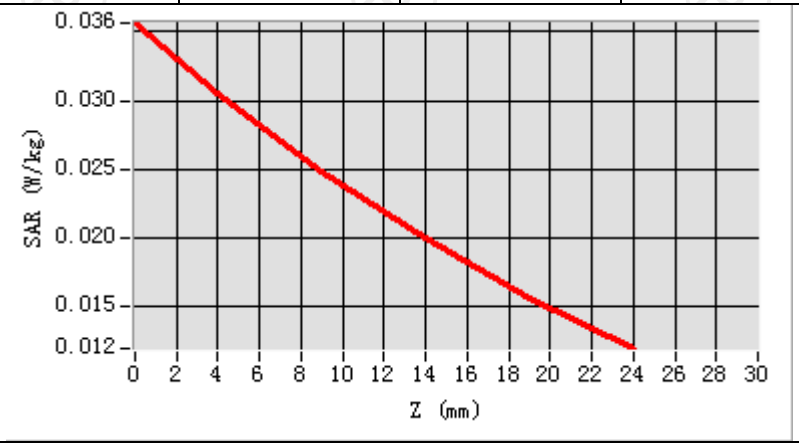

Hot spot position

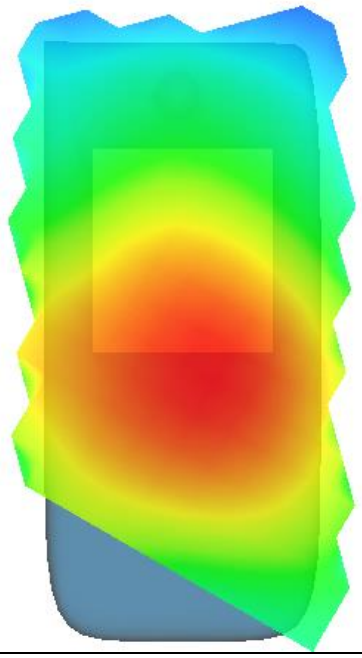

MEASUREMENT 2	
Lower Band SAR (Channel 23205):	Date: 06/17/2019
Frequency (MHz)	779.500000
Relative permittivity (real part)	55.262377
Relative permittivity (imaginary part)	12.468850
Conductivity (S/m)	0.928834
Variation (%)	-0.770000
Crest Factor	1.0
Probe Conversion factor	4.52
E-Field Probe:	SSE5 (SN 07/15 EP248)
Area Scan	dx=8mm dy=8mm, h= 5.00 mm
ZoomScan	5x5x7,dx=8mm dy=8mm dz=5mm,Complete/ndx=8mm dy=8mm, h= 5.00 mm
Phantom	Validation plane
Device Position	Body back(10mm)
Band	LTE band 13(1 RB#13)
SURFACE SAR	**VOLUME SAR**
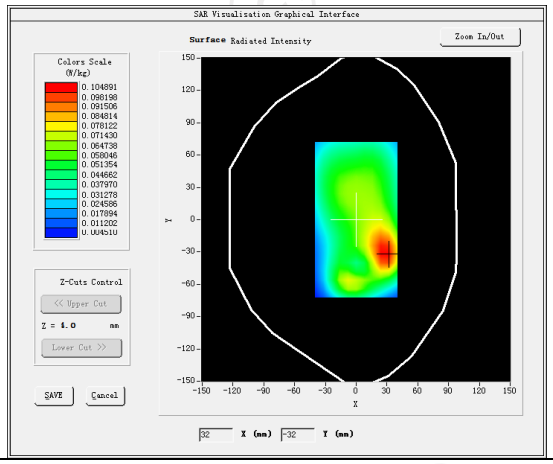	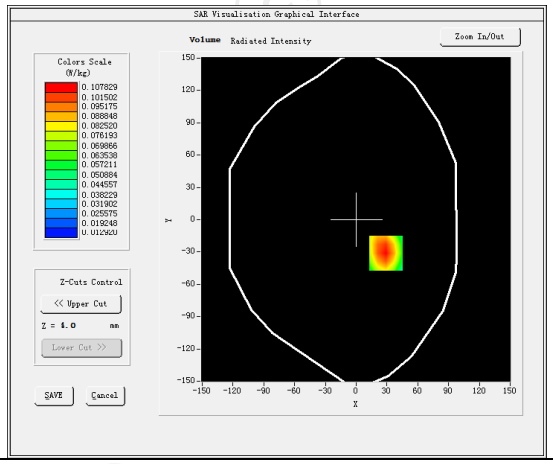
Maximum location: X=29.00, Y=-31.00 SAR Peak: 0.15 W/kg	
SAR 10g (W/Kg)	0.068206
SAR 1g (W/Kg)	0.108369
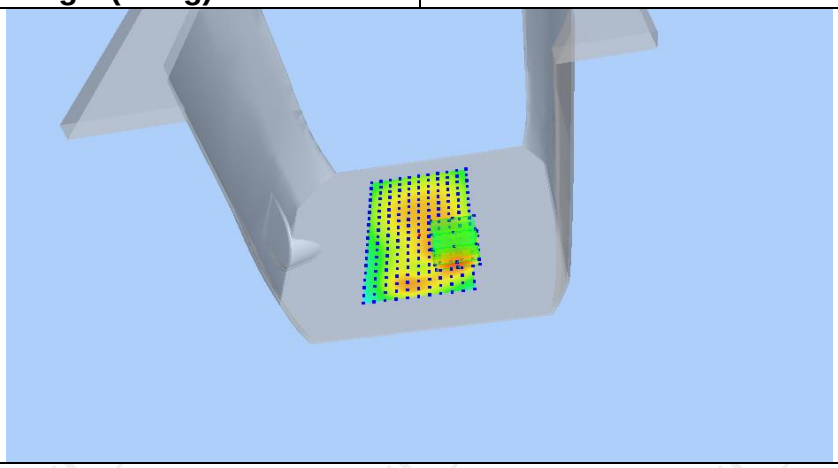	

Z (mm)	0.00	4.00	9.00	14.00	19.00
SAR (W/Kg)	0.1494	0.1078	0.0713	0.0475	0.0322

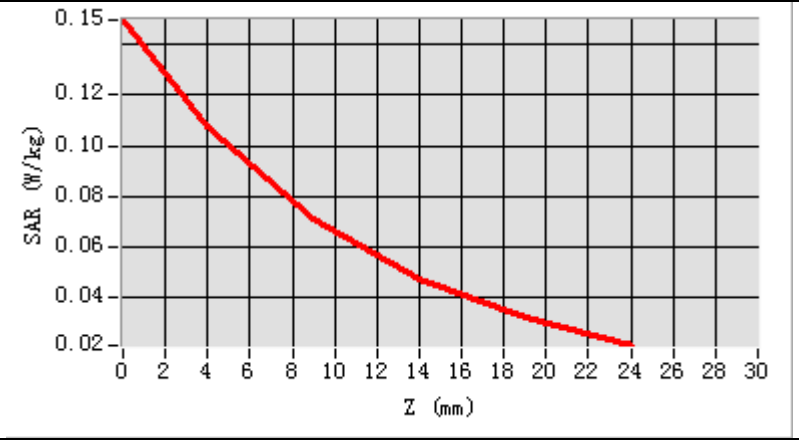

Hot spot position

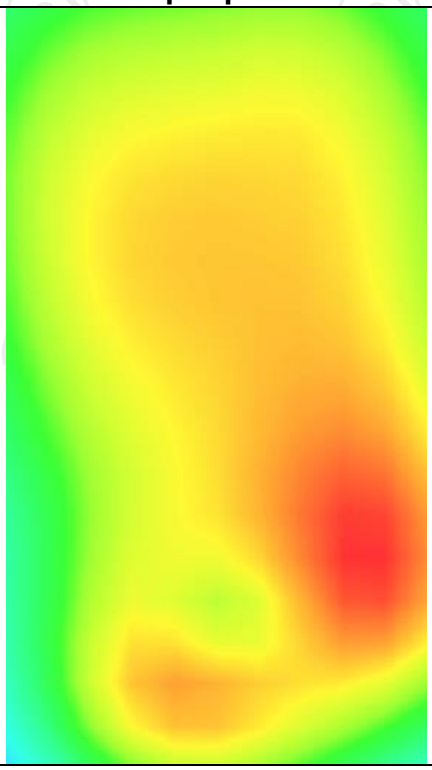

MEASUREMENT 3	
Lower Band SAR (Channel 23205):	Date: 06/17/2019
Frequency (MHz)	779.500000
Relative permittivity (real part)	55.262377
Relative permittivity (imaginary part)	12.468850
Conductivity (S/m)	0.928834
Variation (%)	-0.640000
Crest Factor	1.0
Probe Conversion factor	4.52
E-Field Probe:	SSE5 (SN 07/15 EP248)
Area Scan	dx=8mm dy=8mm, h= 5.00 mm
ZoomScan	5x5x7,dx=8mm dy=8mm dz=5mm,Complete/ndx=8mm dy=8mm, h= 5.00 mm
Phantom	Validation plane
Device Position	Body back(hotspot 10mm)
Band	LTE band 13(1 RB#13)
SURFACE SAR	**VOLUME SAR**
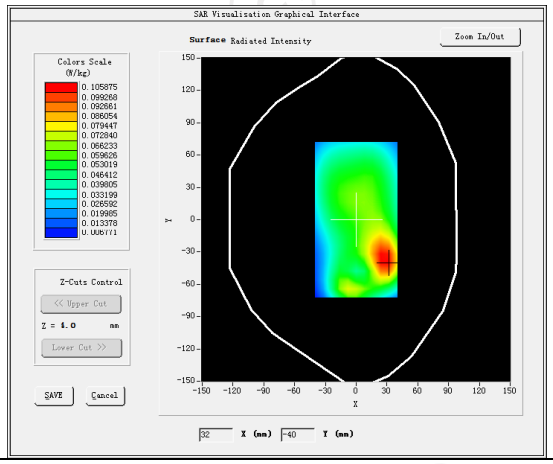	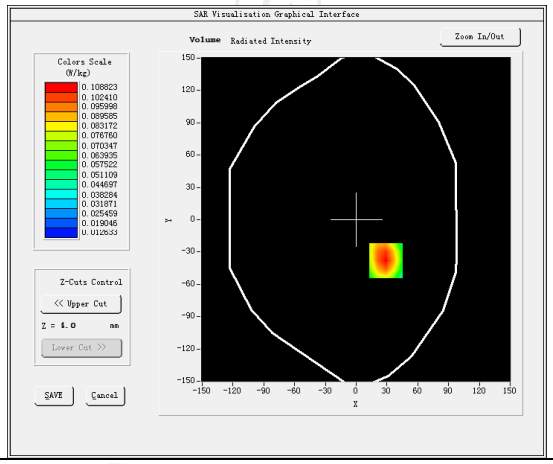
Maximum location: X=29.00, Y=-38.00 SAR Peak: 0.15 W/kg	
SAR 10g (W/Kg)	0.068553
SAR 1g (W/Kg)	0.109337
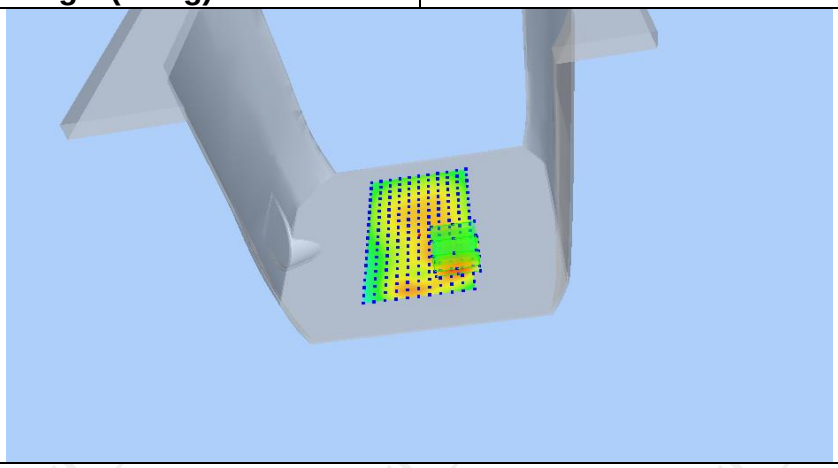	

Z (mm)	0.00	4.00	9.00	14.00	19.00
SAR (W/Kg)	0.1508	0.1088	0.0718	0.0477	0.0323

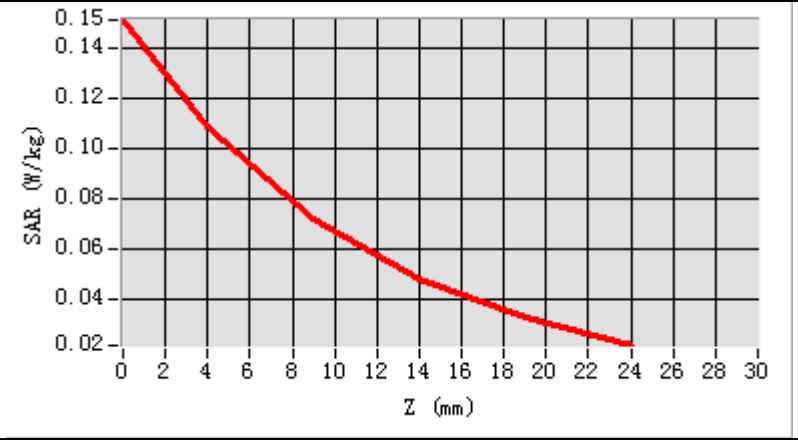

Hot spot position

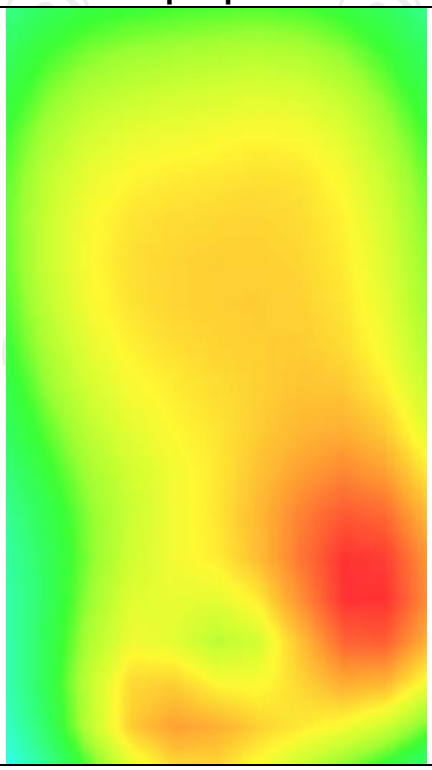

LTE Band 17

MEASUREMENT 1	
Higher Band SAR (Channel 23800):	Date: 06/17/2019
Frequency (MHz)	711.000000
Relative permittivity (real part)	40.392517
Relative permittivity (imaginary part)	12.468850
Conductivity (S/m)	0.881392
Variation (%)	-2.710000
Crest Factor	1.0
Probe Conversion factor	4.38
E-Field Probe:	SSE5 (SN 07/15 EP248)
Area Scan	dx=8mm dy=8mm, h= 5.00 mm
ZoomScan	5x5x7,dx=8mm dy=8mm dz=5mm,Complete/ndx=8mm dy=8mm, h= 5.00 mm
Phantom	Right head
Device Position	Cheek
Band	LTE band 17(1 RB#25)
SURFACE SAR	**VOLUME SAR**
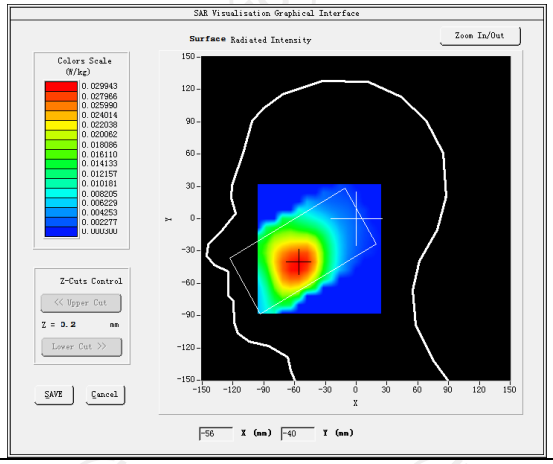	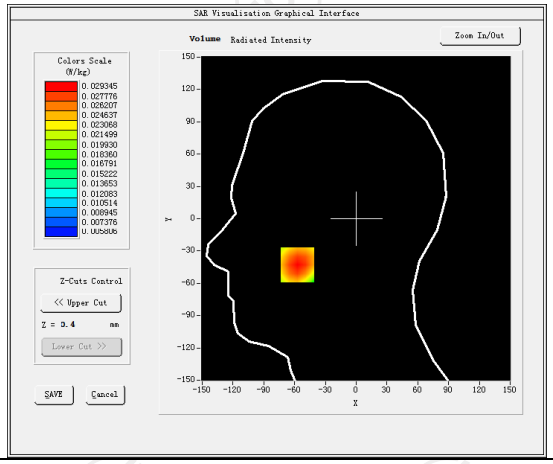
Maximum location: X=-57.00, Y=-43.00 SAR Peak: 0.03 W/kg	
SAR 10g (W/Kg)	0.021811
SAR 1g (W/Kg)	0.028854
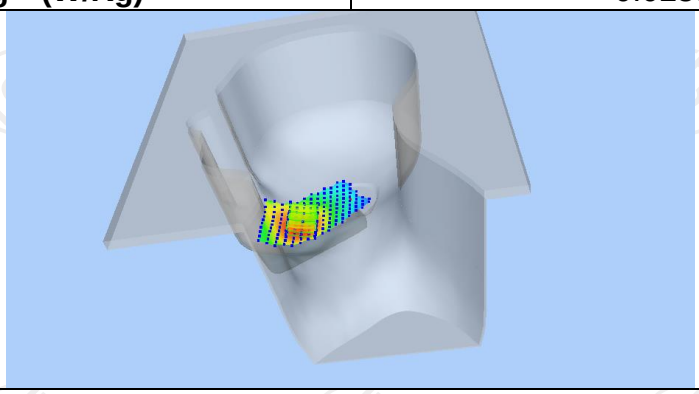	

Z (mm)	0.00	4.00	9.00	14.00	19.00
SAR (W/Kg)	0.0340	0.0293	0.0241	0.0195	0.0154

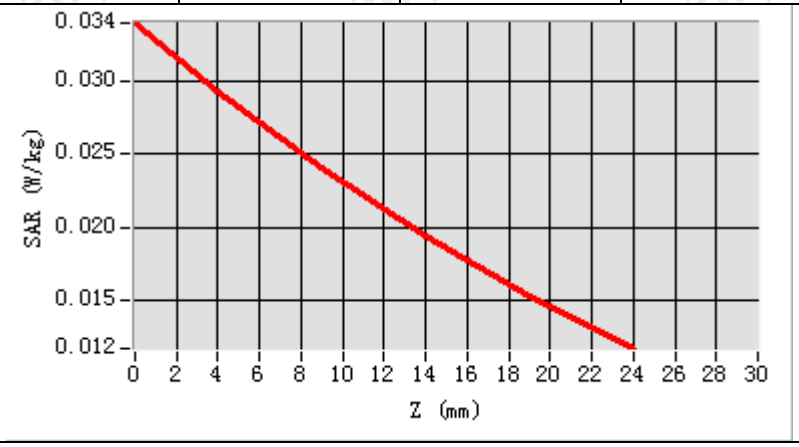

Hot spot position

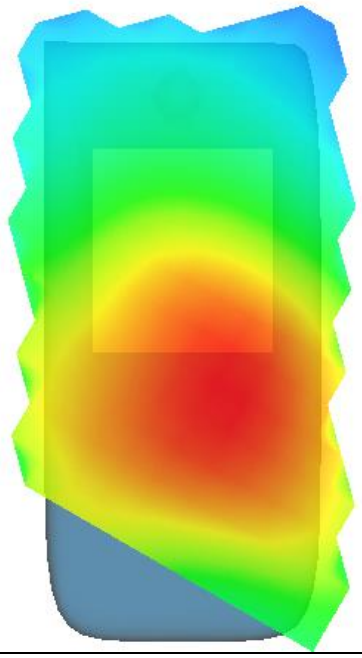

MEASUREMENT 2	
Higher Band SAR (Channel 23800):	Date: 06/17/2019
Frequency (MHz)	711.000000
Relative permittivity (real part)	55.211270
Relative permittivity (imaginary part)	12.468850
Conductivity (S/m)	0.873024
Variation (%)	-3.100000
Crest Factor	1.0
Probe Conversion factor	4.52
E-Field Probe:	SSE5 (SN 07/15 EP248)
Area Scan	dx=8mm dy=8mm, h= 5.00 mm
ZoomScan	5x5x7,dx=8mm dy=8mm dz=5mm,Complete/ndx=8mm dy=8mm, h= 5.00 mm
Phantom	Validation plane
Device Position	Body back(0mm)
Band	LTE band 17(1 RB#25)
SURFACE SAR	**VOLUME SAR**
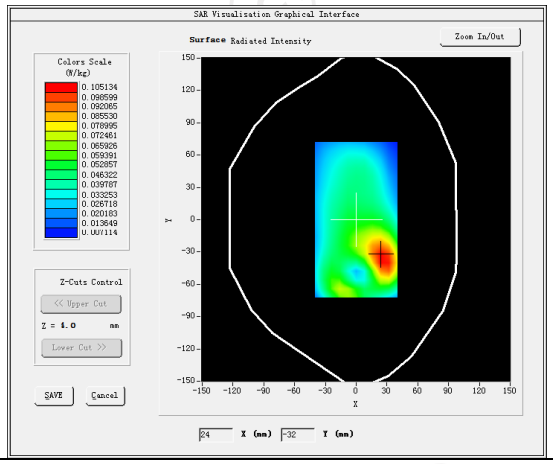	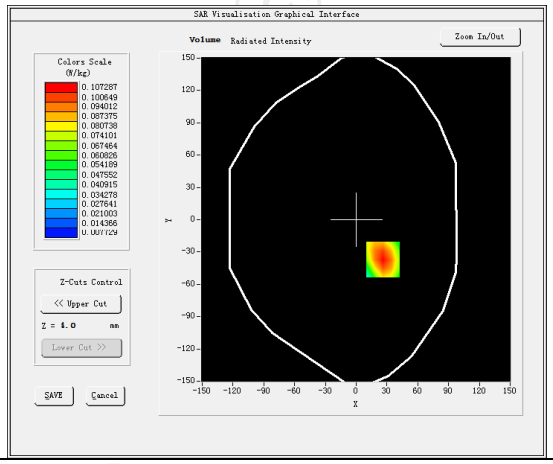
Maximum location: X=26.00, Y=-37.00 SAR Peak: 0.15 W/kg	
SAR 10g (W/Kg)	0.067521
SAR 1g (W/Kg)	0.107375
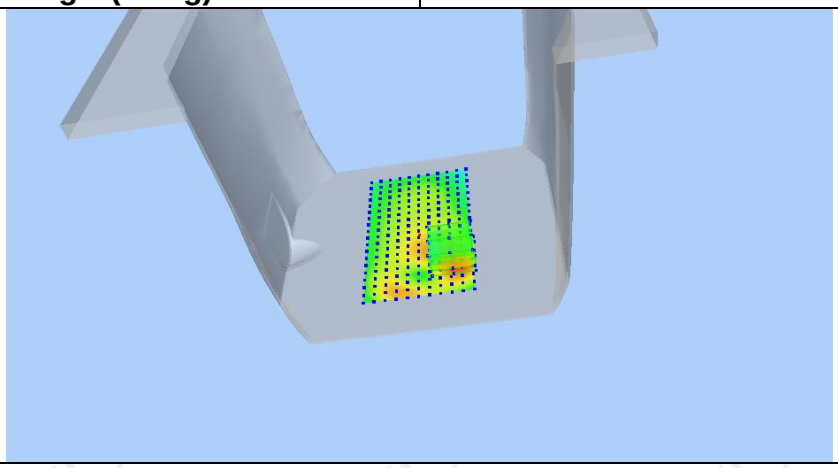	

Z (mm)	0.00	4.00	9.00	14.00	19.00
SAR (W/Kg)	0.1488	0.1073	0.0708	0.0471	0.0318

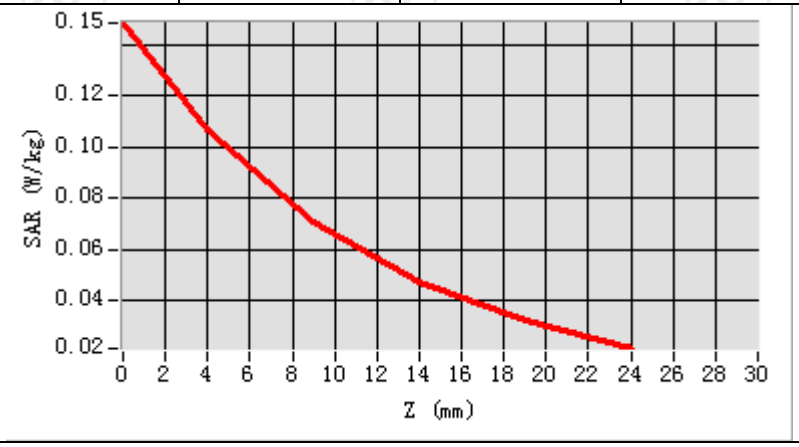

Hot spot position

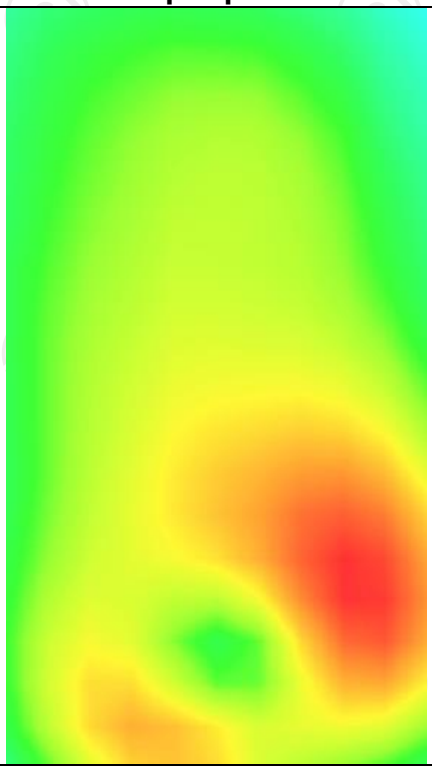

MEASUREMENT 3	
Higher Band SAR (Channel 23800):	Date: 06/17/2019
Frequency (MHz)	711.000000
Relative permittivity (real part)	55.211270
Relative permittivity (imaginary part)	12.468850
Conductivity (S/m)	0.873024
Variation (%)	-0.180000
Crest Factor	1.0
Probe Conversion factor	4.52
E-Field Probe:	SSE5 (SN 07/15 EP248)
Area Scan	dx=8mm dy=8mm, h= 5.00 mm
ZoomScan	5x5x7,dx=8mm dy=8mm dz=5mm,Complete/ndx=8mm dy=8mm, h= 5.00 mm
Phantom	Validation plane
Device Position	Body back(hotspot 0mm)
Band	LTE band 17(1 RB#25)
SURFACE SAR	**VOLUME SAR**
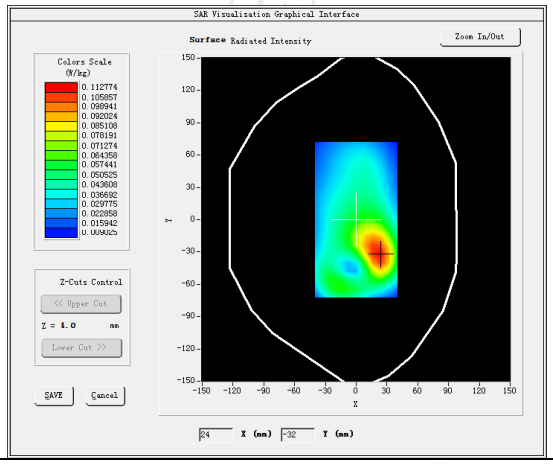	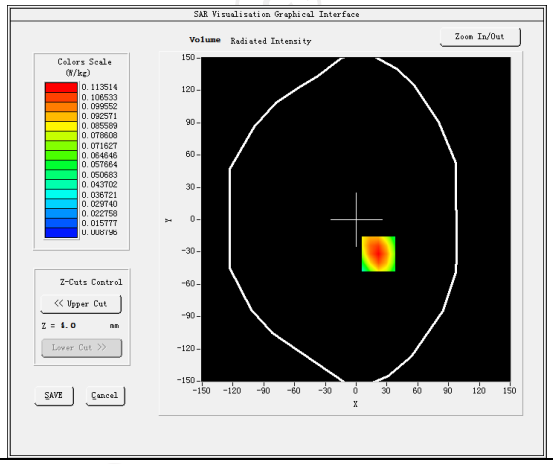
Maximum location: X=22.00, Y=-32.00 SAR Peak: 0.16 W/kg	
SAR 10g (W/Kg)	0.072282
SAR 1g (W/Kg)	0.113846
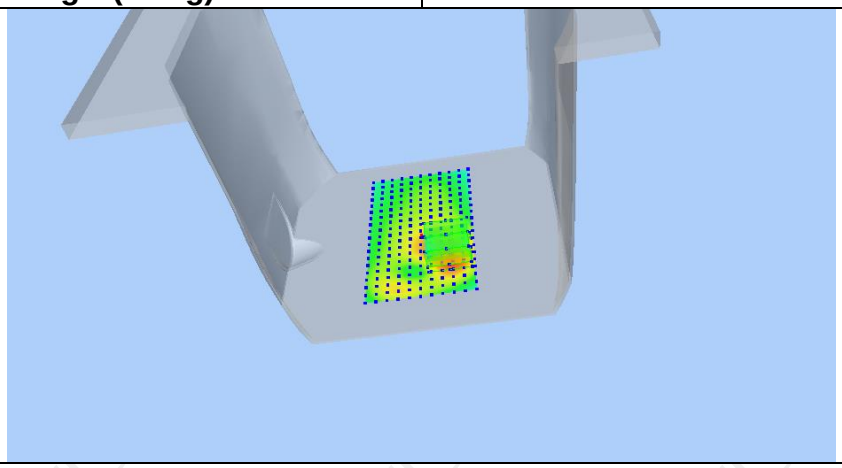	

Z (mm)	0.00	4.00	9.00	14.00	19.00
SAR (W/Kg)	0.1557	0.1135	0.0759	0.0511	0.0348

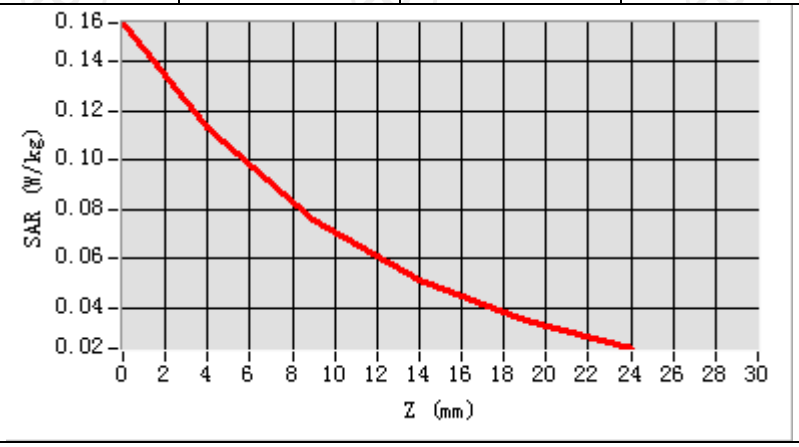

Hot spot position

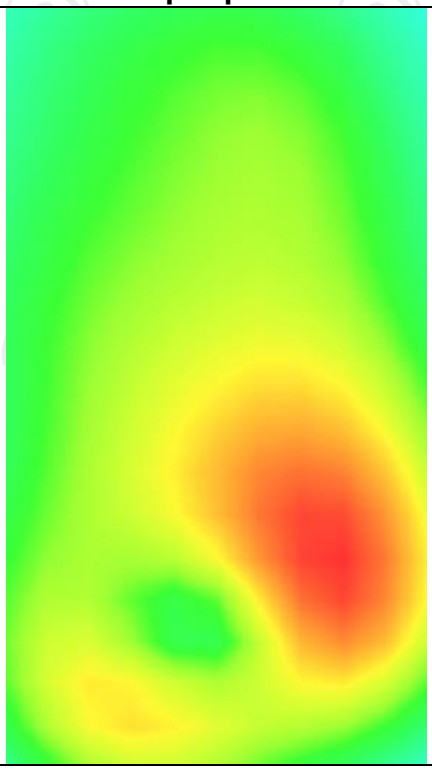

LTE Band 25

MEASUREMENT 1	
Lower Band SAR (Channel 26140):	Date: 07/18/2019
Frequency (MHz)	1860.000000
Relative permittivity (real part)	39.113793
Relative permittivity (imaginary part)	12.607061
Conductivity (S/m)	1.337526
Variation (%)	1.520000
Crest Factor	1.0
Probe Conversion factor	4.85
E-Field Probe:	SSE5 (SN 07/15 EP248)
Area Scan	dx=8mm dy=8mm, h= 5.00 mm
ZoomScan	5x5x7,dx=8mm dy=8mm dz=5mm,Complete/ndx=8mm dy=8mm, h= 5.00 mm
Phantom	Right head
Device Position	Cheek
Band	LTE band 25 (1 RB#50)
SURFACE SAR	**VOLUME SAR**
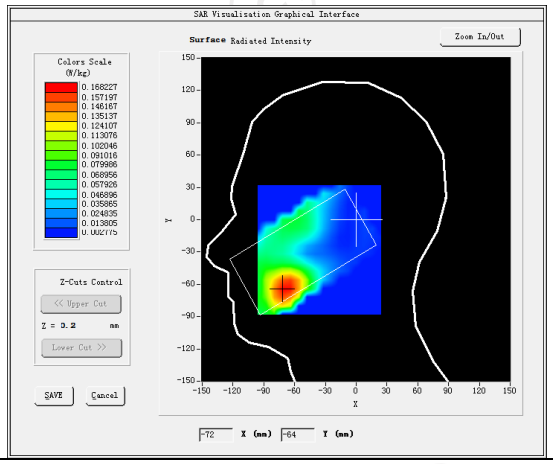	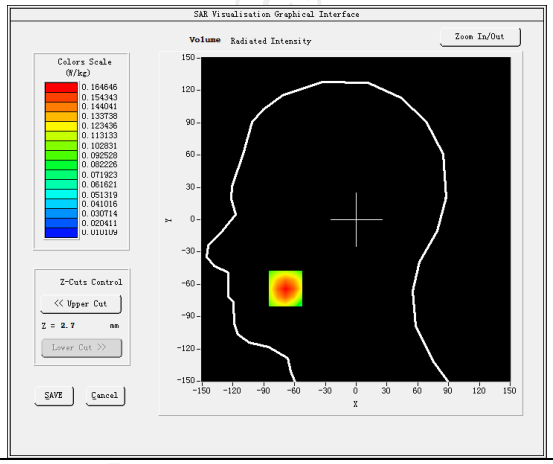
Maximum location: X=-69.00, Y=-64.00 SAR Peak: 0.24 W/kg	
SAR 10g (W/Kg)	0.093567
SAR 1g (W/Kg)	0.155582
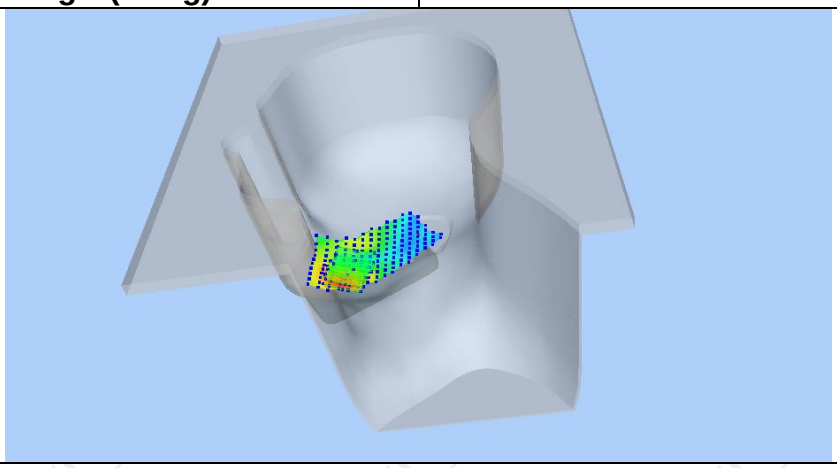	

Z (mm)	0.00	4.00	9.00	14.00	19.00
SAR (W/Kg)	0.2376	0.1646	0.1022	0.0632	0.0393

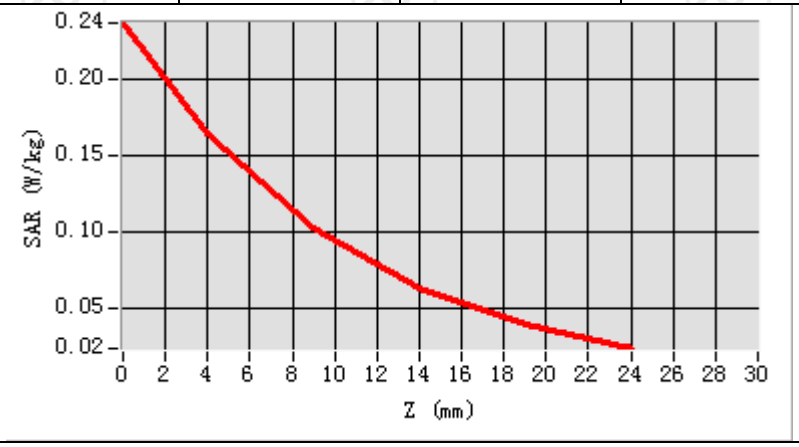

Hot spot position

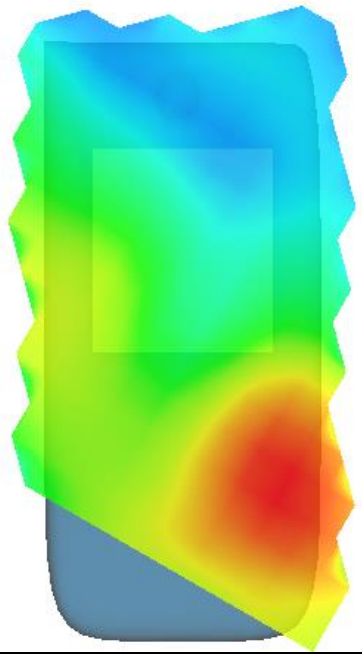

MEASUREMENT 2	
Lower Band SAR (Channel 26140):	Date: 07/18/2019
Frequency (MHz)	1860.000000
Relative permittivity (real part)	53.342133
Relative permittivity (imaginary part)	14.329440
Conductivity (S/m)	1.491983
Variation (%)	-2.550000
Crest Factor	1.0
Probe Conversion factor	5.01
E-Field Probe:	SSE5 (SN 07/15 EP248)
Area Scan	dx=8mm dy=8mm, h= 5.00 mm
ZoomScan	5x5x7,dx=8mm dy=8mm dz=5mm,Complete/ndx=8mm dy=8mm, h= 5.00 mm
Phantom	Validation plane
Device Position	Body back(10mm)
Band	LTE band 25 (1 RB#50)
SURFACE SAR	**VOLUME SAR**
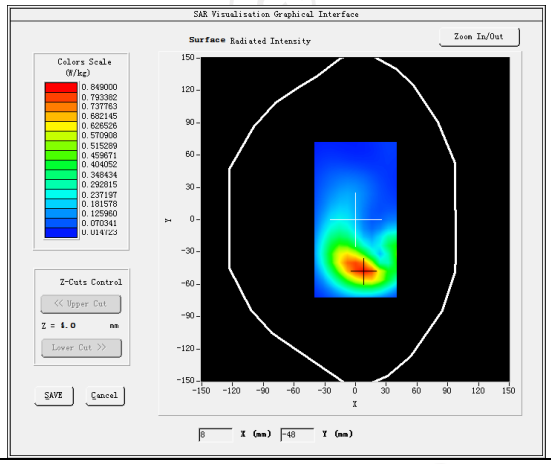	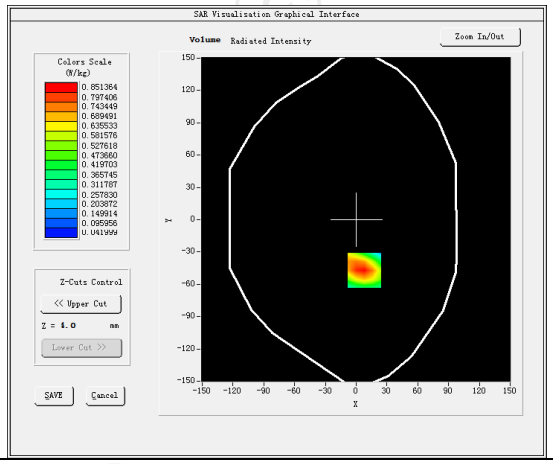
Maximum location: X=8.00, Y=-47.00 SAR Peak: 1.26 W/kg	
SAR 10g (W/Kg)	0.405882
SAR 1g (W/Kg)	0.729934
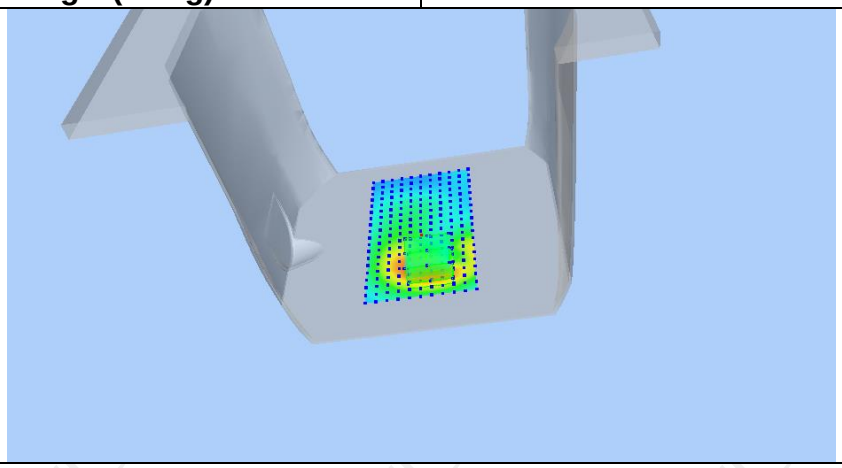	

Z (mm)	0.00	4.00	9.00	14.00	19.00
SAR (W/Kg)	1.2598	0.8514	0.5109	0.3055	0.1849

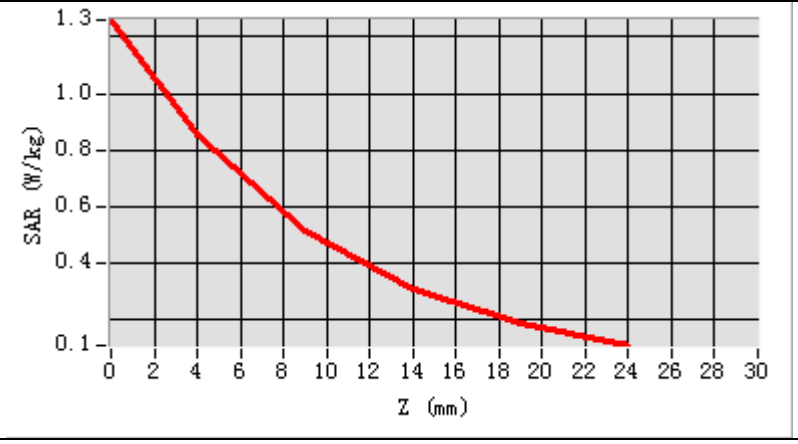

Hot spot position

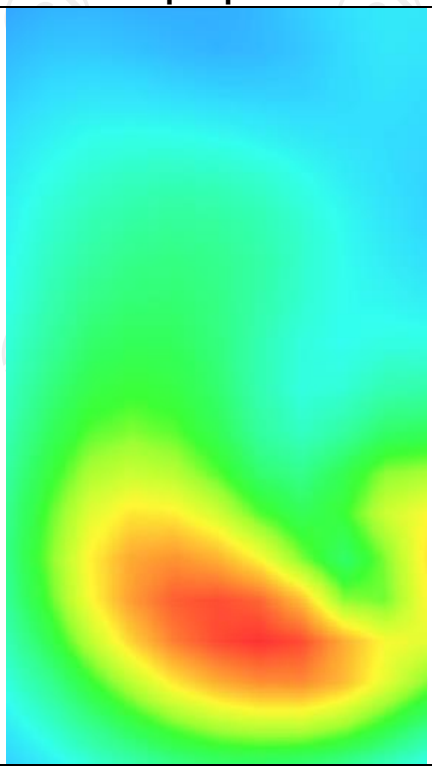

MEASUREMENT 3	
Lower Band SAR (Channel 26140):	Date: 07/18/2019
Frequency (MHz)	1860.000000
Relative permittivity (real part)	53.342133
Relative permittivity (imaginary part)	14.329440
Conductivity (S/m)	1.491983
Variation (%)	-0.900000
Crest Factor	1.0
Probe Conversion factor	5.01
E-Field Probe:	SSE5 (SN 07/15 EP248)
Area Scan	dx=8mm dy=8mm, h= 5.00 mm
ZoomScan	5x5x7,dx=8mm dy=8mm dz=5mm,Complete/ndx=8mm dy=8mm, h= 5.00 mm
Phantom	Validation plane
Device Position	Body back(hotspot 10mm)
Band	LTE band 25 (1 RB#50)
SURFACE SAR	**VOLUME SAR**
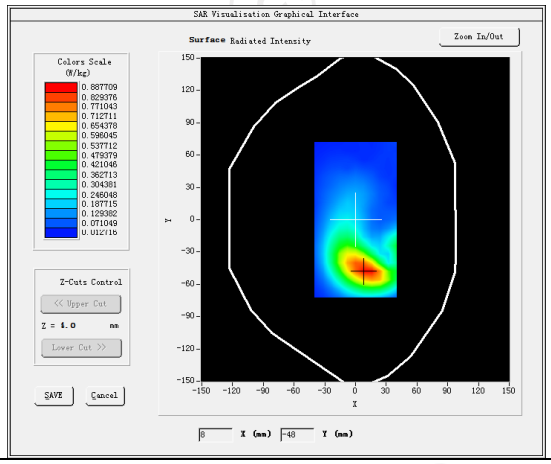	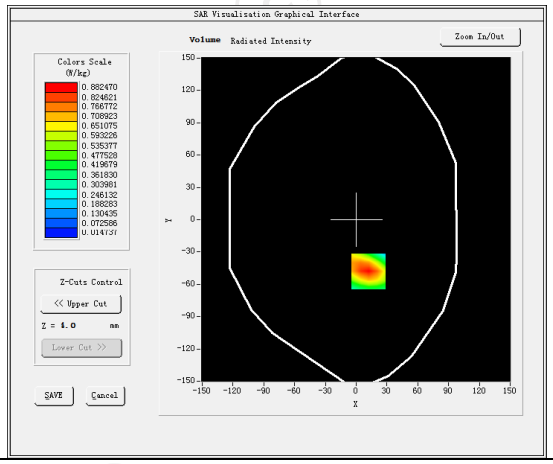
Maximum location: X=12.00, Y=-48.00 SAR Peak: 1.29 W/kg	
SAR 10g (W/Kg)	0.426152
SAR 1g (W/Kg)	0.737263
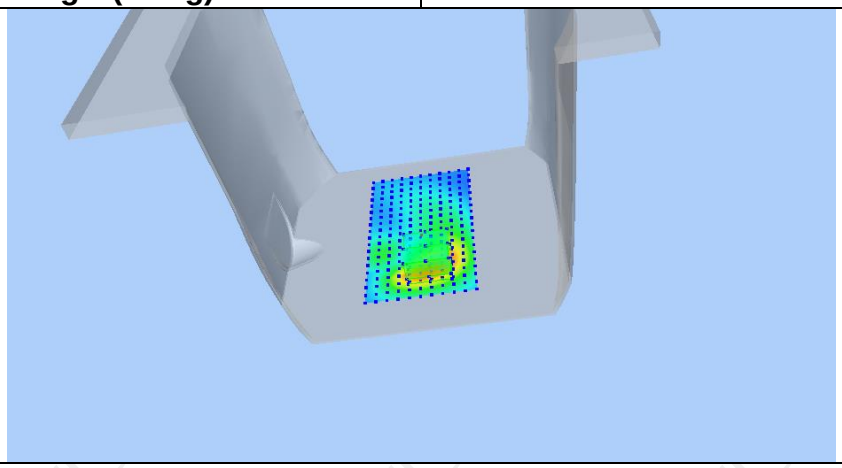	

Z (mm)	0.00	4.00	9.00	14.00	19.00
SAR (W/Kg)	1.2833	0.8825	0.5399	0.3258	0.1949

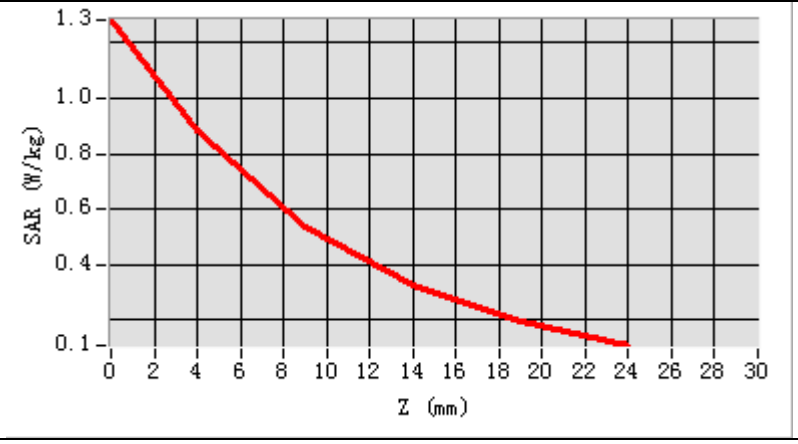

Hot spot position

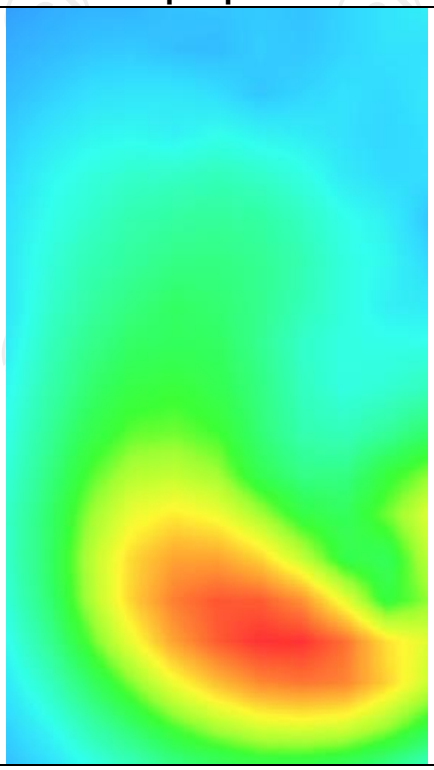

LTE Band 41

MEASUREMENT 1	
Higher Band SAR (Channel 41540):	Date: 08/08/2019
Frequency (MHz)	2685.000000
Relative permittivity (real part)	38.892754
Relative permittivity (imaginary part)	12.468850
Conductivity (S/m)	1.902731
Variation (%)	1.960000
Crest Factor	1.0
Probe Conversion factor	4.38
E-Field Probe:	SSE5 (SN 07/15 EP248)
Area Scan	dx=8mm dy=8mm, h= 5.00 mm
ZoomScan	5x5x7,dx=8mm dy=8mm dz=5mm,Complete/ndx=8mm dy=8mm, h= 5.00 mm
Phantom	Right head
Device Position	Cheek
Band	LTE band 41(1 RB#25)
SURFACE SAR	**VOLUME SAR**
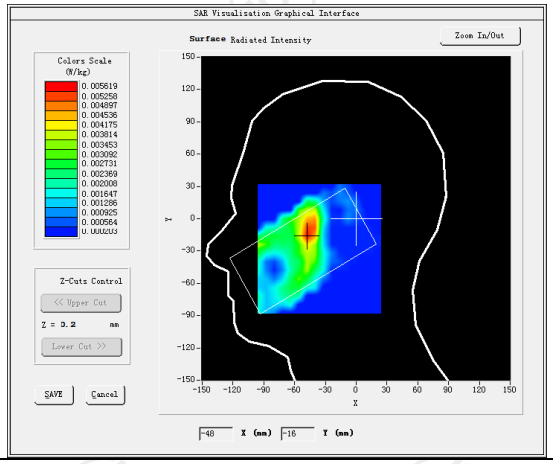	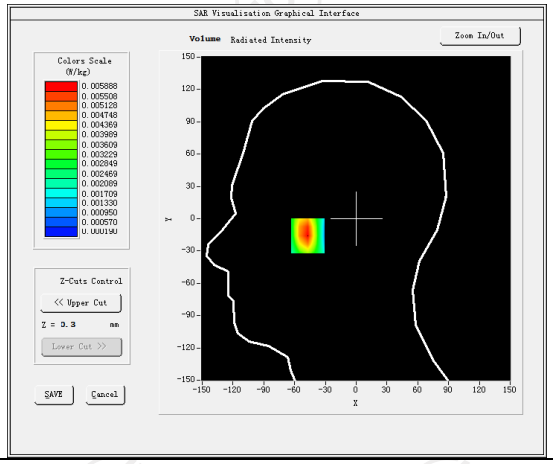
Maximum location: X=-47.00, Y=-15.00 SAR Peak: 0.01 W/kg	
SAR 10g (W/Kg)	0.002820
SAR 1g (W/Kg)	0.005579
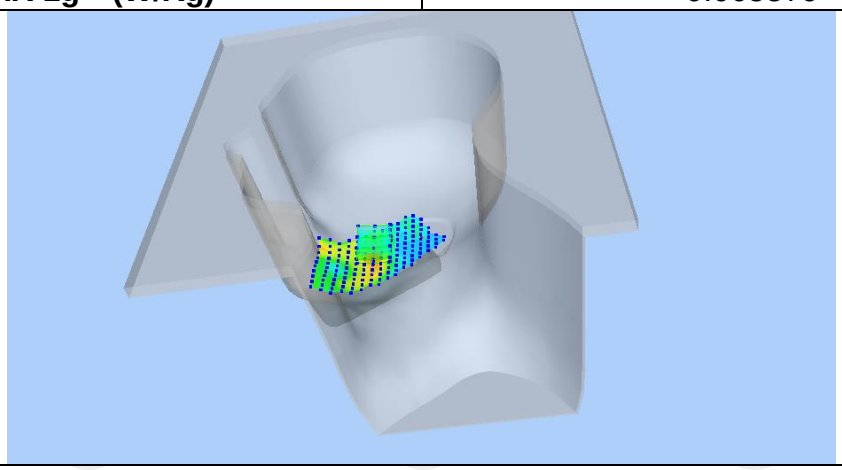	

Z (mm)	0.00	4.00	9.00	14.00	19.00
SAR (W/Kg)	0.0099	0.0059	0.0030	0.0016	0.0010

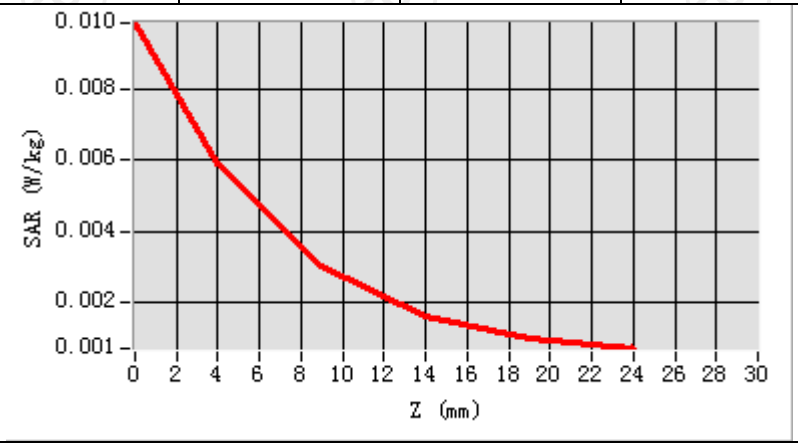

Hot spot position

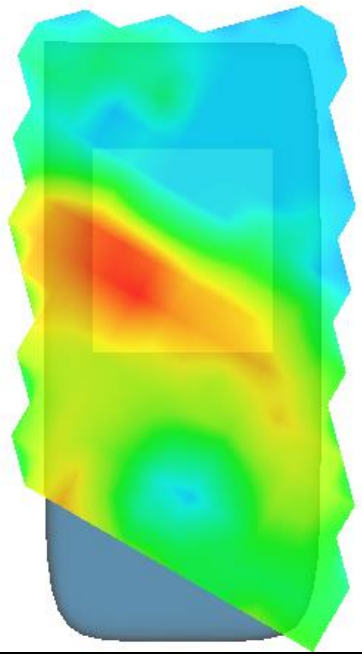

MEASUREMENT 2	
Higher Band SAR (Channel 41540):	Date: 08/08/2019
Frequency (MHz)	2685.000000
Relative permittivity (real part)	52.131509
Relative permittivity (imaginary part)	12.468850
Conductivity (S/m)	2.128245
Variation (%)	0.330000
Crest Factor	1.0
Probe Conversion factor	4.52
E-Field Probe:	SSE5 (SN 07/15 EP248)
Area Scan	dx=8mm dy=8mm, h= 5.00 mm
ZoomScan	5x5x7,dx=8mm dy=8mm dz=5mm,Complete/ndx=8mm dy=8mm, h= 5.00 mm
Phantom	Validation plane
Device Position	Body back(10mm)
Band	LTE band 41(1 RB#25)
SURFACE SAR	**VOLUME SAR**
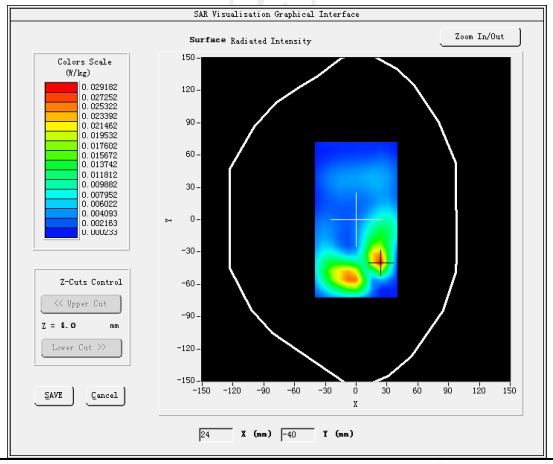	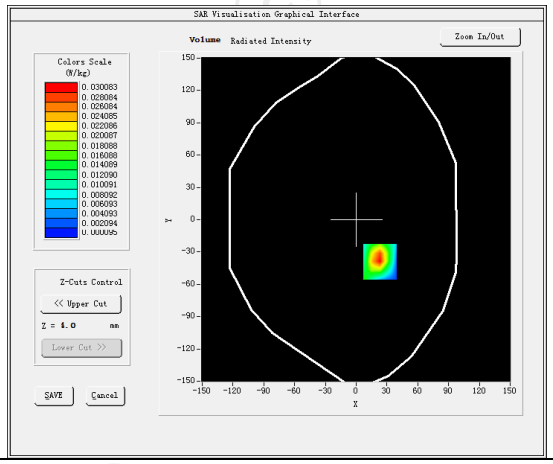
Maximum location: X=23.00, Y=-39.00 SAR Peak: 0.05 W/kg	
SAR 10g (W/Kg)	0.012780
SAR 1g (W/Kg)	0.027789
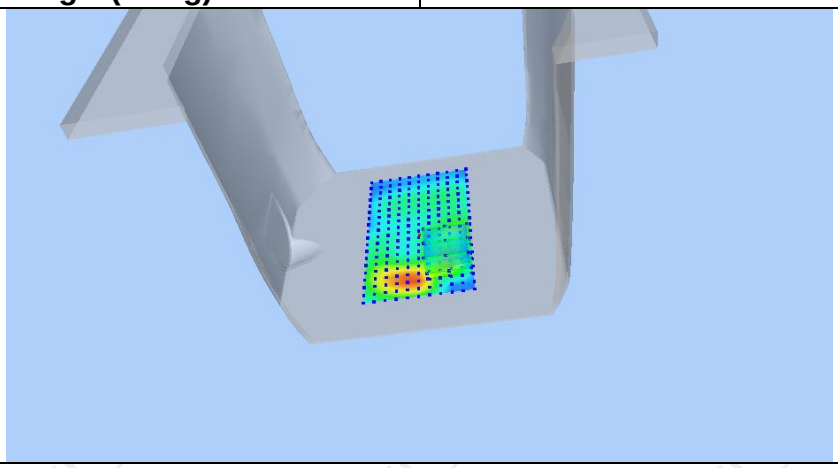	

Z (mm)	0.00	4.00	9.00	14.00	19.00
SAR (W/Kg)	0.0466	0.0301	0.0165	0.0085	0.0040

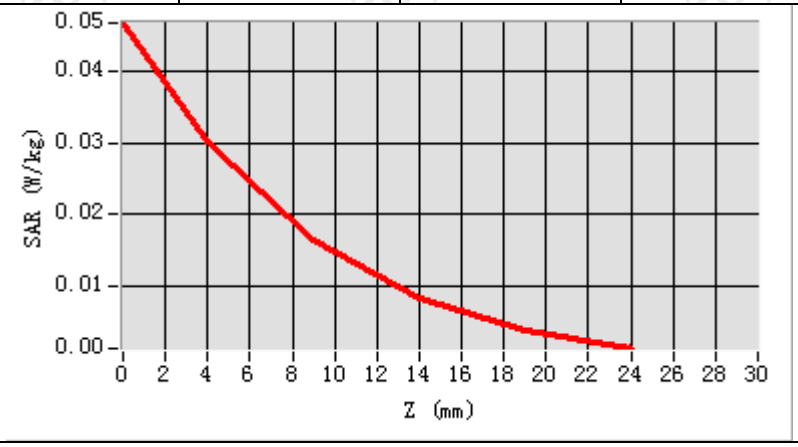

Hot spot position

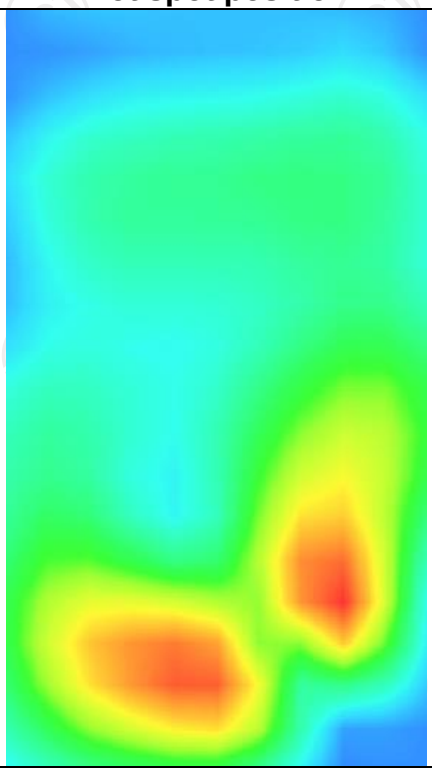

MEASUREMENT 3	
Higher Band SAR (Channel 41540):	Date: 08/08/2019
Frequency (MHz)	2685.000000
Relative permittivity (real part)	52.131509
Relative permittivity (imaginary part)	12.468850
Conductivity (S/m)	2.128245
Variation (%)	1.620000
Crest Factor	1.0
Probe Conversion factor	4.52
E-Field Probe:	SSE5 (SN 07/15 EP248)
Area Scan	dx=8mm dy=8mm, h= 5.00 mm
ZoomScan	5x5x7,dx=8mm dy=8mm dz=5mm,Complete/ndx=8mm dy=8mm, h= 5.00 mm
Phantom	Validation plane
Device Position	Body back(hotspot 10mm)
Band	LTE band 41(1 RB#25)
SURFACE SAR	**VOLUME SAR**
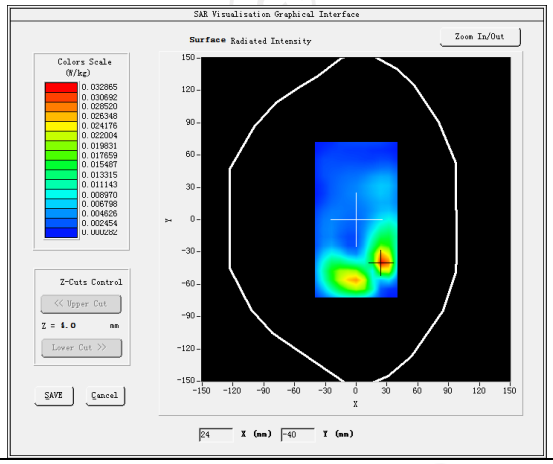	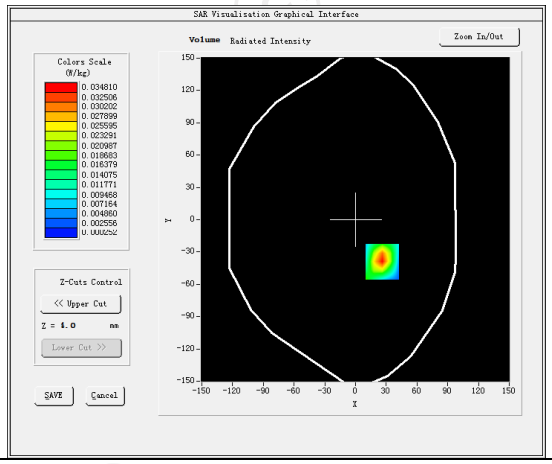
Maximum location: X=26.00, Y=-39.00 SAR Peak: 0.05 W/kg	
SAR 10g (W/Kg)	0.014688
SAR 1g (W/Kg)	0.031639
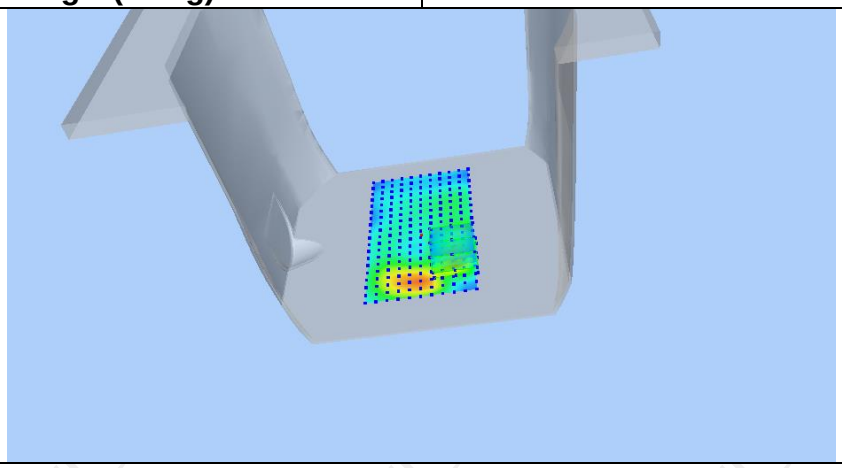	

Z (mm)	0.00	4.00	9.00	14.00	19.00
SAR (W/Kg)	0.0535	0.0348	0.0193	0.0099	0.0046

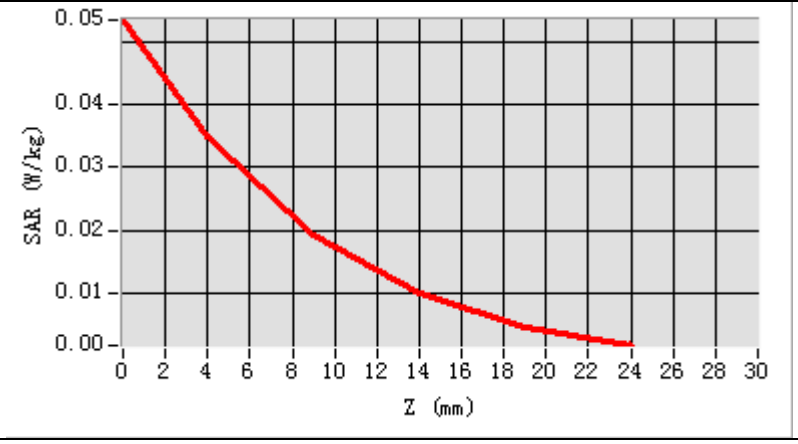

Hot spot position

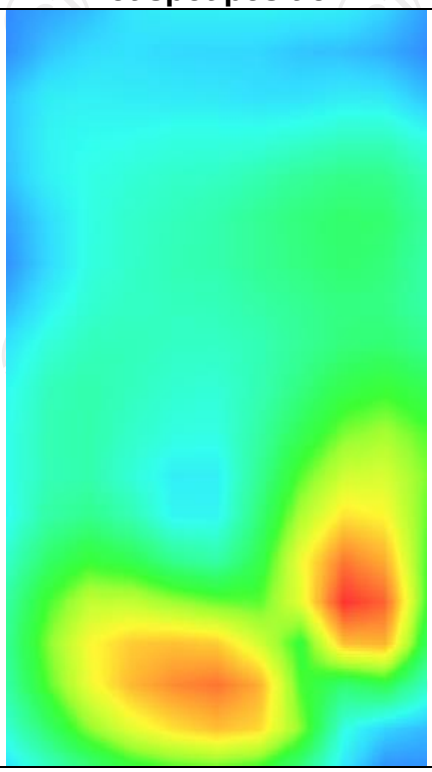

WLAN 2.4

MEASUREMENT 1	
Higher Band SAR (Channel 11):	Date: 07/31/2019
Frequency (MHz)	2462.000000
Relative permittivity (real part)	37.801613
Relative permittivity (imaginary part)	13.546980
Conductivity (S/m)	1.838111
Variation (%)	3.420000
Crest Factor	1.0
Probe Conversion factor	4.58
E-Field Probe:	SSE5 (SN 07/15 EP248)
Area Scan	dx=8mm dy=8mm, h= 5.00 mm
ZoomScan	5x5x7,dx=8mm dy=8mm dz=5mm,Complete/ndx=8mm dy=8mm, h= 5.00 mm
Phantom	Right head
Device Position	Cheek
Band	IEEE 802.11b ISM
SURFACE SAR	**VOLUME SAR**
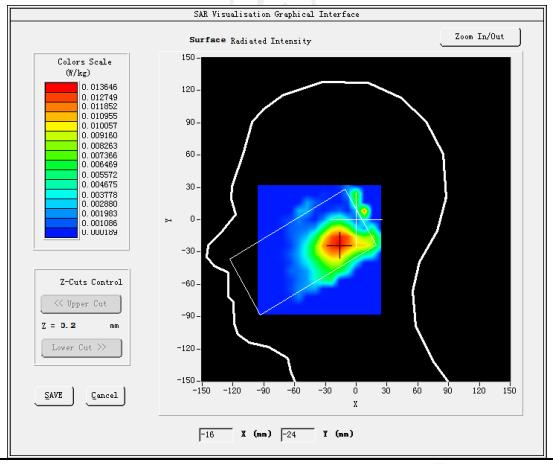	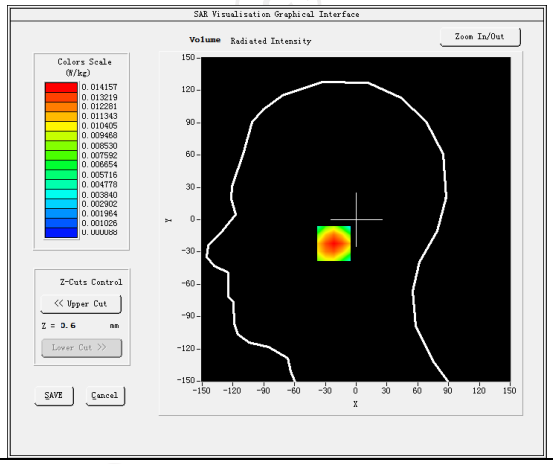
Maximum location: X=-17.00, Y=-22.00 SAR Peak: 0.02 W/kg	
SAR 10g (W/Kg)	0.007369
SAR 1g (W/Kg)	0.013336

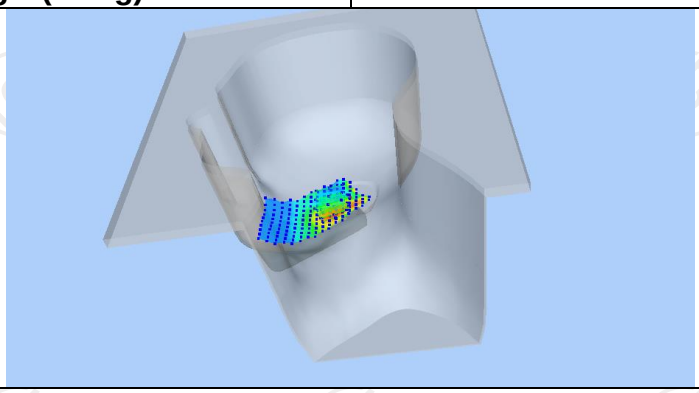

Z (mm)	0.00	4.00	9.00	14.00	19.00
SAR (W/Kg)	0.0213	0.0142	0.0080	0.0042	0.0020

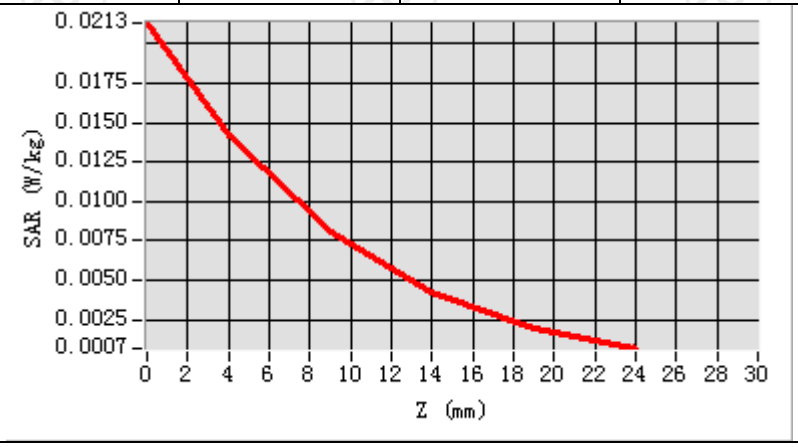

Hot spot position

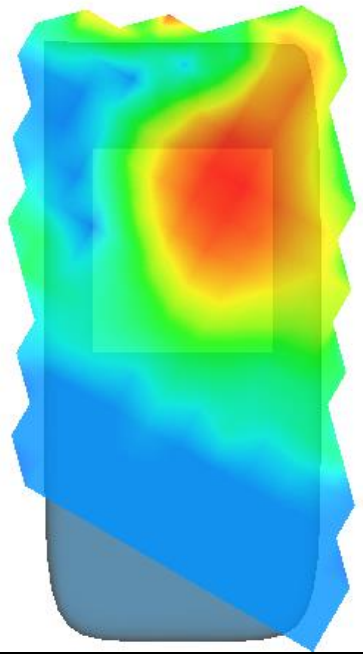

MEASUREMENT 2	
Higher Band SAR (Channel 11):	Date: 07/31/2019
Frequency (MHz)	2462.000000
Relative permittivity (real part)	54.590667
Relative permittivity (imaginary part)	14.318444
Conductivity (S/m)	2.032536
Variation (%)	-3.040001
Crest Factor	1.0
Probe Conversion factor	4.70
E-Field Probe:	SSE5 (SN 07/15 EP248)
Area Scan	dx=8mm dy=8mm, h= 5.00 mm
ZoomScan	5x5x7,dx=8mm dy=8mm dz=5mm,Complete/ndx=8mm dy=8mm, h= 5.00 mm
Phantom	Validation plane
Device Position	Body back(10mm)
Band	IEEE 802.11b ISM(hotspot)
SURFACE SAR	**VOLUME SAR**
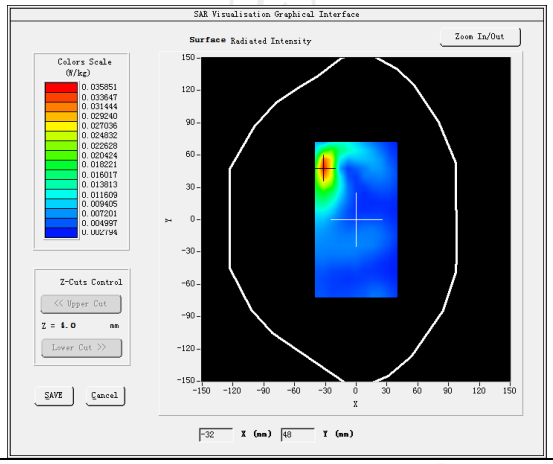	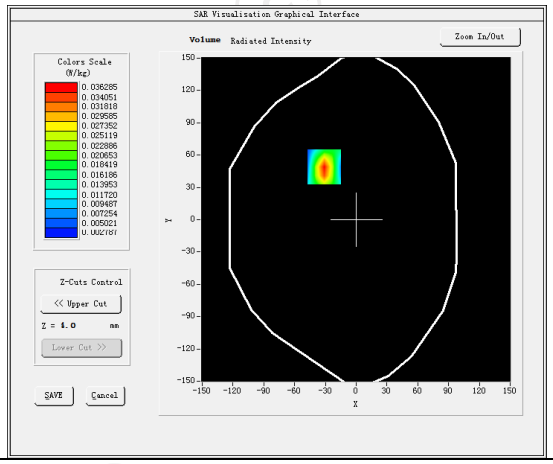
Maximum location: X=-31.00, Y=49.00 SAR Peak: 0.06 W/kg	
SAR 10g (W/Kg)	0.017192
SAR 1g (W/Kg)	0.034510
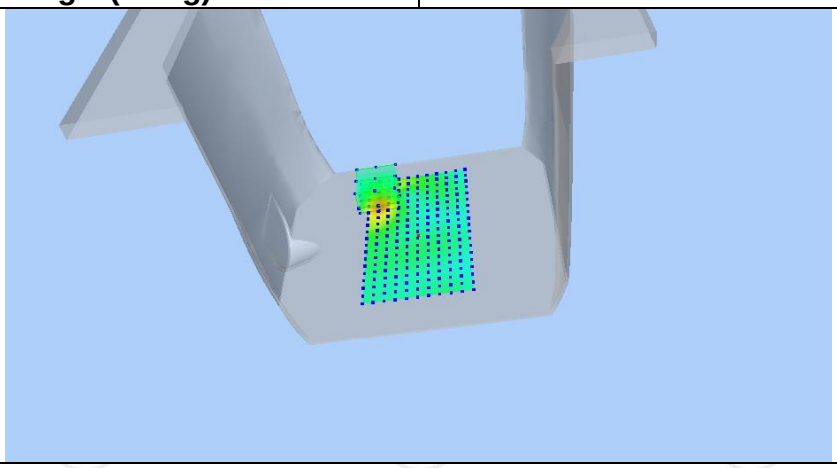	

Z (mm)	0.00	4.00	9.00	14.00	19.00
SAR (W/Kg)	0.0595	0.0363	0.0192	0.0107	0.0068

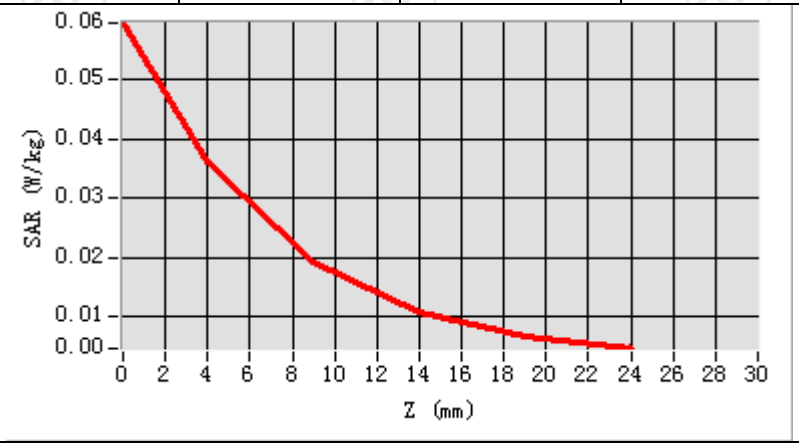

Hot spot position

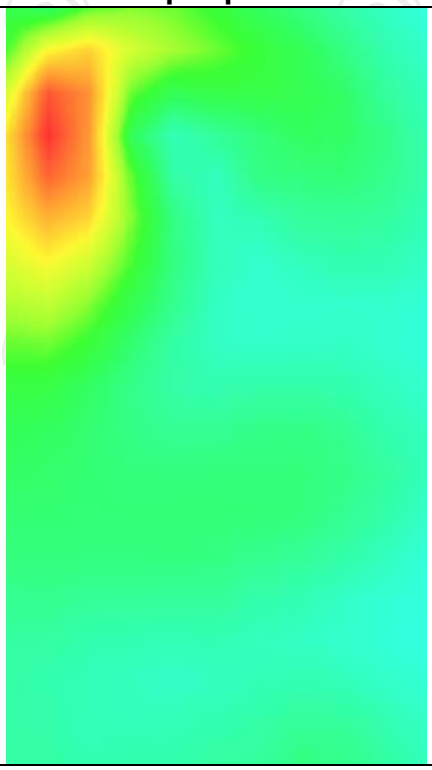

MEASUREMENT 3	
Higher Band SAR (Channel 11):	Date: 07/31/2019
Frequency (MHz)	2462.000000
Relative permittivity (real part)	54.590667
Relative permittivity (imaginary part)	14.318444
Conductivity (S/m)	2.032536
Variation (%)	-3.560000
Crest Factor	1.0
Probe Conversion factor	4.70
E-Field Probe:	SSE5 (SN 07/15 EP248)
Area Scan	dx=8mm dy=8mm, h= 5.00 mm
ZoomScan	5x5x7,dx=8mm dy=8mm dz=5mm,Complete/ndx=8mm dy=8mm, h= 5.00 mm
Phantom	Validation plane
Device Position	Body back(10mm)
Band	IEEE 802.11b ISM(hotspot)
SURFACE SAR	**VOLUME SAR**
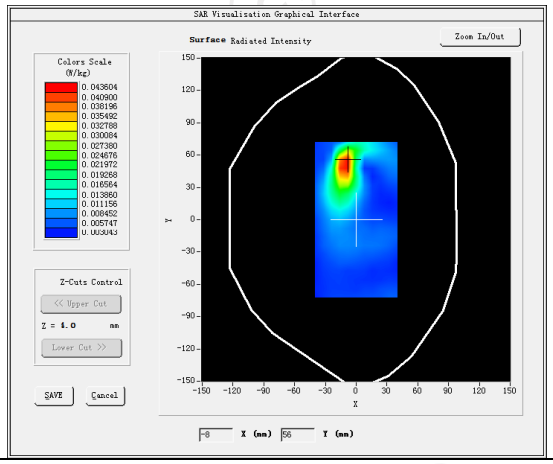	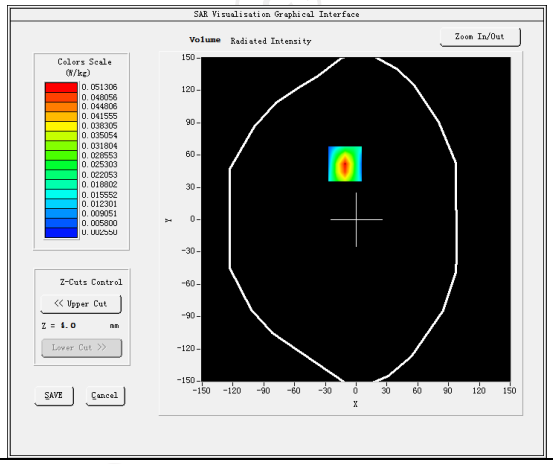
Maximum location: X=-11.00, Y=52.00 SAR Peak: 0.09 W/kg	
SAR 10g (W/Kg)	0.023099
SAR 1g (W/Kg)	0.048608
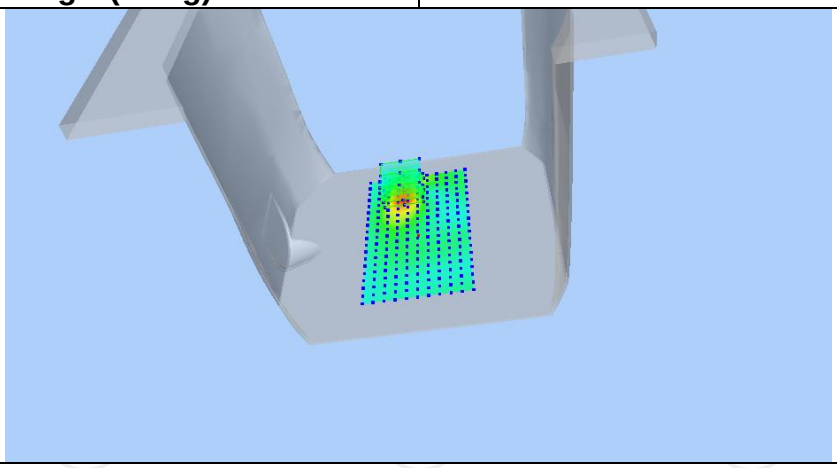	

Z (mm)	0.00	4.00	9.00	14.00	19.00
SAR (W/Kg)	0.0855	0.0513	0.0263	0.0141	0.0085

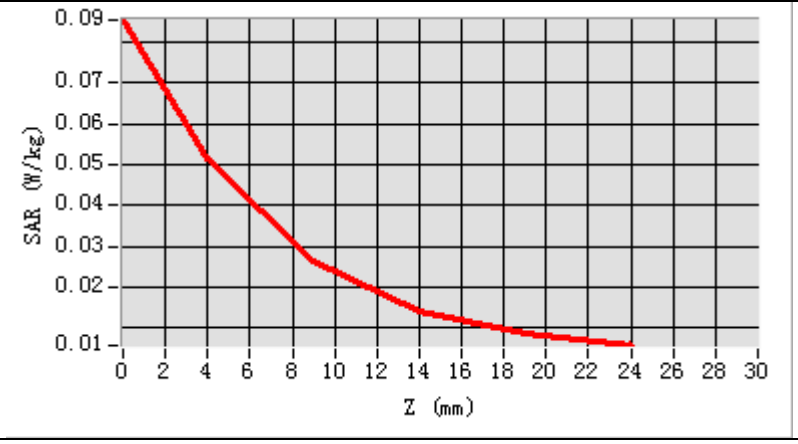

Hot spot position

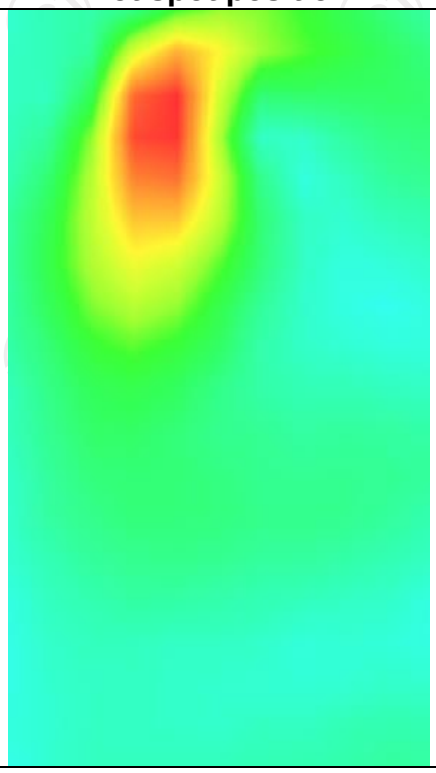

Appendix A: EUT Photos





Liquid depth

The Body Liquid of 835MHz (15.4cm)

The Body Liquid of 1800MHz (15.2 cm)



The Body Liquid of 1900MHz (16.4 cm)



The Body Liquid of 2450MHz (15.3cm)



The Body Liquid of 2600MHz (16.5cm)

The Head Liquid of 1900MHz (15.5cm)

The Head Liquid of 2450MHz (15.6cm)

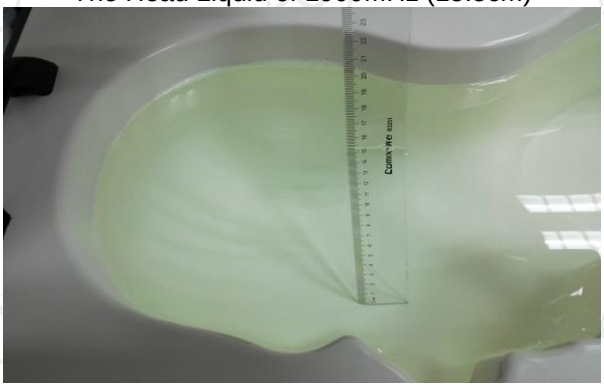

The Head Liquid of 835MHz (15.3cm)

The Head Liquid of 2600MHz (15.1cm)



The Head Liquid of 1800MHz (15.2cm)

Appendix B: Test Setup Photos


Right Cheek


Right Tilted


Left Cheek

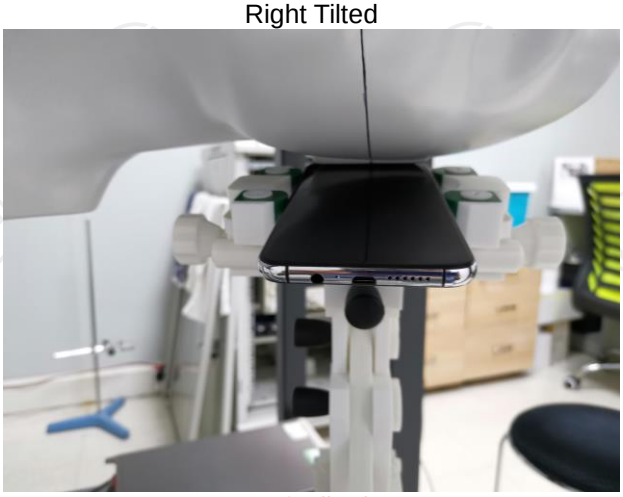
Left Tilted

Body worn – Front (10mm)

Body worn – Back (10mm)

Hotspot Front (10mm)



Hotspot Back (10mm)



Hotspot Top (10mm)



Hotspot Bottom (10mm)



Hotspot Right (10mm)



Hotspot Left (10mm)

Appendix C: Probe Calibration Certificate

COMOSAR E-FIELD Probe

COMOSAR E-Field Probe Calibration Report

Ref : ACR.121.4.19.SATU.A

Shenzhen Tongce Testing Lab.

1B/F., Building 1,Yibaolai Industrial Park,

Qiaotou, Fuyong, Baoan District, Shenzhen, Guangdong, China

MVG COMOSAR DOSIMETRIC E-FIELD PROBE

SERIAL NO.: SN 07/15 EP248

Calibrated at MVG US

2105 Barrett Park Dr. - Kennesaw, GA 30144

ilac-MRA ACCREDITED Calibration CERT #2246-02

Calibration Date: 01/09/2019

Summary:

This document presents the method and results from an accredited COMOSAR Dosimetric E-Field Probe calibration performed in MVG USA using the CALISAR / CALIBAIR test bench, for use with a COMOSAR system only. All calibration results are traceable to national metrology institutions.

COMOSAR E-FIELD PROBE CALIBRATION REPORT

Ref: ACR.121.4.19.SATU.A

	Name	Function	Date	Signature
Prepared by :	Jérôme LUC	Product Manager	1/09/2019	JS
Checked by :	Jérôme LUC	Product Manager	1/09/2019	JS
Approved by :	Kim RUTKOWSKI	Quality Manager	1/09/2019	Kim Rutkowski

	Customer Name
Distribution :	Shenzhen Tongce Testing Lab

Issue	Date	Modifications
A	1/09/2019	Initial release

This document shall not be reproduced, except in full or in part, without the written approval of MVG. The information contained herein is to be used only for the purpose for which it is submitted and is not to be released in whole or part without written approval of MVG.