



allb A Wearable Baby Monitor

App Download

If you use the allb App QR code or you can download the App from download.myallb.com. You can also find and download the app by searching in Google Play or the Apple App Store.

You can find more complete instructions for how to use allb within the App itself.

* Compatible with iOS 8 or higher and Android 5.0 Lollipop or higher

allb App QR Code



Store



Product Introduction

allb

allb is a smart wearable device that links to the allb smart phone App and allows your family to easily check on your baby's condition at any time and from any place. Although small, smart allb measures your baby's skin temperature, sleeping respiration, whether he or she is sleeping in the prone position and allows you to check up on your baby in real time. allb also records your baby's sleep pattern. allb attaches to the diaper or waist band of your baby.

* allb is not a medical device. It is a safety device to assist in infant care. This device was not made to prevent any illness, injury, or disability.

- Skin Temperature Measurement
- Sleep Pattern Record
- Sleeping Respiration Rate Measurement
- Infant Care Insight
- Measures Whether the Baby is Sleeping in the Prone Position
- Cloud Connection

Construction

1. allb



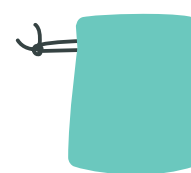
2. USB Charging Cable



3. Instruction Manual

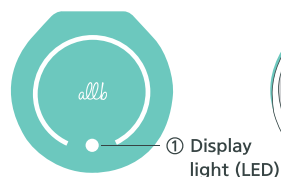


4. Pouch

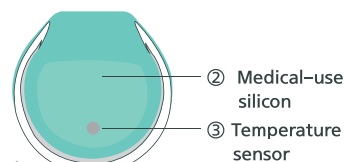


allb

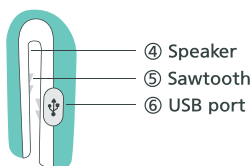
Front



Back



Side



bottom



Instructions for Attachment ①

Attach allb to your baby's diaper or waistband. When you attach allb, make sure that allb is facing up and that the back side of the device is in contact with your baby's skin. It's important that the device be as flush with the skin as possible, in order to ensure that the device is getting the most accurate measurements possible.

* For safe use, it is necessary to use allb properly as instructed. Make sure that allb is properly attached to your baby's diaper or waistband at all times, whether he or she is moving or sleeping. Whether it is attached to a pant or skirt waist band does not matter.

* Rather than placing allb in the middle of the abdomen, it is better to attach it to the diaper on the side of the abdomen. This is so that it doesn't cause discomfort to your baby or put pressure on the device, when your baby is sleeping in prone position.

* Once you attach allb, the device will gradually pick up the temperature from your baby's skin. Once the device gets to be 30 degrees celsius or higher, it will be possible to begin monitoring and the data connection will start.

* In order to prevent skin trouble, we used medical grade silicon to make allb. However, in the event that a rash or itchiness does occur, please stop using the product or put allb on over a thin shirt instead.

Instructions for Attachment ②

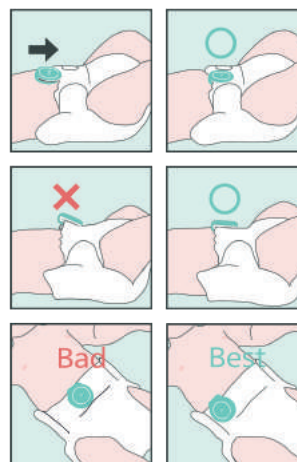
* In order to ensure that data is accurately measured, please follow the directions on the bottom of your device. (Instructions for Attachment ②, ③)

• When you attach allb, please attach allb to your baby's diaper or waistband and push it down all the way. If it is not fully pushed down and securely attached, it can easily fall off.



Instructions for Attachment ③

- Please make sure the bottom of the device is flush with your baby's abdomen.
- Rather than placing allb in the middle of the abdomen, it is better to attach it to the diaper on the side of the abdomen.



Use and Charging Method ①

The LED light on the front side of allb provides information about your baby.

The color and frequency of the LED light has the following meanings:

● White

- Blinking without stopping for 5 seconds (when searching for bluetooth connection): allb is searching for a blue tooth connection
- Blinking once every 5 seconds: allb is working (your baby is sleeping)

● Pink

- Blinking once every 5 seconds: allb is working (your baby is not sleeping)

● Red

- Charging (the USB charging cable is plugged in and connected to a power source)

● Red + Audible Alarm from the Device

- When your baby stops breathing for more than 20 seconds
- * How to stop the audible alarm: if you grab allb with your hand and shake it rapidly from left to right, the alarm will stop.

● When the light is off

- device unattached
- * If it says that allb has lost connection with the App, it may be that the battery is at 0%. Please charge allb.

Use and Charging Method ②

Instructions for Stopping and Starting Sleep Recording

When allb is on, if the device gives a certain signal, you can manually press the device.

Method ①

Step1 Tap the device quickly four times

Step2 The LED light that was blinking pink once every 5 seconds, should change to white.

Step3 If the white LED starts blinking once every 5 seconds, sleep recording has started.

Step4 If you want to stop sleep recording, tap the device quickly four times like before and the LED will change to pink and start blinking once every 5 seconds(not sleeping, sleep recording stopped)

Method ②

* Can be turned on and off within the App

* Please refer to the App for more detailed instructions

allb Charging Instructions

Open the USB port on the side of allb, plug in the USB charging cable, and connect it to a power source. You can charge your allb with the USB charging cable that is included with your device.

You can use the device for about 5 days after a full charge using a 2.1mA adapter.

How to dispose allb

Please make sure you properly dispose of your batteries at a battery disposal or recycling center according to the local regulations of your residential area.

Warnings about Monitoring

* If you are planning to start monitoring, you have to first download the App and register your baby and your allb device.

Warning: Please keep your smart phone that is linked through blue tooth within 15m of the device at all times.

Warning: For times when allb detects a pattern that is different from your baby's normal pattern, there should be a guardian to take care of your baby present at all times.

Warning: Please do not use allb for your baby in a place that is either very cold or very hot. Doing so will make the device inaccurate in its measurements. The ideal temperature range for using allb is between 20 and 40 degrees celsius.

Warning: Please do not use allb on an adult. Doing so will interfere with the accuracy of the device by picking up data unrelated to your baby. allb is designed for babies ages 0 to 24 months, so the accuracy of allb Insight can also be lowered by doing this.

* Since baby's skin temperatures are heavily influenced by their environment they differ from their body temperature. Therefore, it is not possible to accurately diagnose your baby's health condition by changes in skin temperature.

Product Warranty and Service Information

As long as you have your receipt, allb is waranteed for repair free of charge for up to 12 months after your purchase. Under your warranty, we are legally responsible to repair or exchange your device without charge. Use of the device will be deemed as proof of agreement to the assumption of full legal responsibility for any results of the use of this device.

1. If the product has a defect from the manufacturing progress, please ship the device to us and pay for the shipping. Once we have exchanged the device, we will include a refund for your shipping fee when we deliver your new device.
2. You cannot receive a free refund in any of the following cases:
 - If the product's warantee has expired.
 - If after failing to understand the the instruction manual, you cannot use the device properly and simply decide to return the device.
 - If parts are lost or damaged.
 - Damage due to improper use, normal wear or use as well as defects that have a negligible effect on the value or operation of the appliance. The warranty becomes void if repairs are undertaken by unauthorized persons and if original allb parts are not used.

* Please read.

Since this device uses blue tooth, the connection can become unstable in certain environments. Also, when monitoring the skin temperature, if the baby moves excessively, the skin temperature reading gathered will not be 100% trustworthy. Furthermore, this is not a medical device and cannot provide a medical diagnosis with the data gathered from the readings.

SPECS

Operating Range	Maximum 40m(Open Field)
Bluetooth	Bluetooth 4.0 Low energy
Frequency Range	2,402 ~ 2,480 MHZ
Battery	Li-Polymer 110mAh / 3.7V
Current Less than	1.5mAh
Weight	23.24g
Operating Temperature	0'C ~ 40'C
Operating Humidity	30 ~ 75%

CE1177 RoHS



FCC ID: 2AKQPALLB
MODEL: ALLB



allb is a trademark of allb, Inc. All other trademarks are properties of their respective owners. © 2016 allb, Inc. All rights reserved.

Warnings about Use and Maintenance

- Please do not swallow, chew, or suck on allb.
- Please do not push, squeeze, or expose the device to any severe shocks.
- Please do not submerge the device in water.
- Please do not disassemble the product.

• Exposing the device to high heat or direct sunlight can damage the accuracy of the sensors. Please be careful.

• This device is not intended for pre-term babies or small for gestational age babies.

• Please do not use this device without a guardian present.

* This device is not a medical device and is not designed to treat or diagnose any illness. If you need to treat or diagnose any illness, please see your doctor.

Legal Responsibility

By using this allb device, the user agrees and affirms that allb, Inc. including its agents, employees, investors and members shall not be held liable for any loss, damage, or injury arising in connection with the use or operation of the allb device regardless of cause. By using this allb device, the user agrees and affirms that any dispute arising out of its use or operation shall be brought in and heard by the Third Judicial District court of Seoul, Korea. In the case of a legal dispute, the Korean language contract will be referred to as the official contract.

- Hereby, allb,inc., declares that this device is compliant with the essential requirements and other relevant provisions of Directive 1999/5/EC.
- This equipment complies with radiation exposure requirements.

Company Information

Designed by allb in California
Manufactured in Korea

www.myallb.com
contact@myallb.com

ALLB INC.

US Address: 3580 Wilshire Blvd STE 1460, Los Angeles, CA 90010, USA

Head Office: CJ E&M Center, 66, Sangamsan-ro, Mapo-gu, Seoul, Korea

Support: support@myallb.com

Copyright © 2016 allb, all about baby