

APPLICATION FOR VERIFICATION

On Behalf of
TQL TRADING INC

SPEAKER

Model No.: TQ-LT1502, TQ-LT1501, TQ-LT1503, TQ-LT1505, TQ-LT1506,
TQ-LT1507, TQ-LT1508, TQ-LT1509, TQ-LT1510, TQ-LT1511

FCC ID: 2AKNJTQ-LT1502

Prepared for : TQL TRADING INC.
Address : 334 S LOS ANGELES ST #9002, LOS ANGELES,
CALIFORNIA, 90013, United States
Prepared by : Accurate Technology Co., Ltd.
Address : F1, Bldg. A&D, Changyuan New Material Port, Keyuan
Rd., Science & Industry Park, Nanshan District, Shenzhen
518057, P.R. China

Tel: +86-755-26503290
Fax: +86-755-26503396

Report No. : ATE20161339
Date of Test : July 01--Dec. 28, 2016
Date of Report : Dec. 29, 2016

TABLE OF CONTENTS

Description	Page
Test Report Declaration	
1. TEST RESULTS SUMMARY	4
2. GENERAL INFORMATION	5
2.1. Product of Device (EUT)	5
2.2. Test mode of EUT	5
2.3. Accessory and Auxiliary Equipment	6
2.4. Description of Test Facility	7
2.5. Measurement Uncertainty	7
3. MEASURING DEVICE AND TEST EQUIPMENT	8
4. POWER LINE CONDUCTED MEASUREMENT	9
4.1. Block Diagram of Test Setup and Test mode description	9
4.2. The Emission Limit	10
4.3. Configuration of EUT on Measurement	10
4.4. Operating Condition of EUT	11
4.5. Test Procedure	11
4.6. Power Line Conducted Emission Measurement Results	11
5. RADIATED EMISSION MEASUREMENT	44
5.1. Block Diagram of Test Setup	44
5.2. The Emission Limit For Section 15.109 (a)	46
5.3. EUT Configuration on Measurement	46
5.4. Operating Condition of EUT	47
5.5. Test Procedure	47
5.6. Radiated Emission Noise Measurement Result	47
6. PHOTOGRAPHS	80
6.1. Photos of Radiated Emission Measurement	80
6.2. Photo of Conducted Emission Measurement	81
7. PHOTO OF EUT	82

Test Report Declaration

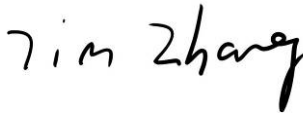

Applicant : TQL TRADING INC.
Manufacturer : TQL TRADING INC.
Product : SPEAKER
Model No. : TQ-LT1502, TQ-LT1501, TQ-LT1503, TQ-LT1505,
TQ-LT1506, TQ-LT1507, TQ-LT1508, TQ-LT1509,
TQ-LT1510, TQ-LT1511
(Note: they are identical in interior structure, electrical circuits and components, and
Product model is different because of different Color of product appearance. So we
prepare the TQ-LT1502 for test.)
Trade name : H&A

Measurement Procedure Used:

FCC Rules and Regulations Part 15 Subpart B ANSI C63.4: 2014

The device described above is tested by Accurate Technology Co., Ltd. to determine the maximum emission levels emanating from the device. The maximum emission levels are compared to the FCC Part 15 Subpart B Class B limits both radiated and conducted emissions. The measurement results are contained in this test report and Accurate Technology Co., Ltd. is assumed full responsibility for the accuracy and completeness of these measurements. Also, this report shows that the Equipment Under Test (EUT) is to be technically compliant with the FCC requirements.

This report applies to above tested sample only. This report shall not be reproduced in part without written approval of Accurate Technology Co., Ltd.

Date of Test :	July 01--Dec. 28, 2016
Date of Report :	Dec. 29, 2016
Prepared by :	 (Tim.zhang, Engineer)
Approved & Authorized Signer :	 (Sean Liu, Manager)

1. TEST RESULTS SUMMARY

Test Items	Test Standard	Test Results
Power Line Conducted Emission	FCC Part 15 Subpart B	Pass
Radiated Emission	FCC Part 15 Subpart B	Pass

2. GENERAL INFORMATION

2.1.Product of Device (EUT)

EUT : SPEAKER

Model Number : TQ-LT1502, TQ-LT1501, TQ-LT1503, TQ-LT1505,
TQ-LT1506, TQ-LT1507, TQ-LT1508, TQ-LT1509,
TQ-LT1510, TQ-LT1511

Power Supply : AC 110V-220V 50/60Hz
Or EXTERNAL DC 12V

Trade Name : H&A

Remark(s) : The EUT highest operating frequency provided by
Manufacturer is 185.15MHz, the radiated
emission measurement shall be made up to 2 GHz.

Modulation: : FM

Receiver Frequency : 185.15MHz RX

Applicant : TQL TRADING INC.
Address : 334 S LOS ANGELES ST #9002, LOS ANGELES,
CALIFORNIA, 90013, United States

Manufacturer : TQL TRADING INC.
Address : 334 S LOS ANGELES ST #9002, LOS ANGELES,
CALIFORNIA, 90013, United States

Date of sample received : July 01, 2016

Date of Test : July 01--Dec. 28, 2016

2.2.Test mode of EUT

Test mode 1: TF card PLAYING
Test mode 2: SD card PLAYING
Test mode 3: AUX IN
Test mode 4: 185.15MHz RX
Test mode 5: USB PLAYING
Test mode 6: FM
Test mode 7: GUITAR IN
Test mode 8: MIC IN

2.3. Accessory and Auxiliary Equipment

FM Generator	:	Manufacturer: Rohde & Schwarz M/N: SML01 S/N: 101161
Audio Generator	:	Manufacturer: NEW AOKO M/N: GAG-810 S/N: D913311
USB Memory Disk	:	Manufacturer: Smartocean M/N: 3611 S/N: 101200005
GUITAR	:	Manufacturer: GIBSON M/N: PR-4E
MIC	:	Manufacturer: TAKSTAR M/N: PC-K600
TF CARD	:	Manufacturer: Lexar M/N: 633x
SD CARD	:	Manufacturer: SONY M/N: SR-8UY
Wireless MIC	:	Manufacturer: TQL TRADING INC M/N: TQ-LT1504

2.4. Description of Test Facility

EMC Lab : Accredited by TUV Rheinland Shenzhen, May 10, 2004

Listed by FCC

The Registration Number is 253065

Listed by FCC

The Registration Number is 752051

Listed by Industry Canada

The Registration Number is 5077A-1

Listed by Industry Canada

The Registration Number is 5077A-2

Accredited by China National Accreditation Committee for Laboratories

The Certificate Registration Number is L3193

Name of Firm : Accurate Technology Co., Ltd.

Site Location : F1, Bldg. A&D, Changyuan New Material Port, Keyuan Rd., Science & Industry Park, Nanshan District, Shenzhen 518057, P.R. China

2.5. Measurement Uncertainty

Conducted emission expanded uncertainty : U=2.23dB, k=2

Power disturbance expanded uncertainty : U=2.92dB, k=2

Radiated emission expanded uncertainty : U=3.08dB, k=2
(9kHz-30MHz)

Radiated emission expanded uncertainty : U=4.42dB, k=2
(30MHz-1000MHz)

Radiated emission expanded uncertainty : U=4.06dB, k=2
(Above 1GHz)

3. MEASURING DEVICE AND TEST EQUIPMENT

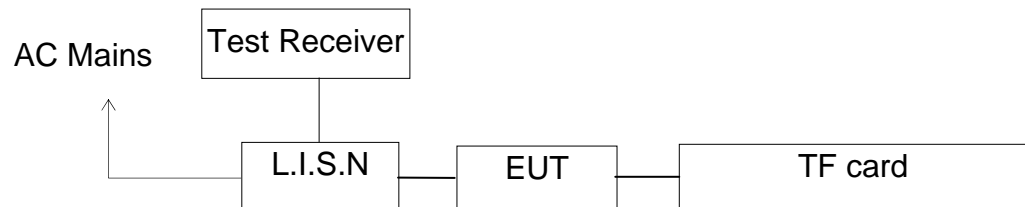
Table 1: List of Test and Measurement Equipment

Kind of equipment	Manufacturer	Type	S/N	Calibrated dates	Cal. Interval
EMI Test Receiver	Rohde&Schwarz	ESCS30	100307	Jan. 09, 2016	One Year
EMI Test Receiver	Rohde&Schwarz	ESPI3	101526/003	Jan. 09, 2016	One Year
Spectrum Analyzer	Agilent	E7405A	MY45115511	Jan. 09, 2016	One Year
Pre-Amplifier	Rohde&Schwarz	CBLU118354 0-01	3791	Jan. 09, 2016	One Year
Loop Antenna	Schwarzbeck	FMZB1516	1516131	Jan. 14, 2016	One Year
Bilog Antenna	Schwarzbeck	VULB9163	9163-323	Jan. 14, 2016	One Year
Horn Antenna	Schwarzbeck	BBHA9120D	9120D-655	Jan. 14, 2016	One Year
Horn Antenna	Schwarzbeck	BBHA9120D	9120D-1067	Jan. 14, 2016	One Year
LISN	Rohde&Schwarz	ESH3-Z5	100305	Jan. 09, 2016	One Year
LISN	Schwarzbeck	NSLK8126	8126431	Jan. 09, 2016	One Year
Highpass Filter	Wainwright Instruments	WHKX3.6/18 G-10SS	N/A	Jan. 09, 2016	One Year
Band Reject Filter	Wainwright Instruments	WRCG2400/2 485-2375/251 0-60/11SS	N/A	Jan. 09, 2016	One Year

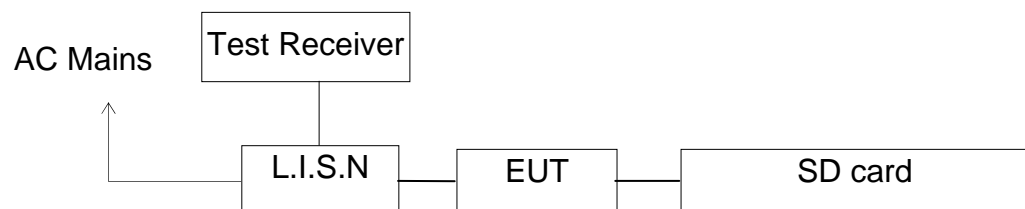
4. POWER LINE CONDUCTED MEASUREMENT

4.1. Block Diagram of Test Setup and Test mode description

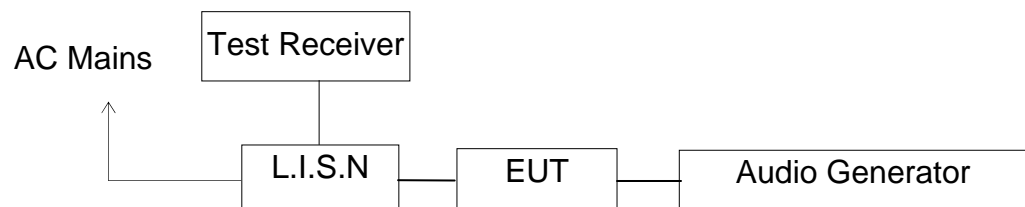
Test mode 1: TF card PLAYING



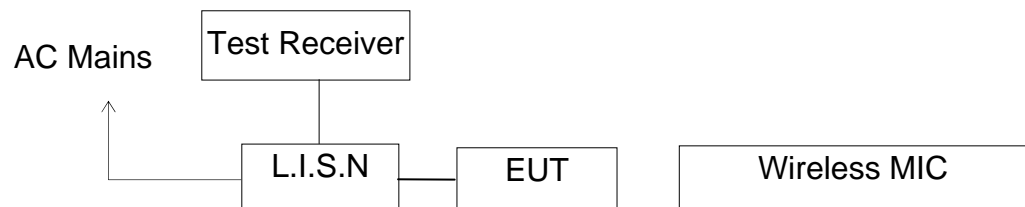
Test mode 2: SD card PLAYING



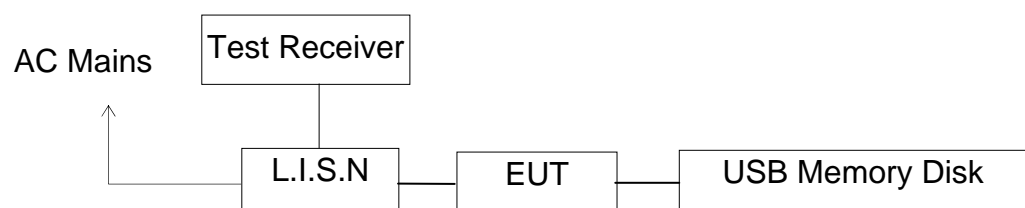
Test mode 3: AUX IN



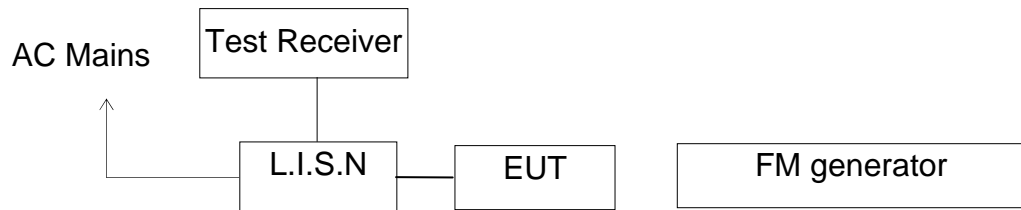
Test mode 4: 185.15MHz RX



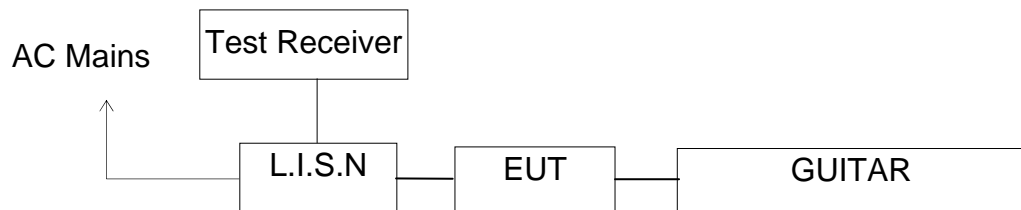
Test mode 5: USB PLAYING



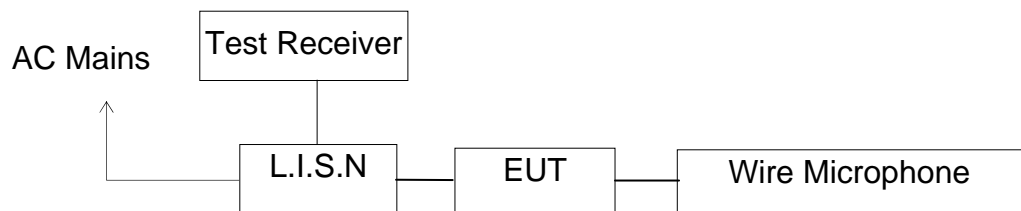
Test mode 6: FM



Test mode 7: GUITAR IN



Test mode 8: MIC IN



4.2. The Emission Limit

4.2.1. Conducted Emission Measurement Limits According to Section 15.107(a)

Frequency (MHz)	Limit dB(μV)	
	Quasi-peak Level	Average Level
0.15 - 0.50	66.0 – 56.0 *	56.0 – 46.0 *
0.50 - 5.00	56.0	46.0
5.00 - 30.00	60.0	50.0

* Decreases with the logarithm of the frequency.

4.3. Configuration of EUT on Measurement

The following equipments are installed on Power Line Conducted Emission Measurement to meet the commission requirement and operating regulations in a manner, which tends to maximize its emission characteristics in a normal application.

4.3.1. SPEAKER (EUT)

Model Number : TQ-LT1502
Serial Number : N/A
Manufacturer : TQL TRADING INC.

4.4. Operating Condition of EUT

4.4.1. Setup the EUT and simulator as shown as Section 4.1

4.4.2. Turn on the power of all equipment.

4.4.3. Let the EUT work in test mode and measure it.

4.5. Test Procedure

The EUT is put on the plane 0.1m high above the ground by insulating support and is connected to the power mains through a line impedance stabilization network (L.I.S.N.). This provides a 50ohm coupling impedance for the EUT system. Please refer the block diagram of the test setup and photographs. Both sides of AC lines are checked to find out the maximum conducted emission. In order to find the maximum emission levels, the relative positions of equipment and all of the interface cables shall be changed according to ANSI C63.4: 2014 on Conducted Emission Measurement.

The bandwidth of test receiver (R & S ESCS30) is set at 9kHz.

The frequency range from 150kHz to 30MHz is checked.

4.6. Power Line Conducted Emission Measurement Results

PASS.

Emissions attenuated more than 20 dB below the permissible value are not reported.

The spectral diagrams are shown in the following pages.

Test mode 1

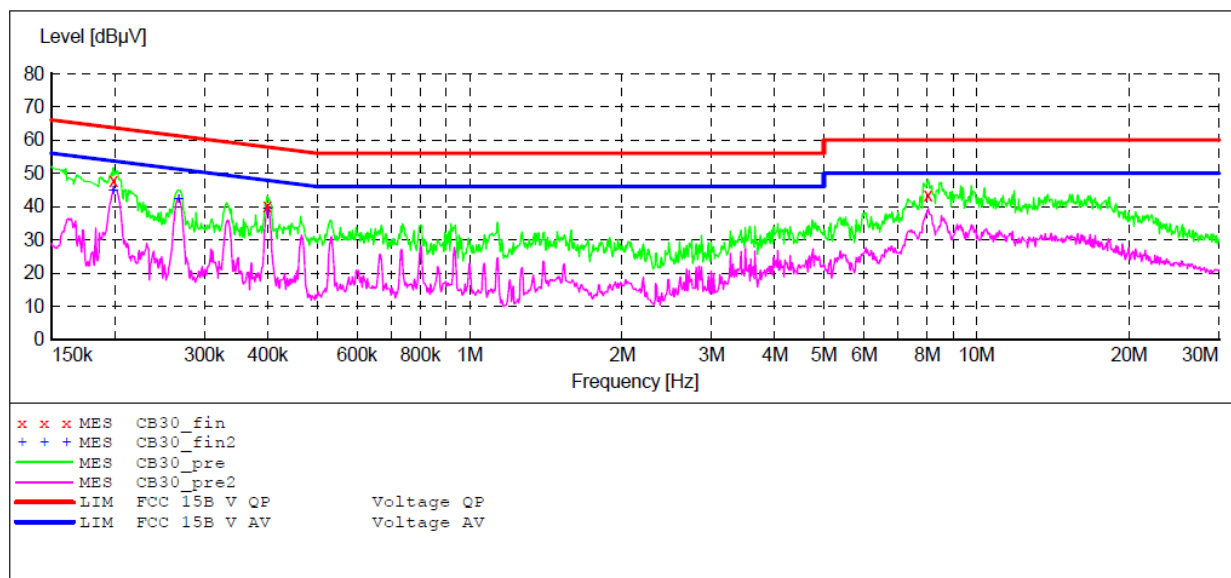
ACCURATE TECHNOLOGY CO., LTD

CONDUCTED EMISSION STANDARD FCC PART 15B

EUT: SPEAKER M/N:TQ-LT1502
 Manufacturer: TQL TRADING INC
 Operating Condition: TF card Playing
 Test Site: 1#Shielding Room
 Operator: STAR
 Test Specification: L 120V/60Hz
 Comment: Report No.:ATE20161339
 Start of Test: 2016-7-8 / 9:16:16AM

SCAN TABLE: "V 150K-30MHz fin"

Short Description: SUB STD VTERM2 1.70
 Start Stop Step Detector Meas. IF Transducer
 Frequency Frequency Width Time Bandw.
 150.0 kHz 30.0 MHz 0.8 % QuasiPeak 1.0 s 9 kHz NSLK8126 2008
 Average



MEASUREMENT RESULT: "CB30_fin"

2016-7-8 9:18AM

Frequency MHz	Level dBμV	Transd dB	Limit dBμV	Margin dB	Detector	Line	PE
0.198359	47.60	11.2	63.7	16.1	QP	L1	GND
0.398888	40.00	11.8	57.9	17.9	QP	L1	GND
8.027918	43.20	11.3	60	16.8	QP	L1	GND

MEASUREMENT RESULT: "CB30_fin2"

2016-7-8 9:18AM

Frequency MHz	Level dBμV	Transd dB	Limit dBμV	Margin dB	Detector	Line	PE
0.198359	45.00	11.2	53.7	8.7	AV	L1	GND
0.266530	42.30	11.5	51.2	8.9	AV	L1	GND
0.398888	39.50	11.8	47.9	8.4	AV	L1	GND

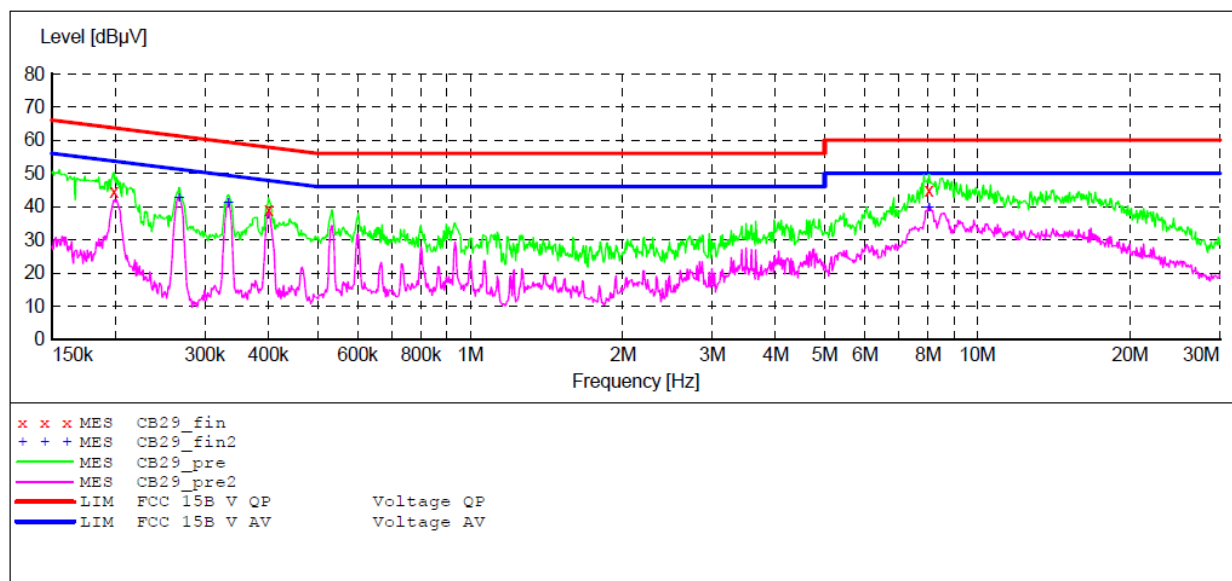
ACCURATE TECHNOLOGY CO., LTD

CONDUCTED EMISSION STANDARD FCC PART 15B

EUT: SPEAKER M/N:TQ-LT1502
 Manufacturer: TQL TRADING INC
 Operating Condition: TF card Playing
 Test Site: 1#Shielding Room
 Operator: STAR
 Test Specification: N 120V/60Hz
 Comment: Report No.:ATE20161339
 Start of Test: 2016-7-8 / 9:13:55AM

SCAN TABLE: "V 150K-30MHz fin"

Short Description: SUB STD VTERM2 1.70
 Start Stop Step Detector Meas. IF Transducer
 Frequency Frequency Width Time Bandw.
 150.0 kHz 30.0 MHz 0.8 % QuasiPeak 1.0 s 9 kHz NSLK8126 2008
 Average



MEASUREMENT RESULT: "CB29_fin"

2016-7-8 9:15AM

Frequency MHz	Level dBμV	Transd dB	Limit dBμV	Margin dB	Detector	Line	PE
0.198359	44.40	11.2	63.7	19.3	QP	N	GND
0.400483	39.00	11.8	57.8	18.8	QP	N	GND
8.027918	44.70	11.3	60	15.3	QP	N	GND

MEASUREMENT RESULT: "CB29_fin2"

2016-7-8 9:15AM

Frequency MHz	Level dBμV	Transd dB	Limit dBμV	Margin dB	Detector	Line	PE
0.266530	42.50	11.5	51.2	8.7	AV	N	GND
0.333299	41.10	11.7	49.4	8.3	AV	N	GND
8.027918	39.60	11.3	50	10.4	AV	N	GND

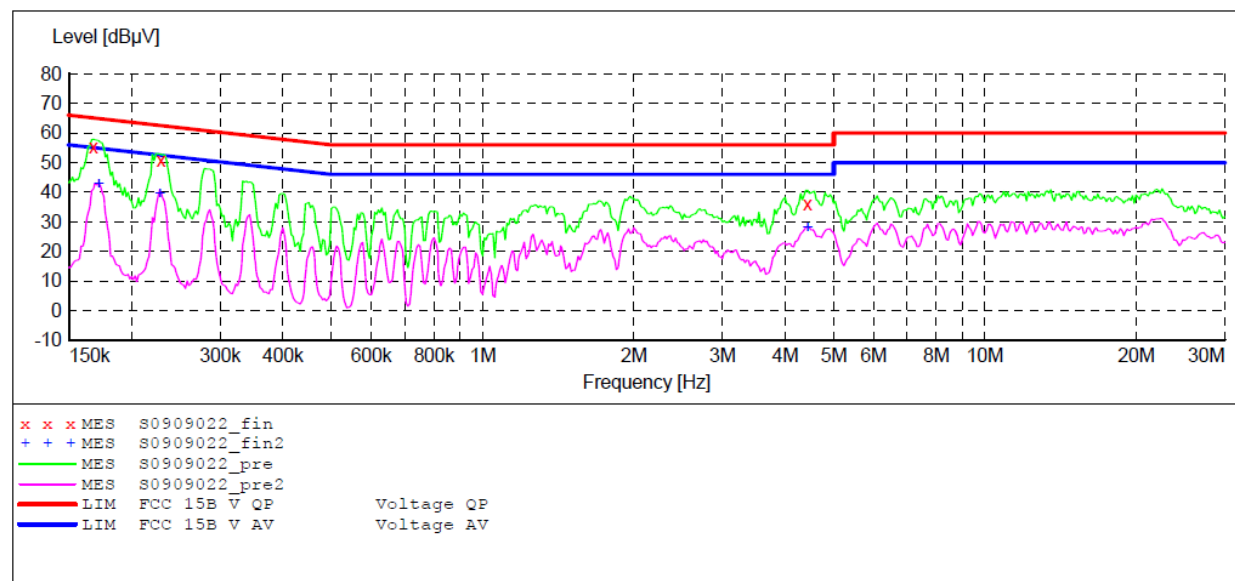
ACCURATE TECHNOLOGY CO., LTD

CONDUCTED EMISSION STANDARD FCC PART 15B

EUT: SPEAKER M/N:TQ-LT1502
 Manufacturer: TQL TRADING INC
 Operating Condition: TF card Playing
 Test Site: 1#Shielding Room
 Operator: Star
 Test Specification: N 220V/60Hz
 Comment: Report NO.:ATE20161339
 Start of Test: 2016-7-8 / 1:12:35PM

SCAN TABLE: "V 150K-30MHz fin"

Short Description: SUB STD VTERM2 1.70
 Start Stop Step Detector Meas. IF Transducer
 Frequency Frequency Width Time Bandw.
 150.0 kHz 30.0 MHz 0.8 % QuasiPeak 1.0 s 9 kHz NSLK8126 2008
 Average



MEASUREMENT RESULT: "S0909022_fin"

2016-7-8 1:14PM

Frequency MHz	Level dBuV	Transd dB	Limit dBuV	Margin dB	Detector	Line	PE
0.167702	55.20	11.1	65.1	9.9	QP	N	GND
0.228823	50.70	11.4	62.5	11.8	QP	N	GND
4.434222	35.80	11.5	56	20.2	QP	N	GND

MEASUREMENT RESULT: "S0909022_fin2"

2016-7-8 1:14PM

Frequency MHz	Level dBuV	Transd dB	Limit dBuV	Margin dB	Detector	Line	PE
0.171759	42.80	11.1	54.9	12.1	AV	N	GND
0.227007	39.50	11.3	52.6	13.1	AV	N	GND
4.434222	28.30	11.5	46	17.7	AV	N	GND

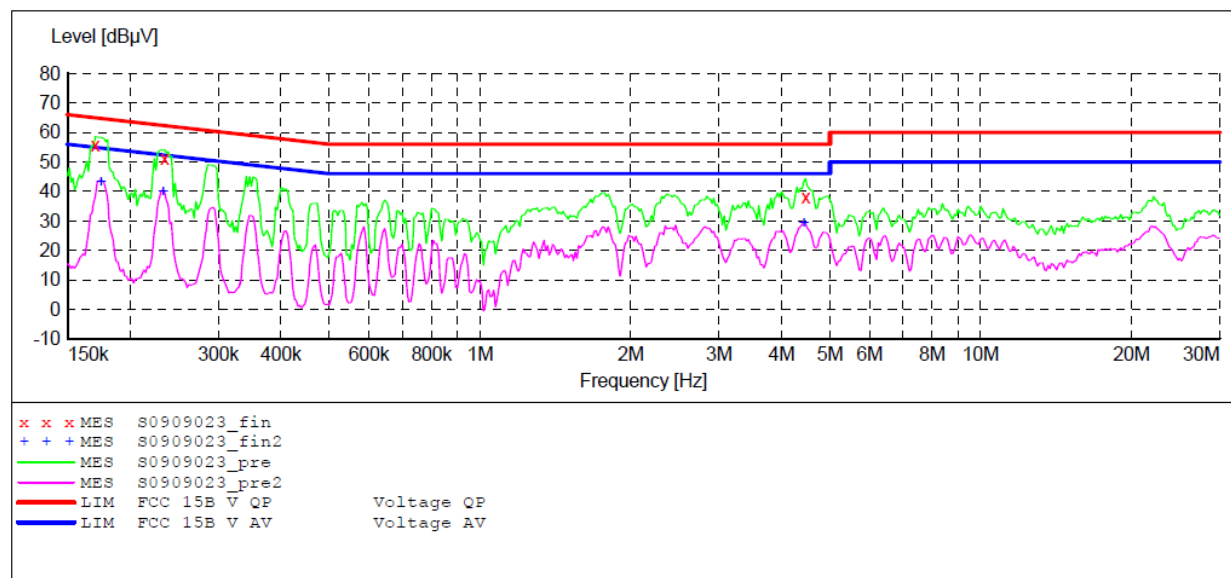
ACCURATE TECHNOLOGY CO., LTD

CONDUCTED EMISSION STANDARD FCC PART 15B

EUT: SPEAKER M/N:TQ-LT1502
 Manufacturer: TQL TRADING INC
 Operating Condition: TF card Playing
 Test Site: 1#Shielding Room
 Operator: Star
 Test Specification: L 220V/60Hz
 Comment: Report NO.:ATE20161339
 Start of Test: 2016-7-8 / 1:14:53PM

SCAN TABLE: "V 150K-30MHz fin"

Short Description: SUB STD VTERM2 1.70
 Start Stop Step Detector Meas. IF Transducer
 Frequency Frequency Width Time Bandw.
 150.0 kHz 30.0 MHz 0.8 % QuasiPeak 1.0 s 9 kHz NSLK8126 2008
 Average



MEASUREMENT RESULT: "S0909023_fin"

2016-7-8 1:16PM

Frequency MHz	Level dBμV	Transd dB	Limit dBμV	Margin dB	Detector	Line	PE
0.170396	55.60	11.1	64.9	9.3	QP	L1	GND
0.234359	51.30	11.4	62.3	11.0	QP	L1	GND
4.469696	38.10	11.5	56	17.9	QP	L1	GND

MEASUREMENT RESULT: "S0909023_fin2"

2016-7-8 1:16PM

Frequency MHz	Level dBμV	Transd dB	Limit dBμV	Margin dB	Detector	Line	PE
0.174518	43.50	11.1	54.7	11.2	AV	L1	GND
0.232499	40.20	11.4	52.4	12.2	AV	L1	GND
4.434222	29.40	11.5	46	16.6	AV	L1	GND

Test mode 2

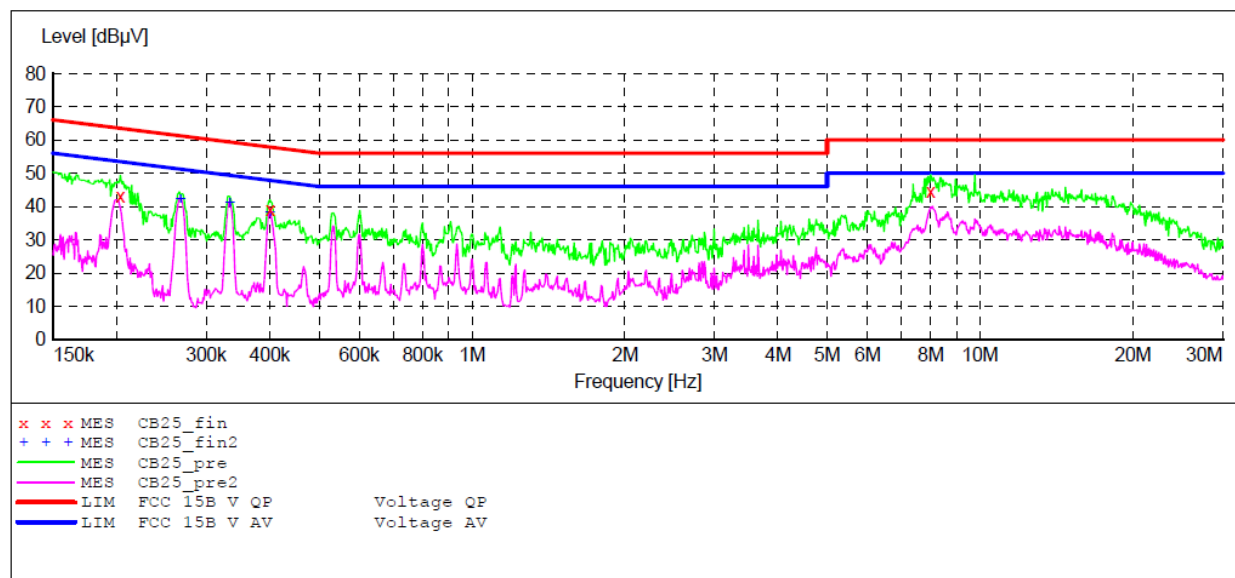
ACCURATE TECHNOLOGY CO., LTD

CONDUCTED EMISSION STANDARD FCC PART 15B

EUT: SPEAKER M/N:TQ-LT1502
 Manufacturer: TQL TRADING INC
 Operating Condition: SD card Playing
 Test Site: 1#Shielding Room
 Operator: STAR
 Test Specification: N 120V/60Hz
 Comment: Report No.:ATE20161339
 Start of Test: 2016-7-8 / 9:03:21AM

SCAN TABLE: "V 150K-30MHz fin"

Short Description: SUB STD VTERM2 1.70
 Start Stop Step Detector Meas. IF Transducer
 Frequency Frequency Width Time Bandw.
 150.0 kHz 30.0 MHz 0.8 % QuasiPeak 1.0 s 9 kHz NSLK8126 2008
 Average



MEASUREMENT RESULT: "CB25_fin"

2016-7-8 9:05AM

Frequency MHz	Level dBμV	Transd dB	Limit dBμV	Margin dB	Detector	Line	PE
0.203167	43.00	11.3	63.5	20.5	QP	N	GND
0.400483	38.90	11.8	57.8	18.9	QP	N	GND
7.995934	44.40	11.3	60	15.6	QP	N	GND

MEASUREMENT RESULT: "CB25_fin2"

2016-7-8 9:05AM

Frequency MHz	Level dBμV	Transd dB	Limit dBμV	Margin dB	Detector	Line	PE
0.266530	42.40	11.5	51.2	8.8	AV	N	GND
0.333299	41.10	11.7	49.4	8.3	AV	N	GND
0.400483	38.10	11.8	47.8	9.7	AV	N	GND

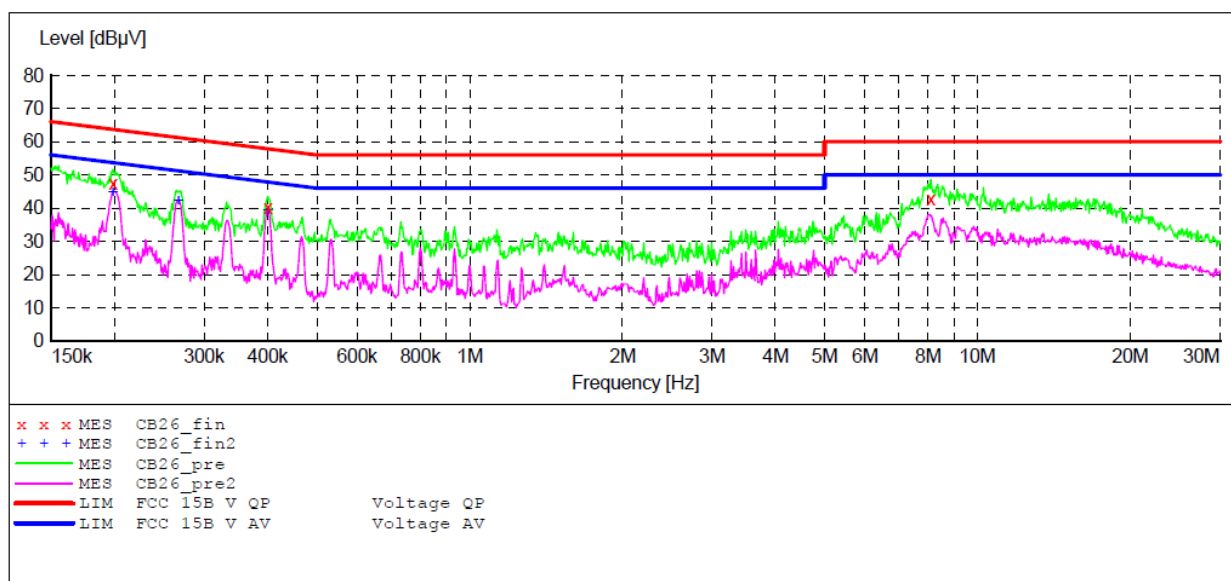
ACCURATE TECHNOLOGY CO., LTD

CONDUCTED EMISSION STANDARD FCC PART 15B

EUT: SPEAKER M/N:TQ-LT1502
 Manufacturer: TQL TRADING INC
 Operating Condition: SD card Playing
 Test Site: 1#Shielding Room
 Operator: STAR
 Test Specification: L 120V/60Hz
 Comment: Report No.:ATE20161339
 Start of Test: 2016-7-8 / 9:05:48AM

SCAN TABLE: "V 150K-30MHz fin"

Short Description: SUB STD VTERM2 1.70
 Start Stop Step Detector Meas. IF Transducer
 Frequency Frequency Width Time Bandw.
 150.0 kHz 30.0 MHz 0.8 % QuasiPeak 1.0 s 9 kHz NSLK8126 2008
 Average



MEASUREMENT RESULT: "CB26_fin"

2016-7-8 9:08AM

Frequency MHz	Level dBμV	Transd dB	Limit dBμV	Margin dB	Detector	Line	PE
0.198359	47.30	11.2	63.7	16.4	QP	L1	GND
0.400483	40.00	11.8	57.8	17.8	QP	L1	GND
8.092270	42.70	11.3	60	17.3	QP	L1	GND

MEASUREMENT RESULT: "CB26_fin2"

2016-7-8 9:08AM

Frequency MHz	Level dBμV	Transd dB	Limit dBμV	Margin dB	Detector	Line	PE
0.198359	44.80	11.2	53.7	8.9	AV	L1	GND
0.266530	42.30	11.5	51.2	8.9	AV	L1	GND
0.400483	39.50	11.8	47.8	8.3	AV	L1	GND

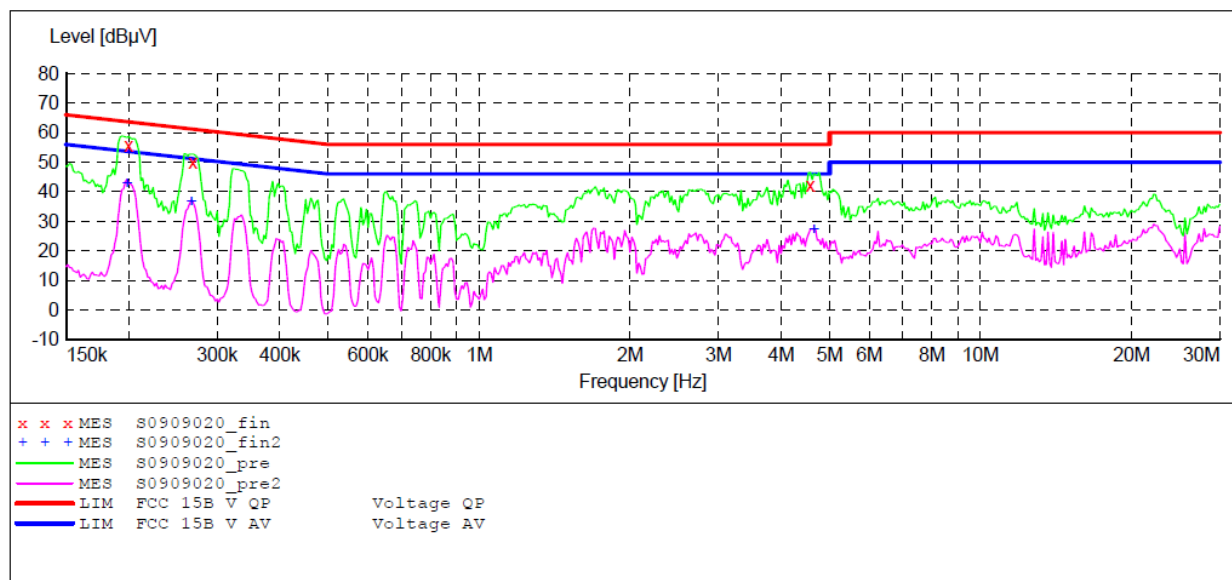
ACCURATE TECHNOLOGY CO., LTD

CONDUCTED EMISSION STANDARD FCC PART 15B

EUT: SPEAKER M/N:TQ-LT1502
 Manufacturer: TQL TRADING INC
 Operating Condition: SD card Playing
 Test Site: 1#Shielding Room
 Operator: Star
 Test Specification: L 220V/60Hz
 Comment: Report NO.:ATE20161339
 Start of Test: 2016-7-8 / 1:07:59PM

SCAN TABLE: "V 150K-30MHz fin"

Short Description: SUB STD VTERM2 1.70
 Start Stop Step Detector Meas. IF Transducer
 Frequency Frequency Width Time Bandw.
 150.0 kHz 30.0 MHz 0.8 % QuasiPeak 1.0 s 9 kHz NSLK8126 2008
 Average



MEASUREMENT RESULT: "S0909020_fin"

2016-7-8 1:09PM

Frequency MHz	Level dBuV	Transd dB	Limit dBuV	Margin dB	Detector	Line	PE
0.199834	55.60	11.2	63.6	8.0	QP	L1	GND
0.268355	49.70	11.5	61.2	11.5	QP	L1	GND
4.577829	42.00	11.5	56	14.0	QP	L1	GND

MEASUREMENT RESULT: "S0909020_fin2"

2016-7-8 1:09PM

Frequency MHz	Level dBuV	Transd dB	Limit dBuV	Margin dB	Detector	Line	PE
0.198248	42.80	11.2	53.7	10.9	AV	L1	GND
0.266225	36.70	11.5	51.2	14.5	AV	L1	GND
4.651367	27.50	11.5	46	18.5	AV	L1	GND

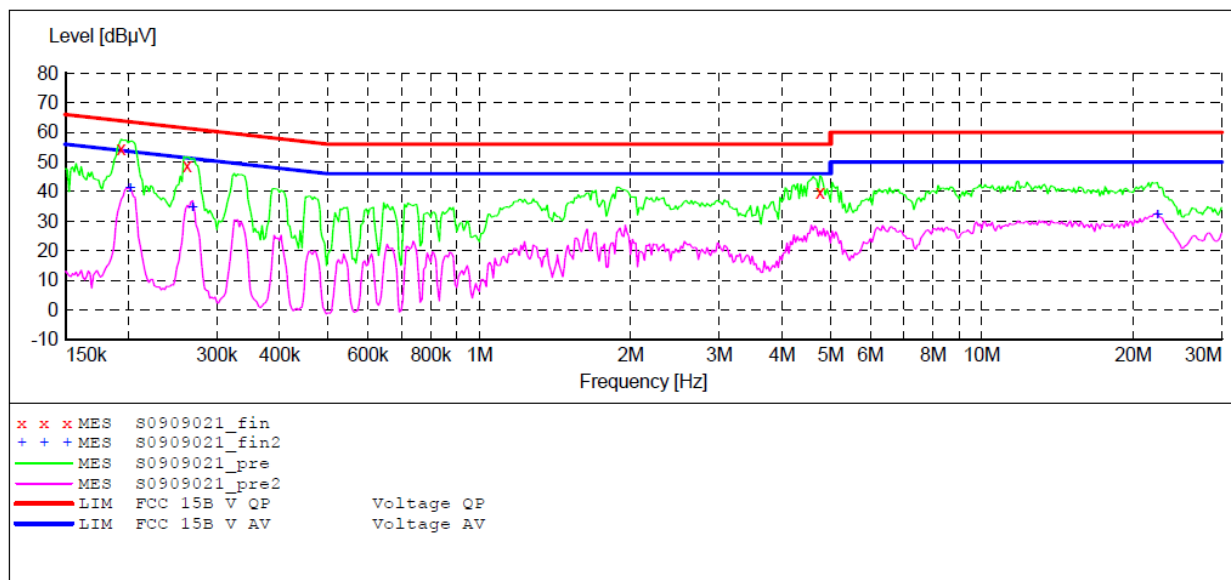
ACCURATE TECHNOLOGY CO., LTD

CONDUCTED EMISSION STANDARD FCC PART 15B

EUT: SPEAKER M/N:TQ-LT1502
 Manufacturer: TQL TRADING INC
 Operating Condition: SD card Playing
 Test Site: 1#Shielding Room
 Operator: Star
 Test Specification: N 220V/60Hz
 Comment: Report NO.:ATE20161339
 Start of Test: 2016-7-8 / 1:10:15PM

SCAN TABLE: "V 150K-30MHz fin"

Short Description: SUB STD VTERM2 1.70
 Start Stop Step Detector Meas. IF Transducer
 Frequency Frequency Width Time Bandw.
 150.0 kHz 30.0 MHz 0.8 % QuasiPeak 1.0 s 9 kHz NSLK8126 2008
 Average



MEASUREMENT RESULT: "S0909021_fin"

2016-7-8 1:12PM

Frequency MHz	Level dBμV	Transd dB	Limit dBμV	Margin dB	Detector	Line	PE
0.193566	54.50	11.2	63.9	9.4	QP	N	GND
0.262016	48.80	11.5	61.4	12.6	QP	N	GND
4.763895	39.80	11.4	56	16.2	QP	N	GND

MEASUREMENT RESULT: "S0909021_fin2"

2016-7-8 1:12PM

Frequency MHz	Level dBμV	Transd dB	Limit dBμV	Margin dB	Detector	Line	PE
0.201433	41.40	11.2	53.6	12.2	AV	N	GND
0.268355	34.80	11.5	51.2	16.4	AV	N	GND
22.351436	32.20	11.1	50	17.8	AV	N	GND

Test mode 3

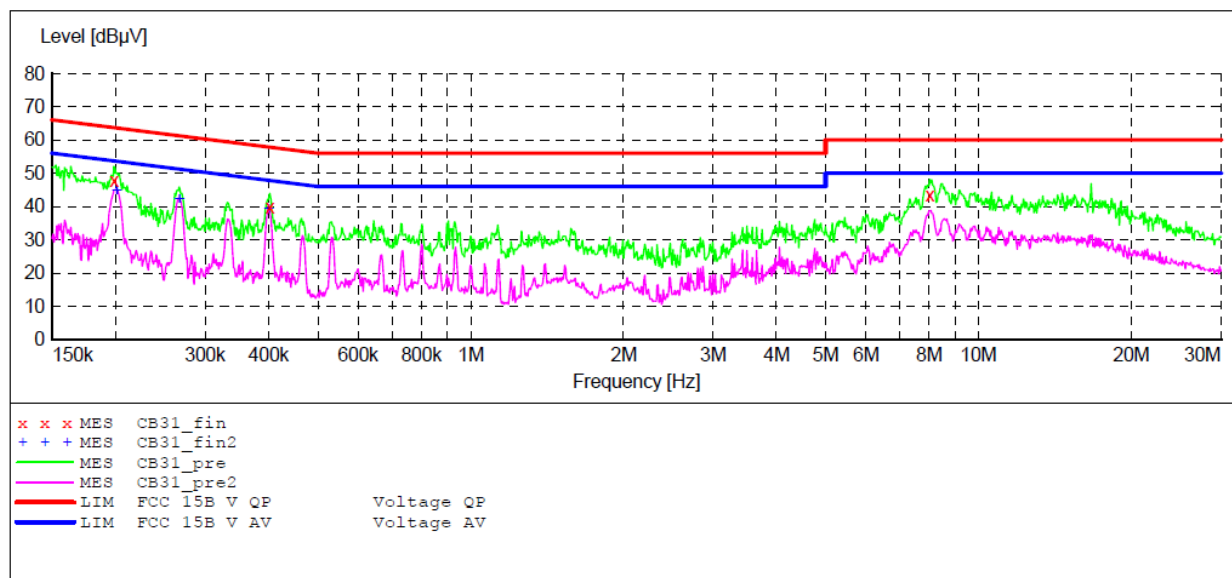
ACCURATE TECHNOLOGY CO., LTD

CONDUCTED EMISSION STANDARD FCC PART 15B

EUT: SPEAKER M/N:TQ-LT1502
 Manufacturer: TQL TRADING INC
 Operating Condition: AUX IN
 Test Site: 1#Shielding Room
 Operator: STAR
 Test Specification: L 120V/60Hz
 Comment: Report No.:ATE20161339
 Start of Test: 2016-7-8 / 9:18:45AM

SCAN TABLE: "V 150K-30MHz fin"

Short Description: SUB STD VTERM2 1.70
 Start Stop Step Detector Meas. IF Transducer
 Frequency Frequency Width Time Bandw.
 150.0 kHz 30.0 MHz 0.8 % QuasiPeak 1.0 s 9 kHz NSLK8126 2008
 Average



MEASUREMENT RESULT: "CB31_fin"

2016-7-8 9:20AM

Frequency MHz	Level dBμV	Transd dB	Limit dBμV	Margin dB	Detector	Line	PE
0.198359	47.60	11.2	63.7	16.1	QP	L1	GND
0.402085	39.90	11.8	57.8	17.9	QP	L1	GND
8.027918	43.30	11.3	60	16.7	QP	L1	GND

MEASUREMENT RESULT: "CB31_fin2"

2016-7-8 9:20AM

Frequency MHz	Level dBμV	Transd dB	Limit dBμV	Margin dB	Detector	Line	PE
0.200748	44.90	11.2	53.6	8.7	AV	L1	GND
0.266530	42.30	11.5	51.2	8.9	AV	L1	GND
0.400483	39.50	11.8	47.8	8.3	AV	L1	GND

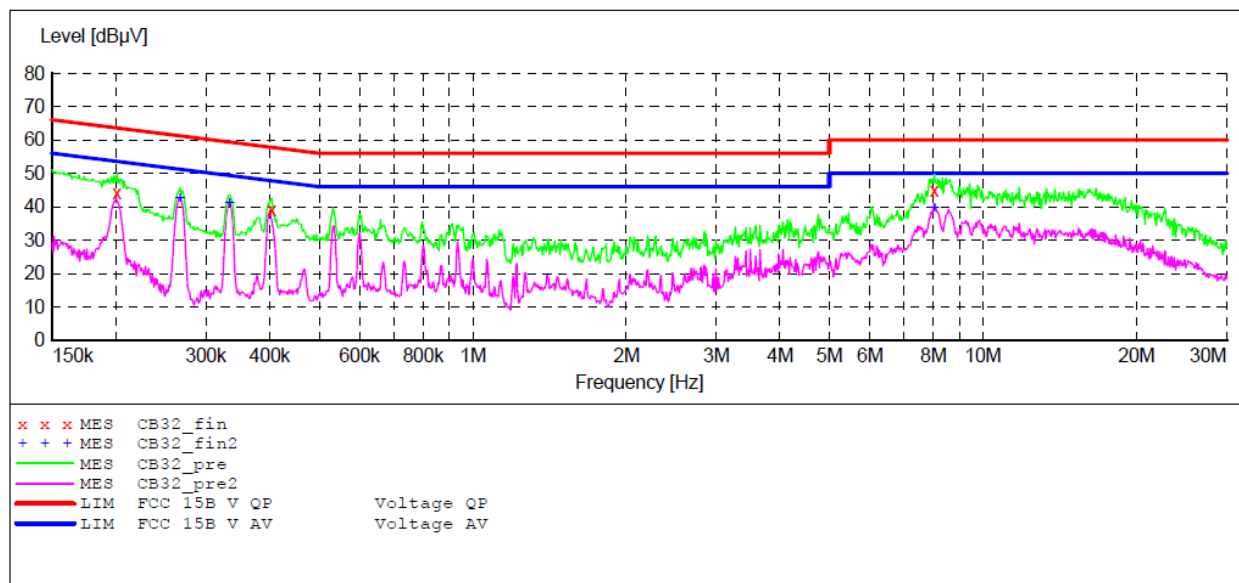
ACCURATE TECHNOLOGY CO., LTD

CONDUCTED EMISSION STANDARD FCC PART 15B

EUT: SPEAKER M/N:TQ-LT1502
 Manufacturer: TQL TRADING INC
 Operating Condition: AUX IN
 Test Site: 1#Shielding Room
 Operator: STAR
 Test Specification: N 120V/60Hz
 Comment: Report No.:ATE20161339
 Start of Test: 2016-7-8 / 9:21:13AM

SCAN TABLE: "V 150K-30MHz fin"

Short Description: SUB STD VTERM2 1.70
 Start Stop Step Detector Meas. IF Transducer
 Frequency Frequency Width Time Bandw.
 150.0 kHz 30.0 MHz 0.8 % QuasiPeak 1.0 s 9 kHz NSLK8126 2008
 Average



MEASUREMENT RESULT: "CB32_fin"

2016-7-8 9:23AM

Frequency MHz	Level dBμV	Transd dB	Limit dBμV	Margin dB	Detector	Line	PE
0.200748	44.20	11.2	63.6	19.4	QP	N	GND
0.403694	39.00	11.8	57.8	18.8	QP	N	GND
8.027918	44.80	11.3	60	15.2	QP	N	GND

MEASUREMENT RESULT: "CB32_fin2"

2016-7-8 9:23AM

Frequency MHz	Level dBμV	Transd dB	Limit dBμV	Margin dB	Detector	Line	PE
0.266530	42.50	11.5	51.2	8.7	AV	N	GND
0.333299	41.10	11.7	49.4	8.3	AV	N	GND
8.027918	39.70	11.3	50	10.3	AV	N	GND

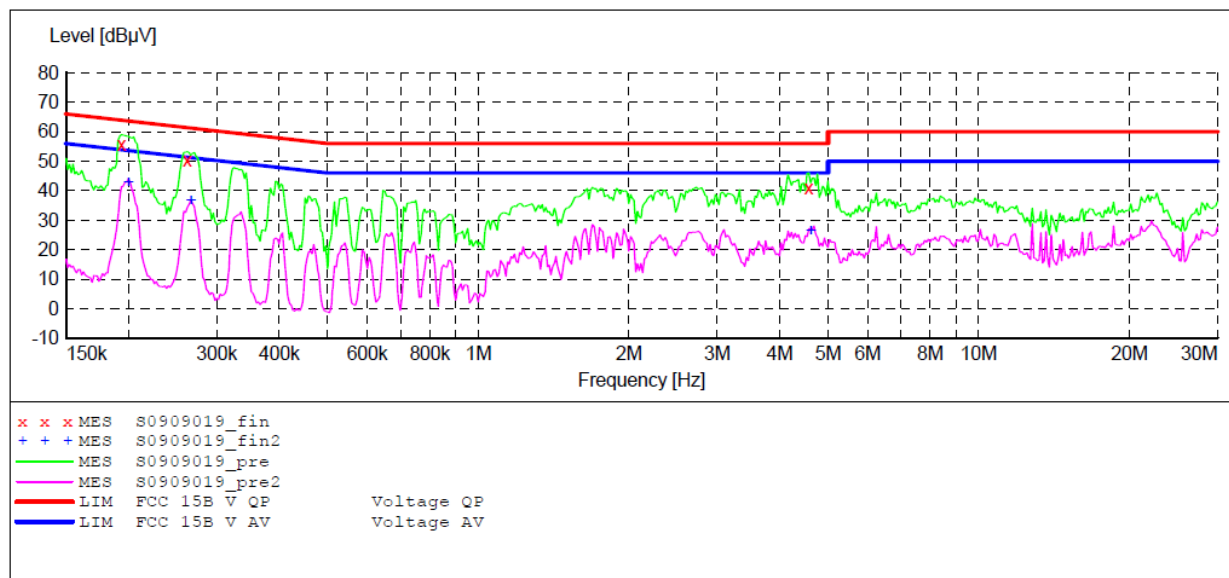
ACCURATE TECHNOLOGY CO., LTD

CONDUCTED EMISSION STANDARD FCC PART 15B

EUT: SPEAKER M/N:TQ-LT1502
 Manufacturer: TQL TRADING INC
 Operating Condition: AUX IN
 Test Site: 1#Shielding Room
 Operator: Star
 Test Specification: L 220V/60Hz
 Comment: Report NO.:ATE20161339
 Start of Test: 2016-7-8 / 1:05:47PM

SCAN TABLE: "V 150K-30MHz fin"

Short Description: SUB STD VTERM2 1.70
 Start Stop Step Detector Meas. IF Transducer
 Frequency Frequency Width Time Bandw.
 150.0 kHz 30.0 MHz 0.8 % QuasiPeak 1.0 s 9 kHz NSLK8126 2008
 Average



MEASUREMENT RESULT: "S0909019_fin"

2016-7-8 1:07PM

Frequency MHz	Level dBuV	Transd dB	Limit dBuV	Margin dB	Detector	Line	PE
0.193566	55.40	11.2	63.9	8.5	QP	L1	GND
0.262016	50.30	11.5	61.4	11.1	QP	L1	GND
4.577829	40.80	11.5	56	15.2	QP	L1	GND

MEASUREMENT RESULT: "S0909019_fin2"

2016-7-8 1:07PM

Frequency MHz	Level dBuV	Transd dB	Limit dBuV	Margin dB	Detector	Line	PE
0.199834	43.10	11.2	53.6	10.5	AV	L1	GND
0.266225	36.70	11.5	51.2	14.5	AV	L1	GND
4.614451	26.70	11.5	46	19.3	AV	L1	GND

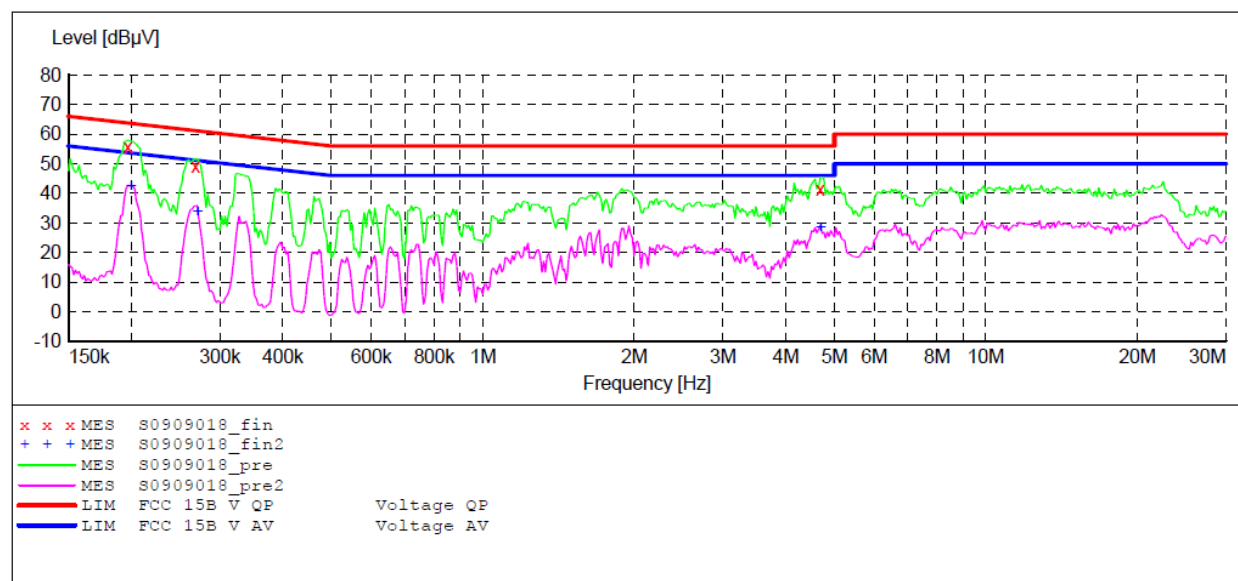
ACCURATE TECHNOLOGY CO., LTD

CONDUCTED EMISSION STANDARD FCC PART 15B

EUT: SPEAKER M/N:TQ-LT1502
 Manufacturer: TQL TRADING INC
 Operating Condition: AUX IN
 Test Site: 1#Shielding Room
 Operator: Star
 Test Specification: N 220V/60Hz
 Comment: Report NO.:ATE20161339
 Start of Test: 2016-7-8 / 1:02:58PM

SCAN TABLE: "V 150K-30MHz fin"

Short Description: SUB STD VTERM2 1.70
 Start Stop Step Detector Meas. IF Transducer
 Frequency Frequency Width Time Bandw.
 150.0 kHz 30.0 MHz 0.8 % QuasiPeak 1.0 s 9 kHz NSLK8126 2008
 Average



MEASUREMENT RESULT: "S0909018_fin"

2016-7-8 1:05PM

Frequency MHz	Level dBuV	Transd dB	Limit dBuV	Margin dB	Detector	Line	PE
0.196675	55.50	11.2	63.7	8.2	QP	N	GND
0.268355	48.90	11.5	61.2	12.3	QP	N	GND
4.688578	41.20	11.5	56	14.8	QP	N	GND

MEASUREMENT RESULT: "S0909018_fin2"

2016-7-8 1:05PM

Frequency MHz	Level dBuV	Transd dB	Limit dBuV	Margin dB	Detector	Line	PE
0.199834	42.40	11.2	53.6	11.2	AV	N	GND
0.270502	33.80	11.5	51.1	17.3	AV	N	GND
4.688578	28.40	11.5	46	17.6	AV	N	GND

Test mode 4

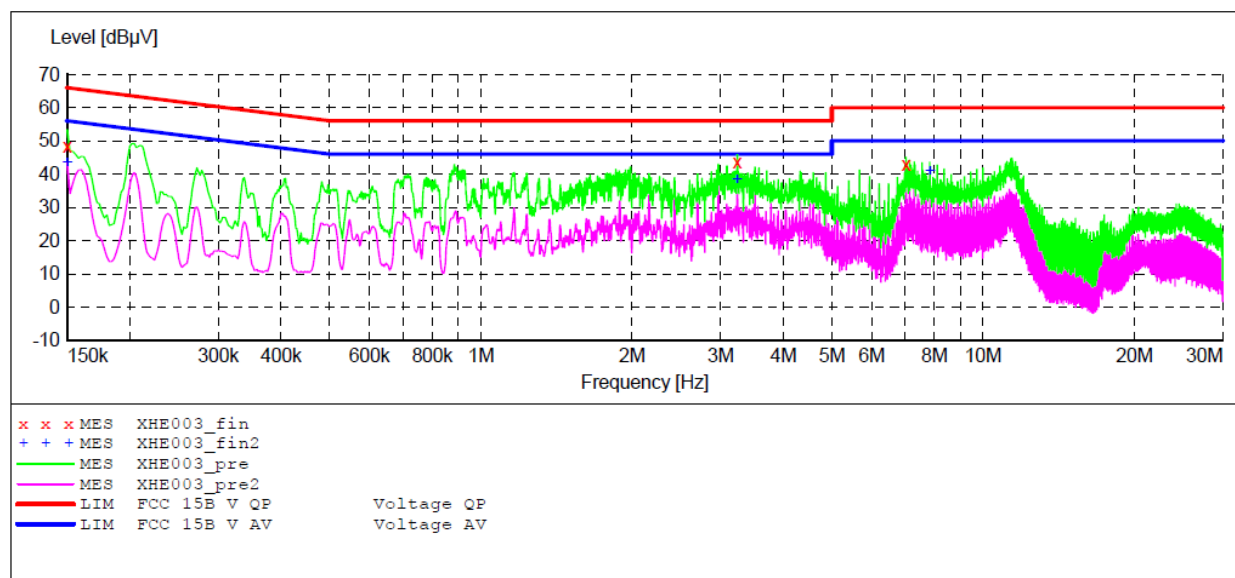
ACCURATE TECHNOLOGY CO., LTD

CONDUCTED EMISSION STANDARD FCC PART 15B

EUT: SPEAKER M/N:TQ-LT1502
 Manufacturer: TQL TRADING INC
 Operating Condition: 185.15MHz RX
 Test Site: 2#Shielding Room
 Operator: STAR
 Test Specification: L 120V/60Hz
 Comment: Report No.:ATE20161339
 Start of Test: 2016-7-12 / 13:43:06

SCAN TABLE: "V 150K-30MHz fin"

Short Description: SUB STD VTERM2 1.70
 Start Stop Step Detector Meas. IF Transducer
 Frequency Frequency Width Time Bandw.
 150.0 kHz 30.0 MHz 4.5 kHz QuasiPeak 1.0 s 9 kHz LISN (ESH3-Z5)
 Average



MEASUREMENT RESULT: "XHE003_fin"

2016-7-12 13:46

Frequency MHz	Level dBμV	Transd dB	Limit dBμV	Margin dB	Detector	Line	PE
0.150000	48.30	10.3	66	17.7	QP	L1	GND
3.242000	43.50	11.7	56	12.5	QP	L1	GND
7.022000	42.80	11.8	60	17.2	QP	L1	GND

MEASUREMENT RESULT: "XHE003_fin2"

2016-7-12 13:46

Frequency MHz	Level dBμV	Transd dB	Limit dBμV	Margin dB	Detector	Line	PE
0.150000	43.50	10.3	56	12.5	AV	L1	GND
3.242000	38.50	11.7	46	7.5	AV	L1	GND
7.832000	41.00	11.8	50	9.0	AV	L1	GND

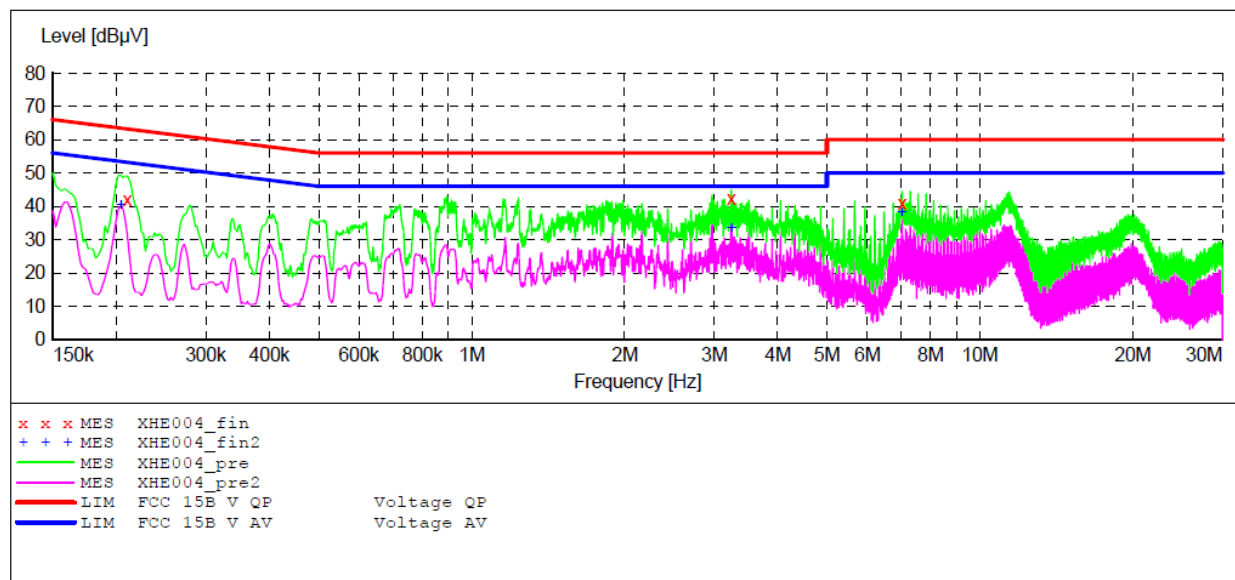
ACCURATE TECHNOLOGY CO., LTD

CONDUCTED EMISSION STANDARD FCC PART 15B

EUT: SPEAKER M/N:TQ-LT1502
 Manufacturer: TQL TRADING INC
 Operating Condition: 185.15MHz RX
 Test Site: 2#Shielding Room
 Operator: STAR
 Test Specification: N 120V/60Hz
 Comment: Report No.:ATE20161339
 Start of Test: 2016-7-12 / 13:46:50

SCAN TABLE: "V 150K-30MHz fin"

Short Description: SUB STD VTERM2 1.70
 Start Stop Step Detector Meas. IF Transducer
 Frequency Frequency Width Time Bandw.
 150.0 kHz 30.0 MHz 4.5 kHz QuasiPeak 1.0 s 9 kHz LISN(ESH3-Z5)
 Average



MEASUREMENT RESULT: "XHE004_fin"

2016-7-12 13:48

Frequency MHz	Level dBμV	Transd dB	Limit dBμV	Margin dB	Detector	Line	PE
0.210000	41.80	10.7	63.2	21.4	QP	N	GND
3.242000	42.10	11.7	56	13.9	QP	N	GND
7.022000	40.80	11.8	60	19.2	QP	N	GND

MEASUREMENT RESULT: "XHE004_fin2"

2016-7-12 13:48

Frequency MHz	Level dBμV	Transd dB	Limit dBμV	Margin dB	Detector	Line	PE
0.204000	40.40	10.6	53.4	13.0	AV	N	GND
3.242000	33.40	11.7	46	12.6	AV	N	GND
7.022000	38.10	11.8	50	11.9	AV	N	GND

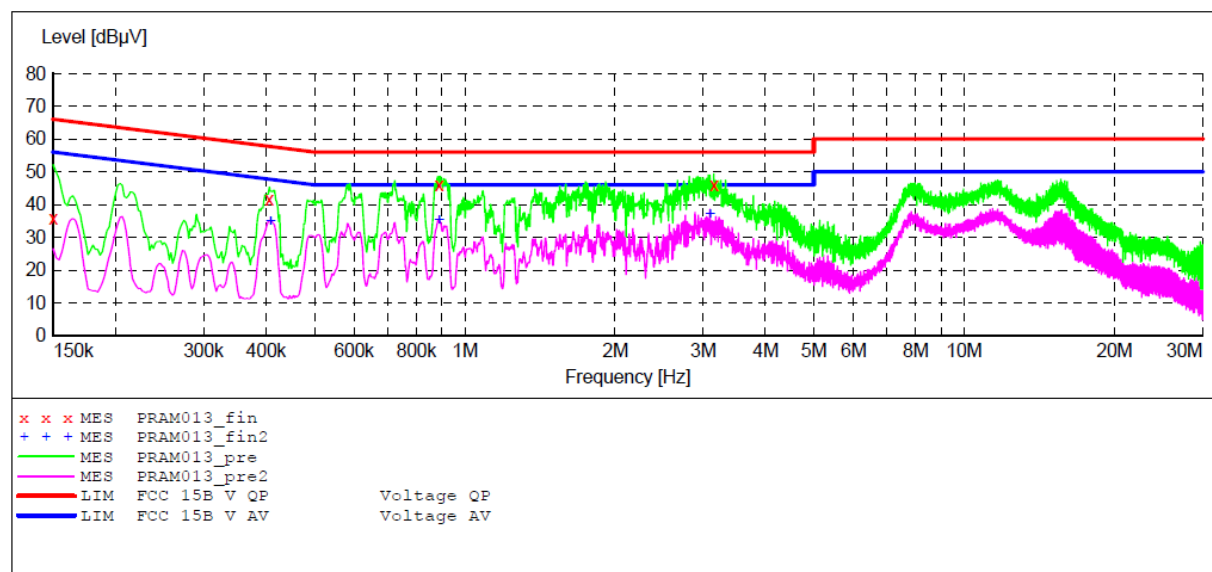
ACCURATE TECHNOLOGY CO.,LTD

CONDUCTED EMISSION STANDARD FCC PART 15B

EUT: SPEAKER M/N:TQ-LT1502
 Manufacturer: TQL TRADING INC
 Operating Condition: 185.15MHz RX
 Test Site: 2#Shielding Room
 Operator: star
 Test Specification: L 220V/60Hz
 Comment: Report No.:ATE20161339
 Start of Test: 2016-7-12 / 9:11:43

SCAN TABLE: "V 150K-30MHz fin"

Short Description: SUB STD VTERM2 1.70
 Start Stop Step Detector Meas. IF Transducer
 Frequency Frequency Width Time Bandw.
 150.0 kHz 30.0 MHz 4.5 kHz QuasiPeak 1.0 s 9 kHz LISN (ESH3-Z5)
 Average



MEASUREMENT RESULT: "PRAM013_fin"

2016-7-12 9:13

Frequency MHz	Level dBμV	Transd dB	Limit dBμV	Margin dB	Detector	Line	PE
0.406000	41.40	11.3	57.7	16.3	QP	L1	GND
0.888000	45.90	11.6	56	10.1	QP	L1	GND
3.152000	46.10	11.7	56	9.9	QP	L1	GND

MEASUREMENT RESULT: "PRAM013_fin2"

2016-7-12 9:13

Frequency MHz	Level dBμV	Transd dB	Limit dBμV	Margin dB	Detector	Line	PE
0.408000	35.00	11.3	47.7	12.7	AV	L1	GND
0.888000	35.20	11.6	46	10.8	AV	L1	GND
3.098000	37.10	11.7	46	8.9	AV	L1	GND

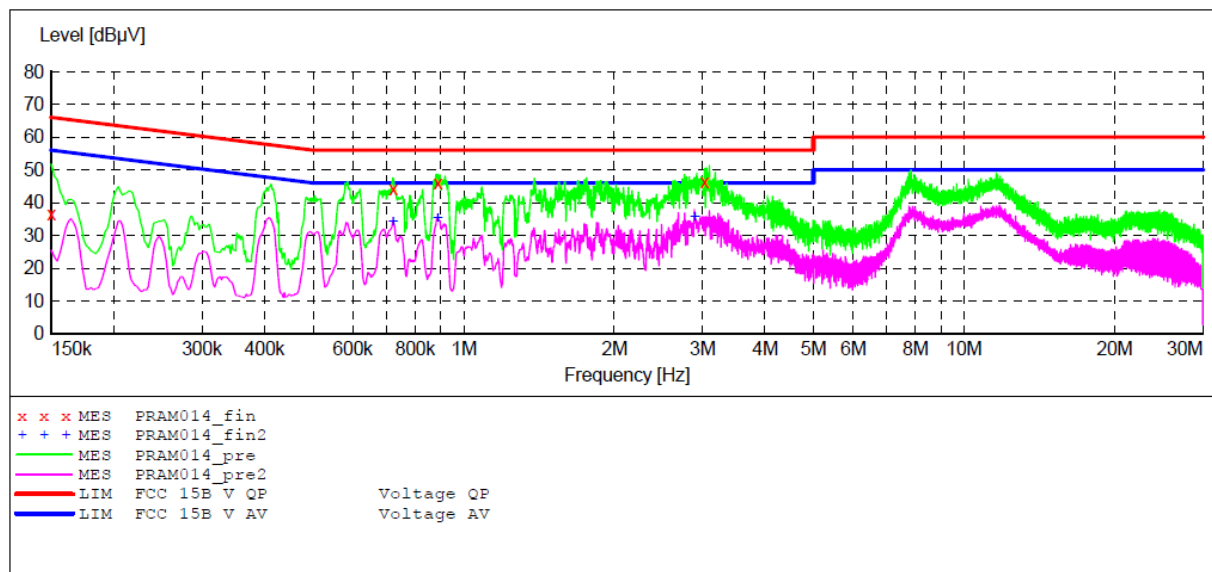
ACCURATE TECHNOLOGY CO., LTD

CONDUCTED EMISSION STANDARD FCC PART 15B

EUT: SPEAKER M/N:TQ-LT1502
 Manufacturer: TQL TRADING INC
 Operating Condition: 185.15MHz RX
 Test Site: 2#Shielding Room
 Operator: star
 Test Specification: N 220V/60Hz
 Comment: Report No.:ATE20161339
 Start of Test: 2016-7-12 / 9:15:39

SCAN TABLE: "V 150K-30MHz fin"

Short Description: SUB STD VTERM2 1.70
 Start Stop Step Detector Meas. IF Transducer
 Frequency Frequency Width Time Bandw.
 150.0 kHz 30.0 MHz 4.5 kHz QuasiPeak 1.0 s 9 kHz LISN (ESH3-Z5)
 Average



MEASUREMENT RESULT: "PRAM014_fin"

2016-7-12 9:16

Frequency MHz	Level dBμV	Transd dB	Limit dBμV	Margin dB	Detector	Line	PE
0.722000	44.10	11.5	56	11.9	QP	N	GND
0.888000	46.00	11.6	56	10.0	QP	N	GND
3.030500	46.40	11.7	56	9.6	QP	N	GND

MEASUREMENT RESULT: "PRAM014_fin2"

2016-7-12 9:16

Frequency MHz	Level dBμV	Transd dB	Limit dBμV	Margin dB	Detector	Line	PE
0.722000	34.10	11.5	46	11.9	AV	N	GND
0.886000	35.30	11.6	46	10.7	AV	N	GND
2.891000	35.90	11.7	46	10.1	AV	N	GND

Test mode 5

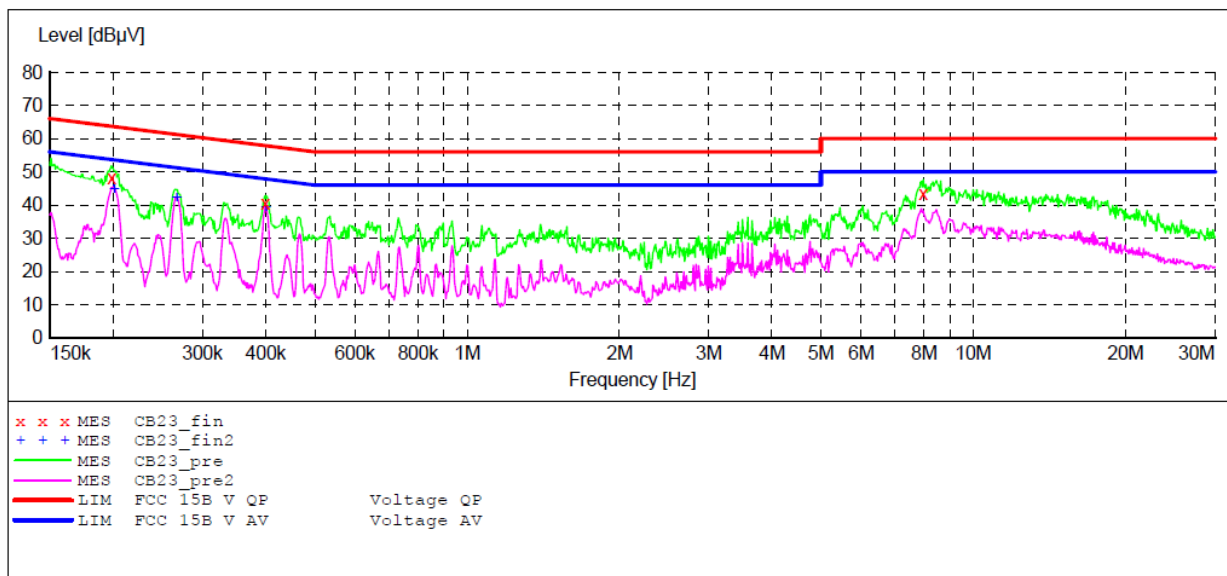
ACCURATE TECHNOLOGY CO., LTD

CONDUCTED EMISSION STANDARD FCC PART 15B

EUT: SPEAKER M/N:TQ-LT1502
 Manufacturer: TQL TRADING INC
 Operating Condition: USB Play
 Test Site: 1#Shielding Room
 Operator: STAR
 Test Specification: L 120V/60Hz
 Comment: Report No.:ATE20161339
 Start of Test: 2016-7-8 / 8:57:16AM

SCAN TABLE: "V 150K-30MHz fin"

Short Description: SUB STD VTERM2 1.70
 Start Stop Step Detector Meas. IF Transducer
 Frequency Frequency Width Time Bandw.
 150.0 kHz 30.0 MHz 0.8 % QuasiPeak 1.0 s 9 kHz NSLK8126 2008
 Average



MEASUREMENT RESULT: "CB23_fin"

2016-7-8 8:59AM

Frequency MHz	Level dBμV	Transd dB	Limit dBμV	Margin dB	Detector	Line	PE
0.198359	48.30	11.2	63.7	15.4	QP	L1	GND
0.398888	40.30	11.8	57.9	17.6	QP	L1	GND
7.964078	43.30	11.3	60	16.7	QP	L1	GND

MEASUREMENT RESULT: "CB23_fin2"

2016-7-8 8:59AM

Frequency MHz	Level dBμV	Transd dB	Limit dBμV	Margin dB	Detector	Line	PE
0.200748	44.90	11.2	54.6	8.7	AV	L1	GND
0.266530	42.20	11.5	51.2	9.0	AV	L1	GND
0.400483	39.30	11.8	47.8	8.5	AV	L1	GND

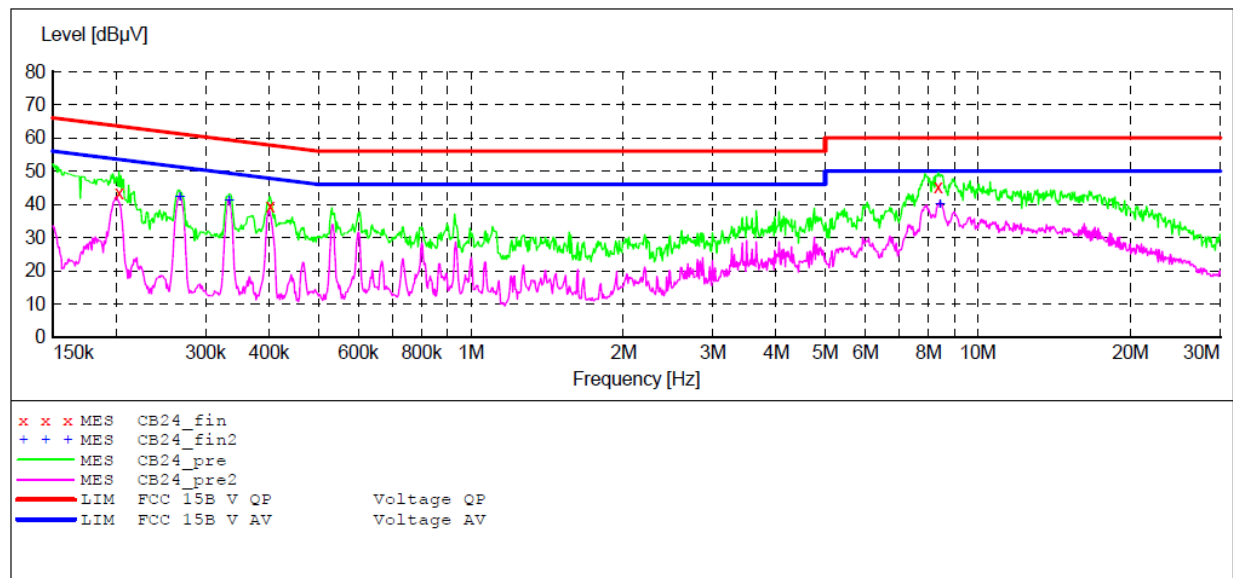
ACCURATE TECHNOLOGY CO.,LTD

CONDUCTED EMISSION STANDARD FCC PART 15B

EUT: SPEAKER M/N:TQ-LT1502
 Manufacturer: TQL TRADING INC
 Operating Condition: USB Play
 Test Site: 1#Shielding Room
 Operator: STAR
 Test Specification: N 120V/60Hz
 Comment: Report No.:ATE20161339
 Start of Test: 2016-7-8 / 9:00:43AM

SCAN TABLE: "V 150K-30MHz fin"

Short Description: SUB STD VTERM2 1.70
 Start Stop Step Detector Meas. IF Transducer
 Frequency Frequency Width Time Bandw.
 150.0 kHz 30.0 MHz 0.8 % QuasiPeak 1.0 s 9 kHz NSLK8126 2008
 Average



MEASUREMENT RESULT: "CB24_fin"

2016-7-8 9:02AM

Frequency MHz	Level dBμV	Transd dB	Limit dBμV	Margin dB	Detector	Line	PE
0.202358	43.20	11.2	63.5	20.3	QP	N	GND
0.402085	39.20	11.8	57.8	18.6	QP	N	GND
8.354877	45.30	11.3	60	14.7	QP	N	GND

MEASUREMENT RESULT: "CB24_fin2"

2016-7-8 9:02AM

Frequency MHz	Level dBμV	Transd dB	Limit dBμV	Margin dB	Detector	Line	PE
0.266530	42.40	11.5	51.2	8.8	AV	N	GND
0.333299	41.10	11.7	49.4	8.3	AV	N	GND
8.421850	40.20	11.3	50	9.8	AV	N	GND

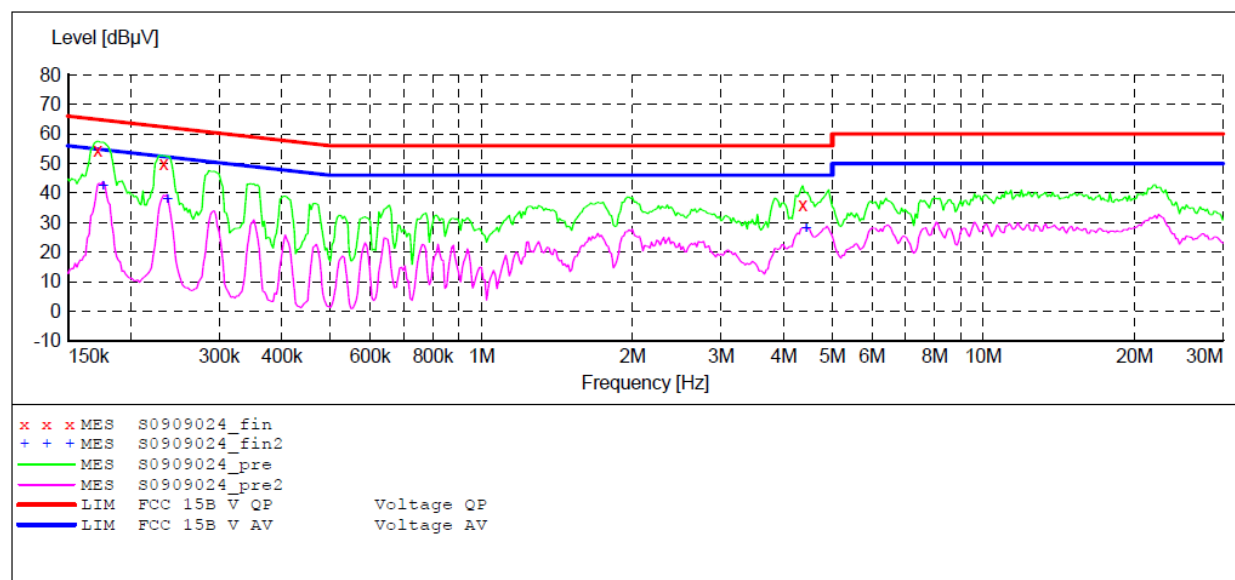
ACCURATE TECHNOLOGY CO.,LTD

CONDUCTED EMISSION STANDARD FCC PART 15B

EUT: SPEAKER M/N:TQ-LT1502
 Manufacturer: TQL TRADING INC
 Operating Condition: USB Play
 Test Site: 1#Shielding Room
 Operator: Star
 Test Specification: N 220V/60Hz
 Comment: Report NO.:ATE20161339
 Start of Test: 2016-7-8 / 1:17:09PM

SCAN TABLE: "V 150K-30MHz fin"

Short Description: SUB STD VTERM2 1.70
 Start Stop Step Detector Meas. IF Transducer
 Frequency Frequency Width Time Bandw.
 150.0 kHz 30.0 MHz 0.8 % QuasiPeak 1.0 s 9 kHz NSLK8126 2008
 Average



MEASUREMENT RESULT: "S0909024_fin"

2016-7-8 1:19PM

Frequency MHz	Level dBμV	Transd dB	Limit dBμV	Margin dB	Detector	Line	PE
0.171759	54.50	11.1	64.9	10.4	QP	N	GND
0.232499	50.00	11.4	62.4	12.4	QP	N	GND
4.364117	35.80	11.5	56	20.2	QP	N	GND

MEASUREMENT RESULT: "S0909024_fin2"

2016-7-8 1:19PM

Frequency MHz	Level dBμV	Transd dB	Limit dBμV	Margin dB	Detector	Line	PE
0.175915	42.50	11.1	54.7	12.2	AV	N	GND
0.236234	38.00	11.4	52.2	14.2	AV	N	GND
4.434222	28.10	11.5	46	17.9	AV	N	GND

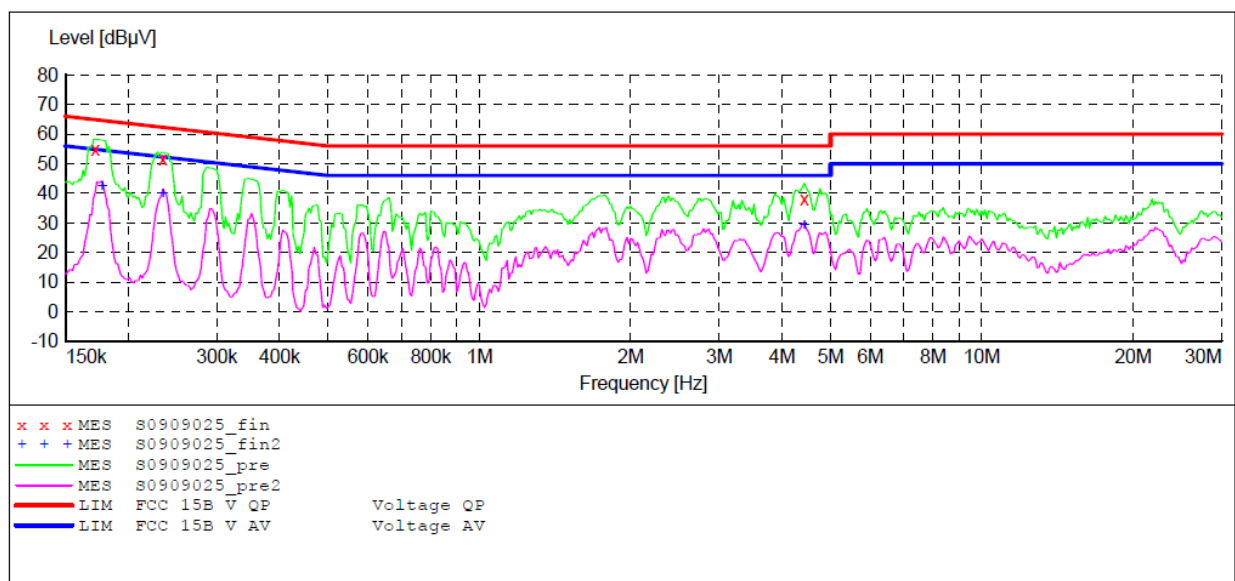
ACCURATE TECHNOLOGY CO., LTD

CONDUCTED EMISSION STANDARD FCC PART 15B

EUT: SPEAKER M/N:TQ-LT1502
 Manufacturer: TQL TRADING INC
 Operating Condition: USB Play
 Test Site: 1#Shielding Room
 Operator: Star
 Test Specification: L 220V/60Hz
 Comment: Report NO.:ATE20161339
 Start of Test: 2016-7-8 / 1:19:47PM

SCAN TABLE: "V 150K-30MHz fin"

Short Description: SUB STD VTERM2 1.70
 Start Stop Step Detector Meas. IF Transducer
 Frequency Frequency Width Time Bandw.
 150.0 kHz 30.0 MHz 0.8 % QuasiPeak 1.0 s 9 kHz NSLK8126 2008
 Average



MEASUREMENT RESULT: "S0909025_fin"

2016-7-8 1:21PM

Frequency MHz	Level dBμV	Transd dB	Limit dBμV	Margin dB	Detector	Line	PE
0.171759	55.00	11.1	64.9	9.9	QP	L1	GND
0.234359	51.50	11.4	62.3	10.8	QP	L1	GND
4.434222	38.00	11.5	56	18.0	QP	L1	GND

MEASUREMENT RESULT: "S0909025_fin2"

2016-7-8 1:21PM

Frequency MHz	Level dBμV	Transd dB	Limit dBμV	Margin dB	Detector	Line	PE
0.177322	42.70	11.1	54.6	11.9	AV	L1	GND
0.234359	40.20	11.4	52.3	12.1	AV	L1	GND
4.434222	29.30	11.5	46	16.7	AV	L1	GND

Test mode 6

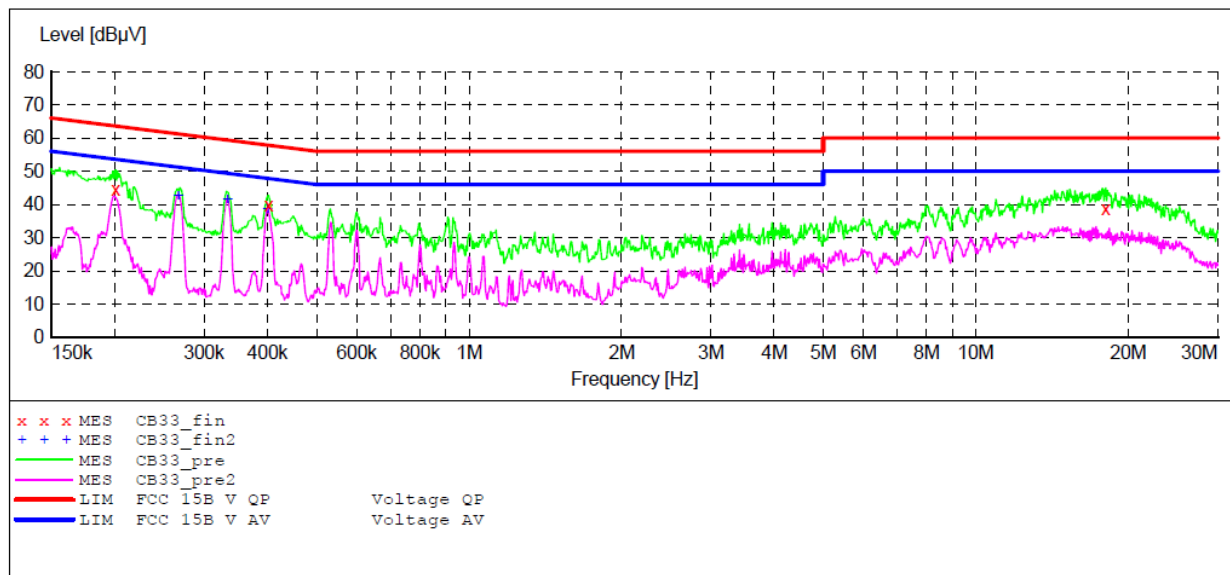
ACCURATE TECHNOLOGY CO., LTD

CONDUCTED EMISSION STANDARD FCC PART 15B

EUT: SPEAKER M/N:TQ-LT1502
 Manufacturer: TQL TRADING INC
 Operating Condition: FM RX
 Test Site: 1#Shielding Room
 Operator: STAR
 Test Specification: N 120V/60Hz
 Comment: Report No.:ATE20161339
 Start of Test: 2016-7-8 / 9:25:48AM

SCAN TABLE: "V 150K-30MHz fin"

Short Description: SUB STD VTERM2 1.70
 Start Stop Step Detector Meas. IF Transducer
 Frequency Frequency Width Time Bandw.
 150.0 kHz 30.0 MHz 0.8 % QuasiPeak 1.0 s 9 kHz NSLK8126 2008
 Average



MEASUREMENT RESULT: "CB33_fin"

2016-7-8 9:29AM

Frequency MHz	Level dBuV	Transd dB	Limit dBuV	Margin dB	Detector	Line	PE
0.200748	44.60	11.2	63.6	19.0	QP	N	GND
0.402085	39.60	11.8	57.8	18.2	QP	N	GND
18.052886	38.50	11.1	60	21.5	QP	N	GND

MEASUREMENT RESULT: "CB33_fin2"

2016-7-8 9:29AM

Frequency MHz	Level dBuV	Transd dB	Limit dBuV	Margin dB	Detector	Line	PE
0.266530	42.80	11.5	51.2	8.4	AV	N	GND
0.333299	41.40	11.7	49.4	8.0	AV	N	GND
0.400483	38.50	11.8	47.8	9.3	AV	N	GND

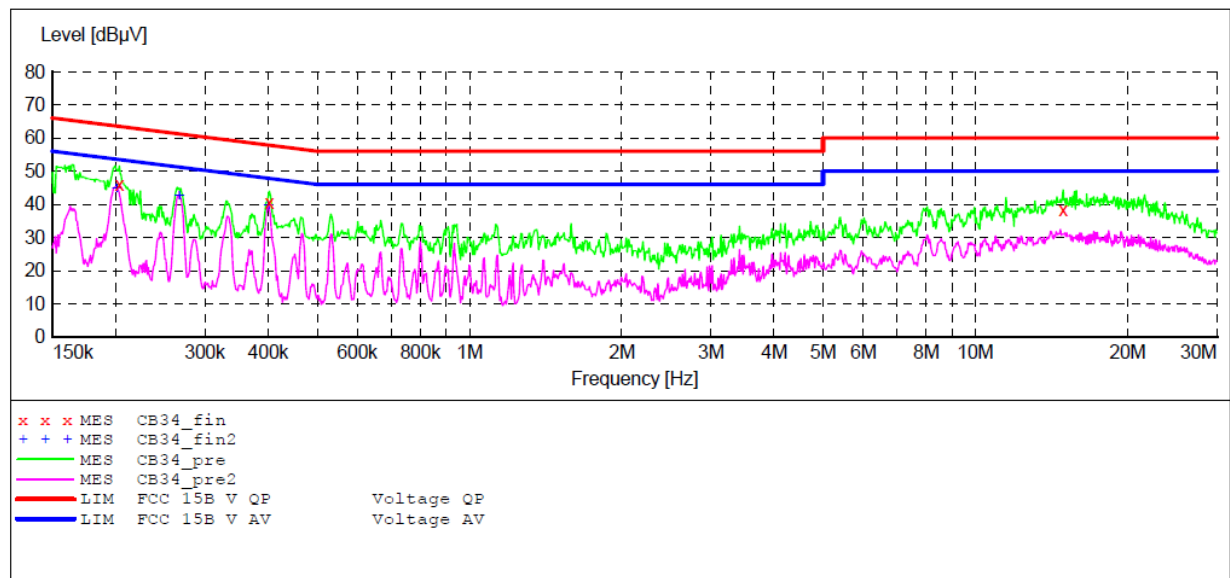
ACCURATE TECHNOLOGY CO., LTD

CONDUCTED EMISSION STANDARD FCC PART 15B

EUT: SPEAKER M/N:TQ-LT1502
 Manufacturer: TQL TRADING INC
 Operating Condition: FM RX
 Test Site: 1#Shielding Room
 Operator: STAR
 Test Specification: L 120V/60Hz
 Comment: Report No.:ATE20161339
 Start of Test: 2016-7-8 / 9:30:15AM

SCAN TABLE: "V 150K-30MHz fin"

Short Description: SUB STD VTERM2 1.70
 Start Stop Step Detector Meas. IF Transducer
 Frequency Frequency Width Time Bandw.
 150.0 kHz 30.0 MHz 0.8 % QuasiPeak 1.0 s 9 kHz NSLK8126 2008
 Average



MEASUREMENT RESULT: "CB34_fin"

2016-7-8 9:32AM

Frequency MHz	Level dBμV	Transd dB	Limit dBμV	Margin dB	Detector	Line	PE
0.203167	45.90	11.3	63.5	17.6	QP	L1	GND
0.402085	40.30	11.8	57.8	17.5	QP	L1	GND
14.904878	38.30	11.2	60	21.7	QP	L1	GND

MEASUREMENT RESULT: "CB34_fin2"

2016-7-8 9:32AM

Frequency MHz	Level dBμV	Transd dB	Limit dBμV	Margin dB	Detector	Line	PE
0.200748	45.00	11.2	53.6	8.6	AV	L1	GND
0.266530	42.60	11.5	51.2	8.6	AV	L1	GND
0.400483	39.80	11.8	47.8	8.0	AV	L1	GND

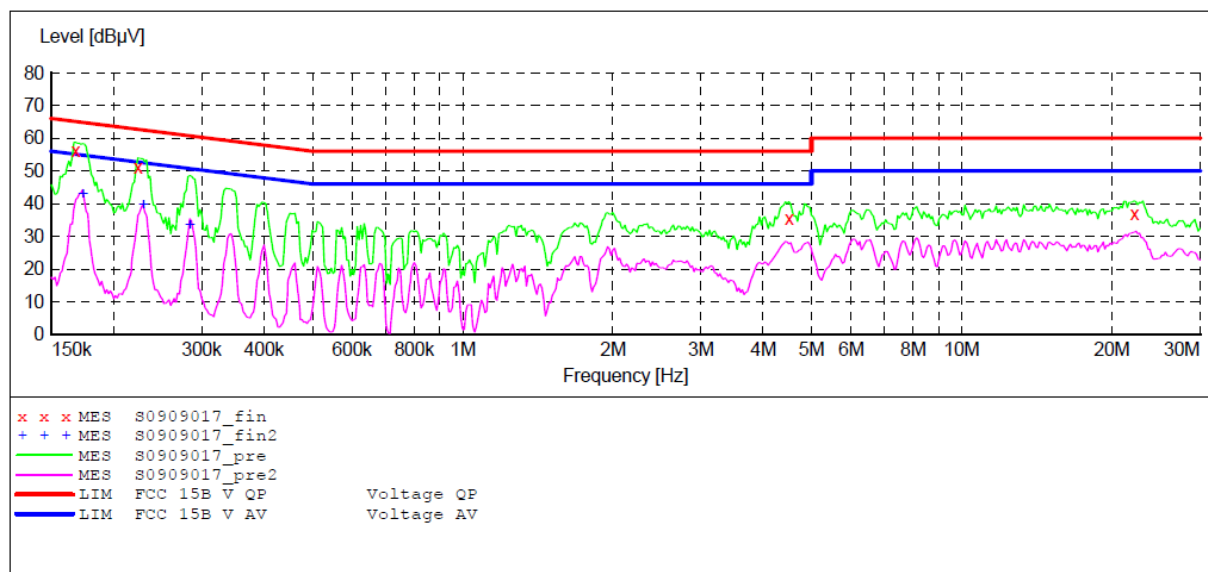
ACCURATE TECHNOLOGY CO., LTD

CONDUCTED EMISSION STANDARD FCC PART 15B

EUT: SPEAKER M/N:TQ-LT1502
 Manufacturer: TQL TRADING INC
 Operating Condition: FM RX
 Test Site: 1#Shielding Room
 Operator: Star
 Test Specification: N 220V/60Hz
 Comment: Report NO.:ATE20161339
 Start of Test: 2016-7-8 / 1:00:12PM

SCAN TABLE: "V 150K-30MHz fin"

Short Description: SUB STD VTERM2 1.70
 Start Stop Step Detector Meas. IF Transducer
 Frequency Frequency Width Time Bandw.
 150.0 kHz 30.0 MHz 0.8 % QuasiPeak 1.0 s 9 kHz NSLK8126 2008
 Average



MEASUREMENT RESULT: "S0909017_fin"

2016-7-8 1:02PM

Frequency MHz	Level dBμV	Transd dB	Limit dBμV	Margin dB	Detector	Line	PE
0.167702	56.20	11.1	65.1	8.9	QP	N	GND
0.223418	50.90	11.3	62.7	11.8	QP	N	GND
4.505453	35.40	11.5	56	20.6	QP	N	GND
22.174043	36.80	11.1	60	23.2	QP	N	GND

MEASUREMENT RESULT: "S0909017_fin2"

2016-7-8 1:02PM

Frequency MHz	Level dBμV	Transd dB	Limit dBμV	Margin dB	Detector	Line	PE
0.173133	43.10	11.1	54.8	11.7	AV	N	GND
0.228823	39.90	11.4	52.5	12.6	AV	N	GND
0.283749	33.60	11.5	50.7	17.1	AV	N	GND

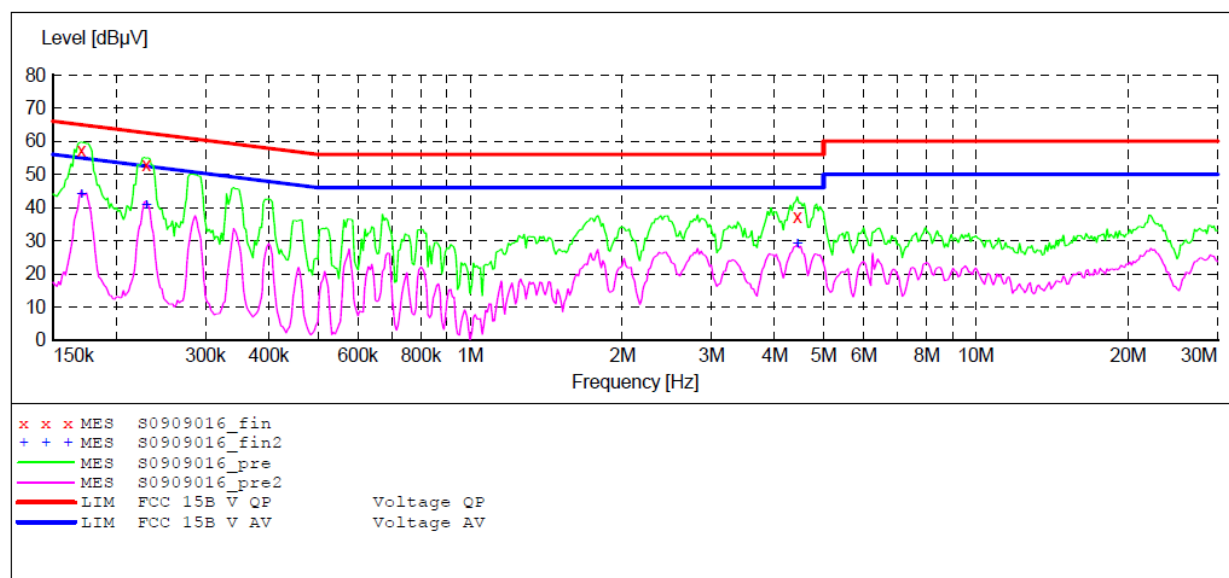
ACCURATE TECHNOLOGY CO., LTD

CONDUCTED EMISSION STANDARD FCC PART 15B

EUT: SPEAKER M/N:TQ-LT1502
 Manufacturer: TQL TRADING INC
 Operating Condition: FM RX
 Test Site: 1#Shielding Room
 Operator: Star
 Test Specification: L 220V/60Hz
 Comment: Report NO.:ATE20161339
 Start of Test: 2016-7-8 / 12:57:32PM

SCAN TABLE: "V 150K-30MHz fin"

Short Description: SUB STD VTERM2 1.70
 Start Stop Step Detector Meas. IF Transducer
 Frequency Frequency Width Time Bandw.
 150.0 kHz 30.0 MHz 0.8 % QuasiPeak 1.0 s 9 kHz NSLK8126 2008
 Average



MEASUREMENT RESULT: "S0909016_fin"

2016-7-8 12:59PM

Frequency MHz	Level dBμV	Transd dB	Limit dBμV	Margin dB	Detector	Line	PE
0.170396	57.40	11.1	64.9	7.5	QP	L1	GND
0.228823	52.90	11.4	62.5	9.6	QP	L1	GND
4.434222	37.30	11.5	56	18.7	QP	L1	GND

MEASUREMENT RESULT: "S0909016_fin2"

2016-7-8 12:59PM

Frequency MHz	Level dBμV	Transd dB	Limit dBμV	Margin dB	Detector	Line	PE
0.170396	44.20	11.1	54.9	10.7	AV	L1	GND
0.228823	41.00	11.4	52.5	11.5	AV	L1	GND
4.434222	29.00	11.5	46	17.0	AV	L1	GND

Test mode 7

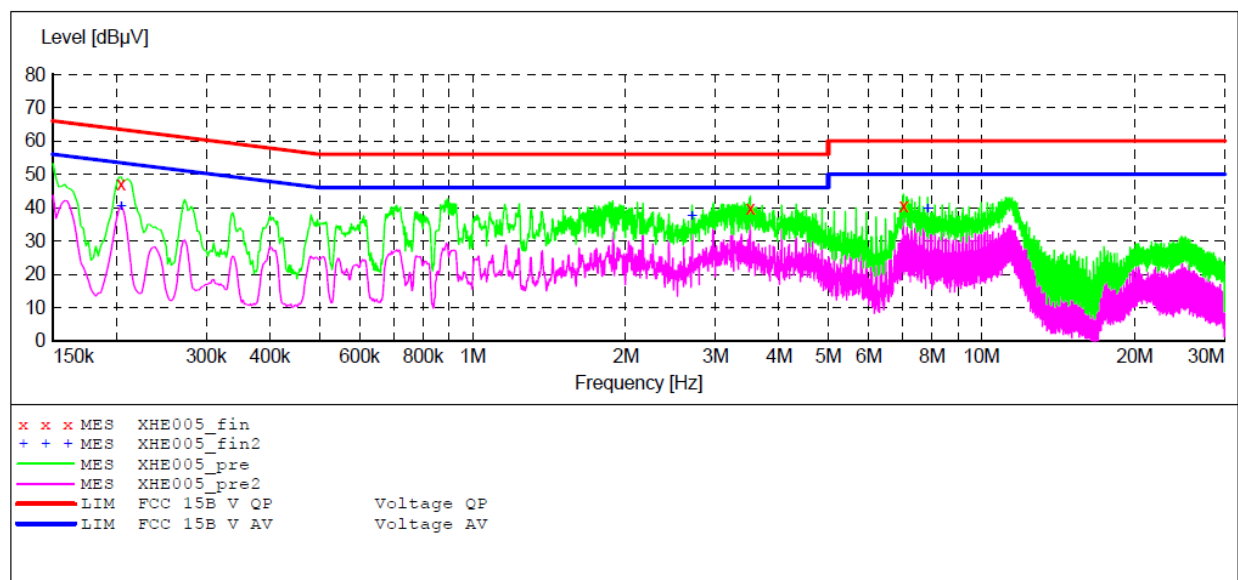
ACCURATE TECHNOLOGY CO., LTD

CONDUCTED EMISSION STANDARD FCC PART 15B

EUT: SPEAKER M/N:TQ-LT1502
 Manufacturer: TQL TRADING INC
 Operating Condition: GT IN
 Test Site: 2#Shielding Room
 Operator: STAR
 Test Specification: N 120V/60Hz
 Comment: Report No.:ATE20161339
 Start of Test: 2016-7-12 / 13:49:16

SCAN TABLE: "V 150K-30MHz fin"

Short Description: SUB STD VTERM2 1.70
 Start Stop Step Detector Meas. IF Transducer
 Frequency Frequency Width Time Bandw.
 150.0 kHz 30.0 MHz 4.5 kHz QuasiPeak 1.0 s 9 kHz LISN (ESH3-Z5)
 Average



MEASUREMENT RESULT: "XHE005_fin"

2016-7-12 13:51

Frequency MHz	Level dBμV	Transd dB	Limit dBμV	Margin dB	Detector	Line	PE
0.204000	47.20	10.6	63.4	16.2	QP	N	GND
3.512000	39.80	11.7	56	16.2	QP	N	GND
7.022000	40.40	11.8	60	19.6	QP	N	GND

MEASUREMENT RESULT: "XHE005_fin2"

2016-7-12 13:51

Frequency MHz	Level dBμV	Transd dB	Limit dBμV	Margin dB	Detector	Line	PE
0.204000	40.60	10.6	53.4	12.8	AV	N	GND
2.702000	37.70	11.7	46	8.3	AV	N	GND
7.832000	39.70	11.8	50	10.3	AV	N	GND

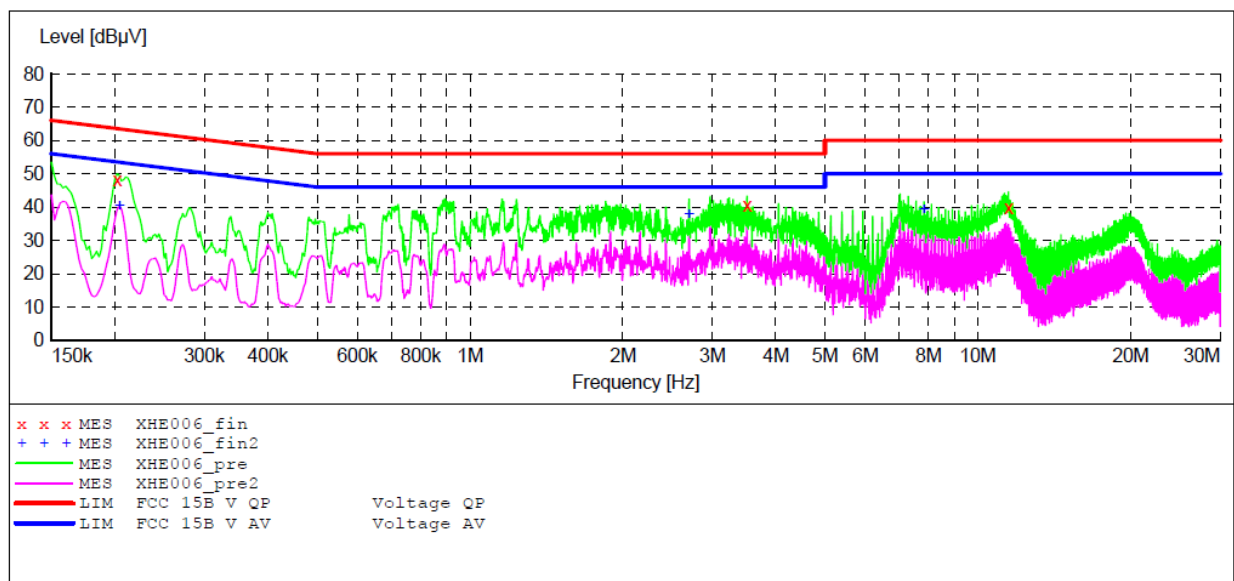
ACCURATE TECHNOLOGY CO., LTD

CONDUCTED EMISSION STANDARD FCC PART 15B

EUT: SPEAKER M/N:TQ-LT1502
 Manufacturer: TQL TRADING INC
 Operating Condition: GT IN
 Test Site: 2#Shielding Room
 Operator: STAR
 Test Specification: L 120V/60Hz
 Comment: Report No.:ATE20161339
 Start of Test: 2016-7-12 / 13:51:45

SCAN TABLE: "V 150K-30MHz fin"

Short Description: SUB STD VTERM2 1.70
 Start Stop Step Detector Meas. IF Transducer
 Frequency Frequency Width Time Bandw.
 150.0 kHz 30.0 MHz 4.5 kHz QuasiPeak 1.0 s 9 kHz LISN(ESH3-Z5)
 Average



MEASUREMENT RESULT: "XHE006_fin"

2016-7-12 13:53

Frequency MHz	Level dBμV	Transd dB	Limit dBμV	Margin dB	Detector	Line	PE
0.202000	48.10	10.6	63.5	15.4	QP	L1	GND
3.512000	40.40	11.7	56	15.6	QP	L1	GND
11.490500	39.70	11.9	60	20.3	QP	L1	GND

MEASUREMENT RESULT: "XHE006_fin2"

2016-7-12 13:53

Frequency MHz	Level dBμV	Transd dB	Limit dBμV	Margin dB	Detector	Line	PE
0.204000	40.50	10.6	53.4	12.9	AV	L1	GND
2.702000	37.80	11.7	46	8.2	AV	L1	GND
7.832000	39.40	11.8	50	10.6	AV	L1	GND

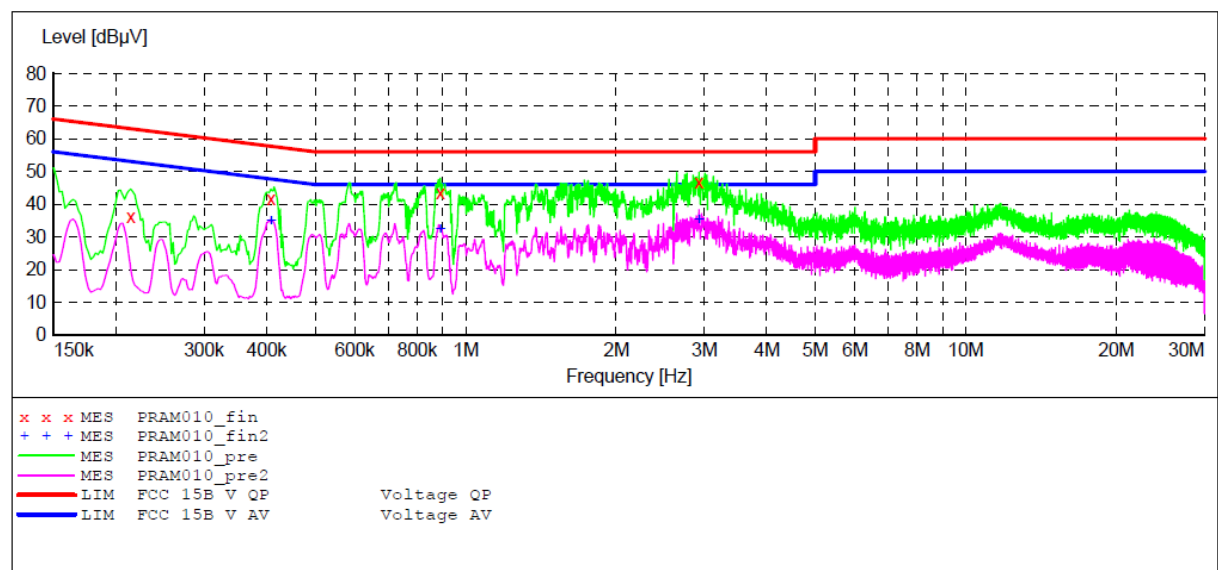
ACCURATE TECHNOLOGY CO., LTD

CONDUCTED EMISSION STANDARD FCC PART 15B

EUT: SPEAKER M/N:TQ-LT1502
 Manufacturer: TQL TRADING INC
 Operating Condition: GT IN
 Test Site: 2#Shielding Room
 Operator: star
 Test Specification: N 220V/60Hz
 Comment: Report No.:ATE20161339
 Start of Test: 2016-7-12 / 9:05:04

SCAN TABLE: "V 150K-30MHz fin"

Short Description: SUB STD VTERM2 1.70
 Start Stop Step Detector Meas. IF Transducer
 Frequency Frequency Width Time Bandw.
 150.0 kHz 30.0 MHz 4.5 kHz QuasiPeak 1.0 s 9 kHz LISN (ESH3-Z5)
 Average



MEASUREMENT RESULT: "PRAM010_fin"

2016-7-12 9:06

Frequency MHz	Level dBμV	Transd dB	Limit dBμV	Margin dB	Detector	Line	PE
0.408000	41.50	11.3	57.7	16.2	QP	N	GND
0.890000	43.20	11.6	56	12.8	QP	N	GND
2.927000	46.80	11.7	56	9.2	QP	N	GND

MEASUREMENT RESULT: "PRAM010_fin2"

2016-7-12 9:06

Frequency MHz	Level dBμV	Transd dB	Limit dBμV	Margin dB	Detector	Line	PE
0.408000	35.00	11.3	47.7	12.7	AV	N	GND
0.890000	32.50	11.6	46	13.5	AV	N	GND
2.927000	35.20	11.7	46	10.8	AV	N	GND

ACCURATE TECHNOLOGY CO., LTD

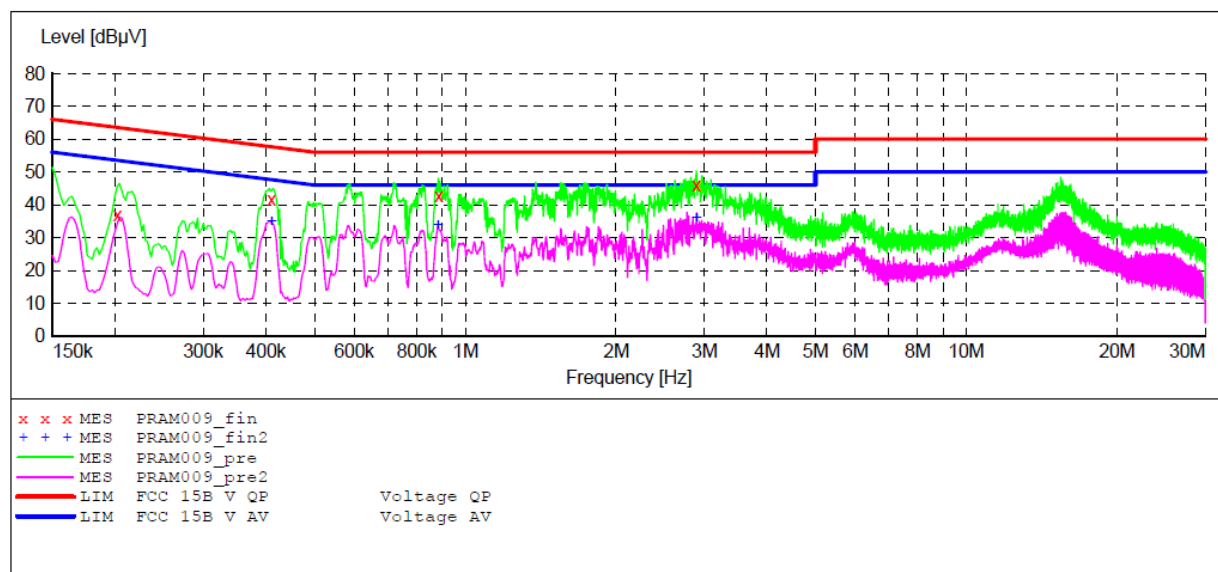
CONDUCTED EMISSION STANDARD FCC PART 15B

EUT: SPEAKER M/N:TQ-LT1502
 Manufacturer: TQL TRADING INC
 Operating Condition: GT IN
 Test Site: 2#Shielding Room
 Operator: star
 Test Specification: L 220V/60Hz
 Comment: Report No.:ATE20161339
 Start of Test: 2016-7-12 / 9:02:49

SCAN TABLE: "V 150K-30MHz fin"

Short Description: SUB STD VTERM2 1.70

Start Frequency	Stop Frequency	Step Width	Detector	Meas. Time	IF Bandw.	Transducer
150.0 kHz	30.0 MHz	4.5 kHz	QuasiPeak	1.0 s	9 kHz	LISN (ESH3-Z5)
Average						



MEASUREMENT RESULT: "PRAM009_fin"

2016-7-12 9:04

Frequency MHz	Level dBμV	Transd dB	Limit dBμV	Margin dB	Detector	Line	PE
0.410000	41.50	11.3	57.6	16.1	QP	L1	GND
0.884000	42.60	11.6	56	13.4	QP	L1	GND
2.891000	46.10	11.7	56	9.9	QP	L1	GND

MEASUREMENT RESULT: "PRAM009_fin2"

2016-7-12 9:04

Frequency MHz	Level dBμV	Transd dB	Limit dBμV	Margin dB	Detector	Line	PE
0.410000	34.90	11.3	47.6	12.7	AV	L1	GND
0.882000	33.80	11.6	46	12.2	AV	L1	GND
2.895500	36.10	11.7	46	9.9	AV	L1	GND

Test mode 8

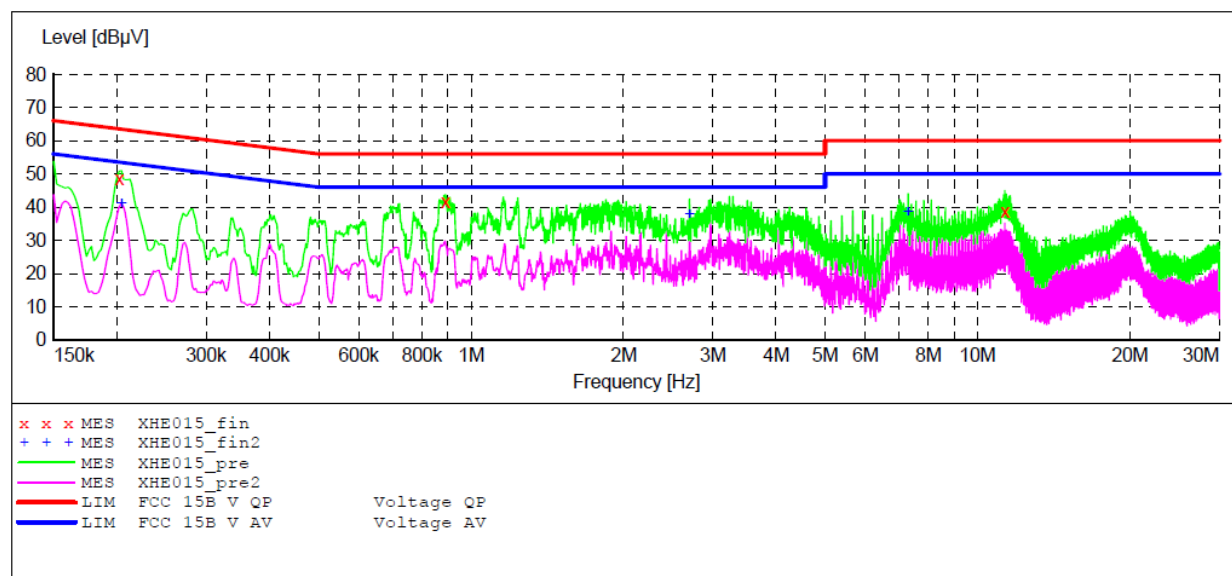
ACCURATE TECHNOLOGY CO., LTD

CONDUCTED EMISSION STANDARD FCC PART 15B

EUT: SPEAKER M/N:TQ-LT1502
 Manufacturer: TQL TRADING INC
 Operating Condition: MIC IN
 Test Site: 2#Shielding Room
 Operator: STAR
 Test Specification: L 120V/60Hz
 Comment: Report No.:ATE20161339
 Start of Test: 2016-7-12 / 14:17:37

SCAN TABLE: "V 150K-30MHz fin"

Short Description: SUB STD VTERM2 1.70
 Start Stop Step Detector Meas. IF Transducer
 Frequency Frequency Width Time Bandw.
 150.0 kHz 30.0 MHz 4.5 kHz QuasiPeak 1.0 s 9 kHz LISN (ESH3-Z5)
 Average



MEASUREMENT RESULT: "XHE015_fin"

2016-7-12 14:20

Frequency MHz	Level dBμV	Transd dB	Limit dBμV	Margin dB	Detector	Line	PE
0.202000	48.60	10.6	63.5	14.9	QP	L1	GND
0.890000	41.60	11.6	56	14.4	QP	L1	GND
11.319500	38.60	11.9	60	21.4	QP	L1	GND

MEASUREMENT RESULT: "XHE015_fin2"

2016-7-12 14:20

Frequency MHz	Level dBμV	Transd dB	Limit dBμV	Margin dB	Detector	Line	PE
0.204000	41.10	10.6	53.4	12.3	AV	L1	GND
2.702000	38.00	11.7	46	8.0	AV	L1	GND
7.292000	38.80	11.8	50	11.2	AV	L1	GND

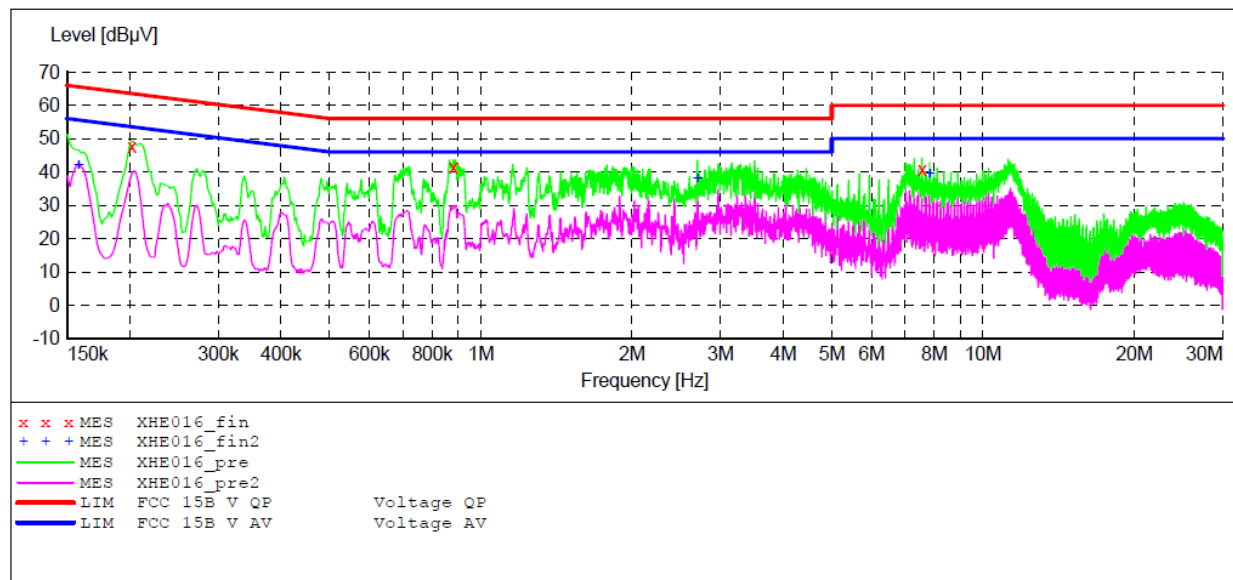
ACCURATE TECHNOLOGY CO., LTD

CONDUCTED EMISSION STANDARD FCC PART 15B

EUT: SPEAKER M/N:TQ-LT1502
 Manufacturer: TQL TRADING INC
 Operating Condition: MIC IN
 Test Site: 2#Shielding Room
 Operator: STAR
 Test Specification: N 120V/60Hz
 Comment: Report No.:ATE20161339
 Start of Test: 2016-7-12 / 14:20:48

SCAN TABLE: "V 150K-30MHz fin"

Short Description: SUB STD VTERM2 1.70
 Start Stop Step Detector Meas. IF Transducer
 Frequency Frequency Width Time Bandw.
 150.0 kHz 30.0 MHz 4.5 kHz QuasiPeak 1.0 s 9 kHz LISN (ESH3-Z5)
 Average



MEASUREMENT RESULT: "XHE016_fin"

2016-7-12 14:23

Frequency MHz	Level dBμV	Transd dB	Limit dBμV	Margin dB	Detector	Line	PE
0.202000	47.50	10.6	63.5	16.0	QP	N	GND
0.882000	41.30	11.6	56	14.7	QP	N	GND
7.557500	40.60	11.8	60	19.4	QP	N	GND

MEASUREMENT RESULT: "XHE016_fin2"

2016-7-12 14:23

Frequency MHz	Level dBμV	Transd dB	Limit dBμV	Margin dB	Detector	Line	PE
0.158000	42.30	10.4	55.6	13.3	AV	N	GND
2.702000	38.10	11.7	46	7.9	AV	N	GND
7.832000	39.40	11.8	50	10.6	AV	N	GND

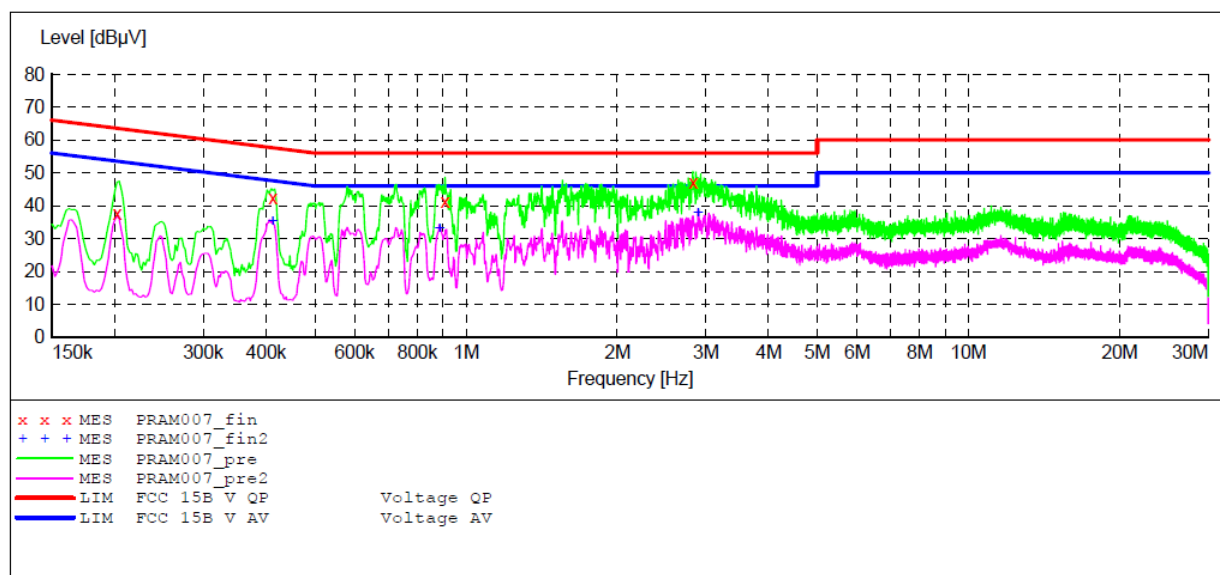
ACCURATE TECHNOLOGY CO., LTD

CONDUCTED EMISSION STANDARD FCC PART 15B

EUT: SPEAKER M/N:TQ-LT1502
 Manufacturer: TQL TRADING INC
 Operating Condition: MIC IN
 Test Site: 2#Shielding Room
 Operator: star
 Test Specification: N 220V/60Hz
 Comment: Report No.:ATE20161339
 Start of Test: 2016-7-12 / 8:58:19

SCAN TABLE: "V 150K-30MHz fin"

Short Description: SUB STD VTERM2 1.70
 Start Stop Step Detector Meas. IF Transducer
 Frequency Frequency Width Time Bandw.
 150.0 kHz 30.0 MHz 4.5 kHz QuasiPeak 1.0 s 9 kHz LISN (ESH3-Z5)
 Average



MEASUREMENT RESULT: "PRAM007_fin"

2016-7-12 9:00

Frequency MHz	Level dBμV	Transd dB	Limit dBμV	Margin dB	Detector	Line	PE
0.412000	42.10	11.3	57.6	15.5	QP	N	GND
0.908000	41.20	11.6	56	14.8	QP	N	GND
2.828000	47.20	11.7	56	8.8	QP	N	GND

MEASUREMENT RESULT: "PRAM007_fin2"

2016-7-12 9:00

Frequency MHz	Level dBμV	Transd dB	Limit dBμV	Margin dB	Detector	Line	PE
0.412000	35.40	11.3	47.6	12.2	AV	N	GND
0.884000	33.20	11.6	46	12.8	AV	N	GND
2.895500	37.90	11.7	46	8.1	AV	N	GND

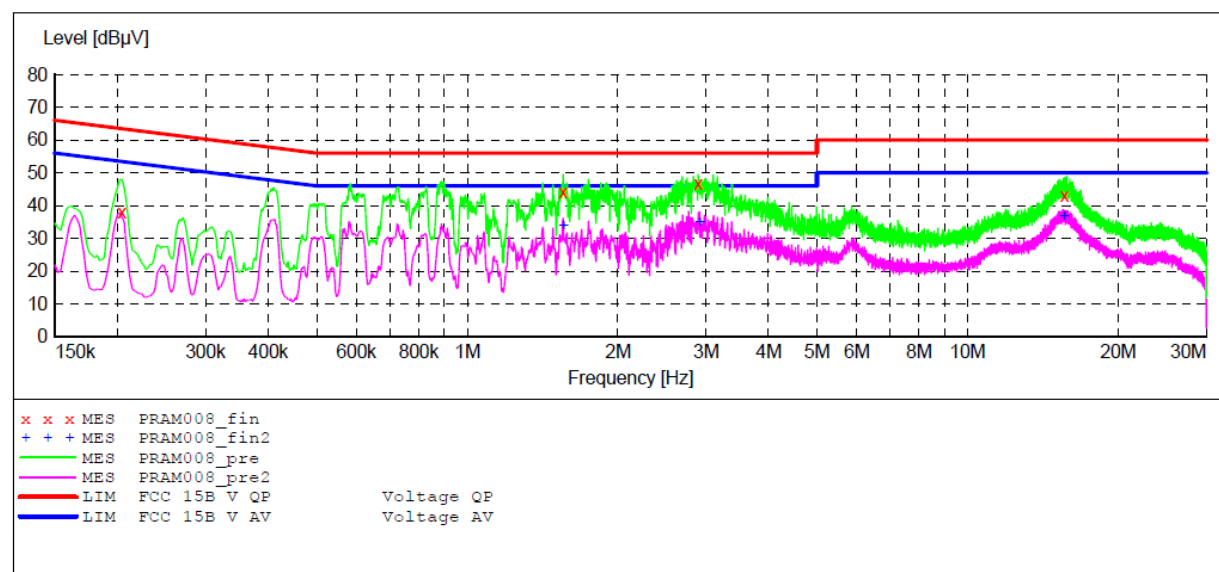
ACCURATE TECHNOLOGY CO., LTD

CONDUCTED EMISSION STANDARD FCC PART 15B

EUT: SPEAKER M/N:TQ-LT1502
 Manufacturer: TQL TRADING INC
 Operating Condition: MIC IN
 Test Site: 2#Shielding Room
 Operator: star
 Test Specification: L 220V/60Hz
 Comment: Report No.:ATE20161339
 Start of Test: 2016-7-12 / 9:00:32

SCAN TABLE: "V 150K-30MHz fin"

Short Description: SUB STD VTERM2 1.70
 Start Stop Step Detector Meas. IF Transducer
 Frequency Frequency Width Time Bandw.
 150.0 kHz 30.0 MHz 4.5 kHz QuasiPeak 1.0 s 9 kHz LISN (ESH3-Z5)
 Average



MEASUREMENT RESULT: "PRAM008_fin"

2016-7-12 9:02

Frequency MHz	Level dBμV	Transd dB	Limit dBμV	Margin dB	Detector	Line	PE
1.554000	44.10	11.6	56	11.9	QP	L1	GND
2.891000	46.70	11.7	56	9.3	QP	L1	GND
15.590000	43.00	11.9	60	17.0	QP	L1	GND

MEASUREMENT RESULT: "PRAM008_fin2"

2016-7-12 9:02

Frequency MHz	Level dBμV	Transd dB	Limit dBμV	Margin dB	Detector	Line	PE
1.556000	33.90	11.6	46	12.1	AV	L1	GND
2.913500	35.10	11.7	46	10.9	AV	L1	GND
15.590000	36.80	11.9	50	13.2	AV	L1	GND

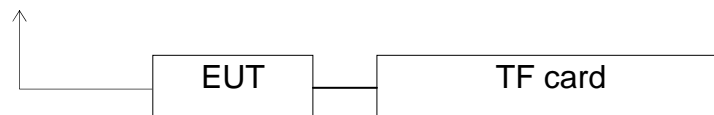
5. RADIATED EMISSION MEASUREMENT

5.1. Block Diagram of Test Setup

5.1.1. Block diagram of connection between the EUT and simulators

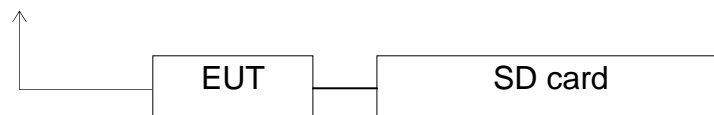
Test mode 1: TF card PLAYING

AC or DC Mains



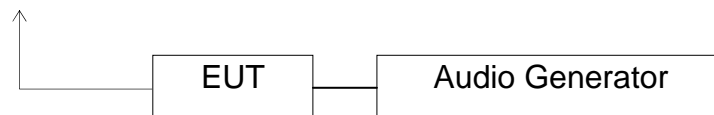
Test mode 2: SD card PLAYING

AC or DC Mains




Test mode 3: AUX IN

AC or DC Mains



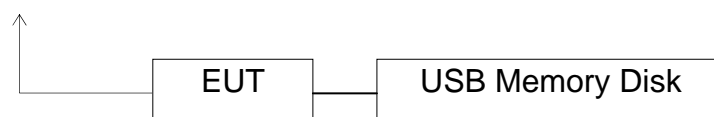
Test mode 4: 185.15MHz RX

AC or DC Mains



Test mode 5: USB PLAYING

AC or DC Mains



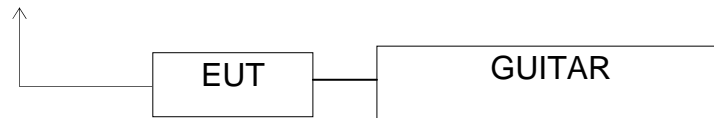
Test mode 6: FM

AC or DC Mains



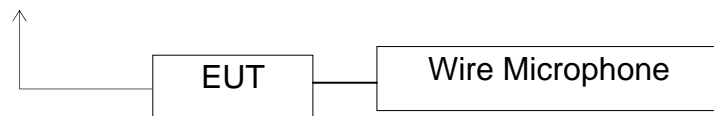
Test mode 7: GUITAR IN

AC or DC Mains



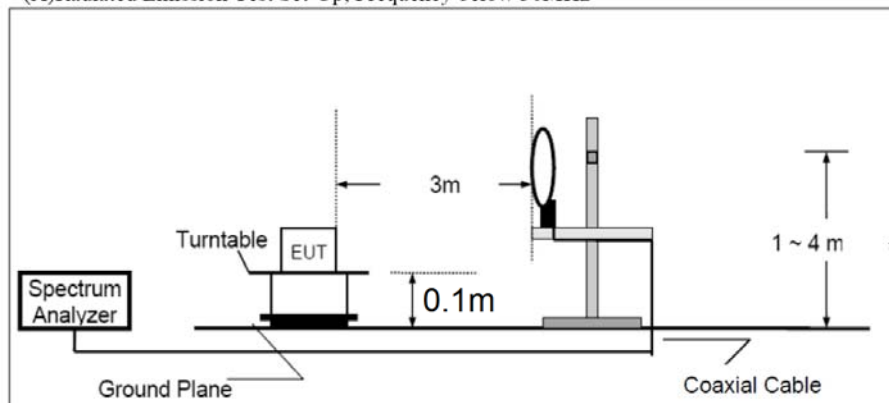
Test mode 8: MIC IN

AC or DC Mains

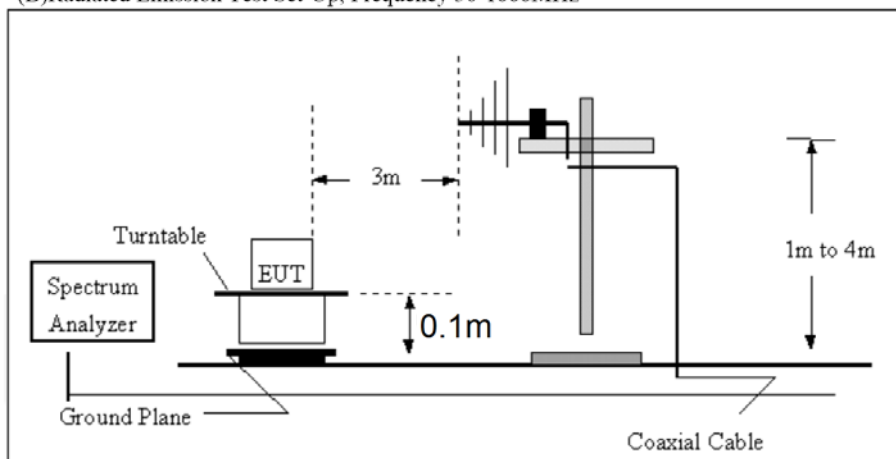


5.1.2. Block diagram of test setup (In chamber)

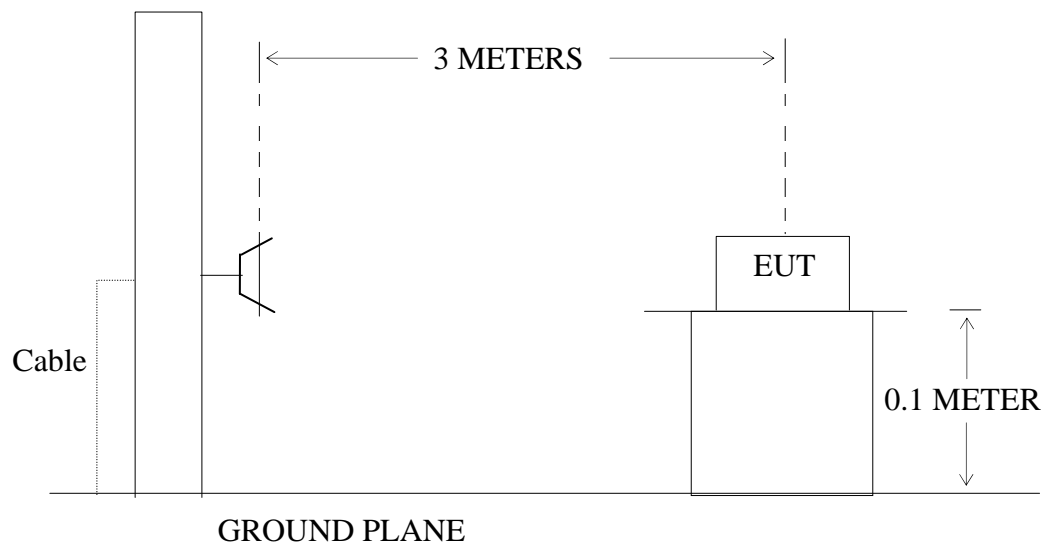
(A) Radiated Emission Test Set-Up, Frequency below 30MHz



(B) Radiated Emission Test Set-Up, Frequency 30-1000MHz



(C) Radiated Emission Test Set-Up, Frequency above 1GHz



5.2.The Emission Limit For Section 15.109 (a)

5.2.1.Radiation Emission Measurement Limits According to Section 15.109 (a).

Frequency MHz	Distance Meters	Field Strengths Limit	
		$\mu\text{V/m}$	$\text{dB}(\mu\text{V/m})$
30-88	3	100	40.0
88-216	3	150	43.5
216-960	3	200	46.0
960-1000	3	500	54.0

Remark: (1) Emission level $\text{dB}(\mu\text{V}) = 20 \log$ Emission level $\mu\text{V/m}$.
 (2)The smaller limit shall apply at the cross point between two frequency bands.
 (3)Distance is the distance in meters between the measuring instrument antenna and the closest point of any part of the device or system.

5.3.EUT Configuration on Measurement

The following equipment is installed on Radiated Emission Measurement to meet the commission requirements and operating regulations in a manner which tends to maximize its emission characteristics in normal application.

5.3.1.SPEAKER

Model Number: TQ-LT1502

Serial Number: N/A

Manufacturer: TQL TRADING INC.

5.4.Operating Condition of EUT

5.4.1.Setup the EUT and simulator as shown as Section 5.1.

5.4.2.Turn on the power of all equipment.

5.4.3.Let the EUT work in test mode and measure it.

5.5.Test Procedure

The EUT and its simulators are placed on a turntable, which is 0.1 meter high above ground. The turntable can rotate 360 degrees to determine the position of the maximum emission level. EUT is set 3.0 meters away from the receiving antenna, which is mounted on an antenna tower. The antenna can be moved up and down between 1.0 meter and 4 meters to find out the maximum emission level. Broadband antenna (calibrated bilog antenna) is used as receiving antenna. Both horizontal and vertical polarizations of the antenna are set on measurement. In order to find the maximum emission levels, all of the interface cables must be manipulated according to ANSI C63.4: 2014 on radiated emission measurement.

The bandwidth of the EMI test REMOTE CONTROL (R&S ESCS30) is set at 120kHz from 30MHz to 1000MHz.

The frequency range from 30MHz to 2000MHz is checked.

5.6.Radiated Emission Noise Measurement Result

PASS.

Note: 1. We carried out two kinds of AC and DC power supply radiation test, then we recorded the worst mode(AC power supply) test data in the report.

2. We tested 3 different frequency points of radio RX test mode, and recorded the worst case data(88.1MHz) in the report.

3. The EUT highest operating frequency provided by Manufacturer is 185.15MHz, the radiated emission measurement shall be made up to 2 GHz. The frequency range from 30MHz to 2000MHz is investigated.

Emissions attenuated more than 20 dB below the permissible value are not reported.

The spectral diagrams are attached as below.

Test mode 1

Below 1GHz



ACCURATE TECHNOLOGY CO., LTD.

F1,Bldg,A,Changyuan New Material Port Keyuan Rd,
Science & Industry Park,Nanshan Shenzhen,P.R.China

Site: 1# Chamber

Tel:+86-0755-26503290

Fax:+86-0755-26503396

Job No.: STAR2016 #1444

Standard: FCC Class B 3M Radiated

Test item: Radiation Test

Temp.(C)/Hum.(%) 25 C / 55 %

EUT: SPEAKER

Mode: TF card Play

Model: TQ-LT1502

Manufacturer: TQL TRADING INC

Polarization: Horizontal

Power Source: AC 120V/60Hz

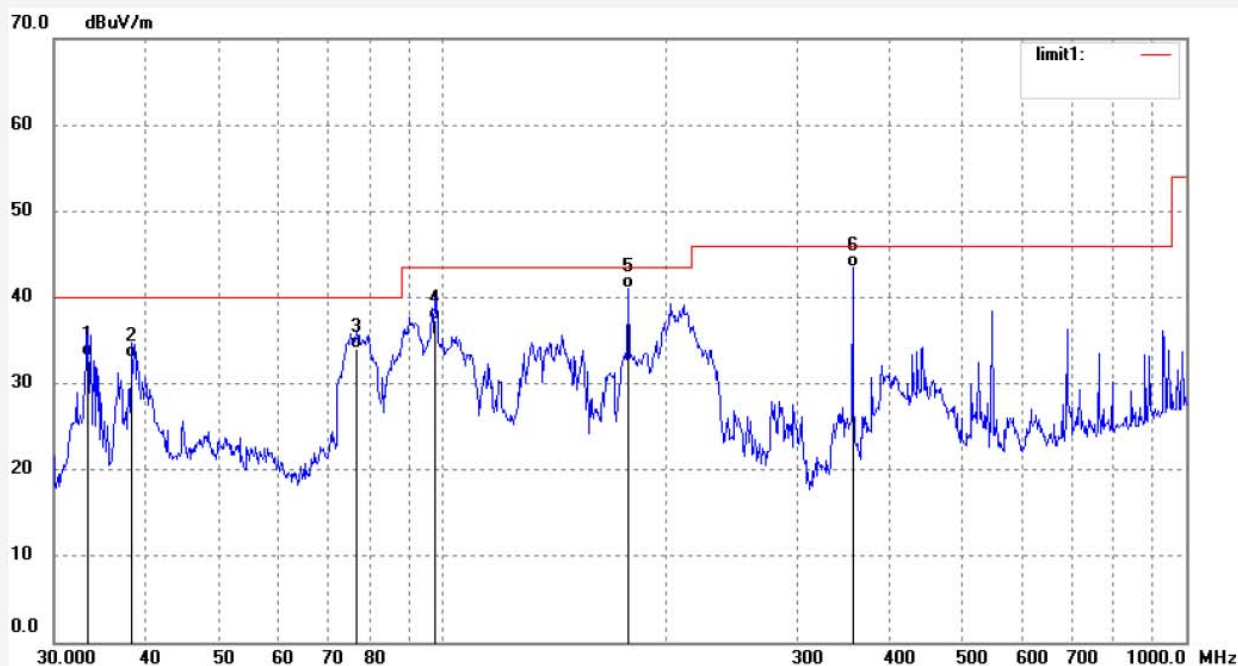
Date: 2016/07/07

Time: 15:27:14

Engineer Signature: alen

Distance: 3m

Note: Report No.:ATE20161339



No.	Freq. (MHz)	Reading (dBuV/m)	Factor (dB)	Result (dBuV/m)	Limit (dBuV/m)	Margin (dB)	Detector	Height (cm)	Degree (deg.)	Remark
1	33.3348	50.40	-17.27	33.13	40.00	-6.87	QP			
2	38.2304	51.56	-18.53	33.03	40.00	-6.97	QP			
3	76.6556	57.10	-23.04	34.06	40.00	-5.94	QP			
4	97.6864	58.97	-21.59	37.38	43.50	-6.12	QP			
5	177.5178	61.67	-20.56	41.11	43.50	-2.39	QP			
6	355.9397	57.89	-14.44	43.45	46.00	-2.55	QP			



ACCURATE TECHNOLOGY CO., LTD.

F1,Bldg,A,Changyuan New Material Port Keyuan Rd,
Science & Industry Park,Nanshan Shenzhen,P.R.China

Report No.: ATE20161339

Page 49 of 94

Site: 1# Chamber

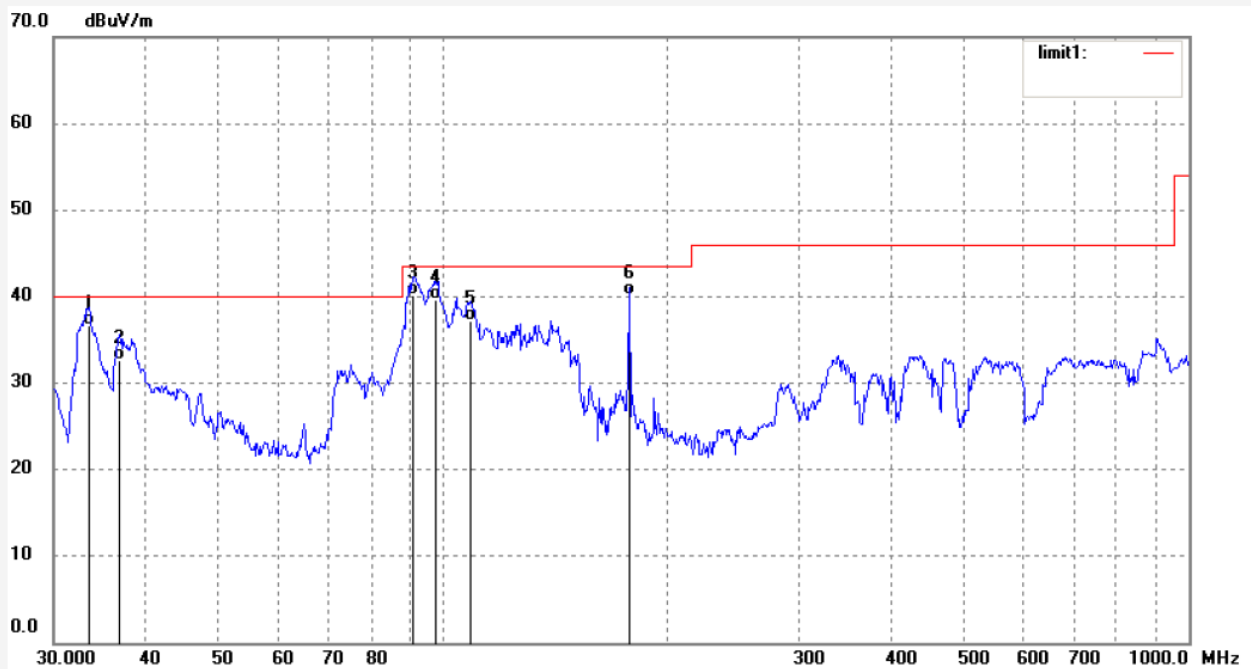
Tel:+86-0755-26503290

Fax:+86-0755-26503396

Job No.: STAR2016 #1443
Standard: FCC Class B 3M Radiated
Test item: Radiation Test
Temp.(C)/Hum.(%) 25 C / 55 %
EUT: SPEAKER
Mode: TF card Play
Model: TQ-LT1502
Manufacturer: TQL TRADING INC

Polarization: Vertical
Power Source: AC 120V/60Hz
Date: 2016/07/07
Time: 15:24:15
Engineer Signature: alen
Distance: 3m

Note: Report No.:ATE20161339



No.	Freq. (MHz)	Reading (dBuV/m)	Factor (dB)	Result (dBuV/m)	Limit (dBuV/m)	Margin (dB)	Detector	Height (cm)	Degree (deg.)	Remark
1	33.4520	53.88	-17.28	36.60	40.00	-3.40	QP			
2	36.7811	50.70	-18.07	32.63	40.00	-7.37	QP			
3	91.0574	62.00	-21.84	40.16	43.50	-3.34	QP			
4	97.6864	61.30	-21.59	39.71	43.50	-3.79	QP			
5	108.9274	58.42	-21.24	37.18	43.50	-6.32	QP			
6	177.5178	60.69	-20.56	40.13	43.50	-3.37	QP			

Above 1GHz



ACCURATE TECHNOLOGY CO., LTD.

F1,Bldg,A,Changyuan New Material Port Keyuan Rd,
Science & Industry Park,Nanshan Shenzhen,P.R.China

Site: 1# Chamber

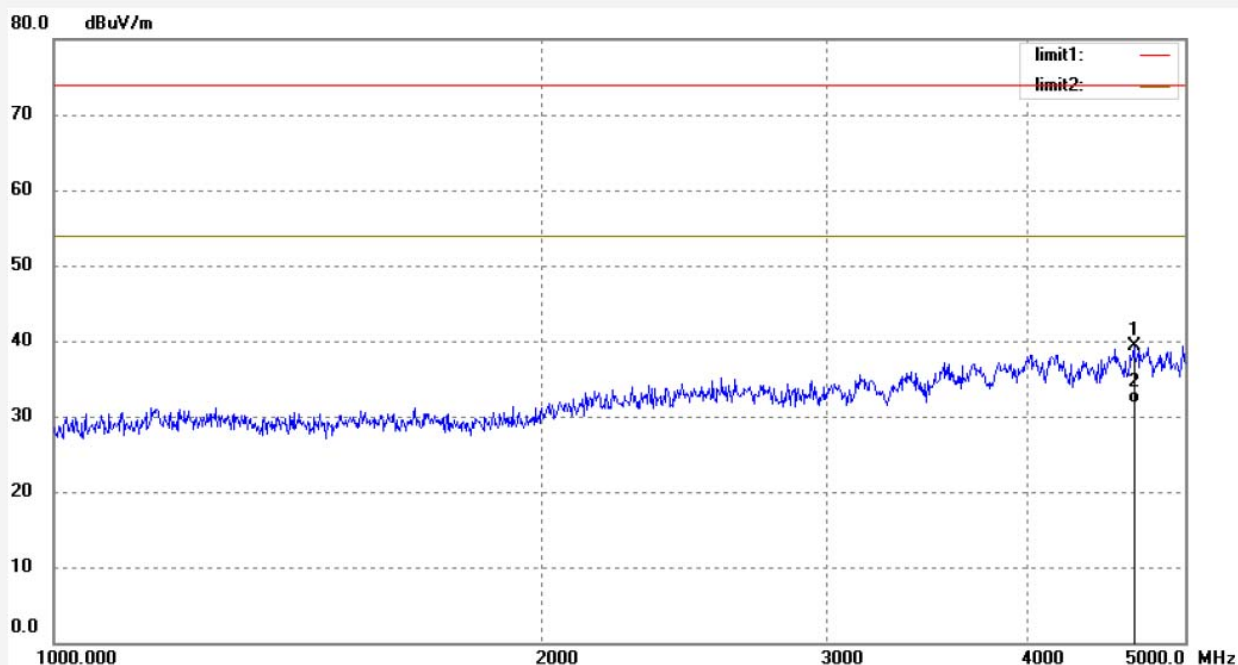
Tel:+86-0755-26503290

Fax:+86-0755-26503396

Job No.: star2016 #1468
Standard: FCC PK
Test item: Radiation Test
Temp.(C)/Hum.(%) 25 C / 55 %
EUT: SPEAKER
Mode: TF card Play
Model: TQ-LT1502
Manufacturer: TQL TRADING INC

Polarization: Horizontal
Power Source: AC 120V/60Hz
Date: 2016/07/07
Time: 16:59:19
Engineer Signature: alen
Distance: 3m

Note: Report No.:ATE20161339



No.	Freq. (MHz)	Reading (dBuV/m)	Factor (dB)	Result (dBuV/m)	Limit (dBuV/m)	Margin (dB)	Detector	Height (cm)	Degree (deg.)	Remark
1	4648.646	41.41	-2.04	39.37	74.00	-34.63	peak			
2	4648.646	33.68	-2.04	31.64	54.00	-22.36	AVG			



ACCURATE TECHNOLOGY CO., LTD.

F1,Bldg,A,Changyuan New Material Port Keyuan Rd,
Science & Industry Park,Nanshan Shenzhen,P.R.China

Report No.: ATE20161339

Page 51 of 94

Site: 1# Chamber

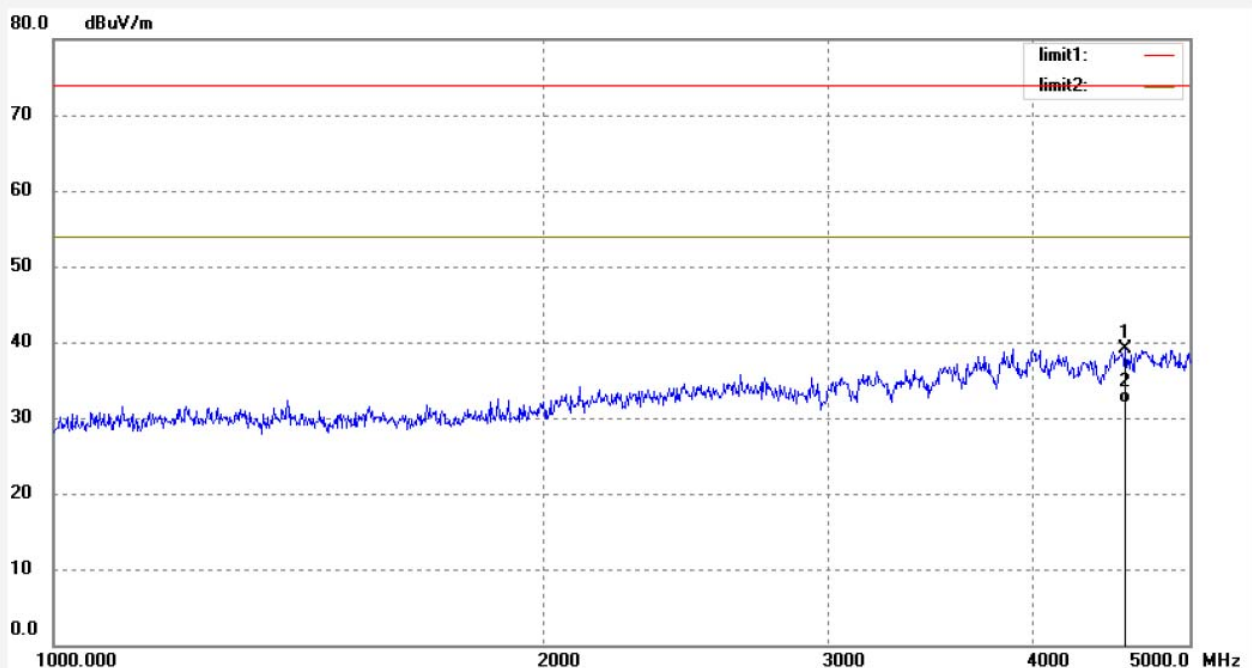
Tel:+86-0755-26503290

Fax:+86-0755-26503396

Job No.: star2016 #1467
Standard: FCC PK
Test item: Radiation Test
Temp.(C)/Hum.(%) 25 C / 55 %
EUT: SPEAKER
Mode: TF card Play
Model: TQ-LT1502
Manufacturer: TQL TRADING INC

Polarization: Vertical
Power Source: AC 120V/60Hz
Date: 2016/07/07
Time: 16:54:41
Engineer Signature: alen
Distance: 3m

Note: Report No.:ATE20161339



No.	Freq. (MHz)	Reading (dBuV/m)	Factor (dB)	Result (dBuV/m)	Limit (dBuV/m)	Margin (dB)	Detector	Height (cm)	Degree (deg.)	Remark
1	4566.583	41.36	-2.32	39.04	74.00	-34.96	peak			
2	4566.583	34.24	-2.32	31.92	54.00	-22.08	AVG			

Test mode 2

Below 1GHz



ACCURATE TECHNOLOGY CO., LTD.

F1,Bldg,A,Changyuan New Material Port Keyuan Rd,
Science & Industry Park,Nanshan Shenzhen,P.R.China

Site: 1# Chamber

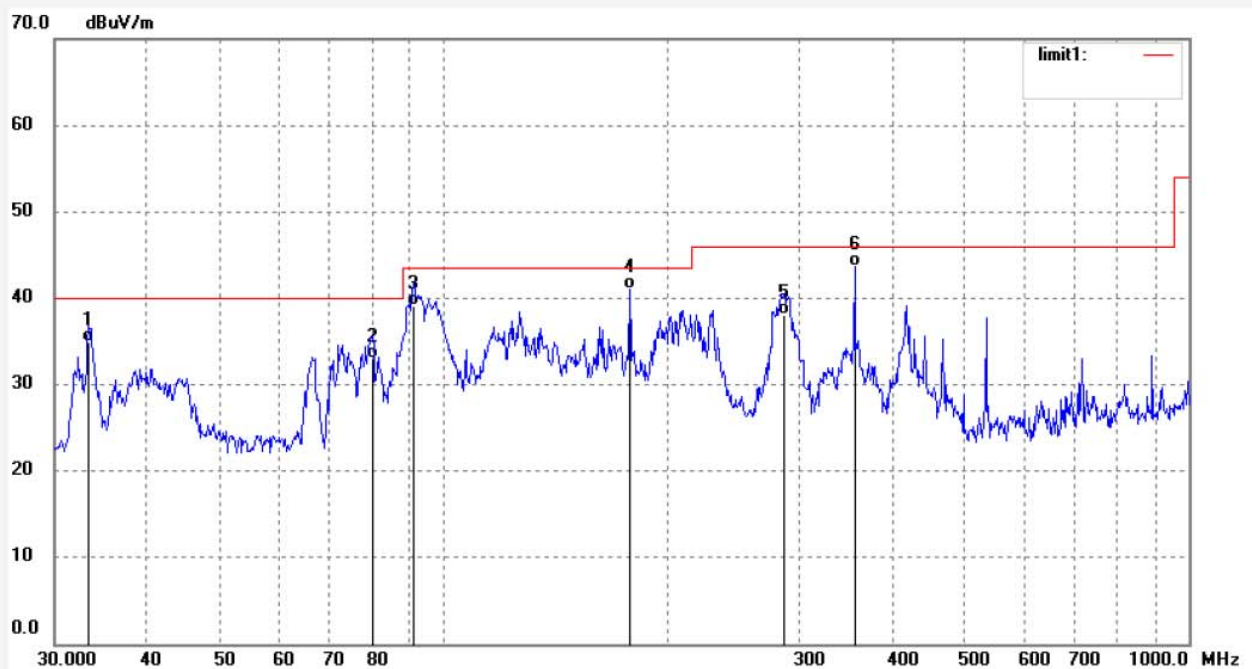
Tel:+86-0755-26503290

Fax:+86-0755-26503396

Job No.: STAR2016 #1441
Standard: FCC Class B 3M Radiated
Test item: Radiation Test
Temp.(C)/Hum.(%) 25 C / 55 %
EUT: SPEAKER
Mode: SD card Play
Model: TQ-LT1502
Manufacturer: TQL TRADING INC

Polarization: Horizontal
Power Source: AC 120V/60Hz
Date: 2016/07/07
Time: 15:18:16
Engineer Signature: alen
Distance: 3m

Note: Report No.:ATE20161339



No.	Freq. (MHz)	Reading (dBuV/m)	Factor (dB)	Result (dBuV/m)	Limit (dBuV/m)	Margin (dB)	Detector	Height (cm)	Degree (deg.)	Remark
1	33.3348	52.14	-17.27	34.87	40.00	-5.13	QP			
2	80.2382	55.81	-22.86	32.95	40.00	-7.05	QP			
3	91.0574	61.00	-21.84	39.16	43.50	-4.34	QP			
4	177.5178	61.60	-20.56	41.04	43.50	-2.46	QP			
5	286.2653	54.68	-16.57	38.11	46.00	-7.89	QP			
6	355.9397	58.15	-14.44	43.71	46.00	-2.29	QP			



ACCURATE TECHNOLOGY CO., LTD.

F1,Bldg,A,Changyuan New Material Port Keyuan Rd,
Science & Industry Park,Nanshan Shenzhen,P.R.China

Report No.: ATE20161339

Page 53 of 94

Site: 1# Chamber

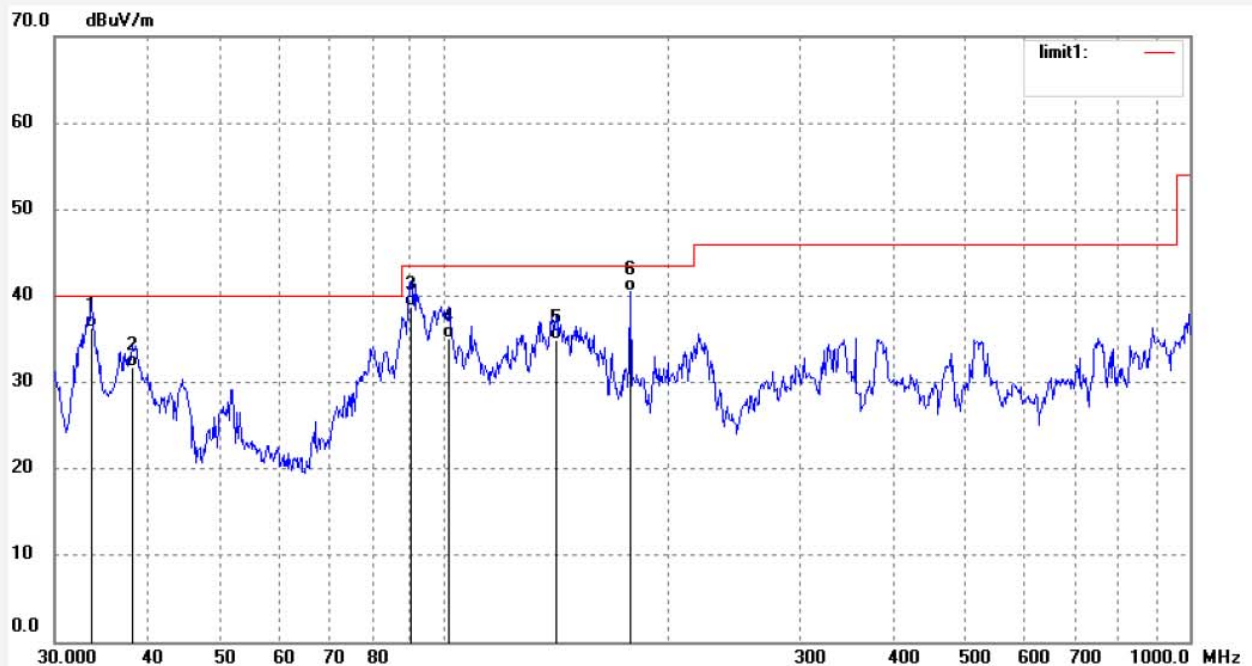
Tel:+86-0755-26503290

Fax:+86-0755-26503396

Job No.: STAR2016 #1442
Standard: FCC Class B 3M Radiated
Test item: Radiation Test
Temp.(C)/Hum.(%) 25 C / 55 %
EUT: SPEAKER
Mode: SD card Play
Model: TQ-LT1502
Manufacturer: TQL TRADING INC

Polarization: Vertical
Power Source: AC 120V/60Hz
Date: 2016/07/07
Time: 15:21:58
Engineer Signature: alen
Distance: 3m

Note: Report No.:ATE20161339



No.	Freq. (MHz)	Reading (dBuV/m)	Factor (dB)	Result (dBuV/m)	Limit (dBuV/m)	Margin (dB)	Detector	Height (cm)	Degree (deg.)	Remark
1	33.5700	53.70	-17.30	36.40	40.00	-3.60	QP			
2	38.0964	50.33	-18.50	31.83	40.00	-8.17	QP			
3	90.4196	60.74	-21.91	38.83	43.50	-4.67	QP			
4	101.5357	56.80	-21.76	35.04	43.50	-8.46	QP			
5	141.2719	57.10	-22.12	34.98	43.50	-8.52	QP			
6	177.5178	61.15	-20.56	40.59	43.50	-2.91	QP			

Above 1GHz



ACCURATE TECHNOLOGY CO., LTD.

F1,Bldg,A,Changyuan New Material Port Keyuan Rd,
Science & Industry Park,Nanshan Shenzhen,P.R.China

Site: 1# Chamber

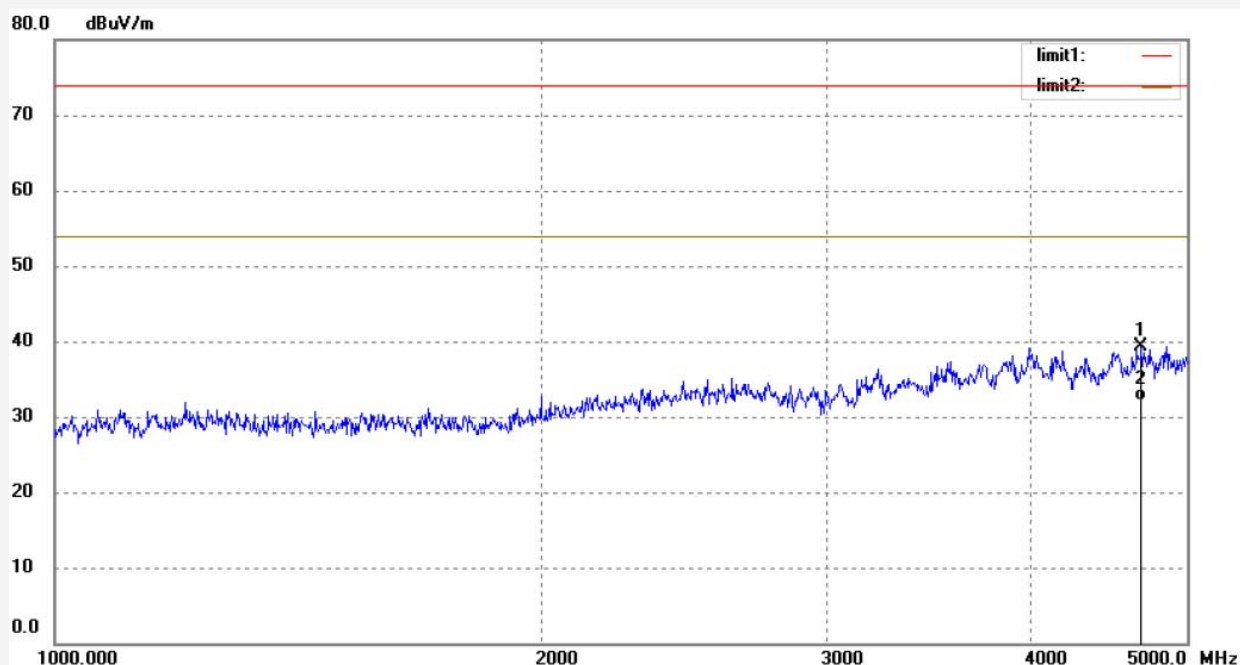
Tel:+86-0755-26503290

Fax:+86-0755-26503396

Job No.: star2016 #1464
Standard: FCC PK
Test item: Radiation Test
Temp.(C)/Hum.(%) 25 C / 55 %
EUT: SPEAKER
Mode: SD card Play
Model: TQ-LT1502
Manufacturer: TQL TRADING INC

Polarization: Horizontal
Power Source: AC 120V/60Hz
Date: 2016/07/07
Time: 16:42:25
Engineer Signature: alen
Distance: 3m

Note: Report No.:ATE20161339



No.	Freq. (MHz)	Reading (dBuV/m)	Factor (dB)	Result (dBuV/m)	Limit (dBuV/m)	Margin (dB)	Detector	Height (cm)	Degree (deg.)	Remark
1	4686.433	41.21	-1.93	39.28	74.00	-34.72	peak			
2	4686.433	34.06	-1.93	32.13	54.00	-21.87	AVG			



ACCURATE TECHNOLOGY CO., LTD.

F1,Bldg,A,Changyuan New Material Port Keyuan Rd,
Science & Industry Park,Nanshan Shenzhen,P.R.China

Report No.: ATE20161339

Page 55 of 94

Site: 1# Chamber

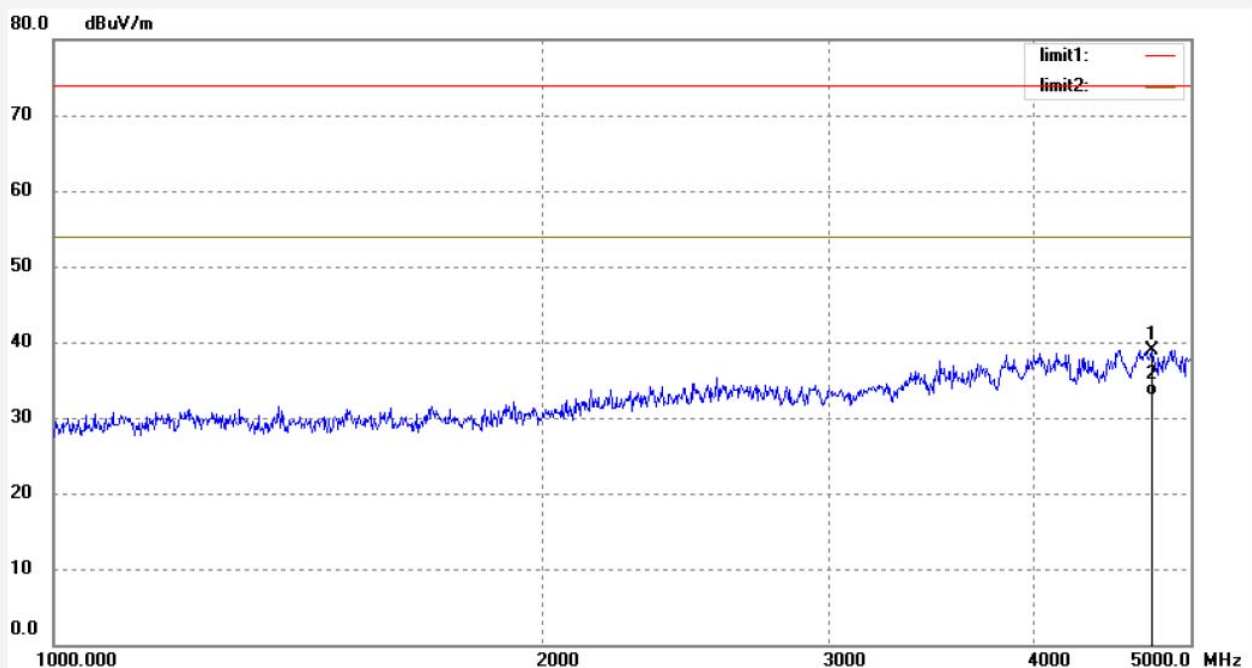
Tel:+86-0755-26503290

Fax:+86-0755-26503396

Job No.: star2016 #1463
Standard: FCC PK
Test item: Radiation Test
Temp.(C)/Hum.(%) 25 C / 55 %
EUT: SPEAKER
Mode: SD card Play
Model: TQ-LT1502
Manufacturer: TQL TRADING INC

Polarization: Vertical
Power Source: AC 120V/60Hz
Date: 2016/07/07
Time: 16:39:54
Engineer Signature: alen
Distance: 3m

Note: Report No.:ATE20161339



No.	Freq. (MHz)	Reading (dBuV/m)	Factor (dB)	Result (dBuV/m)	Limit (dBuV/m)	Margin (dB)	Detector	Height (cm)	Degree (deg.)	Remark
1	4732.184	40.76	-1.77	38.99	74.00	-35.01	peak			
2	4732.184	34.68	-1.77	32.91	54.00	-21.09	AVG			