




1.1 AC power line conducted emissions




1.2 Radiated emissions 9 - 150 kHz




1.3 Radiated emissions 150 kHz - 30 MHz



1.4 Radiated emissions 30 MHz -1 GHz





1.5 Radiated emissions above 1 GHz

