

Part 15.247 Test Setup Photographs

Radiated Emissions Test Configuration:

Indoor:

Below 1GHz _ Front View




Below 1GHz _ Rear View



Above 1GHz _ Front View



Above 1GHz _ Rear View



Close View



Outdoor:


Below 1GHz _ Front View




Below 1GHz _ Rear View



Above 1GHz _ Front View



Above 1GHz _ Rear View



Close View

