

# FCC Test Report

## (Class II Permissive Change)

Product Name	Intel® Wireless-AC 9560
Model No	9560NGW
FCC ID.	2AKHF9560NG

Applicant	TONGFANG HONGKONG (SUZHOU) LIMITED
Address	NO. 83 Wu Lane, Suzhou Industrial Park, Suzhou City, Jiangsu Province, 215000 China

Date of Receipt	Dec. 12, 2018
Issue Date	Jan. 15, 2019
Report No.	18C0176R-RFUSP11V00-B
Report Version	V1.0



The test results relate only to the samples tested.

The test results shown in the test report are traceable to the national/international standard through the calibration report of the equipment and evaluated measurement uncertainty herein.

This report must not be used to claim product endorsement by TAF or any agency of the government.

The test report shall not be reproduced without the written approval of DEKRA Testing and Certification Co., Ltd.

# Test Report

Issue Date: Jan. 15, 2019

Report No.: 18C0176R-RFUSP11V00-B




Product Name	Intel® Wireless-AC 9560
Applicant	TONGFANG HONGKONG (SUZHOU) LIMITED
Address	NO. 83 Wu Lane, Suzhou Industrial Park, Suzhou City, Jiangsu Province, 215000 China
Manufacturer	Intel Mobile Communications
Model No.	9560NGW
FCC ID.	2AKHF9560NG
EUT Rated Voltage	AC 100-240V / 50-60Hz
EUT Test Voltage	AC 120V / 60Hz
Trade Name	Intel
Applicable Standard	FCC CFR Title 47 Part 15 Subpart C: 2017 ANSI C63.4: 2014, ANSI C63.10: 2013 KDB 558074 D01 15.247 Meas Guidance v05
Test Result	Complied

Documented By :



( Senior Adm. Specialist / Joanne Lin )

Tested By :



( Senior Engineer / Ivan Chuang )

Approved By :



( Director / Vincent Lin )

## TABLE OF CONTENTS

Description	Page
<b>1. GENERAL INFORMATION .....</b>	<b>4</b>
1.1. EUT Description.....	4
1.2. Operational Description .....	7
1.3. Tested System Details.....	8
1.4. Configuration of Tested System .....	9
1.5. EUT Exercise Software .....	9
1.6. Test Facility .....	10
1.7. List of Test Item and Equipment .....	11
<b>2. Peak Power Output .....</b>	<b>12</b>
2.1. Test Setup .....	12
2.2. Limits .....	12
2.3. Test Procedure .....	12
2.4. Uncertainty .....	12
2.5. Test Result of Peak Power Output.....	13
<b>3. Radiated Emission.....</b>	<b>25</b>
3.1. Test Setup .....	25
3.2. Limits .....	26
3.3. Test Procedure .....	27
3.4. Uncertainty .....	29
3.5. Test Result of Radiated Emission.....	30
<b>4. Band Edge .....</b>	<b>150</b>
4.1. Test Setup .....	150
4.2. Limits .....	150
4.3. Test Procedure .....	151
4.4. Uncertainty .....	152
4.5. Test Result of Band Edge .....	153
<b>5. Duty Cycle.....</b>	<b>233</b>
5.1. Test Setup .....	233
5.2. Test Procedure .....	233
5.3. Uncertainty .....	233
5.4. Test Result of Duty Cycle.....	234
<b>6. EMI Reduction Method During Compliance Testing .....</b>	<b>242</b>
Attachment 1: EUT Test Photographs	
Attachment 2: EUT Detailed Photographs	

## 1. GENERAL INFORMATION

### 1.1. EUT Description

Product Name	Intel® Wireless-AC 9560
Trade Name	Intel
Model No.	9560NGW
FCC ID.	2AKHF9560NG
Frequency Range	2412-2472MHz for 802.11b/g/n-20BW, 2422-2462MHz for 802.11n-40BW
Number of Channels	802.11b/g/n-20MHz: 13, 802.11n-40MHz: 9
Data Speed	802.11b: 1-11Mbps, 802.11g: 6-54Mbps, 802.11n: up to 300Mbps
Channel separation	802.11b/g/n: 5 MHz
Type of Modulation	802.11b: DSSS (DBPSK, DQPSK, CCK) 802.11g/n: OFDM (BPSK, QPSK, 16QAM, 64QAM)
Antenna Type	Slot Antenna
Channel Control	Auto
Antenna Gain	Refer to the table “Antenna List”
Test Platform	Product name: Notebook PC Brand: TONGFANG Model number: GK7CP7S, GK7CP0S, GK7CQ8S
Power Adapter	MFR: Chicony, M/N: A17-230P1A Input: AC 100-240V, 50-60Hz, 3.5A Output: DC 19.5V, 11.8A Cable Out: Non-Shielded, 1.2m with two ferrite cores bonded.

#### Antenna List

No.	Manufacturer	Model No.	Antenna Type	Peak Gain
1	WGT	ANTRG7S119-0302 (Main) ANTRG7S119-0301 (Aux)	Slot Antenna	2.27dBi for 2.4GHz

Note: The antenna of EUT is conforming to FCC 15.203.

## 802.11b/g/n-20MHz Center Frequency of Each Channel:

Channel	Frequency	Channel	Frequency	Channel	Frequency	Channel	Frequency
Channel 01:	2412 MHz	Channel 02:	2417 MHz	Channel 03:	2422 MHz	Channel 04:	2427 MHz
Channel 05:	2432 MHz	Channel 06:	2437 MHz	Channel 07:	2442 MHz	Channel 08:	2447 MHz
Channel 09:	2452 MHz	Channel 10:	2457 MHz	Channel 11:	2462 MHz	Channel 12:	2467 MHz
Channel 13:	2472 MHz						

## 802.11n-40MHz Center Frequency of Each Channel:

Channel	Frequency	Channel	Frequency	Channel	Frequency	Channel	Frequency
Channel 03:	2422 MHz	Channel 04:	2427 MHz	Channel 05:	2432 MHz	Channel 06:	2437 MHz
Channel 07:	2442 MHz	Channel 08:	2447 MHz	Channel 09:	2452 MHz	Channel 10:	2457 MHz
Channel 11:	2462 MHz						

## Note:

1. The EUT is an Intel® Wireless-AC 9560 with a built-in WLAN (802.11a/b/g/n/ac) with Bluetooth (5.0 and V3.0+HS, V2.1+EDR) transceiver, this report for 2.4GHz WLAN.
2. Regarding to the operation frequency, the lowest, middle and highest frequency are selected to perform the test.
3. Lowest and highest data rates are tested in each mode. Only worst case is shown in the report.
4. These tests are conducted on a sample for the purpose of demonstrating compliance of transmitter with Part 15 Subpart C Paragraph 15.247 of spread spectrum devices.
5. This is to request a Class II permissive change for FCC ID: 2AKHF9560NG, originally granted on 03/16/2018.

The major change filed under this application is:

Change #1: Additional Chassis is added, Product name: Notebook PC, Brand: TONGFANG, Model number: GK7CP7S, GK7CP0S, GK7CQ8S.

All models are listed as below:

Brand	Model	GPU (NVIDIA)	Difference
TONGFANG	GK7CP0S (Main test sample)	GTX2060, N18E-G1	All models are electrically identical and different model names are used to distinguish between different GPU specifications.
	GK7CP7S	GTX2070, N18E-G2	
	GK7CQ8S	GTX2080, N18E-G3	

#2: Reduce the Output Power through firmware, and SAR measurement were evaluated.

#3: Addition an antenna, the antenna type is different from the original application and the antenna gain is lower than the original application.

Test Mode	Mode 1 SISO A: Transmit (802.11b_1Mbps)
	Mode 1 SISO A: Transmit (802.11g_6Mbps)
	Mode 1 SISO A: Transmit (802.11n-20BW_7.2Mbps)
	Mode 1 SISO A: Transmit (802.11n-40BW_15Mbps)
	Mode 2 SISO B: Transmit (802.11b_1Mbps)
	Mode 2 SISO B: Transmit (802.11g_6Mbps)
	Mode 2 SISO B: Transmit (802.11n-20BW_7.2Mbps)
	Mode 2 SISO B: Transmit (802.11n-40BW_15Mbps)
	Mode 3 MIMO: Transmit (802.11b_1Mbps)
	Mode 3 MIMO: Transmit (802.11g_6Mbps)
	Mode 3 MIMO: Transmit (802.11n-20BW_14.4Mbps)
	Mode 3 MIMO: Transmit (802.11n-40BW_30Mbps)

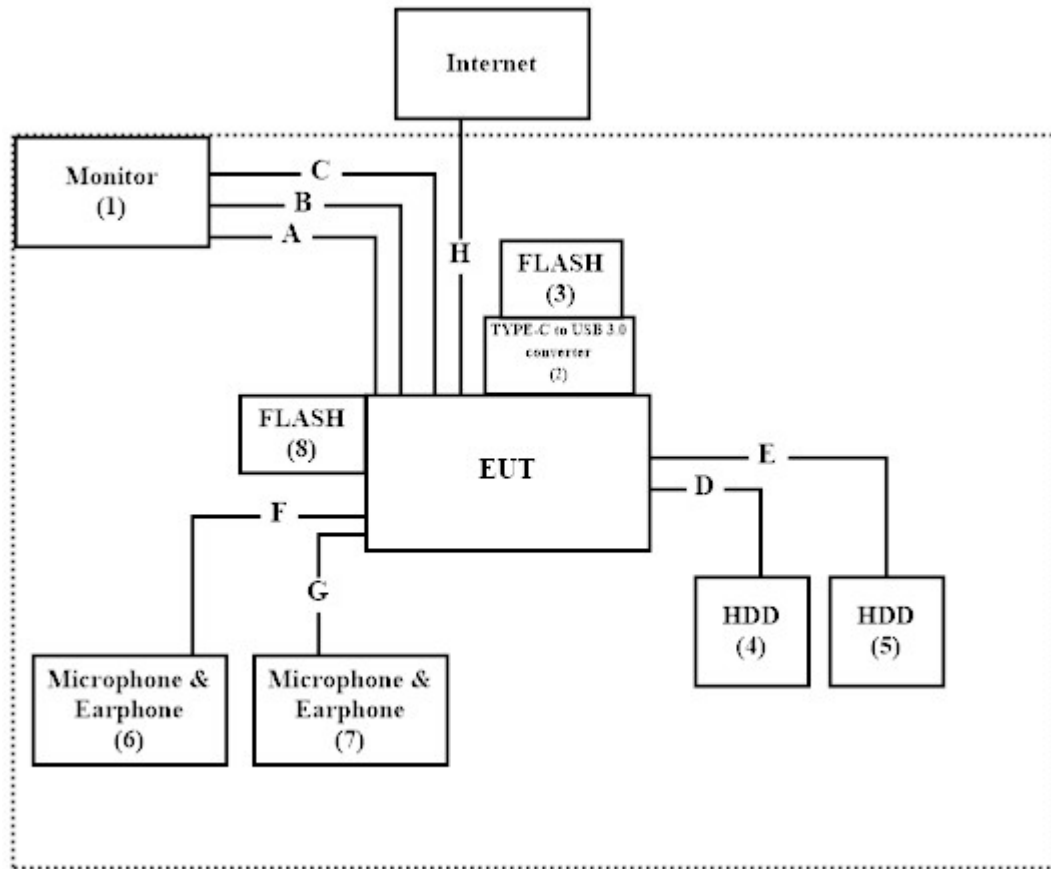
### 1.3. Tested System Details

The types for all equipment, plus descriptions of all cables used in the tested system (including inserted cards) are:

Product	Manufacturer	Model No.	Serial No.	Power Cord
1 Monitor	DELL	U2415	CN-01RMGX-74261-63H-09UL-A02	Non-Shielded, 1.8m
2 TYPE-C to USB 3.0 converter	Hawk	N/A	N/A	N/A
3 FLASH	Transcend	USB 3.0	N/A	N/A
4 HDD	WD	WDBUZG0010BBK-PESN	WXR1AC5F5J73	N/A
5 HDD	WD	WDBUZG0010BBK-PESN	WX11A166S2Y3	N/A
6 Microphone & Earphone	Verbatim	N/A	N/A	N/A
7 Microphone & Earphone	Verbatim	N/A	N/A	N/A
8 FLASH	Kingston	DT100G3/8GB	N/A	N/A

Signal Cable Type	Signal cable Description
A HDMI Cable	Shielded, 1.8m
B DP Cable	Shielded, 1.8m
C DP Cable	Shielded, 1.8m
D USB Cable	Shielded, 0.5m
E USB Cable	Shielded, 0.8m
F Audio Cable	Non-shielded, 1.2m
G Audio Cable	Non-shielded, 1.2m
H LAN Cable	Non-shielded, 3m

#### 1.4. Configuration of Tested System



#### 1.5. EUT Exercise Software

- (1) Setup the EUT as shown in Section 1.4.
- (2) Execute software “DRTU 10.1748.0-06430” on the EUT.
- (3) Configure the test mode, the test channel, and the data rate.
- (4) Press “OK” to start the continuous Transmit.
- (5) Verify that the EUT works properly.



## 1.6. Test Facility

Ambient conditions in the laboratory:

Items	Required (IEC 68-1)	Actual
Temperature (°C)	15-35	20-35
Humidity (%RH)	25-75	50-65
Barometric pressure (mbar)	860-1060	950-1000

The related certificate for our laboratories about the test site and management system can be downloaded from DEKRA Testing and Certification Co., Ltd. Web Site:

<http://www.dekra.com.tw/english/about/certificates.aspx?bval=5>

The address and introduction of DEKRA Testing and Certification Co., Ltd. laboratories can be founded in our Web site: [http://www.dekra.com.tw/index\\_en](http://www.dekra.com.tw/index_en)

Site Description: Accredited by TAF  
Accredited Number: 3023

Site Name: DEKRA Testing and Certification Co., Ltd.  
Site Address: No.159, Sec. 2, Wenhua 1st Rd., Linkou Dist.,  
New Taipei City 24457, Taiwan.  
TEL: 886-2-2602-7968 / FAX : 866-2-2602-3286  
E-Mail : [info.tw@dekra.com](mailto:info.tw@dekra.com)

FCC Accreditation Number: TW0023

## 1.7. List of Test Item and Equipment

### For Conducted measurements /ASR2

	Equipment	Manufacturer	Model No.	Serial No.	Cali. Data	Due. Data
X	Spectrum Analyzer	R&S	FSV30	103464	2018.01.23	2019.01.22
X	Power Meter	Anritsu	ML2496A	1548003	2018.12.19	2019.12.18
X	Power Sensor	Anritsu	MA2411B	1531024	2018.12.19	2019.12.18
X	Power Sensor	Anritsu	MA2411B	1531025	2018.12.19	2019.12.18
	Bluetooth Tester	R&S	CBT	101238	2018.01.18	2019.01.17

Note:

1. All equipments are calibrated every one year.
2. The test instruments marked with “X” are used to measure the final test results.
3. Test Software version : DEKRA Conduction Test System V9.0.1

### For Radiated measurements /ACB1

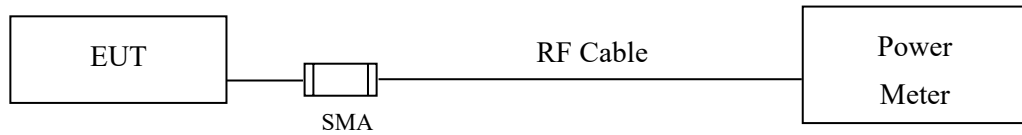
	Equipment	Manufacturer	Model No.	Serial No.	Cali. Data	Due. Data
X	Loop Antenna	AMETEK	HLA6121	49611	2018.01.26	2019.01.25
X	Bi-Log Antenna	SCHWARZBECK	VULB9168	9168-674	2018.04.02	2019.04.01
X	Horn Antenna	ETS-Lindgren	3117	00203800	2018.12.11	2019.12.10
X	Horn Antenna	Com-Power	AH-840	101087	2018.06.01	2019.05.31
X	Pre-Amplifier	EMCI	EMC001330	980316	2018.06.01	2019.05.31
X	Pre-Amplifier	EMCI	EMC051835SE	980311	2018.06.04	2019.06.03
X	Pre-Amplifier	EMCI	EMC05820SE	980310	2018.06.04	2019.06.03
X	Pre-Amplifier	EMCI	EMC184045SE	980314	2018.05.16	2019.05.15
X	Filter	MICRO TRONICS	BRM50702	G251	2018.09.04	2019.09.03
	Filter	MICRO TRONICS	BRM50716	G188	2018.09.04	2019.09.03
X	EMI Test Receiver	R&S	ESR7	101602	2018.12.17	2019.12.16
X	Spectrum Analyzer	R&S	FSV40	101148	2018.02.08	2019.02.07
X	Coaxial Cable	SUHNER	SUCOFLEX 106	RF002	2018.05.25	2019.05.24
X	Mircoflex Cable	HUBER SUHNER	SUCOFLEX 102	MY3381/2	2018.05.16	2019.05.15

Note:

1. All equipments are calibrated every one year.
2. The test instruments marked with “X” are used to measure the final test results.
3. Test Software version : QuieTek EMI 2.0 V2.1.113

## 2. Peak Power Output

### 2.1. Test Setup



### 2.2. Limits

The maximum peak power shall be less 1 Watt.

### 2.3. Test Procedure

Tested according to DTS test procedure of KDB 558074 for compliance to FCC 47CFR 15.247 requirements. The maximum peak conducted output power using KDB 558074 section 8.3.1.3 PKPM1 Peak power meter method. The maximum average conducted output power using KDB 558074 section 8.3.2.3 Method (Measurement using a gated RF average-reading power meter)

### 2.4. Uncertainty

$\pm 0.86$  dB

## 2.5. Test Result of Peak Power Output

Product : Intel® Wireless-AC 9560  
 Test Item : Peak Power Output  
 Test Date : 2018/12/28  
 Test Mode : Mode 1 SISO A: Transmit (802.11b\_1Mbps)

Channel No	Frequency (MHz)	Average Power For different Data Rate (Mbps)				Peak Power	Required Limit	Result
		1	2	5.5	11	1		
		Measurement Level (dBm)						
01	2412	16.27	16.25	16.21	16.18	17.95	<30dBm	Pass
07	2442	16.52	16.48	16.45	16.42	18.28	<30dBm	Pass
11	2462	16.59	16.56	16.52	16.47	18.27	<30dBm	Pass
12	2467	13.35	13.32	13.28	13.25	15.08	<30dBm	Pass
13	2472	8.51	8.49	8.45	8.43	10.33	<30dBm	Pass

Product : Intel® Wireless-AC 9560  
 Test Item : Peak Power Output  
 Test Date : 2018/12/28  
 Test Mode : Mode 1 SISO A: Transmit (802.11g\_6Mbps)

Channel No	Frequency (MHz)	Average Power For different Data Rate (Mbps)								Peak Power	Required Limit	Result
		6	9	12	18	24	36	48	54	6		
		Measurement Level (dBm)										
01	2412	15.35	15.31	15.29	15.26	15.23	15.18	15.15	15.11	20.11	<30dBm	Pass
07	2442	15.43	15.41	15.38	15.36	15.32	15.28	15.25	15.21	20.21	<30dBm	Pass
11	2462	15.39	15.36	15.33	15.27	15.24	15.22	15.19	15.16	20.02	<30dBm	Pass
12	2467	12.83	12.81	12.79	12.75	12.73	12.67	12.64	12.62	17.64	<30dBm	Pass
13	2472	-6.7	-6.74	-6.79	-6.81	-6.83	-6.88	-6.92	-6.95	0.05	<30dBm	Pass

Product : Intel® Wireless-AC 9560  
 Test Item : Peak Power Output  
 Test Date : 2018/12/28  
 Test Mode : Mode 1 SISO A: Transmit (802.11n-20BW\_7.2Mbps)

Channel No	Frequency (MHz)	Average Power For different Data Rate (Mbps)								Peak Power	Required Limit	Result
		7.2	14.4	21.7	28.9	43.3	57.8	65	72.2	7.2		
		Measurement Level (dBm)										
01	2412	15.35	15.31	15.29	15.26	15.22	15.19	15.15	15.12	19.94	<30dBm	Pass
07	2442	15.6	15.58	15.55	15.51	15.47	15.43	15.41	15.38	20.39	<30dBm	Pass
11	2462	15.36	15.33	15.31	15.29	15.25	15.22	15.17	15.13	20.27	<30dBm	Pass
12	2467	12.69	12.66	12.62	12.58	12.55	12.51	12.47	12.43	17.66	<30dBm	Pass
13	2472	-6.67	-6.69	-6.71	-6.74	-6.77	-6.81	-6.84	-6.86	0.09	<30dBm	Pass

Product : Intel® Wireless-AC 9560  
 Test Item : Peak Power Output  
 Test Date : 2018/12/28  
 Test Mode : Mode 1 SISO A: Transmit (802.11n-40BW\_15Mbps)

Channel No	Frequency (MHz)	Average Power For different Data Rate (Mbps)								Peak Power	Required Limit	Result
		15	30	45	60	90	120	135	150	15		
		Measurement Level (dBm)										
03	2422	14.25	14.21	14.18	14.15	14.12	14.08	14.05	14.02	18.95	<30dBm	Pass
07	2442	14.17	14.15	14.11	14.08	14.05	14.02	13.98	13.95	19.22	<30dBm	Pass
09	2452	13.92	13.88	13.85	13.82	13.79	13.74	13.71	13.68	18.76	<30dBm	Pass
10	2457	9.81	9.79	9.75	9.73	9.68	9.66	9.63	9.57	15.93	<30dBm	Pass
11	2462	2.18	2.15	2.11	2.08	2.05	2.01	1.98	1.96	9.38	<30dBm	Pass

Product : Intel® Wireless-AC 9560  
 Test Item : Peak Power Output  
 Test Date : 2018/12/28  
 Test Mode : Mode 2 SISO B: Transmit (802.11b\_1Mbps)

Channel No	Frequency (MHz)	Average Power For different Data Rate (Mbps)				Peak Power	Required Limit	Result
		1	2	5.5	11			
		Measurement Level (dBm)						
01	2412	16.38	16.35	16.31	16.28	18.15	<30dBm	Pass
07	2442	16.67	16.64	16.62	16.58	18.22	<30dBm	Pass
11	2462	16.64	16.61	16.59	16.55	18.42	<30dBm	Pass
12	2467	11.02	10.98	10.96	10.93	12.79	<30dBm	Pass
13	2472	9.4	9.39	9.35	9.31	11.20	<30dBm	Pass



Product : Intel® Wireless-AC 9560  
 Test Item : Peak Power Output  
 Test Date : 2018/12/28  
 Test Mode : Mode 2 SISO B: Transmit (802.11g\_6Mbps)

Channel No	Frequency (MHz)	Average Power For different Data Rate (Mbps)								Peak Power	Required Limit	Result
		6	9	12	18	24	36	48	54	6		
		Measurement Level (dBm)										
01	2412	15.41	15.39	15.35	15.32	15.28	15.25	15.22	15.19	20.02	<30dBm	Pass
07	2442	15.41	15.38	15.36	15.31	15.27	15.26	15.23	15.17	20.13	<30dBm	Pass
11	2462	15.87	15.85	15.82	15.79	15.74	15.72	15.68	15.63	20.61	<30dBm	Pass
12	2467	12.32	12.31	12.28	12.25	12.21	12.19	12.15	12.11	17.1	<30dBm	Pass
13	2472	-7.21	-7.25	-7.28	-7.31	-7.36	-7.39	-7.4	-7.43	-0.63	<30dBm	Pass

Product : Intel® Wireless-AC 9560  
 Test Item : Peak Power Output  
 Test Date : 2018/12/28  
 Test Mode : Mode 2 SISO B: Transmit (802.11n-20BW\_7.2Mbps)

Channel No	Frequency (MHz)	Average Power For different Data Rate (Mbps)								Peak Power	Required Limit	Result
		7.2	14.4	21.7	28.9	43.3	57.8	65	72.2			
		Measurement Level (dBm)										
01	2412	15.25	15.22	15.19	15.16	15.13	15.08	15.06	15.01	20	<30dBm	Pass
07	2442	15.46	15.44	15.41	15.39	15.36	15.33	15.28	15.25	20.25	<30dBm	Pass
11	2462	15.74	15.71	15.69	15.66	15.62	15.58	15.55	15.52	20.43	<30dBm	Pass
12	2467	12.36	12.32	12.29	12.26	12.22	12.19	12.15	12.14	17.06	<30dBm	Pass
13	2472	-7.16	-7.19	-7.21	-7.24	-7.28	-7.33	-7.35	-7.38	0.02	<30dBm	Pass

Product : Intel® Wireless-AC 9560  
 Test Item : Peak Power Output  
 Test Date : 2018/12/28  
 Test Mode : Mode 2 SISO B: Transmit (802.11n-40BW\_15Mbps)

Channel No	Frequency (MHz)	Average Power For different Data Rate (Mbps)								Peak Power	Required Limit	Result
		15	30	45	60	90	120	135	150			
		Measurement Level (dBm)										
03	2422	13.76	13.73	13.71	13.68	13.64	13.62	13.58	13.55	19	<30dBm	Pass
07	2442	13.52	13.49	13.46	13.42	13.38	13.35	13.31	13.28	18.69	<30dBm	Pass
09	2452	13.17	13.13	13.11	13.08	13.05	13.01	12.97	12.95	18.54	<30dBm	Pass
10	2457	9.22	9.19	9.16	9.12	9.08	9.05	9.01	8.97	15.59	<30dBm	Pass
11	2462	2.78	2.75	2.71	2.68	2.64	2.62	2.58	2.54	9.68	<30dBm	Pass

Product : Intel® Wireless-AC 9560  
 Test Item : Peak Power Output  
 Test Date : 2018/12/28  
 Test Mode : Mode 3 MIMO: Transmit (802.11n-20BW\_14.4Mbps)

**Chain A**

Channel No.	Frequency (MHz)	Average Power For different Data Rate (Mbps)								Peak Power	Required Limit	Result
		14.4	28.9	43.3	57.8	86.7	115.6	130	144.4			
		Measurement Level (dBm)										
01	2412	13.82	13.81	13.79	13.76	13.72	13.68	13.66	13.63	18.67	<30dBm	Pass
07	2442	13.85	13.82	13.81	13.77	13.75	13.72	13.69	13.65	18.53	<30dBm	Pass
11	2462	13.81	13.78	13.75	13.71	13.68	13.65	13.63	13.57	18.57	<30dBm	Pass
12	2467	10.42	10.41	10.39	10.36	10.32	10.28	10.25	10.22	15.35	<30dBm	Pass
13	2472	-8.65	-8.68	-8.69	-8.72	-8.75	-8.77	-8.81	-8.84	-0.99	<30dBm	Pass

**Chain B**

Channel No.	Frequency (MHz)	Average Power For different Data Rate (Mbps)								Peak Power	Required Limit	Result
		14.4	28.9	43.3	57.8	86.7	115.6	130	144.4			
		Measurement Level (dBm)										
01	2412	13.87	13.85	13.81	13.79	13.76	13.71	13.67	13.63	18.72	<30dBm	Pass
07	2442	13.84	13.82	13.77	13.75	13.72	13.69	13.65	13.61	18.74	<30dBm	Pass
11	2462	13.72	13.69	13.66	13.62	13.58	13.55	13.51	13.47	18.45	<30dBm	Pass
12	2467	10.37	10.35	10.31	10.29	10.26	10.22	10.18	10.14	15.46	<30dBm	Pass
13	2472	-8.85	-8.88	-8.91	-8.93	-8.98	-9.01	-9.05	-9.09	-1.02	<30dBm	Pass

**Chain A+B**

Channel	Frequency (MHz)	Data Rate (Mbps)	Chain A Power (dBm)	Chain B Power (dBm)	Peak Power Output (dBm)	Limit (dBm)	Result
01	2412	14.4	18.67	18.72	21.71	<30dBm	Pass
07	2442	14.4	18.53	18.74	21.65	<30dBm	Pass
11	2462	14.4	18.57	18.45	21.52	<30dBm	Pass
12	2467	14.4	15.35	15.46	18.42	<30dBm	Pass
13	2472	14.4	-0.99	-1.02	2.01	<30dBm	Pass

Note: Peak Power Output Value (dBm) = 10\*LOG (Chain A (mW)+ Chain B (mW))

Product : Intel® Wireless-AC 9560  
 Test Item : Peak Power Output  
 Test Date : 2018/08/31  
 Test Mode : Mode 3 MIMO: Transmit (802.11n-40BW\_30Mbps)

**Chain A**

Channel No.	Frequency (MHz)	Average Power For different Data Rate (Mbps)								Peak Power	Required Limit	Result
		30	60	90	120	180	240	270	300			
		Measurement Level (dBm)										
03	2422	12.32	12.29	12.25	12.21	12.18	12.15	12.1	12.08	17.56	<30dBm	Pass
07	2442	12.42	12.38	12.36	12.33	12.27	12.26	12.22	12.19	17.89	<30dBm	Pass
09	2452	12.35	12.31	12.29	12.27	12.25	12.19	12.15	12.11	17.61	<30dBm	Pass
10	2457	9.78	9.75	9.72	9.67	9.65	9.62	9.59	9.55	16.11	<30dBm	Pass
11	2462	1.9	1.89	1.86	1.82	1.79	1.75	1.72	1.68	9.15	<30dBm	Pass

**Chain B**

Channel No.	Frequency (MHz)	Average Power For different Data Rate (Mbps)								Peak Power	Required Limit	Result
		30	60	90	120	180	240	270	300			
		Measurement Level (dBm)										
03	2422	12.36	12.33	12.31	12.28	12.24	12.22	12.19	12.16	17.45	<30dBm	Pass
07	2442	12.34	12.31	12.27	12.25	12.21	12.18	12.15	12.12	17.91	<30dBm	Pass
09	2452	12.34	12.32	12.28	12.26	12.24	12.19	12.16	12.13	17.64	<30dBm	Pass
10	2457	9.83	9.81	9.79	9.75	9.74	9.69	9.65	9.62	16.02	<30dBm	Pass
11	2462	1.86	1.82	1.78	1.75	1.72	1.67	1.64	1.63	9.03	<30dBm	Pass

**Chain A+B**

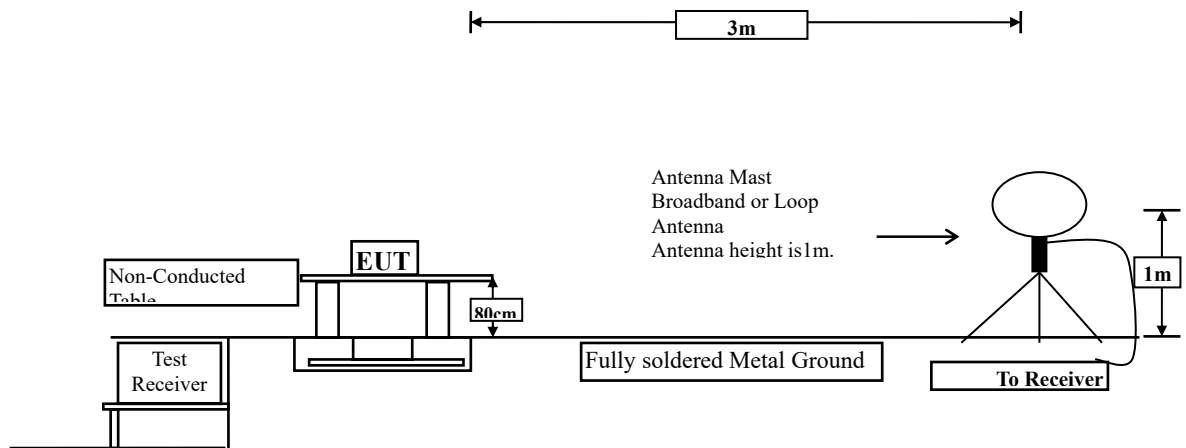
Channel	Frequency (MHz)	Data Rate (Mbps)	Chain A Power (dBm)	Chain B Power (dBm)	Peak Power Output (dBm)	Limit (dBm)	Result
03	2422	30	17.56	17.45	20.52	<30dBm	Pass
07	2442	30	17.89	17.91	20.91	<30dBm	Pass
09	2452	30	17.61	17.64	20.64	<30dBm	Pass
10	2457	30	16.11	16.02	19.08	<30dBm	Pass
11	2462	30	9.15	9.03	12.10	<30dBm	Pass

Note: Peak Power Output Value (dBm) = 10\*LOG (Chain A (mW)+ Chain B (mW))

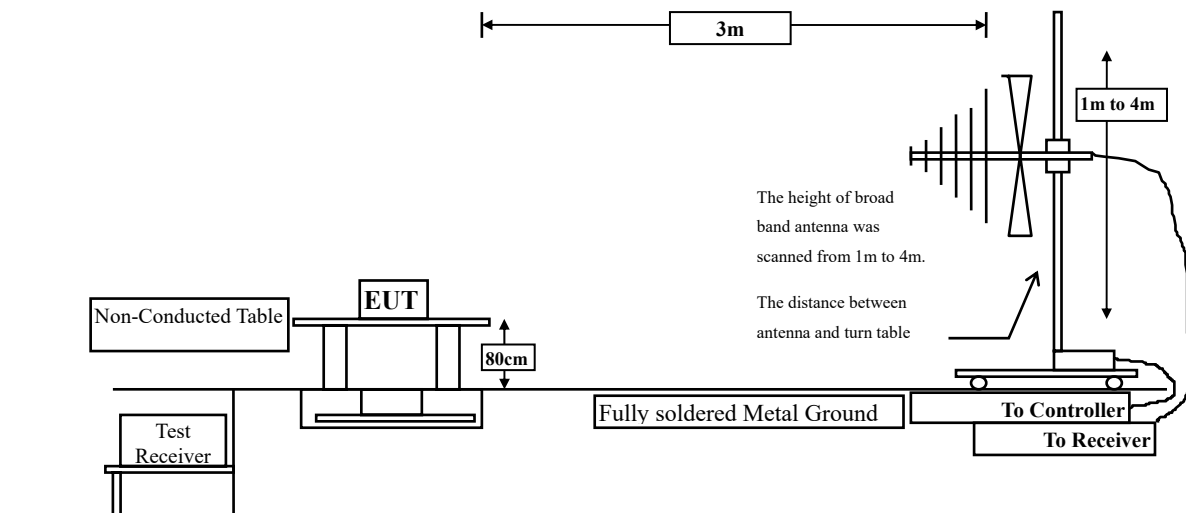
### 3. Radiated Emission

#### 3.1. Test Setup

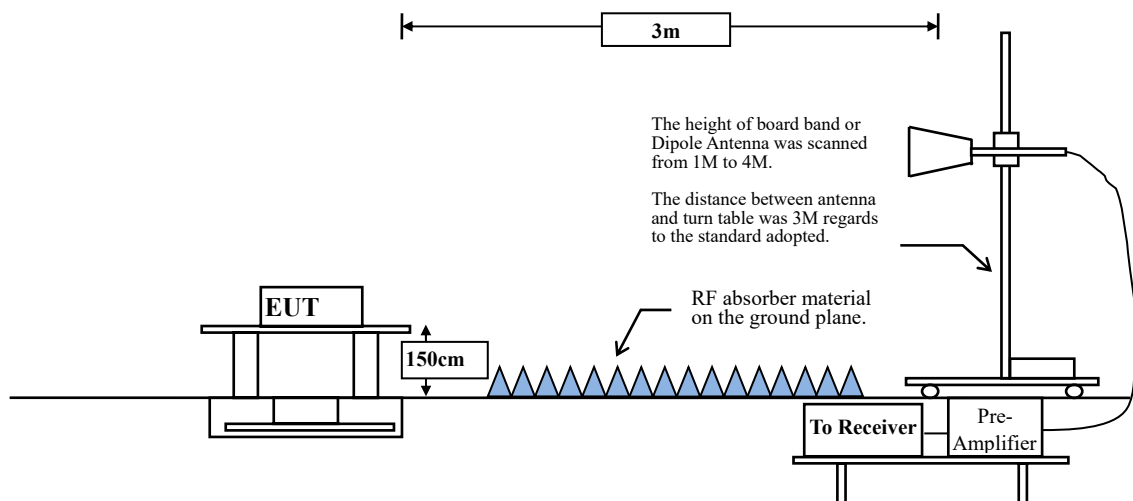
Radiated Emission Under 30MHz



Radiated Emission Below 1GHz



Radiated Emission Above 1GHz





### 3.2. Limits

#### ➤ General Radiated Emission Limits

Emissions radiated outside of the specified frequency bands, except for harmonics, shall be attenuated by at least 20dB below the level of the fundamental or to the general radiated emission limits in paragraph 15.209, whichever is the lesser attenuation.

FCC Part 15 Subpart C Paragraph 15.209 Limits		
Frequency MHz	Field strength (microvolts/meter)	Measurement distance (meter)
0.009-0.490	2400/F(kHz)	300
0.490-1.705	24000/F(kHz)	30
1.705-30	30	30
30-88	100	3
88-216	150	3
216-960	200	3
Above 960	500	3

- Remarks:
1. RF Voltage (dB $\mu$ V) = 20 log RF Voltage (uV)
  2. In the Above Table, the tighter limit applies at the band edges.
  3. Distance refers to the distance in meters between the measuring instrument antenna and the closed point of any part of the device or system.

### 3.3. Test Procedure

The EUT was setup according to ANSI C63.10: 2013 and tested according to DTS test procedure of KDB558074 for compliance to FCC 47CFR 15.247 requirements.

Measuring the frequency range below 1GHz, the EUT is placed on a turn table which is 0.8 meter above ground, when measuring the frequency range above 1GHz, the EUT is placed on a turn table which is 1.5 meter above ground.

The turn table is rotated 360 degrees to determine the position of the maximum emission level.

The EUT was positioned such that the distance from antenna to the EUT was 3 meters.

The antenna is scanned between 1 meter and 4 meters to find out the maximum emission level. This is repeated for both horizontal and vertical polarization of the antenna. In order to find the maximum emission, all of the interface cables were manipulated according to ANSI C63.10: 2013 on radiated measurement.

The resolution bandwidth below 30MHz setting on the field strength meter is 9kHz and 30MHz~1GHz is 120kHz and above 1GHz is 1MHz.

Radiated emission measurements below 30MHz are made using Loop Antenna and 30MHz~1GHz are made using broadband Bilog antenna and above 1GHz are made using Horn Antennas.

The measurement is divided into the Preliminary Measurement and the Final Measurement.

The suspected frequencies are searched for in Preliminary Measurement with the measurement antenna kept pointed at the source of the emission both in azimuth and elevation, with the polarization of the antenna oriented for maximum response. The antenna is pointed at an angle towards the source of the emission, and the EUT is rotated in both height and polarization to maximize the measured emission. The emission is kept within the illumination area of the 3 dB bandwidth of the antenna. The measurement frequency range from 9kHz - 10th Harmonic of fundamental was investigated.

**RBW and VBW Parameter setting:**

According to KDB 558074 Peak power measurement procedure

RBW = as specified in Table 1.

$VBW \geq 3 \times RBW$ .

**Table 1 —RBW as a function of frequency**

Frequency	RBW
9-150 kHz	200-300 Hz
0.15-30 MHz	9-10 kHz
30-1000 MHz	100-120 kHz
> 1000 MHz	1 MHz

According to KDB 558074 Average power measurement procedure

RBW = 1MHz.

$VBW = 10\text{Hz}$ , when duty cycle  $\geq 98\%$

$VBW \geq 1/T$ , when duty cycle  $< 98\%$

( T refers to the minimum transmission duration over which the transmitter is on and is transmitting at its maximum power control level for the tested mode of operation.)

**SISO A:**

2.4GHz band	Duty Cycle (%)	T (ms)	1/T (Hz)	VBW (Hz)
802.11b	99.20	--	--	10
802.11g	98.80	--	--	10
802.11n20	99.80	--	--	10
802.11n40	99.58	--	--	10

Note: Duty Cycle Refer to Section 5

**SISO B:**

2.4GHz band	Duty Cycle (%)	T (ms)	1/T (Hz)	VBW (Hz)
802.11b	99.88	--	--	10
802.11g	99.52	--	--	10
802.11n20	99.84	--	--	10
802.11n40	99.67	--	--	10

Note: Duty Cycle Refer to Section 5

**MIMO:**

2.4GHz band	Duty Cycle (%)	T (ms)	1/T (Hz)	VBW (Hz)
802.11n20	99.63	--	--	10
802.11n40	99.34	--	--	10

Note: Duty Cycle Refer to Section 5

### **3.4. Uncertainty**

Horizontal polarization :

30-300MHz:  $\pm 4.08\text{dB}$  ; 300M-1GHz:  $\pm 3.86\text{dB}$  ; 1-18GHz:  $\pm 3.77\text{dB}$  ; 18-40GHz:  $\pm 3.98\text{dB}$

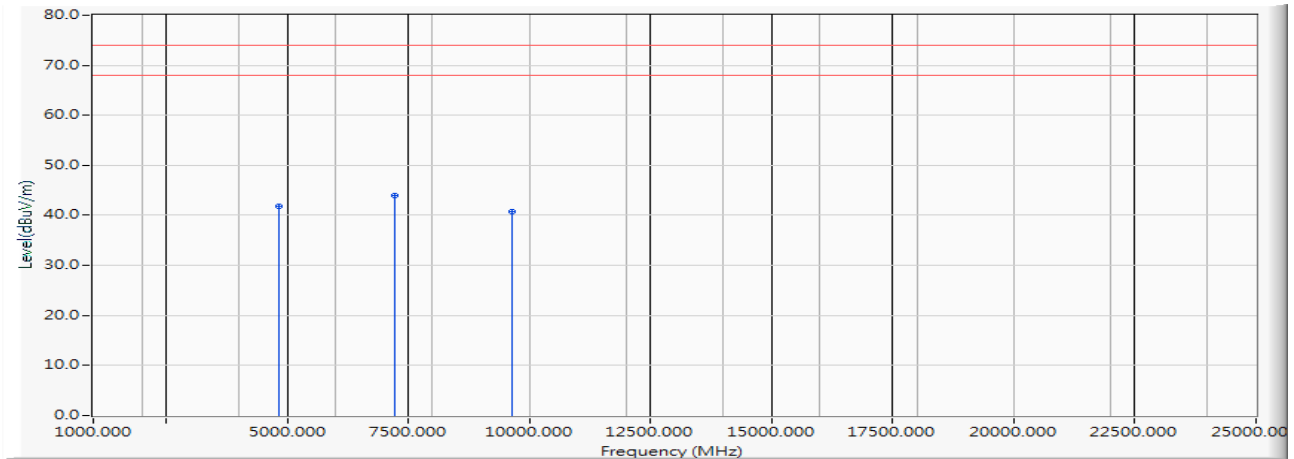
Vertical polarization :

30-300MHz:  $\pm 4.81\text{dB}$  ; 300M-1GHz:  $\pm 3.87\text{dB}$  ; 1-18GHz :  $\pm 3.83\text{dB}$  ; 18-40GHz:  $\pm 3.98\text{dB}$

### 3.5. Test Result of Radiated Emission

Product : Intel® Wireless-AC 9560  
 Test Item : Harmonic Radiated Emission Data  
 Test Date : 2018/12/25  
 Test Mode : Mode 1 SISO A: Transmit (802.11b\_1Mbps) (2412MHz)

**Horizontal**

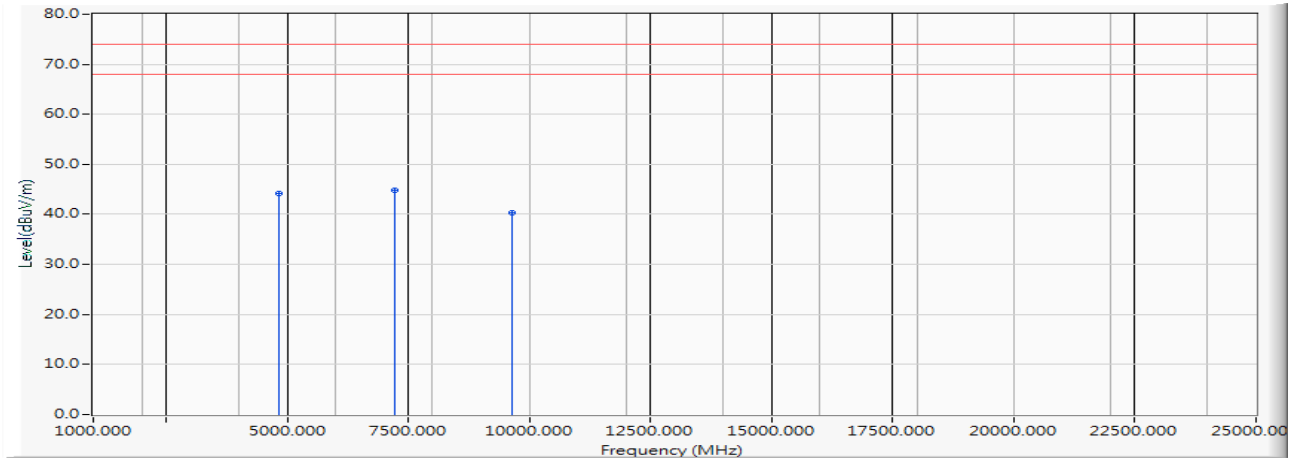


		Frequency (MHz)	Correct Factor (dB)	Reading Level (dBμV)	Measure Level (dBμV/m)	Margin (dB)	Limit (dBμV/m)	Detector Type
1		4824.000	-6.086	47.990	41.905	-32.095	74.000	PEAK
2	*	7236.000	-3.033	47.030	43.997	-30.003	74.000	PEAK
3		9648.000	-0.680	41.330	40.650	-33.350	74.000	PEAK

Note:

1. All Readings below 1GHz are Quasi-Peak, above 1GHz are performed with peak and/or average measurements as necessary.
2. Measurement Level = Reading Level + Correct Factor.
3. Correct Factor = Antenna factor + Cable loss – Amplifier gain.
4. The average measurement was not performed when the peak measured data under the limit of average detection.
5. The emission levels of other frequencies are very lower than the limit and not show in test report.

Product : Intel® Wireless-AC 9560  
 Test Item : Harmonic Radiated Emission Data  
 Test Date : 2018/12/25  
 Test Mode : Mode 1 SISO A: Transmit (802.11b\_1Mbps) (2412MHz)

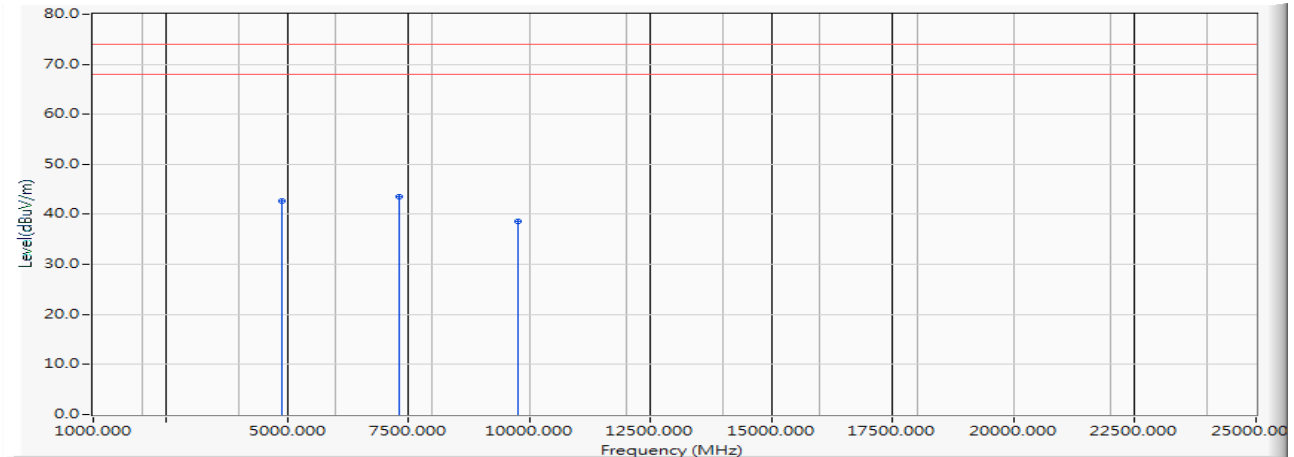
**Vertical**

		Frequency (MHz)	Correct Factor (dB)	Reading Level (dBμV)	Measure Level (dBμV/m)	Margin (dB)	Limit (dBμV/m)	Detector Type
1		4824.000	-6.086	50.230	44.145	-29.855	74.000	PEAK
2	*	7236.000	-3.033	47.920	44.887	-29.113	74.000	PEAK
3		9648.000	-0.680	41.080	40.400	-33.600	74.000	PEAK

**Note:**

1. All Readings below 1GHz are Quasi-Peak, above 1GHz are performed with peak and/or average measurements as necessary.
2. Measurement Level = Reading Level + Correct Factor.
3. Correct Factor = Antenna factor + Cable loss – Amplifier gain.
4. The average measurement was not performed when the peak measured data under the limit of average detection.
5. The emission levels of other frequencies are very lower than the limit and not show in test report.

Product : Intel® Wireless-AC 9560  
 Test Item : Harmonic Radiated Emission Data  
 Test Date : 2018/12/25  
 Test Mode : Mode 1 SISO A: Transmit (802.11b\_1Mbps) (2442 MHz)

**Horizontal**

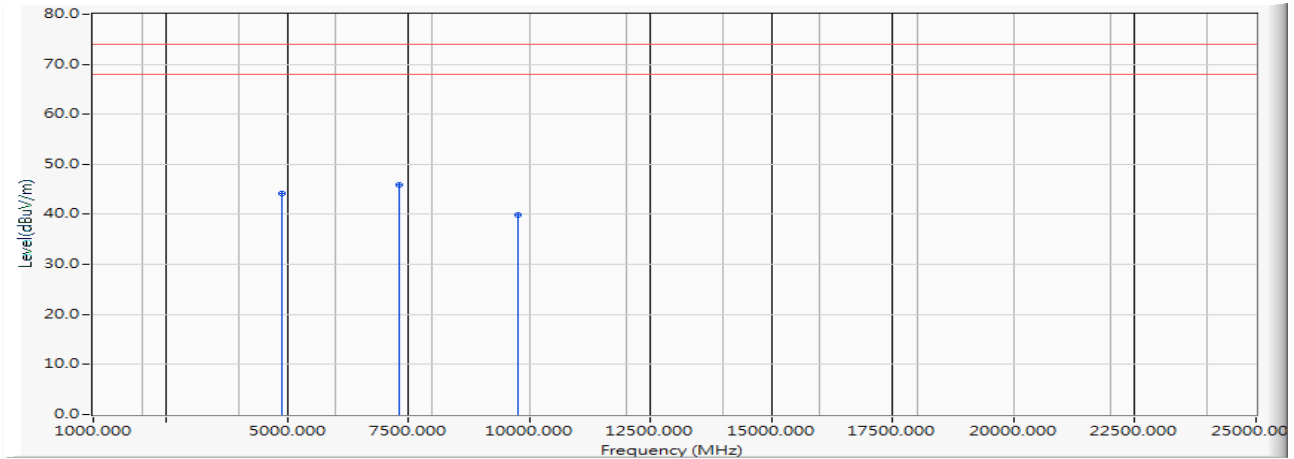
		Frequency (MHz)	Correct Factor (dB)	Reading Level (dBμV)	Measure Level (dBμV/m)	Margin (dB)	Limit (dBμV/m)	Detector Type
1		4884.000	-6.045	48.690	42.644	-31.356	74.000	PEAK
2	*	7326.000	-2.948	46.560	43.612	-30.388	74.000	PEAK
3		9768.000	-0.482	39.090	38.608	-35.392	74.000	PEAK

**Note:**

1. All Readings below 1GHz are Quasi-Peak, above 1GHz are performed with peak and/or average measurements as necessary.
2. Measurement Level = Reading Level + Correct Factor.
3. Correct Factor = Antenna factor + Cable loss – Amplifier gain.
4. The average measurement was not performed when the peak measured data under the limit of average detection.
5. The emission levels of other frequencies are very lower than the limit and not show in test report.

Product : Intel® Wireless-AC 9560  
 Test Item : Harmonic Radiated Emission Data  
 Test Date : 2018/12/25  
 Test Mode : Mode 1 SISO A: Transmit (802.11b\_1Mbps) (2442 MHz)

### Vertical



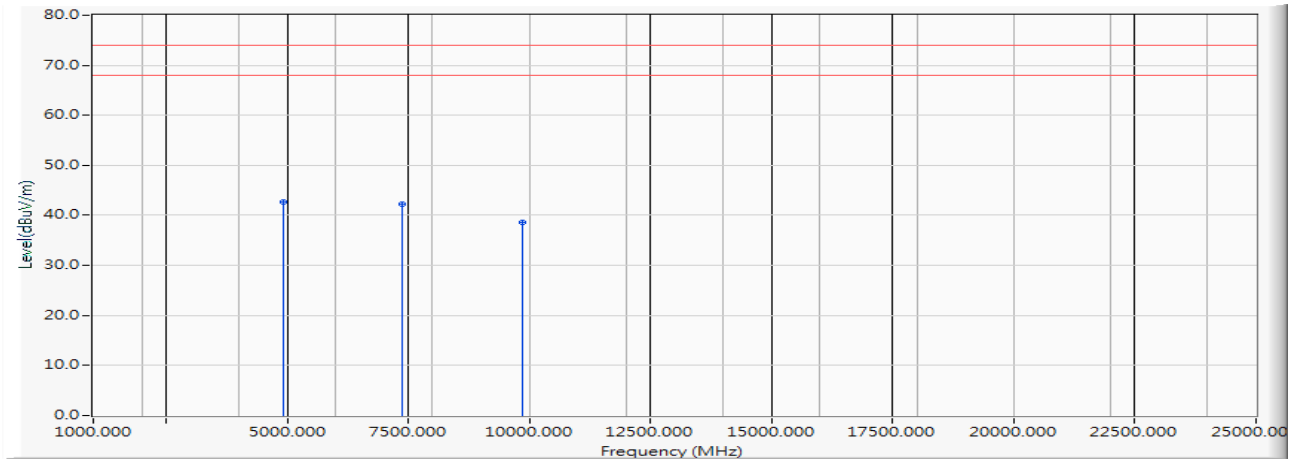
		Frequency (MHz)	Correct Factor (dB)	Reading Level (dBμV)	Measure Level (dBμV/m)	Margin (dB)	Limit (dBμV/m)	Detector Type
1		4884.000	-6.045	50.170	44.124	-29.876	74.000	PEAK
2	*	7326.000	-2.948	48.850	45.902	-28.098	74.000	PEAK
3		9768.000	-0.482	40.410	39.928	-34.072	74.000	PEAK

### Note:

1. All Readings below 1GHz are Quasi-Peak, above 1GHz are performed with peak and/or average measurements as necessary.
2. Measurement Level = Reading Level + Correct Factor.
3. Correct Factor = Antenna factor + Cable loss – Amplifier gain.
4. The average measurement was not performed when the peak measured data under the limit of average detection.
5. The emission levels of other frequencies are very lower than the limit and not show in test report.



Product : Intel® Wireless-AC 9560  
 Test Item : Harmonic Radiated Emission Data  
 Test Date : 2018/12/25  
 Test Mode : Mode 1 SISO A: Transmit (802.11b\_1Mbps) (2462 MHz)

**Horizontal**

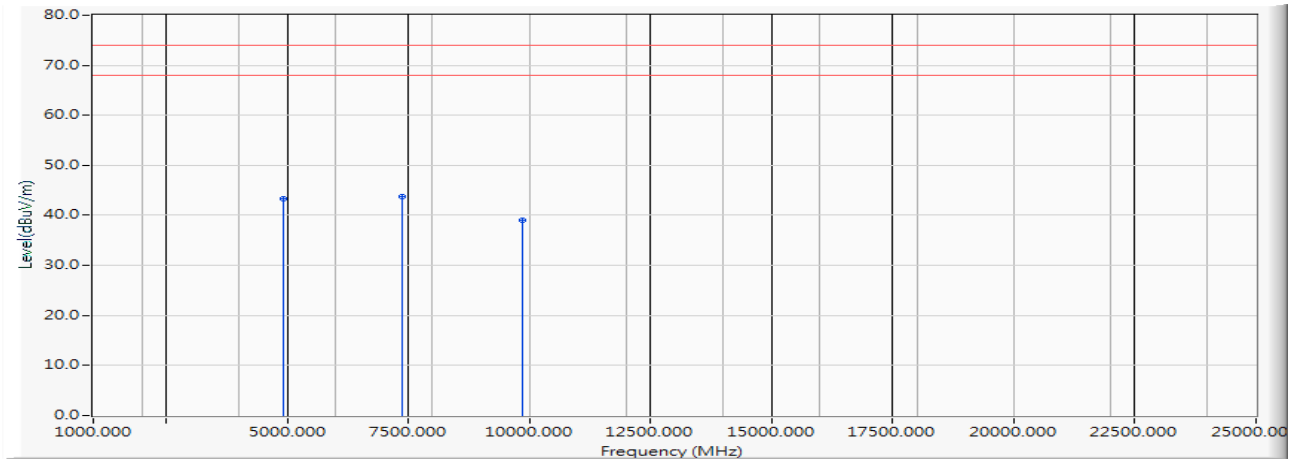
		Frequency (MHz)	Correct Factor (dB)	Reading Level (dBμV)	Measure Level (dBμV/m)	Margin (dB)	Limit (dBμV/m)	Detector Type
1	*	4924.000	-6.041	48.750	42.710	-31.290	74.000	PEAK
2		7386.000	-2.861	45.060	42.198	-31.802	74.000	PEAK
3		9848.000	-0.399	39.060	38.661	-35.339	74.000	PEAK

**Note:**

1. All Readings below 1GHz are Quasi-Peak, above 1GHz are performed with peak and/or average measurements as necessary.
2. Measurement Level = Reading Level + Correct Factor.
3. Correct Factor = Antenna factor + Cable loss – Amplifier gain.
4. The average measurement was not performed when the peak measured data under the limit of average detection.
5. The emission levels of other frequencies are very lower than the limit and not show in test report.

Product : Intel® Wireless-AC 9560  
 Test Item : Harmonic Radiated Emission Data  
 Test Date : 2018/12/25  
 Test Mode : Mode 1 SISO A: Transmit (802.11b\_1Mbps) (2462 MHz)

### Vertical



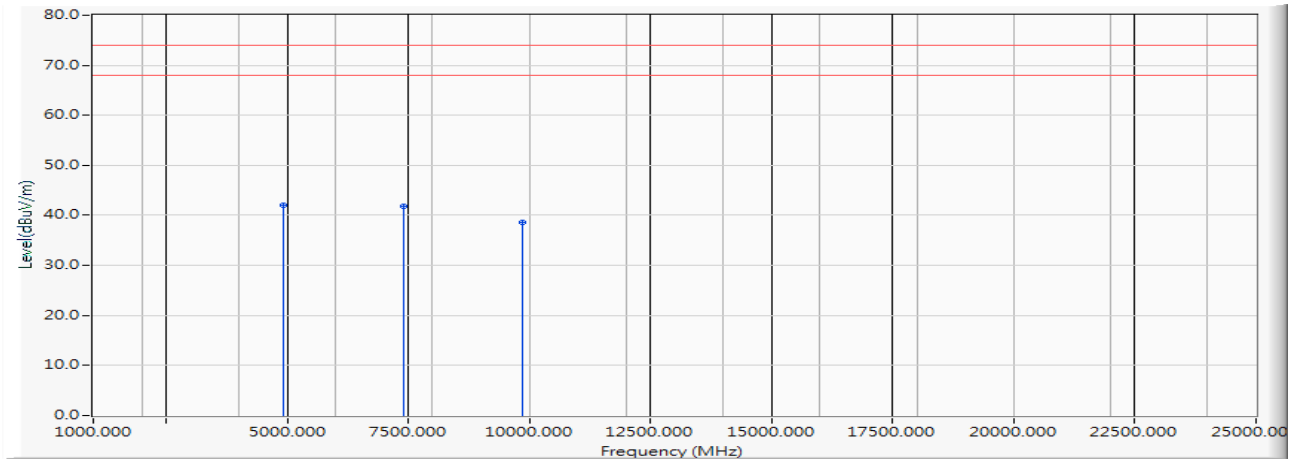
		Frequency (MHz)	Correct Factor (dB)	Reading Level (dBμV)	Measure Level (dBμV/m)	Margin (dB)	Limit (dBμV/m)	Detector Type
1		4924.000	-6.041	49.330	43.290	-30.710	74.000	PEAK
2	*	7386.000	-2.861	46.610	43.748	-30.252	74.000	PEAK
3		9848.000	-0.399	39.480	39.081	-34.919	74.000	PEAK

### Note:

1. All Readings below 1GHz are Quasi-Peak, above 1GHz are performed with peak and/or average measurements as necessary.
2. Measurement Level = Reading Level + Correct Factor.
3. Correct Factor = Antenna factor + Cable loss – Amplifier gain.
4. The average measurement was not performed when the peak measured data under the limit of average detection.
5. The emission levels of other frequencies are very lower than the limit and not show in test report.

Product : Intel® Wireless-AC 9560  
 Test Item : Harmonic Radiated Emission Data  
 Test Date : 2018/12/25  
 Test Mode : Mode 1 SISO A: Transmit (802.11b\_1Mbps) (2467 MHz)

### Horizontal

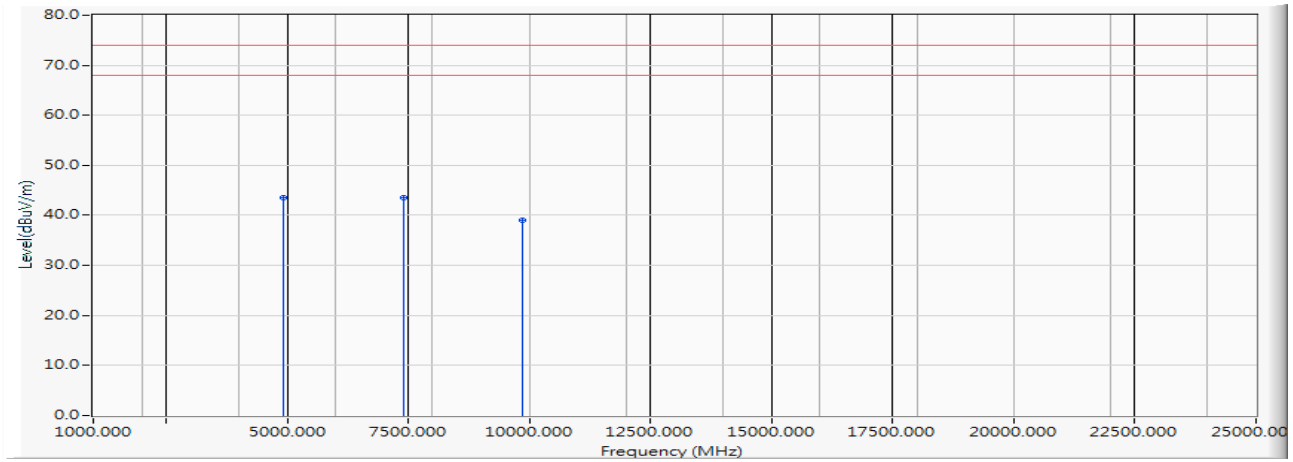


		Frequency (MHz)	Correct Factor (dB)	Reading Level (dBμV)	Measure Level (dBμV/m)	Margin (dB)	Limit (dBμV/m)	Detector Type
1	*	4934.000	-6.037	48.070	42.033	-31.967	74.000	PEAK
2		7401.000	-2.866	44.600	41.734	-32.266	74.000	PEAK
3		9868.000	-0.344	38.950	38.606	-35.394	74.000	PEAK

### Note:

1. All Readings below 1GHz are Quasi-Peak, above 1GHz are performed with peak and/or average measurements as necessary.
2. Measurement Level = Reading Level + Correct Factor.
3. Correct Factor = Antenna factor + Cable loss – Amplifier gain.
4. The average measurement was not performed when the peak measured data under the limit of average detection.
5. The emission levels of other frequencies are very lower than the limit and not show in test report.

Product : Intel® Wireless-AC 9560  
 Test Item : Harmonic Radiated Emission Data  
 Test Date : 2018/12/25  
 Test Mode : Mode 1 SISO A: Transmit (802.11b\_1Mbps) (2467 MHz)

**Vertical**

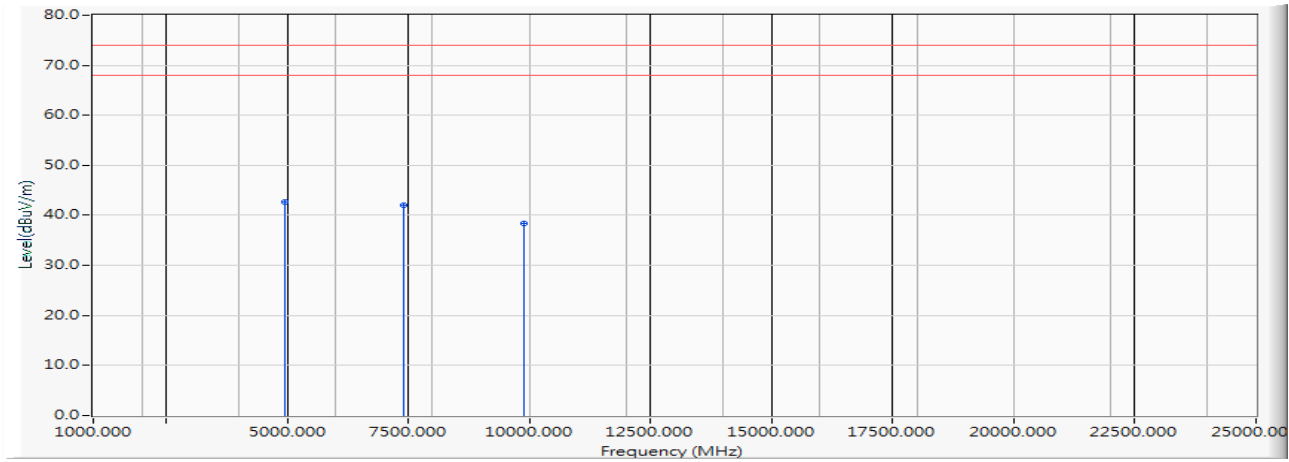
		Frequency (MHz)	Correct Factor (dB)	Reading Level (dBμV)	Measure Level (dBμV/m)	Margin (dB)	Limit (dBμV/m)	Detector Type
1	*	4934.000	-6.037	49.620	43.583	-30.417	74.000	PEAK
2		7401.000	-2.866	46.390	43.524	-30.476	74.000	PEAK
3		9868.000	-0.344	39.290	38.946	-35.054	74.000	PEAK

**Note:**

1. All Readings below 1GHz are Quasi-Peak, above 1GHz are performed with peak and/or average measurements as necessary.
2. Measurement Level = Reading Level + Correct Factor.
3. Correct Factor = Antenna factor + Cable loss – Amplifier gain.
4. The average measurement was not performed when the peak measured data under the limit of average detection.
5. The emission levels of other frequencies are very lower than the limit and not show in test report.

Product : Intel® Wireless-AC 9560  
 Test Item : Harmonic Radiated Emission Data  
 Test Date : 2018/12/25  
 Test Mode : Mode 1 SISO A: Transmit (802.11b\_1Mbps) (2472 MHz)

### Horizontal



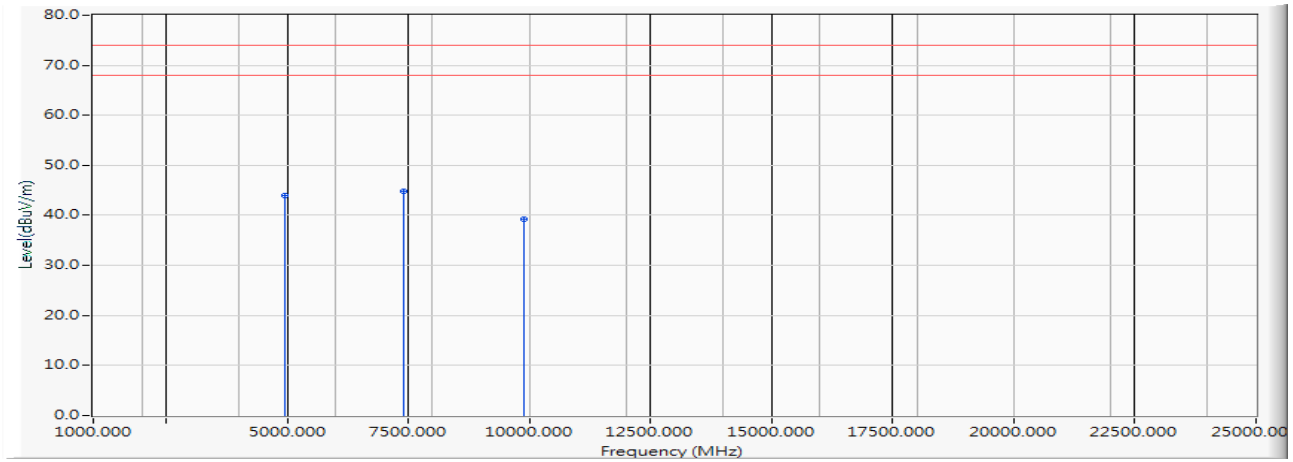
		Frequency (MHz)	Correct Factor (dB)	Reading Level (dBμV)	Measure Level (dBμV/m)	Margin (dB)	Limit (dBμV/m)	Detector Type
1	*	4944.000	-6.039	48.670	42.631	-31.369	74.000	PEAK
2		7416.000	-2.853	44.930	42.078	-31.922	74.000	PEAK
3		9888.000	-0.283	38.690	38.407	-35.593	74.000	PEAK

### Note:

1. All Readings below 1GHz are Quasi-Peak, above 1GHz are performed with peak and/or average measurements as necessary.
2. Measurement Level = Reading Level + Correct Factor.
3. Correct Factor = Antenna factor + Cable loss – Amplifier gain.
4. The average measurement was not performed when the peak measured data under the limit of average detection.
5. The emission levels of other frequencies are very lower than the limit and not show in test report.

Product : Intel® Wireless-AC 9560  
 Test Item : Harmonic Radiated Emission Data  
 Test Date : 2018/12/25  
 Test Mode : Mode 1 SISO A: Transmit (802.11b\_1Mbps) (2472 MHz)

### Vertical

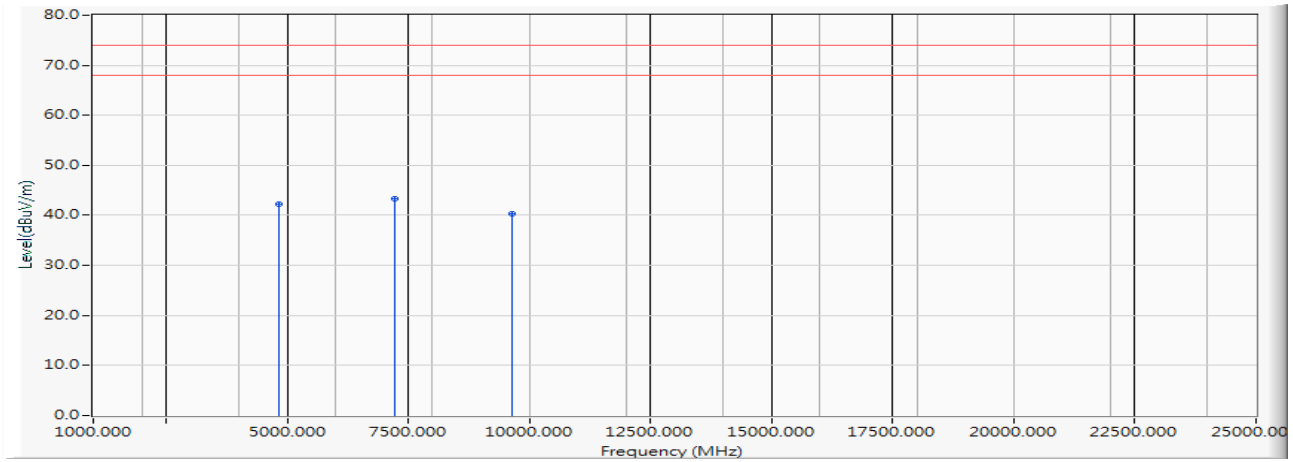


		Frequency (MHz)	Correct Factor (dB)	Reading Level (dBμV)	Measure Level (dBμV/m)	Margin (dB)	Limit (dBμV/m)	Detector Type
1		4944.000	-6.039	49.980	43.941	-30.059	74.000	PEAK
2	*	7416.000	-2.853	47.610	44.758	-29.242	74.000	PEAK
3		9888.000	-0.283	39.520	39.237	-34.763	74.000	PEAK

### Note:

1. All Readings below 1GHz are Quasi-Peak, above 1GHz are performed with peak and/or average measurements as necessary.
2. Measurement Level = Reading Level + Correct Factor.
3. Correct Factor = Antenna factor + Cable loss – Amplifier gain.
4. The average measurement was not performed when the peak measured data under the limit of average detection.
5. The emission levels of other frequencies are very lower than the limit and not show in test report.

Product : Intel® Wireless-AC 9560  
 Test Item : Harmonic Radiated Emission Data  
 Test Date : 2018/12/25  
 Test Mode : Mode 1 SISO A: Transmit (802.11g\_6Mbps) (2412MHz)

**Horizontal**

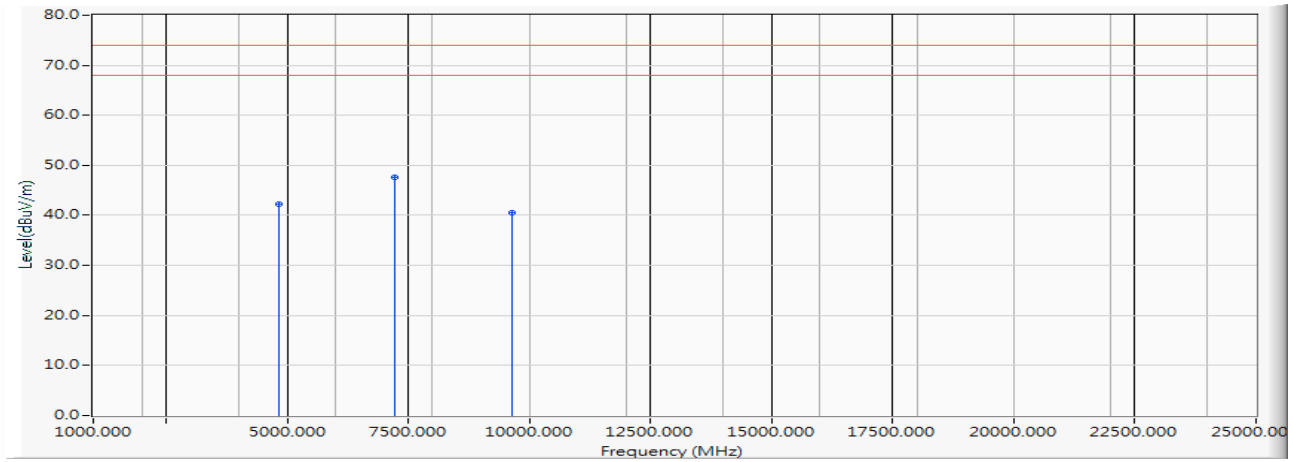
		Frequency (MHz)	Correct Factor (dB)	Reading Level (dBμV)	Measure Level (dBμV/m)	Margin (dB)	Limit (dBμV/m)	Detector Type
1		4824.000	-6.086	48.370	42.285	-31.715	74.000	PEAK
2	*	7236.000	-3.033	46.440	43.407	-30.593	74.000	PEAK
3		9648.000	-0.680	40.950	40.270	-33.730	74.000	PEAK

**Note:**

1. All Readings below 1GHz are Quasi-Peak, above 1GHz are performed with peak and/or average measurements as necessary.
2. Measurement Level = Reading Level + Correct Factor.
3. Correct Factor = Antenna factor + Cable loss – Amplifier gain.
4. The average measurement was not performed when the peak measured data under the limit of average detection.
5. The emission levels of other frequencies are very lower than the limit and not show in test report.

Product : Intel® Wireless-AC 9560  
 Test Item : Harmonic Radiated Emission Data  
 Test Date : 2018/12/25  
 Test Mode : Mode 1 SISO A: Transmit (802.11g\_6Mbps) (2412MHz)

### Vertical



		Frequency (MHz)	Correct Factor (dB)	Reading Level (dBμV)	Measure Level (dBμV/m)	Margin (dB)	Limit (dBμV/m)	Detector Type
1		4824.000	-6.086	48.260	42.175	-31.825	74.000	PEAK
2	*	7236.000	-3.033	50.570	47.537	-26.463	74.000	PEAK
3		9648.000	-0.680	41.140	40.460	-33.540	74.000	PEAK

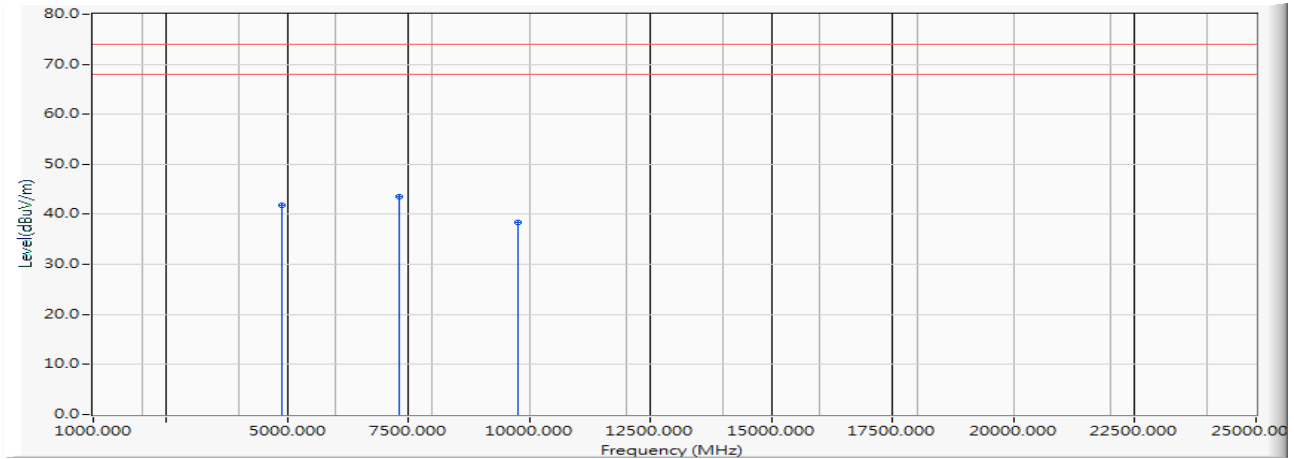
### Note:

1. All Readings below 1GHz are Quasi-Peak, above 1GHz are performed with peak and/or average measurements as necessary.
2. Measurement Level = Reading Level + Correct Factor.
3. Correct Factor = Antenna factor + Cable loss – Amplifier gain.
4. The average measurement was not performed when the peak measured data under the limit of average detection.
5. The emission levels of other frequencies are very lower than the limit and not show in test report.



Product : Intel® Wireless-AC 9560  
 Test Item : Harmonic Radiated Emission Data  
 Test Date : 2018/12/25  
 Test Mode : Mode 1 SISO A: Transmit (802.11g\_6Mbps) (2442 MHz)

### Horizontal



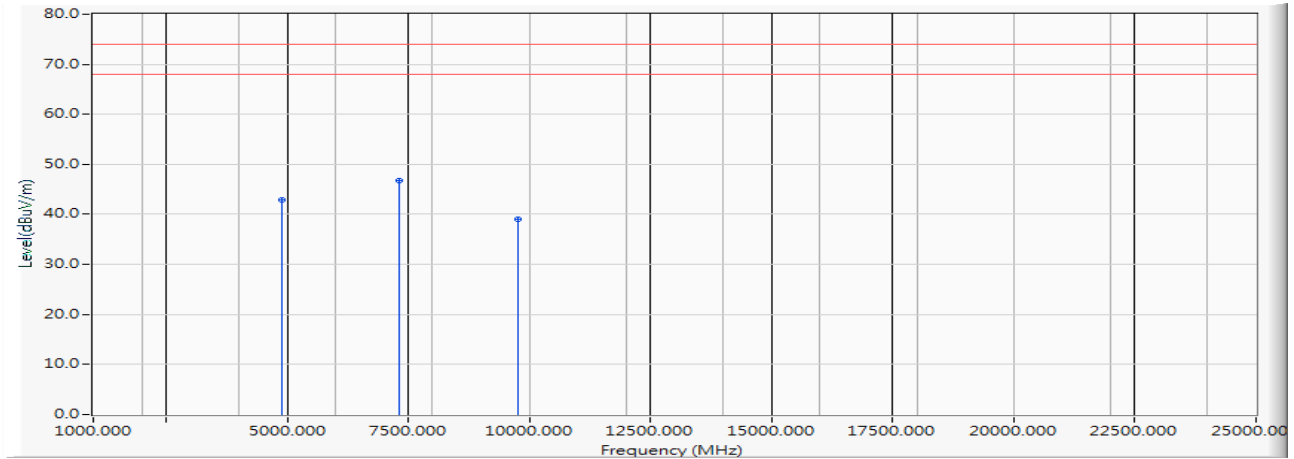
		Frequency (MHz)	Correct Factor (dB)	Reading Level (dBμV)	Measure Level (dBμV/m)	Margin (dB)	Limit (dBμV/m)	Detector Type
1		4884.000	-6.045	47.890	41.844	-32.156	74.000	PEAK
2	*	7326.000	-2.948	46.480	43.532	-30.468	74.000	PEAK
3		9768.000	-0.482	38.880	38.398	-35.602	74.000	PEAK

### Note:

1. All Readings below 1GHz are Quasi-Peak, above 1GHz are performed with peak and/or average measurements as necessary.
2. Measurement Level = Reading Level + Correct Factor.
3. Correct Factor = Antenna factor + Cable loss – Amplifier gain.
4. The average measurement was not performed when the peak measured data under the limit of average detection.
5. The emission levels of other frequencies are very lower than the limit and not show in test report.

Product : Intel® Wireless-AC 9560  
 Test Item : Harmonic Radiated Emission Data  
 Test Date : 2018/12/25  
 Test Mode : Mode 1 SISO A: Transmit (802.11g\_6Mbps) (2442 MHz)

### Vertical

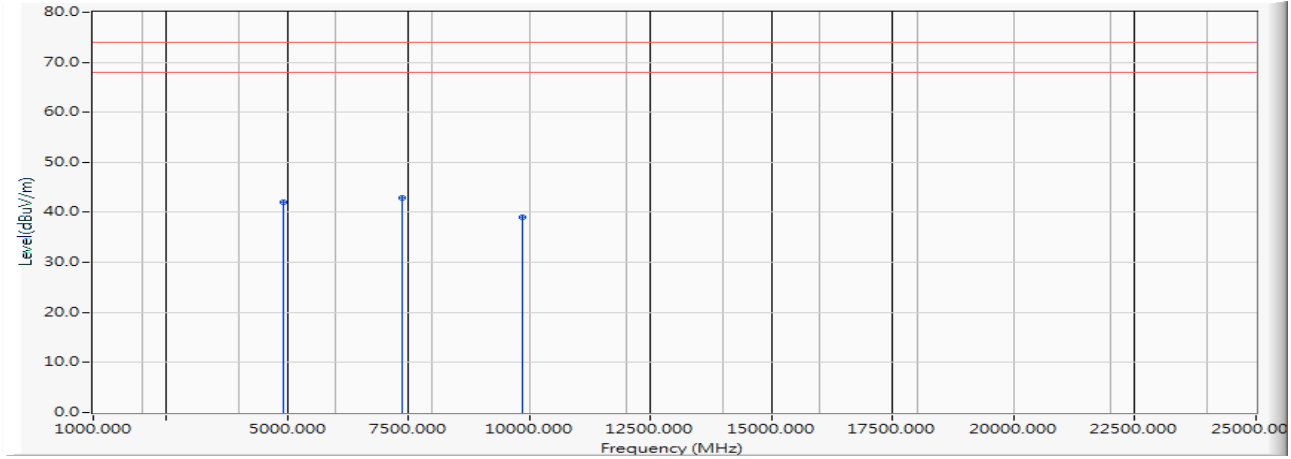


		Frequency (MHz)	Correct Factor (dB)	Reading Level (dBμV)	Measure Level (dBμV/m)	Margin (dB)	Limit (dBμV/m)	Detector Type
1		4884.000	-6.045	48.920	42.874	-31.126	74.000	PEAK
2	*	7326.000	-2.948	49.780	46.832	-27.168	74.000	PEAK
3		9768.000	-0.482	39.430	38.948	-35.052	74.000	PEAK

### Note:

1. All Readings below 1GHz are Quasi-Peak, above 1GHz are performed with peak and/or average measurements as necessary.
2. Measurement Level = Reading Level + Correct Factor.
3. Correct Factor = Antenna factor + Cable loss – Amplifier gain.
4. The average measurement was not performed when the peak measured data under the limit of average detection.
5. The emission levels of other frequencies are very lower than the limit and not show in test report.

Product : Intel® Wireless-AC 9560  
 Test Item : Harmonic Radiated Emission Data  
 Test Date : 2018/12/25  
 Test Mode : Mode 1 SISO A: Transmit (802.11g\_6Mbps) (2462 MHz)

**Horizontal**

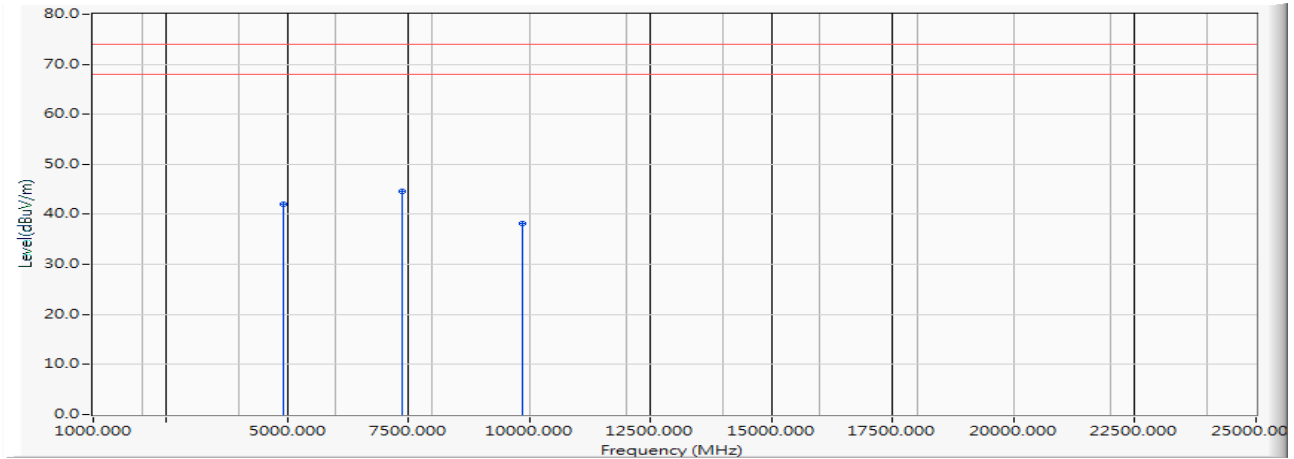
		Frequency (MHz)	Correct Factor (dB)	Reading Level (dBμV)	Measure Level (dBμV/m)	Margin (dB)	Limit (dBμV/m)	Detector Type
1		4924.000	-6.041	48.150	42.110	-31.890	74.000	PEAK
2	*	7386.000	-2.861	45.780	42.918	-31.082	74.000	PEAK
3		9848.000	-0.399	39.490	39.091	-34.909	74.000	PEAK

**Note:**

1. All Readings below 1GHz are Quasi-Peak, above 1GHz are performed with peak and/or average measurements as necessary.
2. Measurement Level = Reading Level + Correct Factor.
3. Correct Factor = Antenna factor + Cable loss – Amplifier gain.
4. The average measurement was not performed when the peak measured data under the limit of average detection.
5. The emission levels of other frequencies are very lower than the limit and not show in test report.

Product : Intel® Wireless-AC 9560  
 Test Item : Harmonic Radiated Emission Data  
 Test Date : 2018/12/25  
 Test Mode : Mode 1 SISO A: Transmit (802.11g\_6Mbps) (2462 MHz)

### Vertical



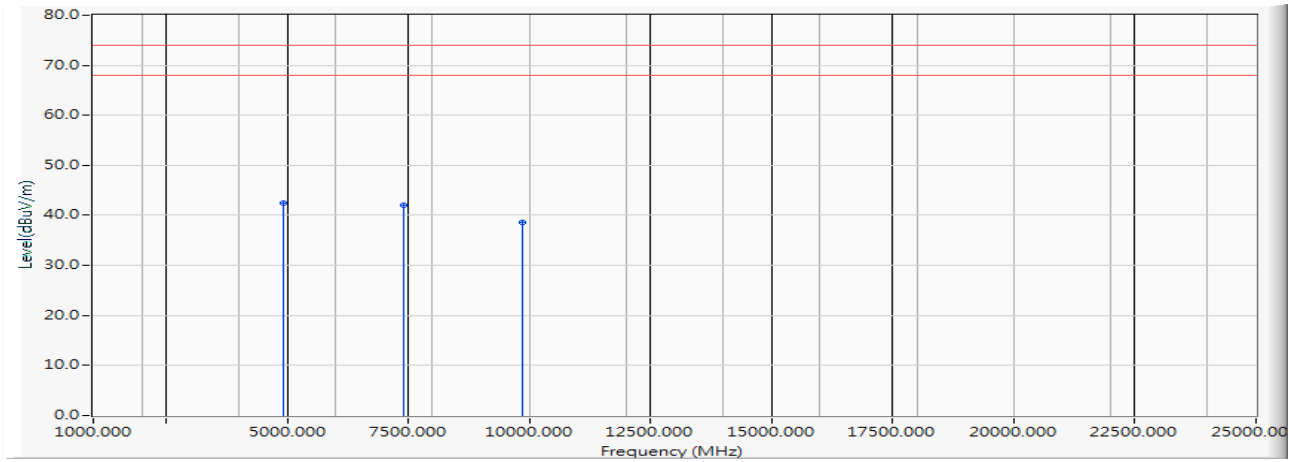
		Frequency (MHz)	Correct Factor (dB)	Reading Level (dBμV)	Measure Level (dBμV/m)	Margin (dB)	Limit (dBμV/m)	Detector Type
1		4924.000	-6.041	48.070	42.030	-31.970	74.000	PEAK
2	*	7386.000	-2.861	47.460	44.598	-29.402	74.000	PEAK
3		9848.000	-0.399	38.570	38.171	-35.829	74.000	PEAK

### Note:

1. All Readings below 1GHz are Quasi-Peak, above 1GHz are performed with peak and/or average measurements as necessary.
2. Measurement Level = Reading Level + Correct Factor.
3. Correct Factor = Antenna factor + Cable loss – Amplifier gain.
4. The average measurement was not performed when the peak measured data under the limit of average detection.
5. The emission levels of other frequencies are very lower than the limit and not show in test report.

Product : Intel® Wireless-AC 9560  
 Test Item : Harmonic Radiated Emission Data  
 Test Date : 2018/12/25  
 Test Mode : Mode 1 SISO A: Transmit (802.11g\_6Mbps) (2467 MHz)

### Horizontal



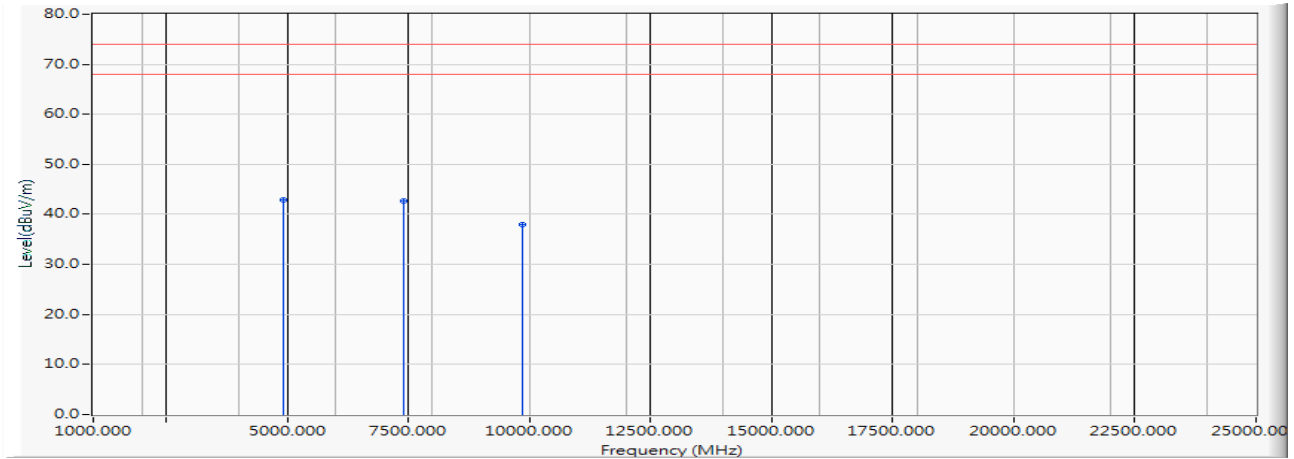
		Frequency (MHz)	Correct Factor (dB)	Reading Level (dBμV)	Measure Level (dBμV/m)	Margin (dB)	Limit (dBμV/m)	Detector Type
1	*	4934.000	-6.037	48.480	42.443	-31.557	74.000	PEAK
2		7401.000	-2.866	44.810	41.944	-32.056	74.000	PEAK
3		9868.000	-0.344	38.970	38.626	-35.374	74.000	PEAK

### Note:

1. All Readings below 1GHz are Quasi-Peak, above 1GHz are performed with peak and/or average measurements as necessary.
2. Measurement Level = Reading Level + Correct Factor.
3. Correct Factor = Antenna factor + Cable loss – Amplifier gain.
4. The average measurement was not performed when the peak measured data under the limit of average detection.
5. The emission levels of other frequencies are very lower than the limit and not show in test report.

Product : Intel® Wireless-AC 9560  
 Test Item : Harmonic Radiated Emission Data  
 Test Date : 2018/08/30  
 Test Mode : Mode 1 SISO A: Transmit (802.11g\_6Mbps) (2467 MHz)

### Vertical

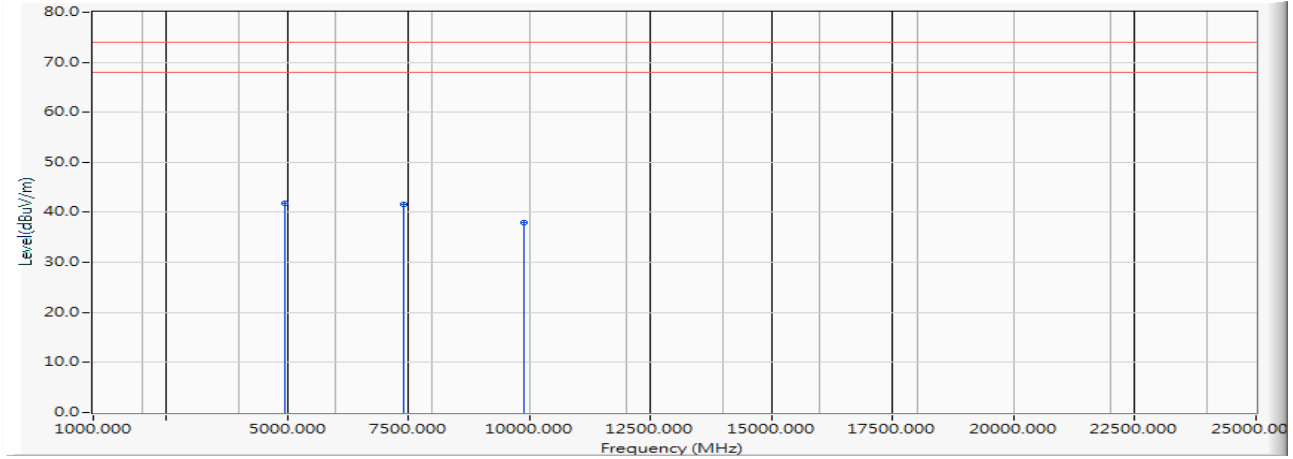


		Frequency (MHz)	Correct Factor (dB)	Reading Level (dBμV)	Measure Level (dBμV/m)	Margin (dB)	Limit (dBμV/m)	Detector Type
1	*	4934.000	-6.037	48.880	42.843	-31.157	74.000	PEAK
2		7401.000	-2.866	45.630	42.764	-31.236	74.000	PEAK
3		9868.000	-0.344	38.280	37.936	-36.064	74.000	PEAK

### Note:

1. All Readings below 1GHz are Quasi-Peak, above 1GHz are performed with peak and/or average measurements as necessary.
2. Measurement Level = Reading Level + Correct Factor.
3. Correct Factor = Antenna factor + Cable loss – Amplifier gain.
4. The average measurement was not performed when the peak measured data under the limit of average detection.
5. The emission levels of other frequencies are very lower than the limit and not show in test report.

Product : Intel® Wireless-AC 9560  
 Test Item : Harmonic Radiated Emission Data  
 Test Date : 2018/12/25  
 Test Mode : Mode 1 SISO A: Transmit (802.11g\_6Mbps) (2472 MHz)

**Horizontal**

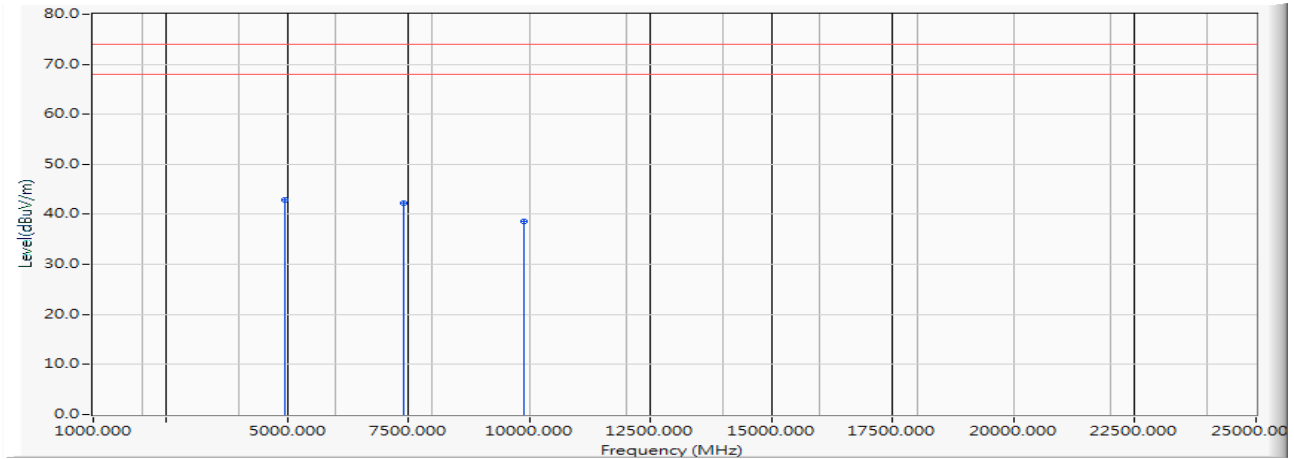
		Frequency (MHz)	Correct Factor (dB)	Reading Level (dBμV)	Measure Level (dBμV/m)	Margin (dB)	Limit (dBμV/m)	Detector Type
1	*	4944.000	-6.039	47.820	41.781	-32.219	74.000	PEAK
2		7416.000	-2.853	44.450	41.598	-32.402	74.000	PEAK
3		9888.000	-0.283	38.330	38.047	-35.953	74.000	PEAK

**Note:**

1. All Readings below 1GHz are Quasi-Peak, above 1GHz are performed with peak and/or average measurements as necessary.
2. Measurement Level = Reading Level + Correct Factor.
3. Correct Factor = Antenna factor + Cable loss – Amplifier gain.
4. The average measurement was not performed when the peak measured data under the limit of average detection.
5. The emission levels of other frequencies are very lower than the limit and not show in test report.

Product : Intel® Wireless-AC 9560  
 Test Item : Harmonic Radiated Emission Data  
 Test Date : 2018/12/25  
 Test Mode : Mode 1 SISO A: Transmit (802.11g\_6Mbps) (2472 MHz)

### Vertical



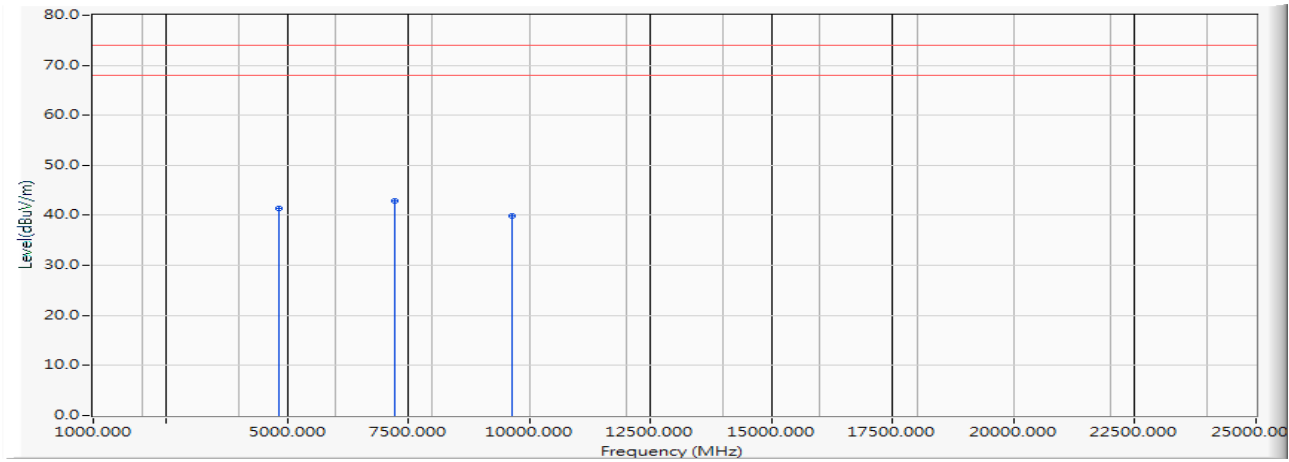
		Frequency (MHz)	Correct Factor (dB)	Reading Level (dBμV)	Measure Level (dBμV/m)	Margin (dB)	Limit (dBμV/m)	Detector Type
1	*	4944.000	-6.039	48.900	42.861	-31.139	74.000	PEAK
2		7416.000	-2.853	45.190	42.338	-31.662	74.000	PEAK
3		9888.000	-0.283	38.870	38.587	-35.413	74.000	PEAK

### Note:

1. All Readings below 1GHz are Quasi-Peak, above 1GHz are performed with peak and/or average measurements as necessary.
2. Measurement Level = Reading Level + Correct Factor.
3. Correct Factor = Antenna factor + Cable loss – Amplifier gain.
4. The average measurement was not performed when the peak measured data under the limit of average detection.
5. The emission levels of other frequencies are very lower than the limit and not show in test report.



Product : Intel® Wireless-AC 9560  
 Test Item : Harmonic Radiated Emission Data  
 Test Date : 2018/12/25  
 Test Mode : Mode 1 SISO A: Transmit (802.11n-20BW\_7.2Mbps) (2412MHz)

**Horizontal**

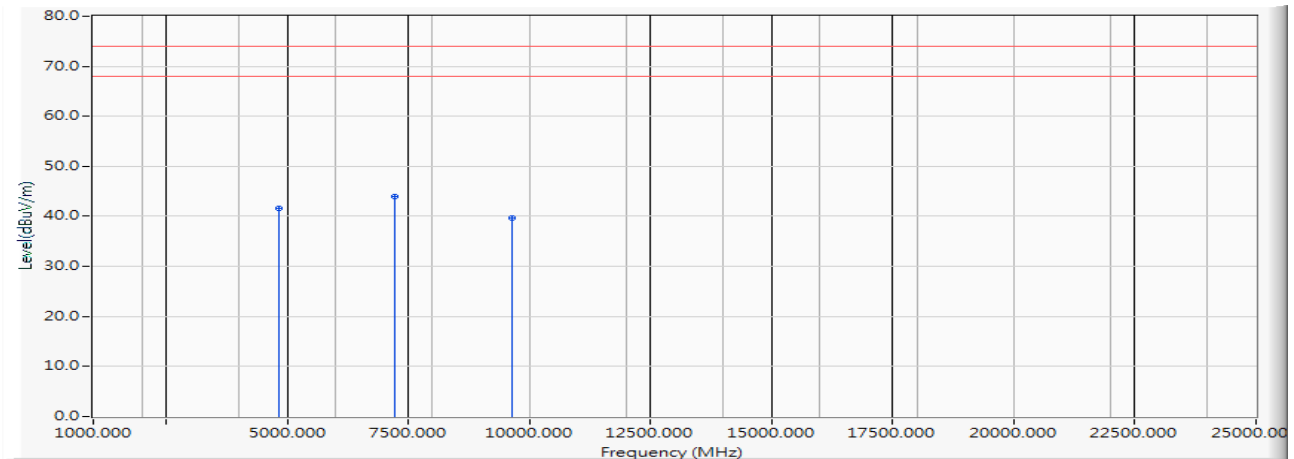
		Frequency (MHz)	Correct Factor (dB)	Reading Level (dBμV)	Measure Level (dBμV/m)	Margin (dB)	Limit (dBμV/m)	Detector Type
1		4824.000	-6.086	47.400	41.315	-32.685	74.000	PEAK
2	*	7236.000	-3.033	45.860	42.827	-31.173	74.000	PEAK
3		9648.000	-0.680	40.590	39.910	-34.090	74.000	PEAK

**Note:**

1. All Readings below 1GHz are Quasi-Peak, above 1GHz are performed with peak and/or average measurements as necessary.
2. Measurement Level = Reading Level + Correct Factor.
3. Correct Factor = Antenna factor + Cable loss – Amplifier gain.
4. The average measurement was not performed when the peak measured data under the limit of average detection.
5. The emission levels of other frequencies are very lower than the limit and not show in test report.

Product : Intel® Wireless-AC 9560  
 Test Item : Harmonic Radiated Emission Data  
 Test Date : 2018/12/25  
 Test Mode : Mode 1 SISO A: Transmit (802.11n-20BW\_7.2Mbps) (2412MHz)

### Vertical

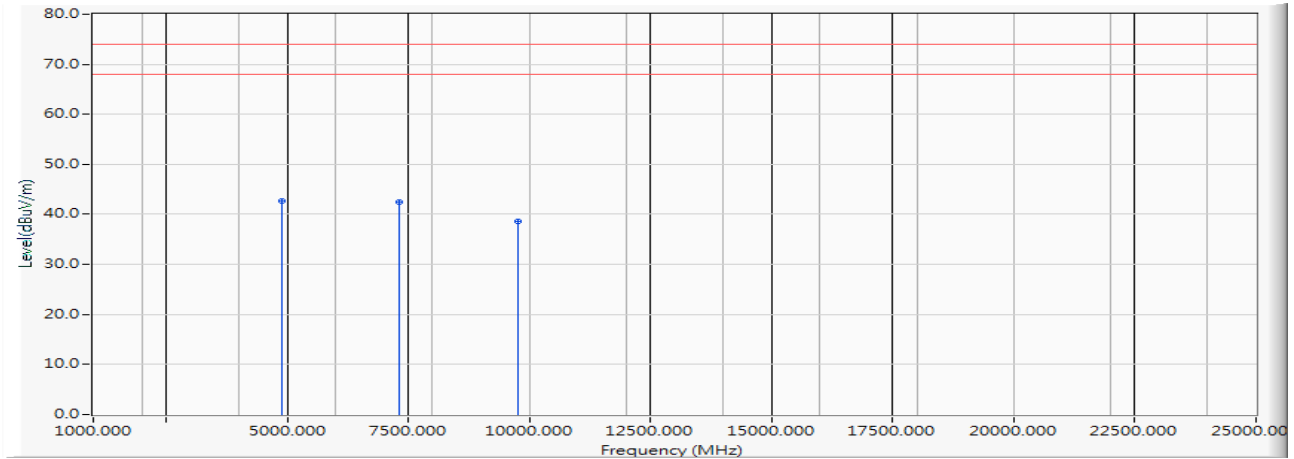


		Frequency (MHz)	Correct Factor (dB)	Reading Level (dBμV)	Measure Level (dBμV/m)	Margin (dB)	Limit (dBμV/m)	Detector Type
1		4824.000	-6.086	47.660	41.575	-32.425	74.000	PEAK
2	*	7236.000	-3.033	46.910	43.877	-30.123	74.000	PEAK
3		9648.000	-0.680	40.420	39.740	-34.260	74.000	PEAK

### Note:

1. All Readings below 1GHz are Quasi-Peak, above 1GHz are performed with peak and/or average measurements as necessary.
2. Measurement Level = Reading Level + Correct Factor.
3. Correct Factor = Antenna factor + Cable loss – Amplifier gain.
4. The average measurement was not performed when the peak measured data under the limit of average detection.
5. The emission levels of other frequencies are very lower than the limit and not show in test report.

Product : Intel® Wireless-AC 9560  
 Test Item : Harmonic Radiated Emission Data  
 Test Date : 2018/12/25  
 Test Mode : Mode 1 SISO A: Transmit (802.11n-20BW\_7.2Mbps) (2442 MHz)

**Horizontal**

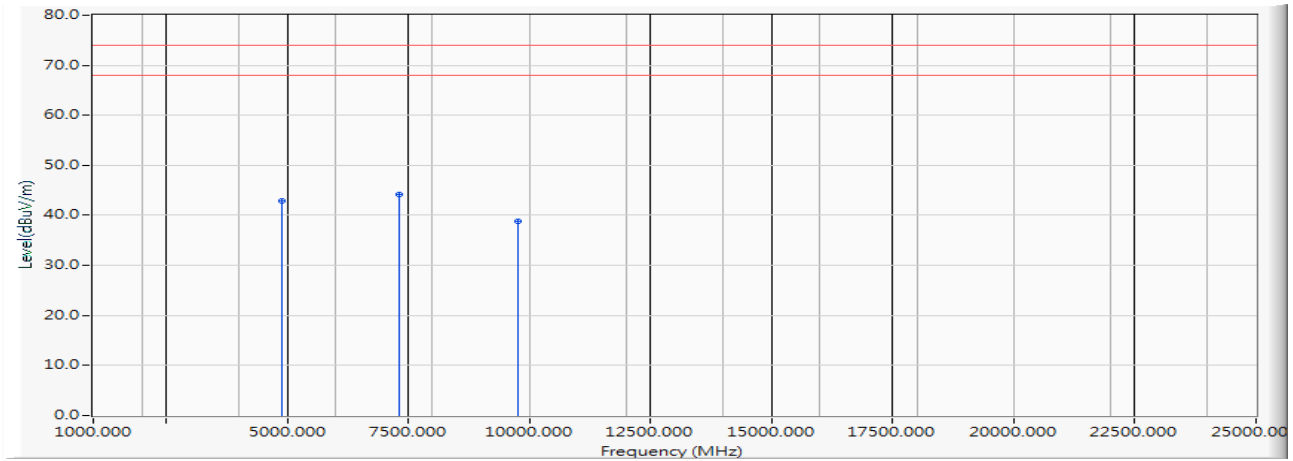
		Frequency (MHz)	Correct Factor (dB)	Reading Level (dBμV)	Measure Level (dBμV/m)	Margin (dB)	Limit (dBμV/m)	Detector Type
1	*	4884.000	-6.045	48.630	42.584	-31.416	74.000	PEAK
2		7326.000	-2.948	45.370	42.422	-31.578	74.000	PEAK
3		9768.000	-0.482	39.120	38.638	-35.362	74.000	PEAK

**Note:**

1. All Readings below 1GHz are Quasi-Peak, above 1GHz are performed with peak and/or average measurements as necessary.
2. Measurement Level = Reading Level + Correct Factor.
3. Correct Factor = Antenna factor + Cable loss – Amplifier gain.
4. The average measurement was not performed when the peak measured data under the limit of average detection.
5. The emission levels of other frequencies are very lower than the limit and not show in test report.

Product : Intel® Wireless-AC 9560  
 Test Item : Harmonic Radiated Emission Data  
 Test Date : 2018/12/25  
 Test Mode : Mode 1 SISO A: Transmit (802.11n-20BW\_7.2Mbps) (2442 MHz)

### Vertical

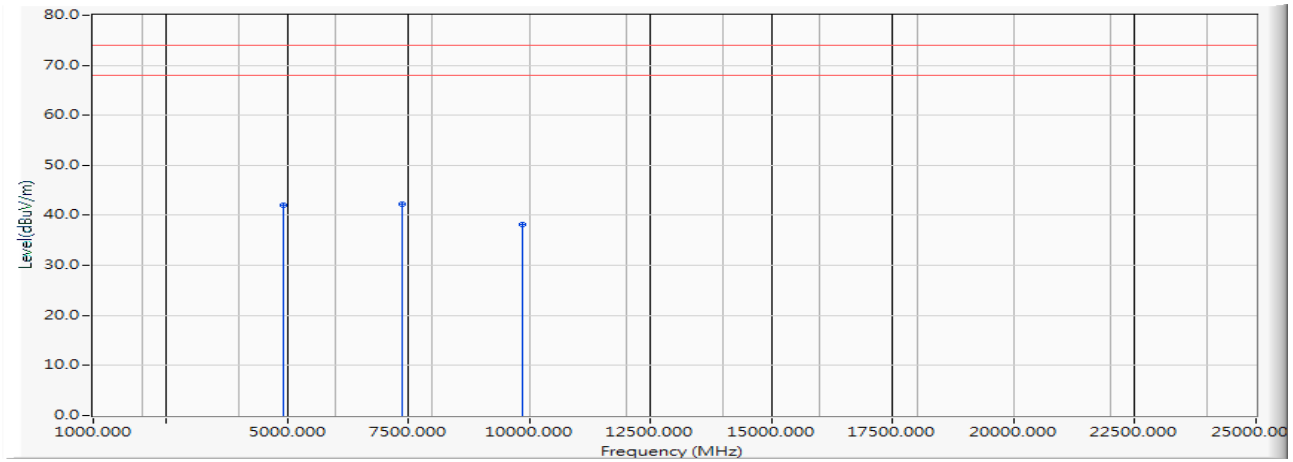


		Frequency (MHz)	Correct Factor (dB)	Reading Level (dBμV)	Measure Level (dBμV/m)	Margin (dB)	Limit (dBμV/m)	Detector Type
1		4884.000	-6.045	48.840	42.794	-31.206	74.000	PEAK
2	*	7326.000	-2.948	47.140	44.192	-29.808	74.000	PEAK
3		9768.000	-0.482	39.220	38.738	-35.262	74.000	PEAK

### Note:

1. All Readings below 1GHz are Quasi-Peak, above 1GHz are performed with peak and/or average measurements as necessary.
2. Measurement Level = Reading Level + Correct Factor.
3. Correct Factor = Antenna factor + Cable loss – Amplifier gain.
4. The average measurement was not performed when the peak measured data under the limit of average detection.
5. The emission levels of other frequencies are very lower than the limit and not show in test report.

Product : Intel® Wireless-AC 9560  
 Test Item : Harmonic Radiated Emission Data  
 Test Date : 2018/12/25  
 Test Mode : Mode 1 SISO A: Transmit (802.11n-20BW\_7.2Mbps) (2462 MHz)

**Horizontal**

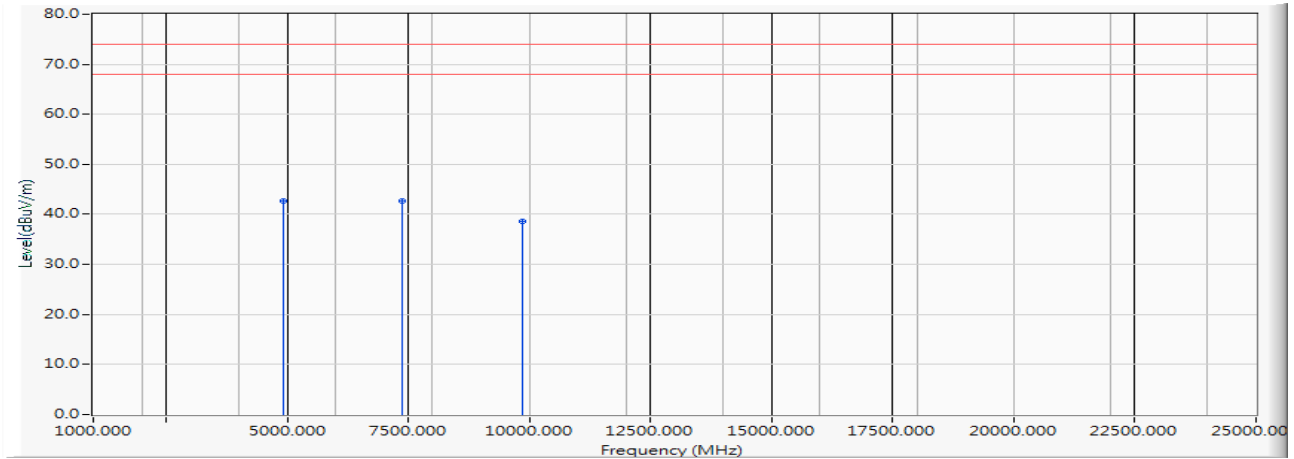
		Frequency (MHz)	Correct Factor (dB)	Reading Level (dBμV)	Measure Level (dBμV/m)	Margin (dB)	Limit (dBμV/m)	Detector Type
1		4924.000	-6.041	48.160	42.120	-31.880	74.000	PEAK
2	*	7386.000	-2.861	45.030	42.168	-31.832	74.000	PEAK
3		9848.000	-0.399	38.520	38.121	-35.879	74.000	PEAK

**Note:**

1. All Readings below 1GHz are Quasi-Peak, above 1GHz are performed with peak and/or average measurements as necessary.
2. Measurement Level = Reading Level + Correct Factor.
3. Correct Factor = Antenna factor + Cable loss – Amplifier gain.
4. The average measurement was not performed when the peak measured data under the limit of average detection.
5. The emission levels of other frequencies are very lower than the limit and not show in test report.

Product : Intel® Wireless-AC 9560  
 Test Item : Harmonic Radiated Emission Data  
 Test Date : 2018/12/25  
 Test Mode : Mode 1 SISO A: Transmit (802.11n-20BW\_7.2Mbps) (2462 MHz)

### Vertical



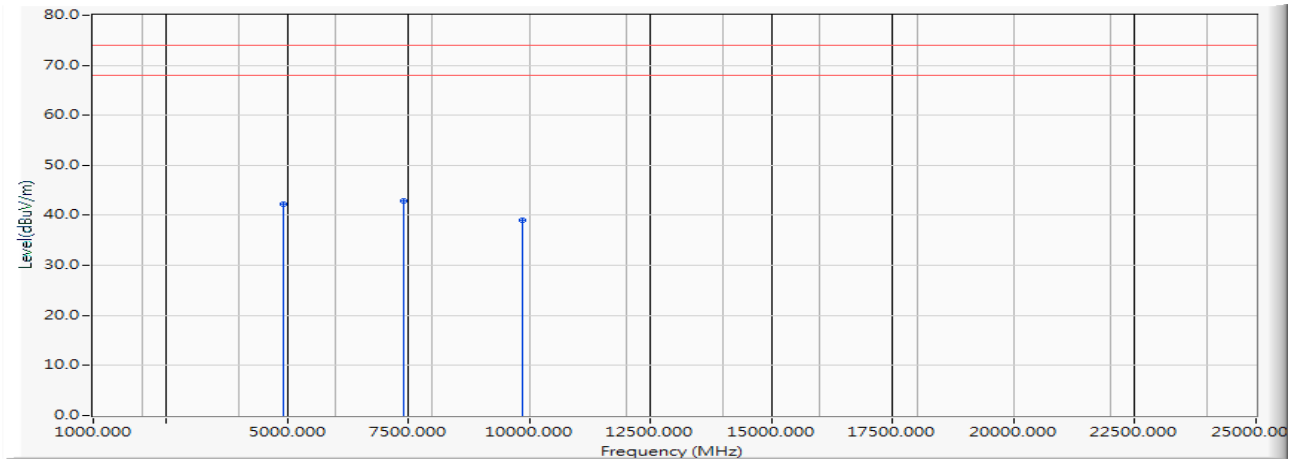
		Frequency (MHz)	Correct Factor (dB)	Reading Level (dBμV)	Measure Level (dBμV/m)	Margin (dB)	Limit (dBμV/m)	Detector Type
1	*	4924.000	-6.041	48.780	42.740	-31.260	74.000	PEAK
2		7386.000	-2.861	45.480	42.618	-31.382	74.000	PEAK
3		9848.000	-0.399	38.960	38.561	-35.439	74.000	PEAK

### Note:

1. All Readings below 1GHz are Quasi-Peak, above 1GHz are performed with peak and/or average measurements as necessary.
2. Measurement Level = Reading Level + Correct Factor.
3. Correct Factor = Antenna factor + Cable loss – Amplifier gain.
4. The average measurement was not performed when the peak measured data under the limit of average detection.
5. The emission levels of other frequencies are very lower than the limit and not show in test report.

Product : Intel® Wireless-AC 9560  
 Test Item : Harmonic Radiated Emission Data  
 Test Date : 2018/12/25  
 Test Mode : Mode 1 SISO A: Transmit (802.11n-20BW\_7.2Mbps) (2467 MHz)

### Horizontal



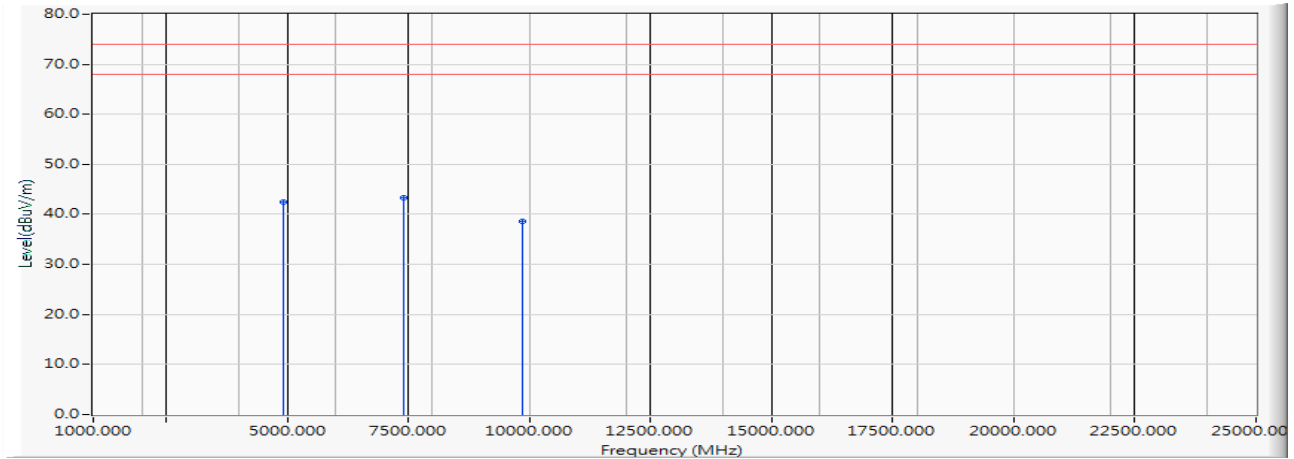
		Frequency (MHz)	Correct Factor (dB)	Reading Level (dBμV)	Measure Level (dBμV/m)	Margin (dB)	Limit (dBμV/m)	Detector Type
1		4934.000	-6.037	48.390	42.353	-31.647	74.000	PEAK
2	*	7401.000	-2.866	45.760	42.894	-31.106	74.000	PEAK
3		9868.000	-0.344	39.280	38.936	-35.064	74.000	PEAK

### Note:

1. All Readings below 1GHz are Quasi-Peak, above 1GHz are performed with peak and/or average measurements as necessary.
2. Measurement Level = Reading Level + Correct Factor.
3. Correct Factor = Antenna factor + Cable loss – Amplifier gain.
4. The average measurement was not performed when the peak measured data under the limit of average detection.
5. The emission levels of other frequencies are very lower than the limit and not show in test report.

Product : Intel® Wireless-AC 9560  
 Test Item : Harmonic Radiated Emission Data  
 Test Date : 2018/12/25  
 Test Mode : Mode 1 SISO A: Transmit (802.11n-20BW\_7.2Mbps) (2467 MHz)

### Vertical



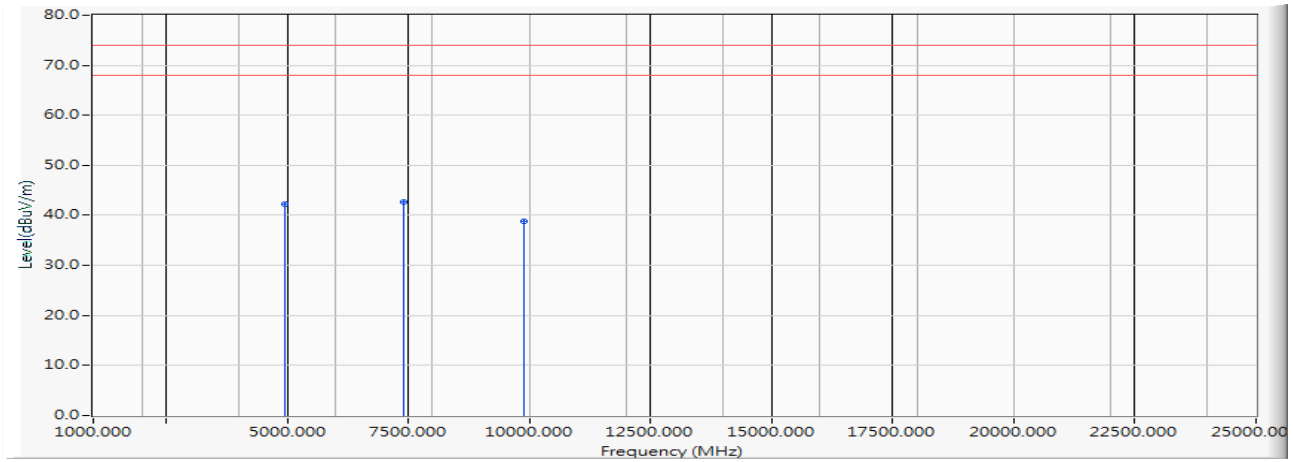
		Frequency (MHz)	Correct Factor (dB)	Reading Level (dBμV)	Measure Level (dBμV/m)	Margin (dB)	Limit (dBμV/m)	Detector Type
1		4934.000	-6.037	48.500	42.463	-31.537	74.000	PEAK
2	*	7401.000	-2.866	46.210	43.344	-30.656	74.000	PEAK
3		9868.000	-0.344	38.900	38.556	-35.444	74.000	PEAK

### Note:

1. All Readings below 1GHz are Quasi-Peak, above 1GHz are performed with peak and/or average measurements as necessary.
2. Measurement Level = Reading Level + Correct Factor.
3. Correct Factor = Antenna factor + Cable loss – Amplifier gain.
4. The average measurement was not performed when the peak measured data under the limit of average detection.
5. The emission levels of other frequencies are very lower than the limit and not show in test report.



Product : Intel® Wireless-AC 9560  
 Test Item : Harmonic Radiated Emission Data  
 Test Date : 2018/12/25  
 Test Mode : Mode 1 SISO A: Transmit (802.11n-20BW\_7.2Mbps) (2472 MHz)

**Horizontal**

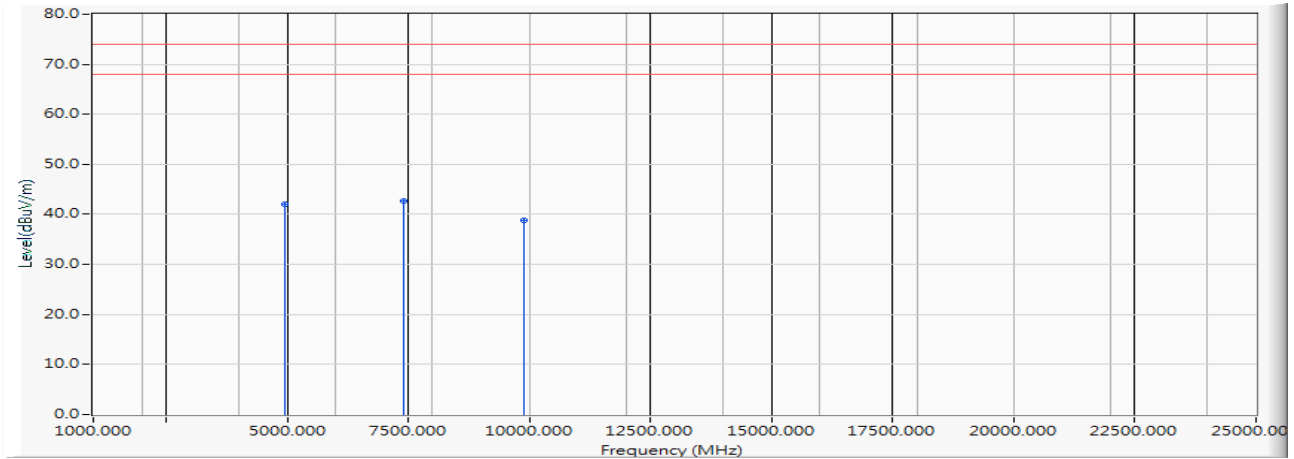
		Frequency (MHz)	Correct Factor (dB)	Reading Level (dBμV)	Measure Level (dBμV/m)	Margin (dB)	Limit (dBμV/m)	Detector Type
1		4944.000	-6.039	48.330	42.291	-31.709	74.000	PEAK
2	*	7416.000	-2.853	45.600	42.748	-31.252	74.000	PEAK
3		9888.000	-0.283	39.210	38.927	-35.073	74.000	PEAK

**Note:**

1. All Readings below 1GHz are Quasi-Peak, above 1GHz are performed with peak and/or average measurements as necessary.
2. Measurement Level = Reading Level + Correct Factor.
3. Correct Factor = Antenna factor + Cable loss – Amplifier gain.
4. The average measurement was not performed when the peak measured data under the limit of average detection.
5. The emission levels of other frequencies are very lower than the limit and not show in test report.

Product : Intel® Wireless-AC 9560  
 Test Item : Harmonic Radiated Emission Data  
 Test Date : 2018/12/25  
 Test Mode : Mode 1 SISO A: Transmit (802.11n-20BW\_7.2Mbps) (2472 MHz)

### Vertical

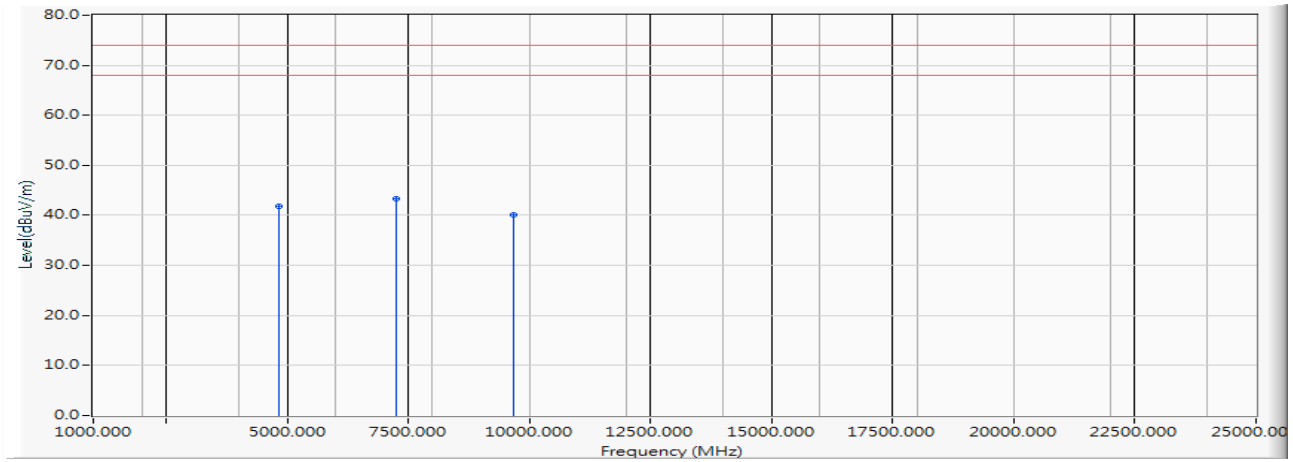


		Frequency (MHz)	Correct Factor (dB)	Reading Level (dBμV)	Measure Level (dBμV/m)	Margin (dB)	Limit (dBμV/m)	Detector Type
1		4944.000	-6.039	48.070	42.031	-31.969	74.000	PEAK
2	*	7416.000	-2.853	45.520	42.668	-31.332	74.000	PEAK
3		9888.000	-0.283	39.080	38.797	-35.203	74.000	PEAK

### Note:

1. All Readings below 1GHz are Quasi-Peak, above 1GHz are performed with peak and/or average measurements as necessary.
2. Measurement Level = Reading Level + Correct Factor.
3. Correct Factor = Antenna factor + Cable loss – Amplifier gain.
4. The average measurement was not performed when the peak measured data under the limit of average detection.
5. The emission levels of other frequencies are very lower than the limit and not show in test report.

Product : Intel® Wireless-AC 9560  
 Test Item : Harmonic Radiated Emission Data  
 Test Date : 2018/12/25  
 Test Mode : Mode 1 SISO A: Transmit (802.11n-40BW\_15Mbps) (2422MHz)

**Horizontal**

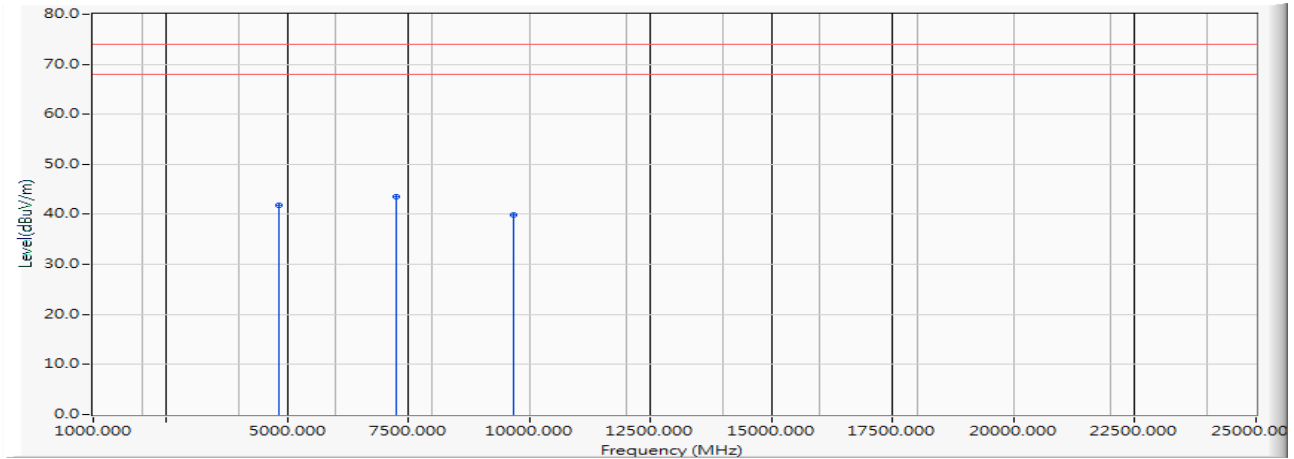
		Frequency (MHz)	Correct Factor (dB)	Reading Level (dBμV)	Measure Level (dBμV/m)	Margin (dB)	Limit (dBμV/m)	Detector Type
1		4844.000	-6.075	47.800	41.724	-32.276	74.000	PEAK
2	*	7266.000	-3.025	46.300	43.274	-30.726	74.000	PEAK
3		9688.000	-0.618	40.830	40.213	-33.787	74.000	PEAK

**Note:**

1. All Readings below 1GHz are Quasi-Peak, above 1GHz are performed with peak and/or average measurements as necessary.
2. Measurement Level = Reading Level + Correct Factor.
3. Correct Factor = Antenna factor + Cable loss – Amplifier gain.
4. The average measurement was not performed when the peak measured data under the limit of average detection.
5. The emission levels of other frequencies are very lower than the limit and not show in test report.

Product : Intel® Wireless-AC 9560  
 Test Item : Harmonic Radiated Emission Data  
 Test Date : 2018/12/25  
 Test Mode : Mode 1 SISO A: Transmit (802.11n-40BW\_15Mbps) (2422MHz)

### Vertical

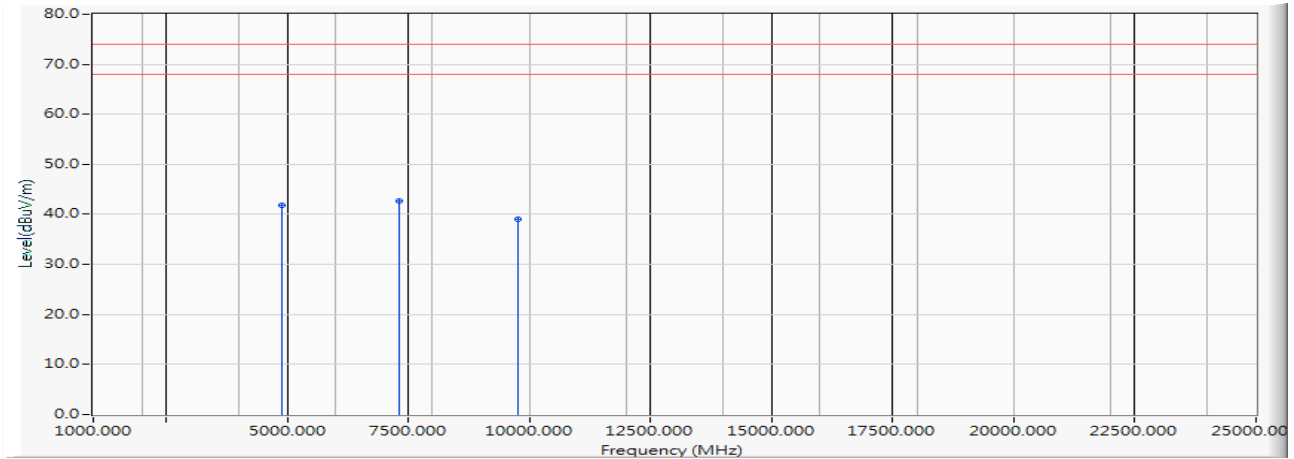


		Frequency (MHz)	Correct Factor (dB)	Reading Level (dBμV)	Measure Level (dBμV/m)	Margin (dB)	Limit (dBμV/m)	Detector Type
1		4844.000	-6.075	47.990	41.914	-32.086	74.000	PEAK
2	*	7266.000	-3.025	46.490	43.464	-30.536	74.000	PEAK
3		9688.000	-0.618	40.480	39.863	-34.137	74.000	PEAK

### Note:

1. All Readings below 1GHz are Quasi-Peak, above 1GHz are performed with peak and/or average measurements as necessary.
2. Measurement Level = Reading Level + Correct Factor.
3. Correct Factor = Antenna factor + Cable loss – Amplifier gain.
4. The average measurement was not performed when the peak measured data under the limit of average detection.
5. The emission levels of other frequencies are very lower than the limit and not show in test report.

Product : Intel® Wireless-AC 9560  
 Test Item : Harmonic Radiated Emission Data  
 Test Date : 2018/12/25  
 Test Mode : Mode 1 SISO A: Transmit (802.11n-40BW\_15Mbps) (2442 MHz)

**Horizontal**

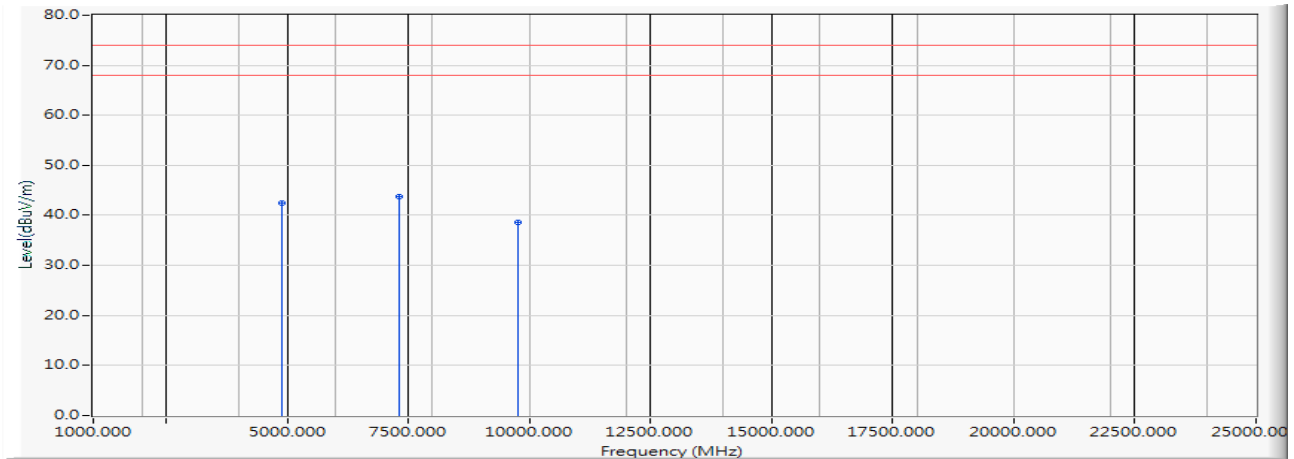
		Frequency (MHz)	Correct Factor (dB)	Reading Level (dBμV)	Measure Level (dBμV/m)	Margin (dB)	Limit (dBμV/m)	Detector Type
1		4884.000	-6.045	47.910	41.864	-32.136	74.000	PEAK
2	*	7326.000	-2.948	45.620	42.672	-31.328	74.000	PEAK
3		9768.000	-0.482	39.430	38.948	-35.052	74.000	PEAK

**Note:**

1. All Readings below 1GHz are Quasi-Peak, above 1GHz are performed with peak and/or average measurements as necessary.
2. Measurement Level = Reading Level + Correct Factor.
3. Correct Factor = Antenna factor + Cable loss – Amplifier gain.
4. The average measurement was not performed when the peak measured data under the limit of average detection.
5. The emission levels of other frequencies are very lower than the limit and not show in test report.

Product : Intel® Wireless-AC 9560  
 Test Item : Harmonic Radiated Emission Data  
 Test Date : 2018/12/25  
 Test Mode : Mode 1 SISO A: Transmit (802.11n-40BW\_15Mbps) (2442 MHz)

### Vertical

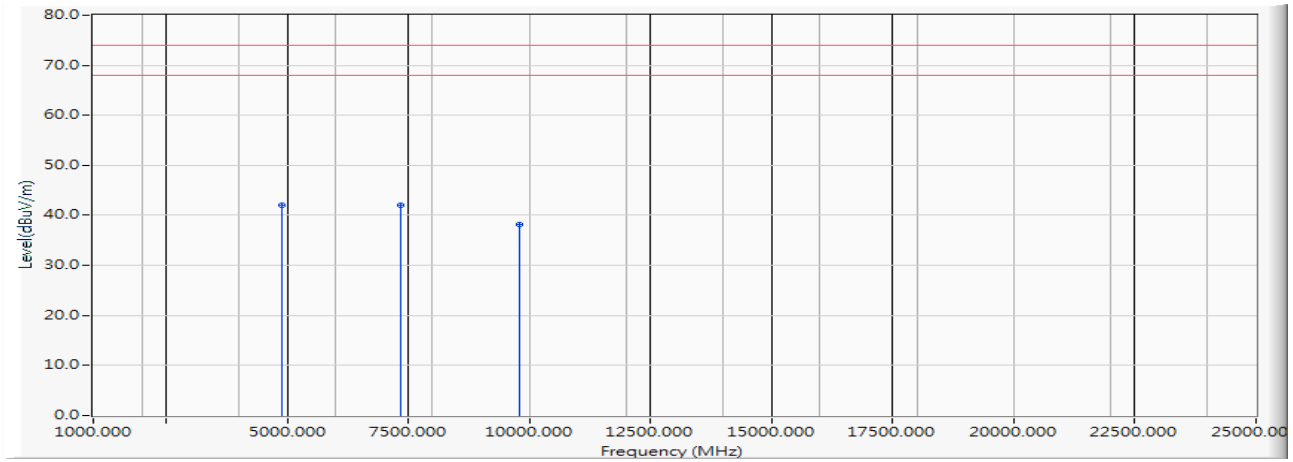


		Frequency (MHz)	Correct Factor (dB)	Reading Level (dBμV)	Measure Level (dBμV/m)	Margin (dB)	Limit (dBμV/m)	Detector Type
1		4884.000	-6.045	48.510	42.464	-31.536	74.000	PEAK
2	*	7326.000	-2.948	46.670	43.722	-30.278	74.000	PEAK
3		9768.000	-0.482	39.120	38.638	-35.362	74.000	PEAK

### Note:

1. All Readings below 1GHz are Quasi-Peak, above 1GHz are performed with peak and/or average measurements as necessary.
2. Measurement Level = Reading Level + Correct Factor.
3. Correct Factor = Antenna factor + Cable loss – Amplifier gain.
4. The average measurement was not performed when the peak measured data under the limit of average detection.
5. The emission levels of other frequencies are very lower than the limit and not show in test report.

Product : Intel® Wireless-AC 9560  
 Test Item : Harmonic Radiated Emission Data  
 Test Date : 2018/12/25  
 Test Mode : Mode 1 SISO A: Transmit (802.11n-40BW\_15Mbps) (2452 MHz)

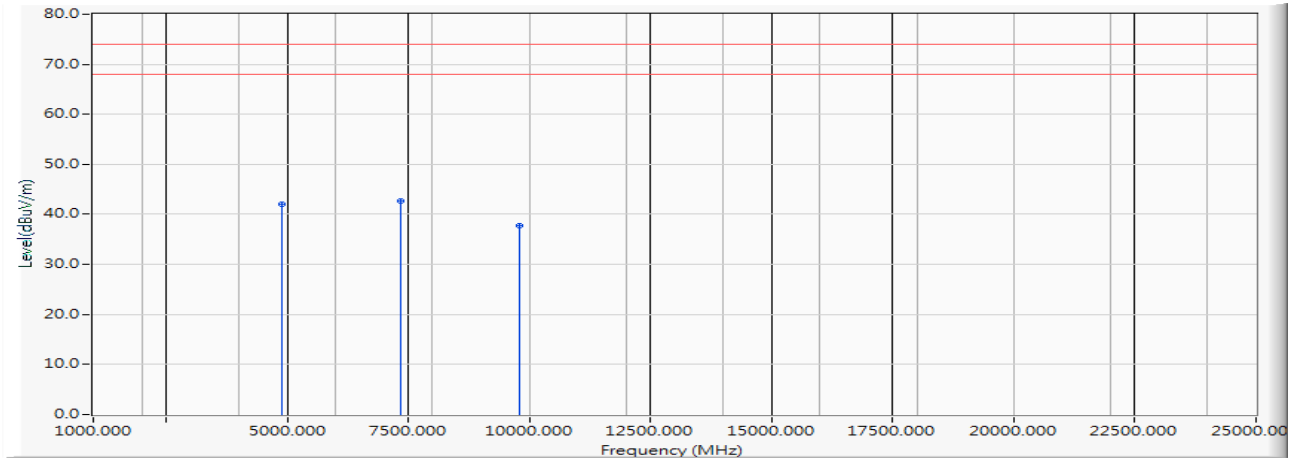
**Horizontal**

		Frequency (MHz)	Correct Factor (dB)	Reading Level (dBμV)	Measure Level (dBμV/m)	Margin (dB)	Limit (dBμV/m)	Detector Type
1		4904.000	-6.069	48.100	42.031	-31.969	74.000	PEAK
2	*	7356.000	-2.911	45.040	42.130	-31.870	74.000	PEAK
3		9808.000	-0.445	38.590	38.145	-35.855	74.000	PEAK

**Note:**

1. All Readings below 1GHz are Quasi-Peak, above 1GHz are performed with peak and/or average measurements as necessary.
2. Measurement Level = Reading Level + Correct Factor.
3. Correct Factor = Antenna factor + Cable loss – Amplifier gain.
4. The average measurement was not performed when the peak measured data under the limit of average detection.
5. The emission levels of other frequencies are very lower than the limit and not show in test report.

Product : Intel® Wireless-AC 9560  
 Test Item : Harmonic Radiated Emission Data  
 Test Date : 2018/12/25  
 Test Mode : Mode 1 SISO A: Transmit (802.11n-40BW\_15Mbps) (2452 MHz)

**Vertical**

		Frequency (MHz)	Correct Factor (dB)	Reading Level (dBμV)	Measure Level (dBμV/m)	Margin (dB)	Limit (dBμV/m)	Detector Type
1		4904.000	-6.069	48.080	42.011	-31.989	74.000	PEAK
2	*	7356.000	-2.911	45.560	42.650	-31.350	74.000	PEAK
3		9808.000	-0.445	38.210	37.765	-36.235	74.000	PEAK

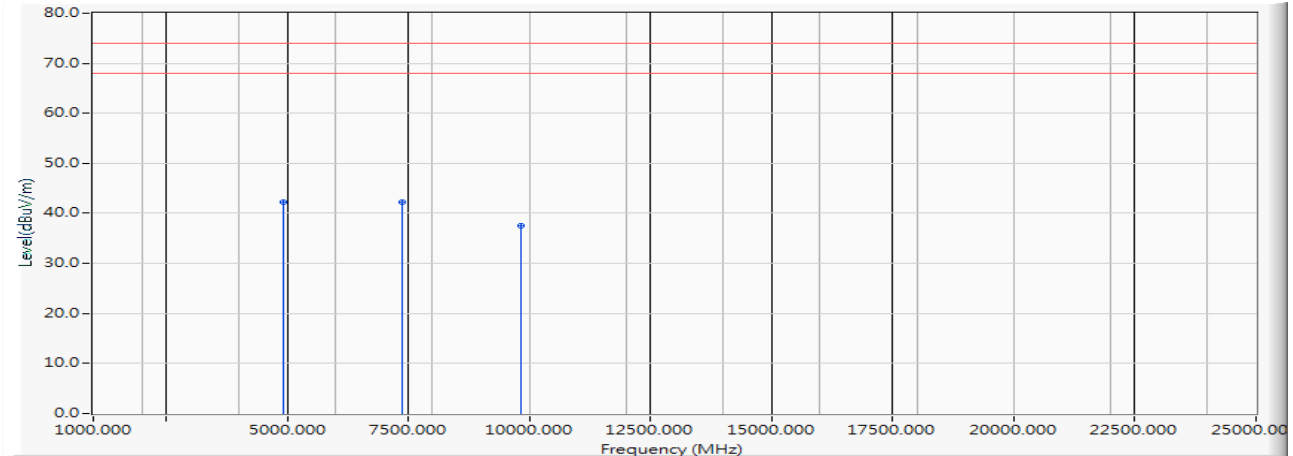
**Note:**

1. All Readings below 1GHz are Quasi-Peak, above 1GHz are performed with peak and/or average measurements as necessary.
2. Measurement Level = Reading Level + Correct Factor.
3. Correct Factor = Antenna factor + Cable loss – Amplifier gain.
4. The average measurement was not performed when the peak measured data under the limit of average detection.
5. The emission levels of other frequencies are very lower than the limit and not show in test report.



Product : Intel® Wireless-AC 9560  
 Test Item : Harmonic Radiated Emission Data  
 Test Date : 2018/12/25  
 Test Mode : Mode 1 SISO A: Transmit (802.11n-40BW\_15Mbps) (2457 MHz)

### Horizontal



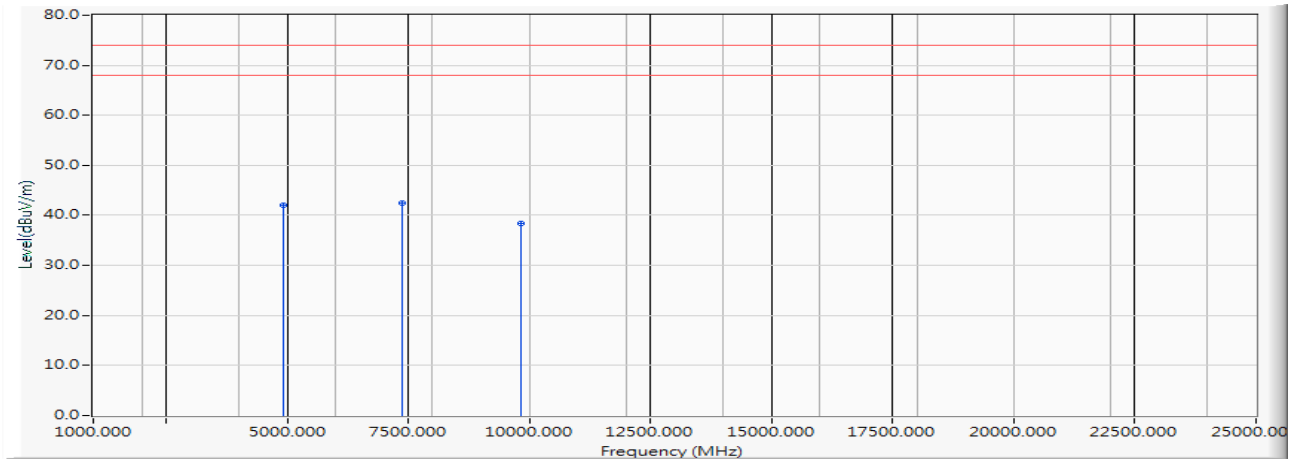
		Frequency (MHz)	Correct Factor (dB)	Reading Level (dBμV)	Measure Level (dBμV/m)	Margin (dB)	Limit (dBμV/m)	Detector Type
1	*	4914.000	-6.050	48.370	42.320	-31.680	74.000	PEAK
2		7371.000	-2.881	45.140	42.258	-31.742	74.000	PEAK
3		9828.000	-0.408	37.990	37.582	-36.418	74.000	PEAK

### Note:

1. All Readings below 1GHz are Quasi-Peak, above 1GHz are performed with peak and/or average measurements as necessary.
2. Measurement Level = Reading Level + Correct Factor.
3. Correct Factor = Antenna factor + Cable loss – Amplifier gain.
4. The average measurement was not performed when the peak measured data under the limit of average detection.
5. The emission levels of other frequencies are very lower than the limit and not show in test report.

Product : Intel® Wireless-AC 9560  
 Test Item : Harmonic Radiated Emission Data  
 Test Date : 2018/12/25  
 Test Mode : Mode 1 SISO A: Transmit (802.11n-40BW\_15Mbps) (2457 MHz)

### Vertical



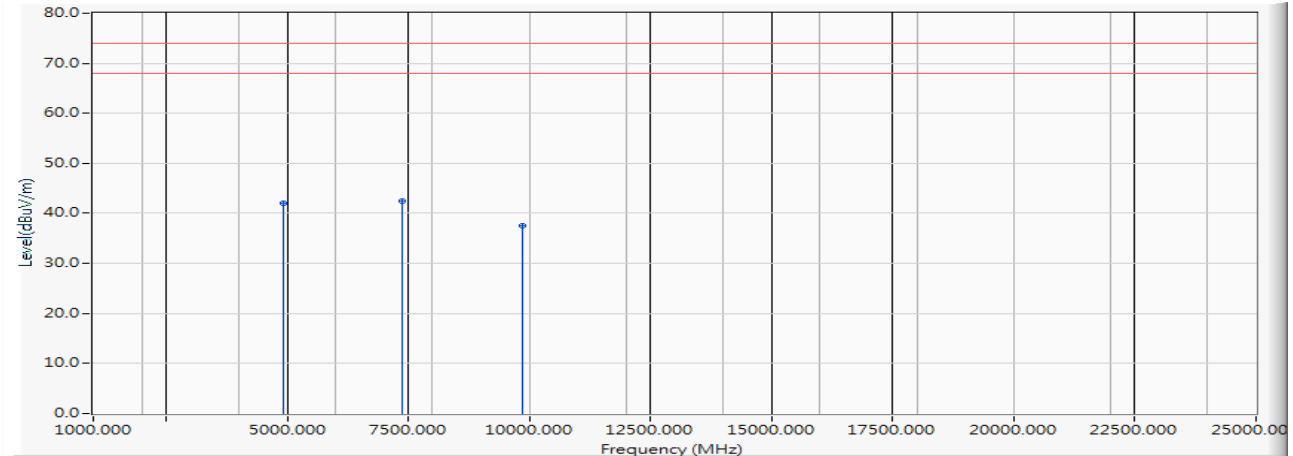
		Frequency (MHz)	Correct Factor (dB)	Reading Level (dBμV)	Measure Level (dBμV/m)	Margin (dB)	Limit (dBμV/m)	Detector Type
1		4914.000	-6.050	48.020	41.970	-32.030	74.000	PEAK
2	*	7371.000	-2.881	45.250	42.368	-31.632	74.000	PEAK
3		9828.000	-0.408	38.760	38.352	-35.648	74.000	PEAK

### Note:

1. All Readings below 1GHz are Quasi-Peak, above 1GHz are performed with peak and/or average measurements as necessary.
2. Measurement Level = Reading Level + Correct Factor.
3. Correct Factor = Antenna factor + Cable loss – Amplifier gain.
4. The average measurement was not performed when the peak measured data under the limit of average detection.
5. The emission levels of other frequencies are very lower than the limit and not show in test report.

Product : Intel® Wireless-AC 9560  
 Test Item : Harmonic Radiated Emission Data  
 Test Date : 2018/12/25  
 Test Mode : Mode 1 SISO A: Transmit (802.11n-40BW\_15Mbps) (2462 MHz)

### Horizontal



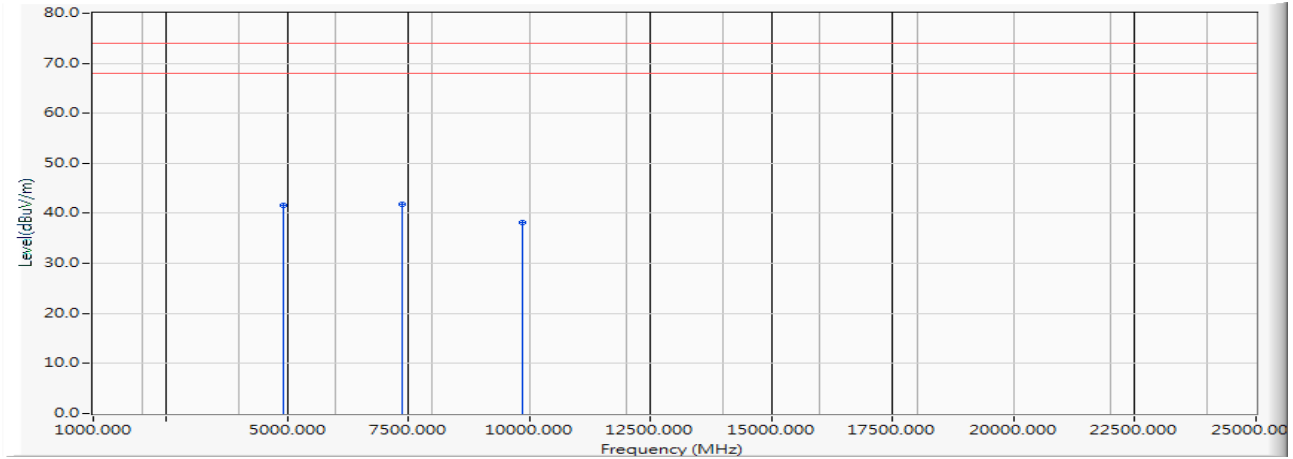
		Frequency (MHz)	Correct Factor (dB)	Reading Level (dBμV)	Measure Level (dBμV/m)	Margin (dB)	Limit (dBμV/m)	Detector Type
1		4924.000	-6.041	48.010	41.970	-32.030	74.000	PEAK
2	*	7386.000	-2.861	45.230	42.368	-31.632	74.000	PEAK
3		9848.000	-0.399	37.940	37.541	-36.459	74.000	PEAK

### Note:

1. All Readings below 1GHz are Quasi-Peak, above 1GHz are performed with peak and/or average measurements as necessary.
2. Measurement Level = Reading Level + Correct Factor.
3. Correct Factor = Antenna factor + Cable loss – Amplifier gain.
4. The average measurement was not performed when the peak measured data under the limit of average detection.
5. The emission levels of other frequencies are very lower than the limit and not show in test report.

Product : Intel® Wireless-AC 9560  
 Test Item : Harmonic Radiated Emission Data  
 Test Date : 2018/12/25  
 Test Mode : Mode 1 SISO A: Transmit (802.11n-40BW\_15Mbps) (2462 MHz)

### Vertical

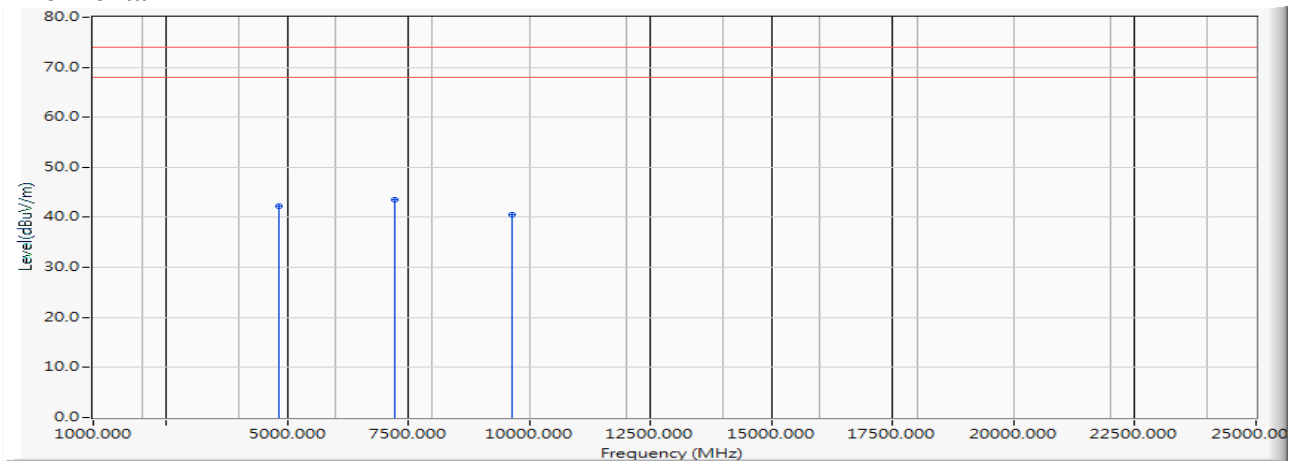


		Frequency (MHz)	Correct Factor (dB)	Reading Level (dBμV)	Measure Level (dBμV/m)	Margin (dB)	Limit (dBμV/m)	Detector Type
1		4924.000	-6.041	47.720	41.680	-32.320	74.000	PEAK
2	*	7386.000	-2.861	44.680	41.818	-32.182	74.000	PEAK
3		9848.000	-0.399	38.660	38.261	-35.739	74.000	PEAK

### Note:

1. All Readings below 1GHz are Quasi-Peak, above 1GHz are performed with peak and/or average measurements as necessary.
2. Measurement Level = Reading Level + Correct Factor.
3. Correct Factor = Antenna factor + Cable loss – Amplifier gain.
4. The average measurement was not performed when the peak measured data under the limit of average detection.
5. The emission levels of other frequencies are very lower than the limit and not show in test report.

Product : Intel® Wireless-AC 9560  
 Test Item : Harmonic Radiated Emission Data  
 Test Date : 2018/12/25  
 Test Mode : Mode 2 SISO B: Transmit (802.11b\_1Mbps) (2412MHz)

**Horizontal**

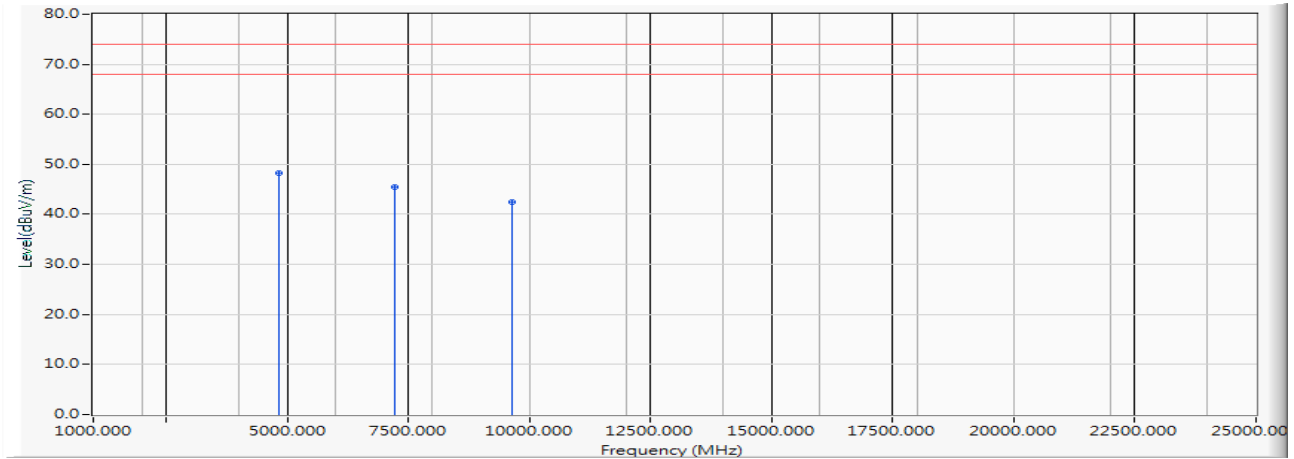
		Frequency (MHz)	Correct Factor (dB)	Reading Level (dBµV)	Measure Level (dBµV/m)	Margin (dB)	Limit (dBµV/m)	Detector Type
1		4824.000	-6.086	48.270	42.185	-31.815	74.000	PEAK
2	*	7236.000	-3.033	46.640	43.607	-30.393	74.000	PEAK
3		9648.000	-0.680	41.230	40.550	-33.450	74.000	PEAK

**Note:**

1. All Readings below 1GHz are Quasi-Peak, above 1GHz are performed with peak and/or average measurements as necessary.
2. Measurement Level = Reading Level + Correct Factor.
3. Correct Factor = Antenna factor + Cable loss – Amplifier gain.
4. The average measurement was not performed when the peak measured data under the limit of average detection.
5. The emission levels of other frequencies are very lower than the limit and not show in test report.

Product : Intel® Wireless-AC 9560  
 Test Item : Harmonic Radiated Emission Data  
 Test Date : 2018/12/25  
 Test Mode : Mode 2 SISO B: Transmit (802.11b\_1Mbps) (2412MHz)

### Vertical



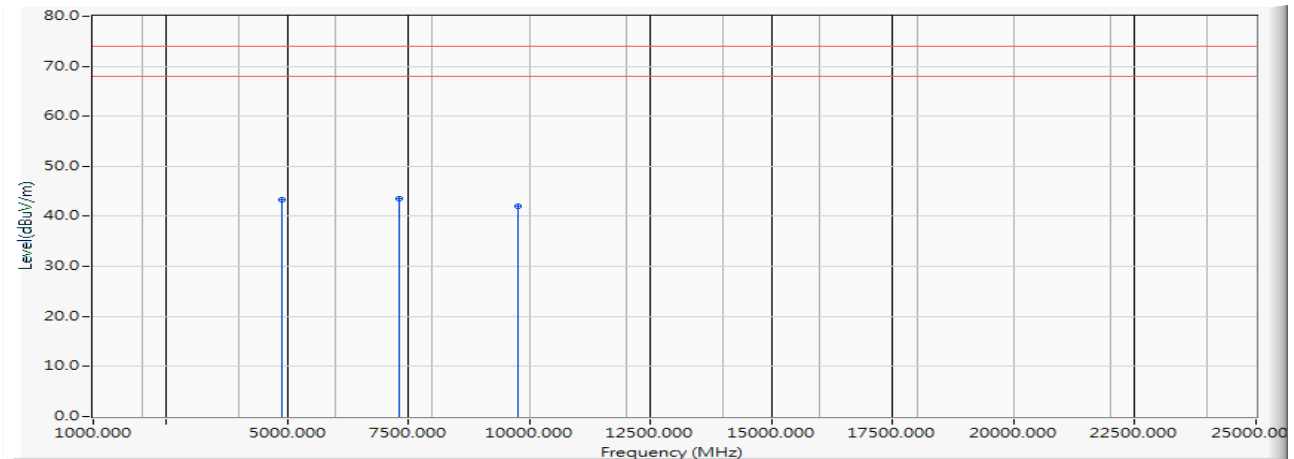
		Frequency (MHz)	Correct Factor (dB)	Reading Level (dBμV)	Measure Level (dBμV/m)	Margin (dB)	Limit (dBμV/m)	Detector Type
1	*	4824.000	-6.086	54.360	48.275	-25.725	74.000	PEAK
2		7236.000	-3.033	48.510	45.477	-28.523	74.000	PEAK
3		9648.000	-0.680	43.080	42.400	-31.600	74.000	PEAK

### Note:

1. All Readings below 1GHz are Quasi-Peak, above 1GHz are performed with peak and/or average measurements as necessary.
2. Measurement Level = Reading Level + Correct Factor.
3. Correct Factor = Antenna factor + Cable loss – Amplifier gain.
4. The average measurement was not performed when the peak measured data under the limit of average detection.
5. The emission levels of other frequencies are very lower than the limit and not show in test report.

Product : Intel® Wireless-AC 9560  
 Test Item : Harmonic Radiated Emission Data  
 Test Date : 2018/12/25  
 Test Mode : Mode 2 SISO B: Transmit (802.11b\_1Mbps) (2442 MHz)

### Horizontal



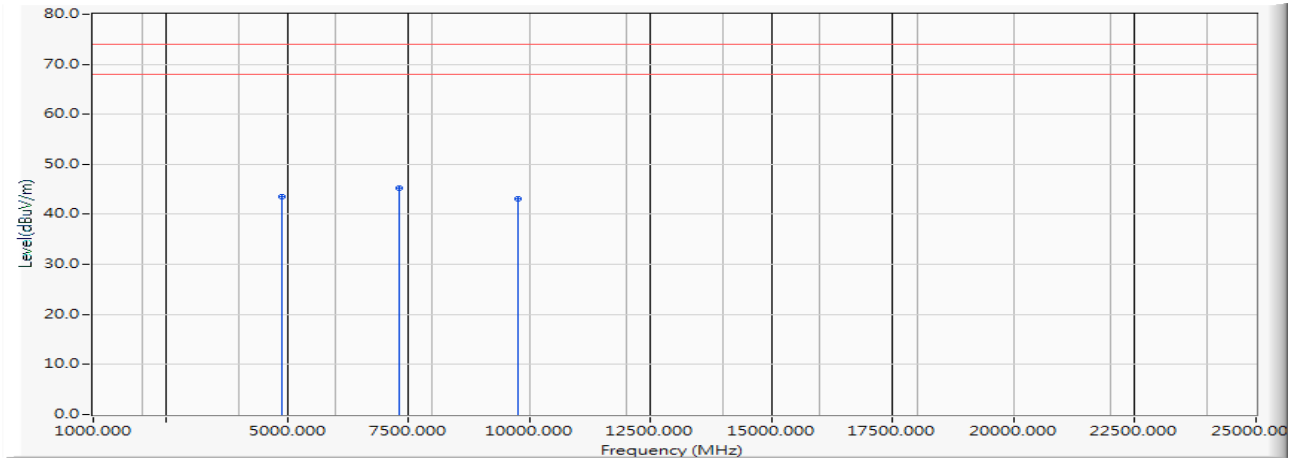
		Frequency (MHz)	Correct Factor (dB)	Reading Level (dBμV)	Measure Level (dBμV/m)	Margin (dB)	Limit (dBμV/m)	Detector Type
1		4884.000	-6.045	49.350	43.304	-30.696	74.000	PEAK
2	*	7326.000	-2.948	46.590	43.642	-30.358	74.000	PEAK
3		9768.000	-0.482	42.560	42.078	-31.922	74.000	PEAK

### Note:

1. All Readings below 1GHz are Quasi-Peak, above 1GHz are performed with peak and/or average measurements as necessary.
2. Measurement Level = Reading Level + Correct Factor.
3. Correct Factor = Antenna factor + Cable loss – Amplifier gain.
4. The average measurement was not performed when the peak measured data under the limit of average detection.
5. The emission levels of other frequencies are very lower than the limit and not show in test report.

Product : Intel® Wireless-AC 9560  
 Test Item : Harmonic Radiated Emission Data  
 Test Date : 2018/12/25  
 Test Mode : Mode 2 SISO B: Transmit (802.11b\_1Mbps) (2442 MHz)

### Vertical



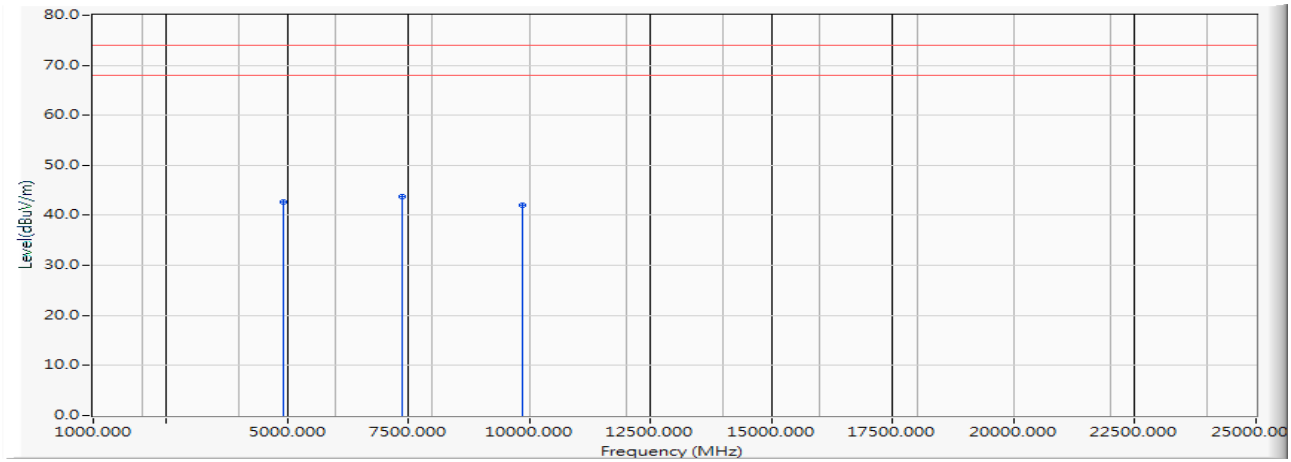
		Frequency (MHz)	Correct Factor (dB)	Reading Level (dBμV)	Measure Level (dBμV/m)	Margin (dB)	Limit (dBμV/m)	Detector Type
1		4884.000	-6.045	49.500	43.454	-30.546	74.000	PEAK
2	*	7326.000	-2.948	48.240	45.292	-28.708	74.000	PEAK
3		9768.000	-0.482	43.620	43.138	-30.862	74.000	PEAK

### Note:

1. All Readings below 1GHz are Quasi-Peak, above 1GHz are performed with peak and/or average measurements as necessary.
2. Measurement Level = Reading Level + Correct Factor.
3. Correct Factor = Antenna factor + Cable loss – Amplifier gain.
4. The average measurement was not performed when the peak measured data under the limit of average detection.
5. The emission levels of other frequencies are very lower than the limit and not show in test report.



Product : Intel® Wireless-AC 9560  
 Test Item : Harmonic Radiated Emission Data  
 Test Date : 2018/12/25  
 Test Mode : Mode 2 SISO B: Transmit (802.11b\_1Mbps) (2462 MHz)

**Horizontal**

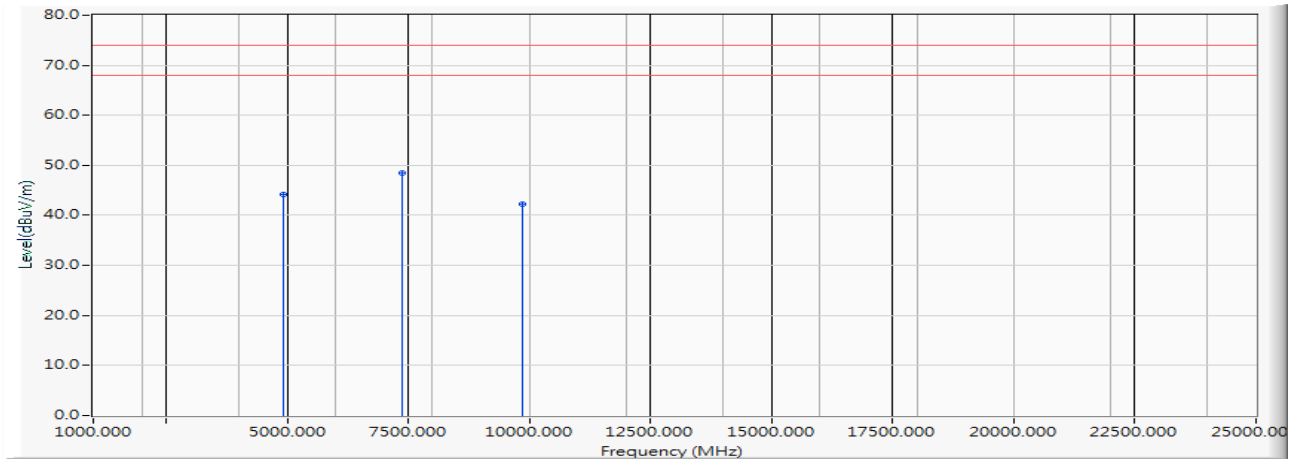
		Frequency (MHz)	Correct Factor (dB)	Reading Level (dBμV)	Measure Level (dBμV/m)	Margin (dB)	Limit (dBμV/m)	Detector Type
1		4924.000	-6.041	48.710	42.670	-31.330	74.000	PEAK
2	*	7386.000	-2.861	46.580	43.718	-30.282	74.000	PEAK
3		9848.000	-0.399	42.520	42.121	-31.879	74.000	PEAK

**Note:**

1. All Readings below 1GHz are Quasi-Peak, above 1GHz are performed with peak and/or average measurements as necessary.
2. Measurement Level = Reading Level + Correct Factor.
3. Correct Factor = Antenna factor + Cable loss – Amplifier gain.
4. The average measurement was not performed when the peak measured data under the limit of average detection.
5. The emission levels of other frequencies are very lower than the limit and not show in test report.

Product : Intel® Wireless-AC 9560  
 Test Item : Harmonic Radiated Emission Data  
 Test Date : 2018/12/25  
 Test Mode : Mode 2 SISO B: Transmit (802.11b\_1Mbps) (2462 MHz)

### Vertical

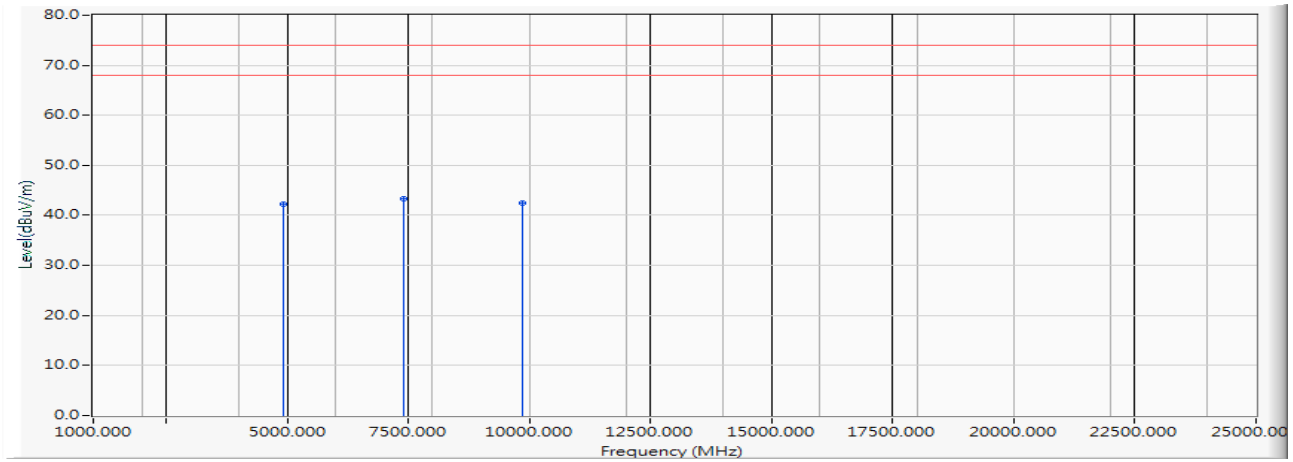


		Frequency (MHz)	Correct Factor (dB)	Reading Level (dBμV)	Measure Level (dBμV/m)	Margin (dB)	Limit (dBμV/m)	Detector Type
1		4924.000	-6.041	50.120	44.080	-29.920	74.000	PEAK
2	*	7386.000	-2.861	51.350	48.488	-25.512	74.000	PEAK
3		9848.000	-0.399	42.690	42.291	-31.709	74.000	PEAK

### Note:

1. All Readings below 1GHz are Quasi-Peak, above 1GHz are performed with peak and/or average measurements as necessary.
2. Measurement Level = Reading Level + Correct Factor.
3. Correct Factor = Antenna factor + Cable loss – Amplifier gain.
4. The average measurement was not performed when the peak measured data under the limit of average detection.
5. The emission levels of other frequencies are very lower than the limit and not show in test report.

Product : Intel® Wireless-AC 9560  
 Test Item : Harmonic Radiated Emission Data  
 Test Date : 2018/12/25  
 Test Mode : Mode 2 SISO B: Transmit (802.11b\_1Mbps) (2467 MHz)

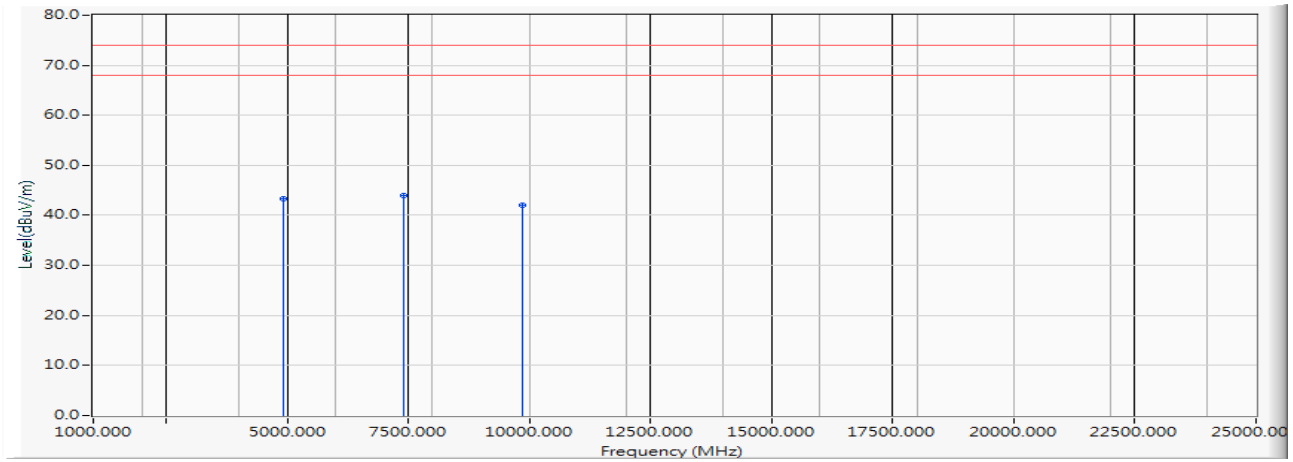
**Horizontal**

		Frequency (MHz)	Correct Factor (dB)	Reading Level (dBμV)	Measure Level (dBμV/m)	Margin (dB)	Limit (dBμV/m)	Detector Type
1		4934.000	-6.037	48.380	42.343	-31.657	74.000	PEAK
2	*	7401.000	-2.866	46.280	43.414	-30.586	74.000	PEAK
3		9868.000	-0.344	42.780	42.436	-31.564	74.000	PEAK

**Note:**

1. All Readings below 1GHz are Quasi-Peak, above 1GHz are performed with peak and/or average measurements as necessary.
2. Measurement Level = Reading Level + Correct Factor.
3. Correct Factor = Antenna factor + Cable loss – Amplifier gain.
4. The average measurement was not performed when the peak measured data under the limit of average detection.
5. The emission levels of other frequencies are very lower than the limit and not show in test report.

Product : Intel® Wireless-AC 9560  
 Test Item : Harmonic Radiated Emission Data  
 Test Date : 2018/12/25  
 Test Mode : Mode 2 SISO B: Transmit (802.11b\_1Mbps) (2467 MHz)

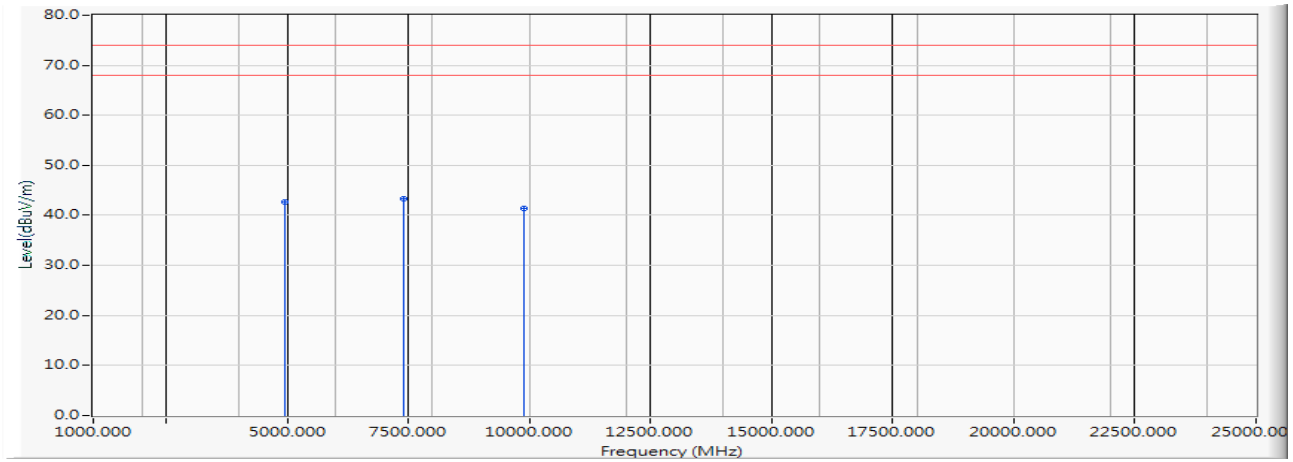
**Vertical**

		Frequency (MHz)	Correct Factor (dB)	Reading Level (dBμV)	Measure Level (dBμV/m)	Margin (dB)	Limit (dBμV/m)	Detector Type
1		4934.000	-6.037	49.360	43.323	-30.677	74.000	PEAK
2	*	7401.000	-2.866	46.940	44.074	-29.926	74.000	PEAK
3		9868.000	-0.344	42.360	42.016	-31.984	74.000	PEAK

**Note:**

1. All Readings below 1GHz are Quasi-Peak, above 1GHz are performed with peak and/or average measurements as necessary.
2. Measurement Level = Reading Level + Correct Factor.
3. Correct Factor = Antenna factor + Cable loss – Amplifier gain.
4. The average measurement was not performed when the peak measured data under the limit of average detection.
5. The emission levels of other frequencies are very lower than the limit and not show in test report.

Product : Intel® Wireless-AC 9560  
 Test Item : Harmonic Radiated Emission Data  
 Test Date : 2018/12/25  
 Test Mode : Mode 2 SISO B: Transmit (802.11b\_1Mbps) (2472 MHz)

**Horizontal**

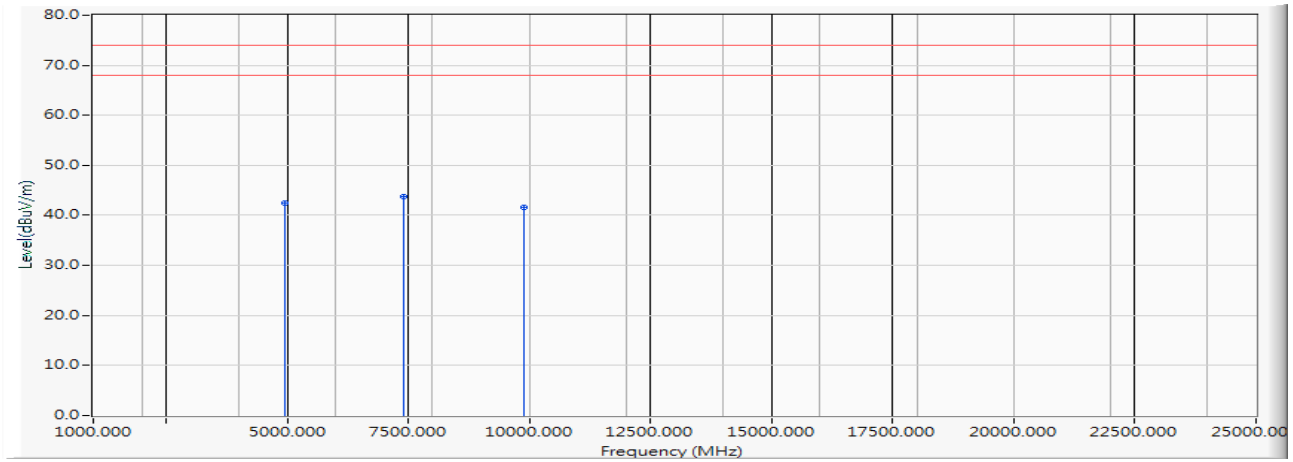
		Frequency (MHz)	Correct Factor (dB)	Reading Level (dBμV)	Measure Level (dBμV/m)	Margin (dB)	Limit (dBμV/m)	Detector Type
1		4944.000	-6.039	48.820	42.781	-31.219	74.000	PEAK
2	*	7416.000	-2.853	46.150	43.298	-30.702	74.000	PEAK
3		9888.000	-0.283	41.630	41.347	-32.653	74.000	PEAK

**Note:**

1. All Readings below 1GHz are Quasi-Peak, above 1GHz are performed with peak and/or average measurements as necessary.
2. Measurement Level = Reading Level + Correct Factor.
3. Correct Factor = Antenna factor + Cable loss – Amplifier gain.
4. The average measurement was not performed when the peak measured data under the limit of average detection.
5. The emission levels of other frequencies are very lower than the limit and not show in test report.

Product : Intel® Wireless-AC 9560  
 Test Item : Harmonic Radiated Emission Data  
 Test Date : 2018/12/25  
 Test Mode : Mode 2 SISO B: Transmit (802.11b\_1Mbps) (2472 MHz)

### Vertical

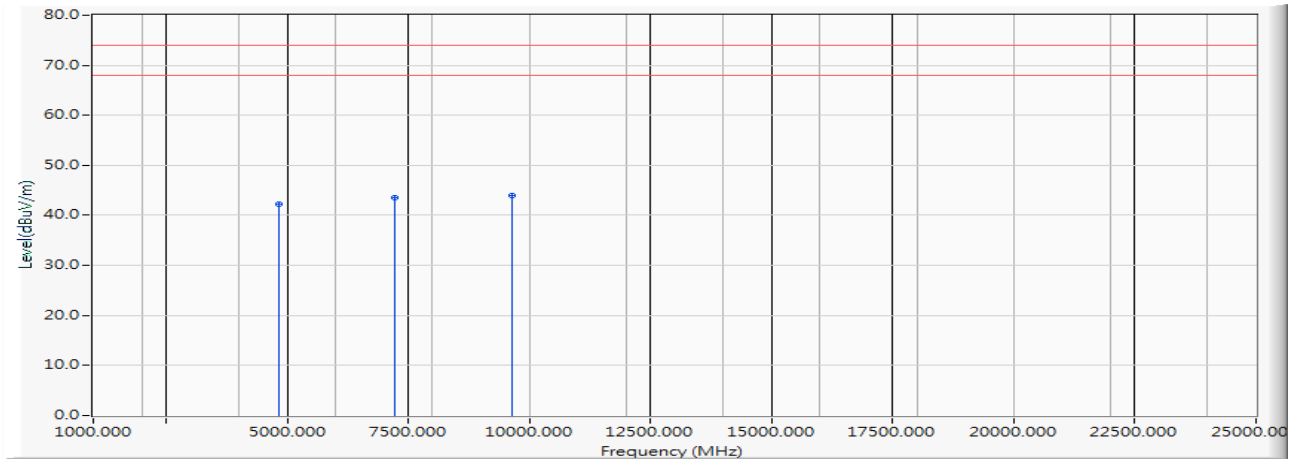


		Frequency (MHz)	Correct Factor (dB)	Reading Level (dBμV)	Measure Level (dBμV/m)	Margin (dB)	Limit (dBμV/m)	Detector Type
1		4944.000	-6.039	48.580	42.541	-31.459	74.000	PEAK
2	*	7416.000	-2.853	46.630	43.778	-30.222	74.000	PEAK
3		9888.000	-0.283	41.870	41.587	-32.413	74.000	PEAK

### Note:

1. All Readings below 1GHz are Quasi-Peak, above 1GHz are performed with peak and/or average measurements as necessary.
2. Measurement Level = Reading Level + Correct Factor.
3. Correct Factor = Antenna factor + Cable loss – Amplifier gain.
4. The average measurement was not performed when the peak measured data under the limit of average detection.
5. The emission levels of other frequencies are very lower than the limit and not show in test report.

Product : Intel® Wireless-AC 9560  
 Test Item : Harmonic Radiated Emission Data  
 Test Date : 2018/12/25  
 Test Mode : Mode 2 SISO B: Transmit (802.11g\_6Mbps) (2412MHz)

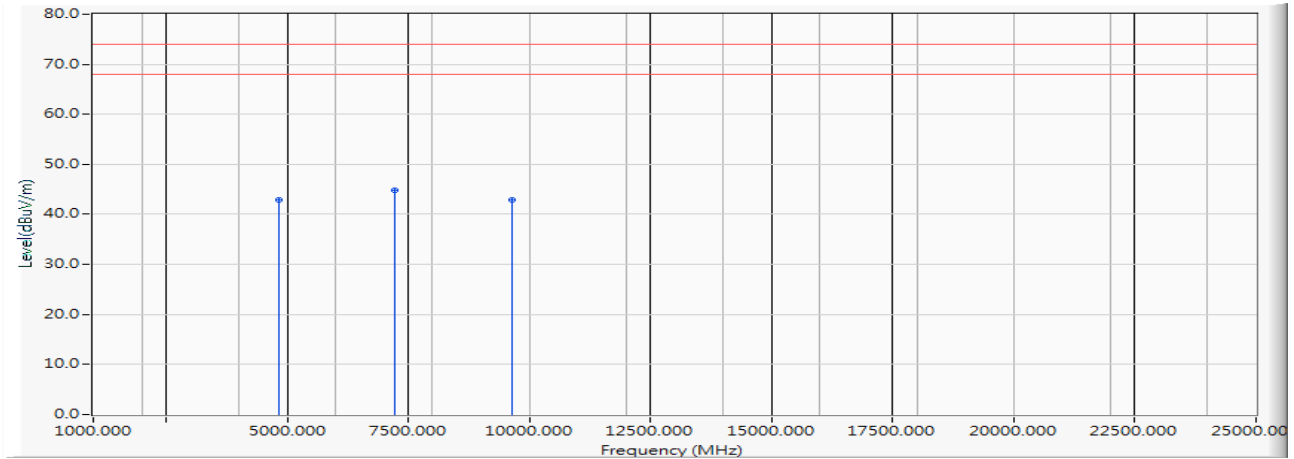
**Horizontal**

		Frequency (MHz)	Correct Factor (dB)	Reading Level (dBμV)	Measure Level (dBμV/m)	Margin (dB)	Limit (dBμV/m)	Detector Type
1		4824.000	-6.086	48.240	42.155	-31.845	74.000	PEAK
2		7236.000	-3.033	46.520	43.487	-30.513	74.000	PEAK
3	*	9648.000	-0.680	44.560	43.880	-30.120	74.000	PEAK

**Note:**

1. All Readings below 1GHz are Quasi-Peak, above 1GHz are performed with peak and/or average measurements as necessary.
2. Measurement Level = Reading Level + Correct Factor.
3. Correct Factor = Antenna factor + Cable loss – Amplifier gain.
4. The average measurement was not performed when the peak measured data under the limit of average detection.
5. The emission levels of other frequencies are very lower than the limit and not show in test report.

Product : Intel® Wireless-AC 9560  
 Test Item : Harmonic Radiated Emission Data  
 Test Date : 2018/12/25  
 Test Mode : Mode 2 SISO B: Transmit (802.11g\_6Mbps) (2412MHz)

**Vertical**

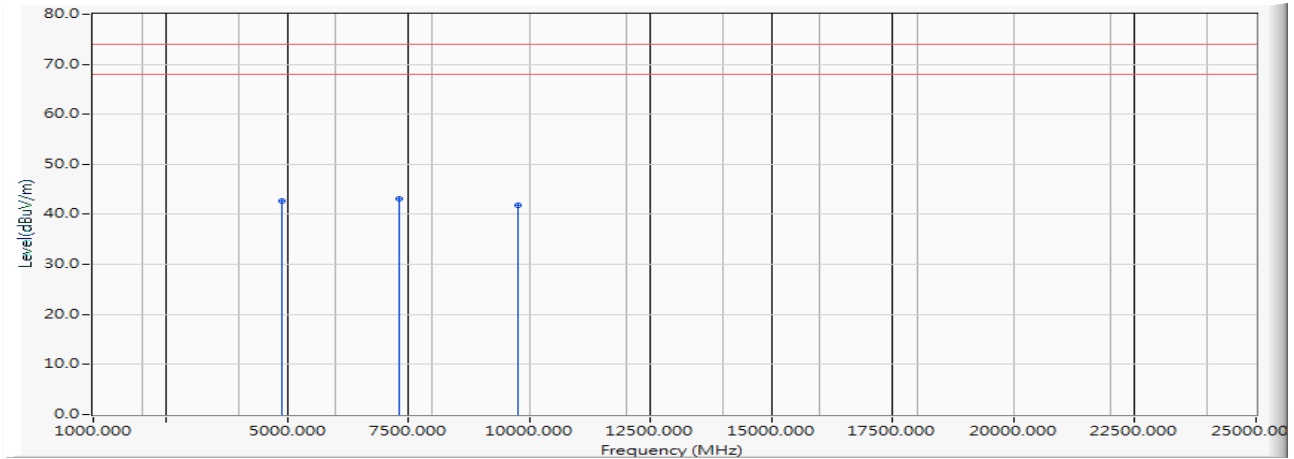
		Frequency (MHz)	Correct Factor (dB)	Reading Level (dBμV)	Measure Level (dBμV/m)	Margin (dB)	Limit (dBμV/m)	Detector Type
1		4824.000	-6.086	49.020	42.935	-31.065	74.000	PEAK
2	*	7236.000	-3.033	47.880	44.847	-29.153	74.000	PEAK
3		9648.000	-0.680	43.560	42.880	-31.120	74.000	PEAK

**Note:**

1. All Readings below 1GHz are Quasi-Peak, above 1GHz are performed with peak and/or average measurements as necessary.
2. Measurement Level = Reading Level + Correct Factor.
3. Correct Factor = Antenna factor + Cable loss – Amplifier gain.
4. The average measurement was not performed when the peak measured data under the limit of average detection.
5. The emission levels of other frequencies are very lower than the limit and not show in test report.



Product : Intel® Wireless-AC 9560  
 Test Item : Harmonic Radiated Emission Data  
 Test Date : 2018/12/25  
 Test Mode : Mode 2 SISO B: Transmit (802.11g\_6Mbps) (2442 MHz)

**Horizontal**

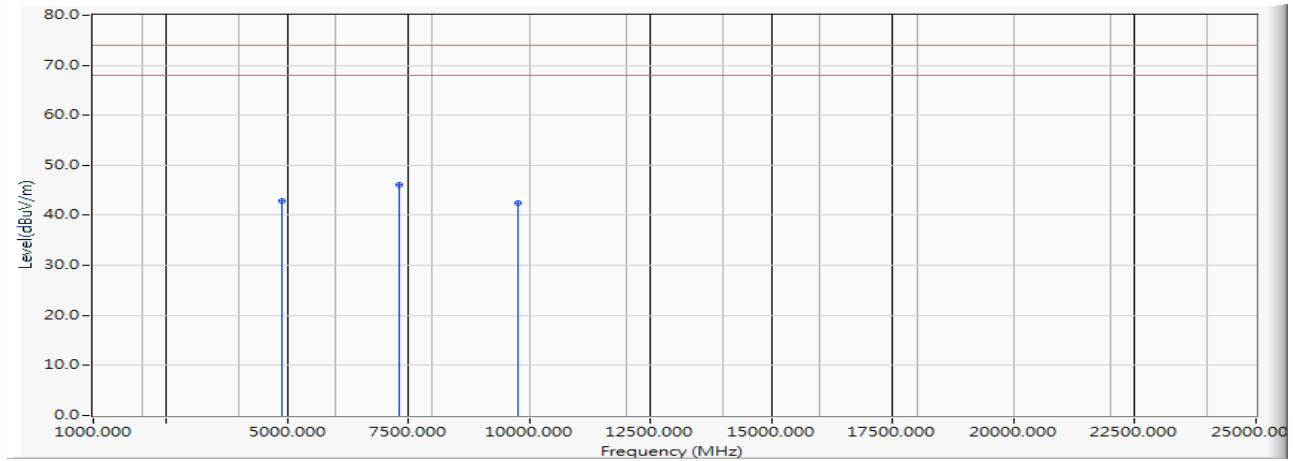
		Frequency (MHz)	Correct Factor (dB)	Reading Level (dBμV)	Measure Level (dBμV/m)	Margin (dB)	Limit (dBμV/m)	Detector Type
1		4884.000	-6.045	48.830	42.784	-31.216	74.000	PEAK
2	*	7326.000	-2.948	46.030	43.082	-30.918	74.000	PEAK
3		9768.000	-0.482	42.380	41.898	-32.102	74.000	PEAK

**Note:**

1. All Readings below 1GHz are Quasi-Peak, above 1GHz are performed with peak and/or average measurements as necessary.
2. Measurement Level = Reading Level + Correct Factor.
3. Correct Factor = Antenna factor + Cable loss – Amplifier gain.
4. The average measurement was not performed when the peak measured data under the limit of average detection.
5. The emission levels of other frequencies are very lower than the limit and not show in test report.

Product : Intel® Wireless-AC 9560  
 Test Item : Harmonic Radiated Emission Data  
 Test Date : 2018/12/25  
 Test Mode : Mode 2 SISO B: Transmit (802.11g\_6Mbps) (2442 MHz)

### Vertical

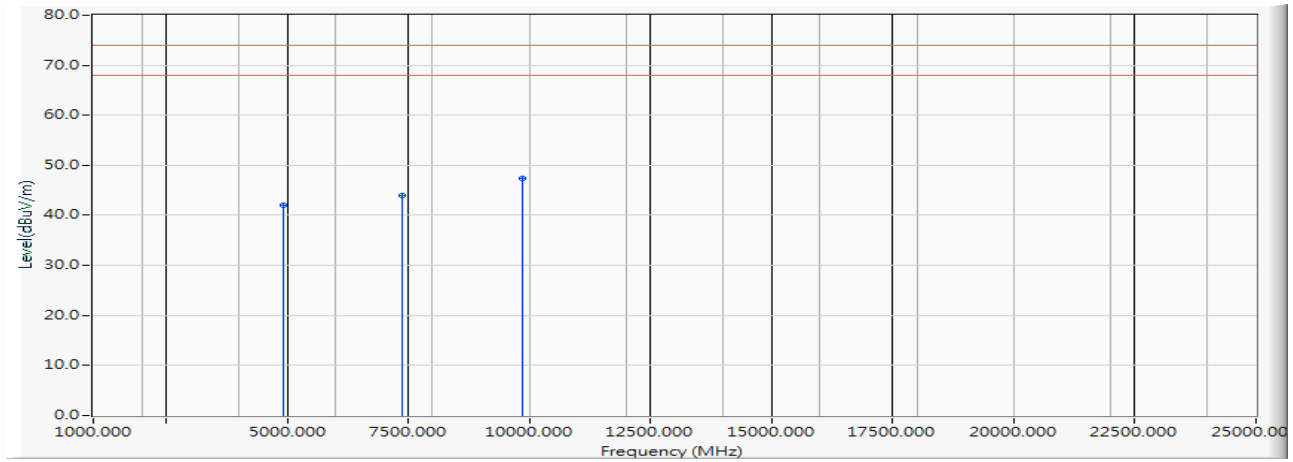


		Frequency (MHz)	Correct Factor (dB)	Reading Level (dBμV)	Measure Level (dBμV/m)	Margin (dB)	Limit (dBμV/m)	Detector Type
1		4884.000	-6.045	48.900	42.854	-31.146	74.000	PEAK
2	*	7326.000	-2.948	49.140	46.192	-27.808	74.000	PEAK
3		9768.000	-0.482	43.010	42.528	-31.472	74.000	PEAK

### Note:

1. All Readings below 1GHz are Quasi-Peak, above 1GHz are performed with peak and/or average measurements as necessary.
2. Measurement Level = Reading Level + Correct Factor.
3. Correct Factor = Antenna factor + Cable loss – Amplifier gain.
4. The average measurement was not performed when the peak measured data under the limit of average detection.
5. The emission levels of other frequencies are very lower than the limit and not show in test report.

Product : Intel® Wireless-AC 9560  
 Test Item : Harmonic Radiated Emission Data  
 Test Date : 2018/12/25  
 Test Mode : Mode 2 SISO B: Transmit (802.11g\_6Mbps) (2462 MHz)

**Horizontal**

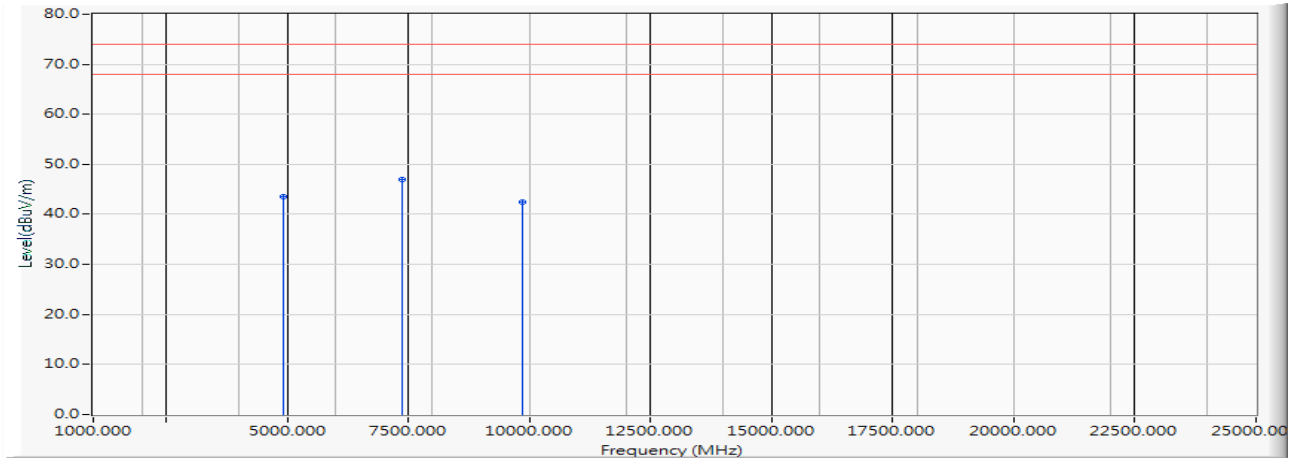
		Frequency (MHz)	Correct Factor (dB)	Reading Level (dBμV)	Measure Level (dBμV/m)	Margin (dB)	Limit (dBμV/m)	Detector Type
1		4924.000	-6.041	48.150	42.110	-31.890	74.000	PEAK
2		7386.000	-2.861	46.750	43.888	-30.112	74.000	PEAK
3	*	9848.000	-0.399	47.880	47.481	-26.519	74.000	PEAK

**Note:**

1. All Readings below 1GHz are Quasi-Peak, above 1GHz are performed with peak and/or average measurements as necessary.
2. Measurement Level = Reading Level + Correct Factor.
3. Correct Factor = Antenna factor + Cable loss – Amplifier gain.
4. The average measurement was not performed when the peak measured data under the limit of average detection.
5. The emission levels of other frequencies are very lower than the limit and not show in test report.

Product : Intel® Wireless-AC 9560  
 Test Item : Harmonic Radiated Emission Data  
 Test Date : 2018/12/25  
 Test Mode : Mode 2 SISO B: Transmit (802.11g\_6Mbps) (2462 MHz)

### Vertical

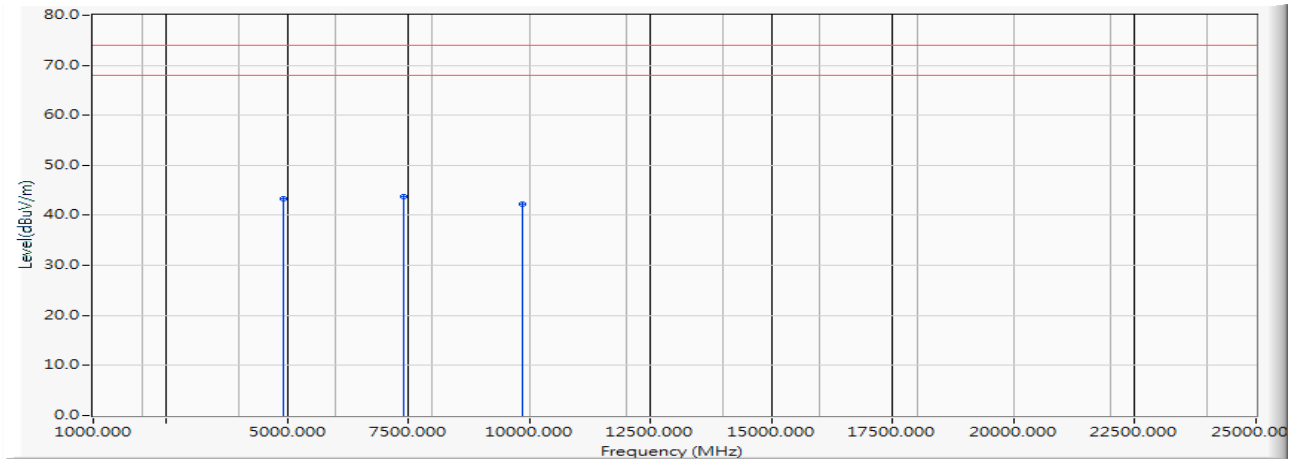


		Frequency (MHz)	Correct Factor (dB)	Reading Level (dBμV)	Measure Level (dBμV/m)	Margin (dB)	Limit (dBμV/m)	Detector Type
1		4924.000	-6.041	49.480	43.440	-30.560	74.000	PEAK
2	*	7386.000	-2.861	49.830	46.968	-27.032	74.000	PEAK
3		9848.000	-0.399	42.810	42.411	-31.589	74.000	PEAK

### Note:

1. All Readings below 1GHz are Quasi-Peak, above 1GHz are performed with peak and/or average measurements as necessary.
2. Measurement Level = Reading Level + Correct Factor.
3. Correct Factor = Antenna factor + Cable loss – Amplifier gain.
4. The average measurement was not performed when the peak measured data under the limit of average detection.
5. The emission levels of other frequencies are very lower than the limit and not show in test report.

Product : Intel® Wireless-AC 9560  
 Test Item : Harmonic Radiated Emission Data  
 Test Date : 2018/12/25  
 Test Mode : Mode 2 SISO B: Transmit (802.11g\_6Mbps) (2467 MHz)

**Horizontal**

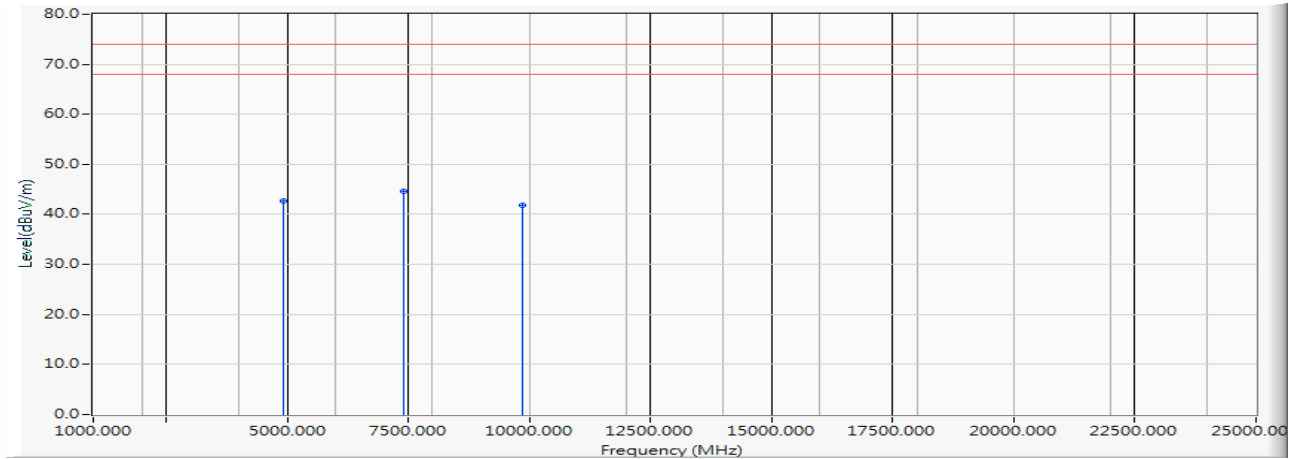
		Frequency (MHz)	Correct Factor (dB)	Reading Level (dBμV)	Measure Level (dBμV/m)	Margin (dB)	Limit (dBμV/m)	Detector Type
1		4934.000	-6.037	49.290	43.253	-30.747	74.000	PEAK
2	*	7401.000	-2.866	46.720	43.854	-30.146	74.000	PEAK
3		9868.000	-0.344	42.490	42.146	-31.854	74.000	PEAK

**Note:**

1. All Readings below 1GHz are Quasi-Peak, above 1GHz are performed with peak and/or average measurements as necessary.
2. Measurement Level = Reading Level + Correct Factor.
3. Correct Factor = Antenna factor + Cable loss – Amplifier gain.
4. The average measurement was not performed when the peak measured data under the limit of average detection.
5. The emission levels of other frequencies are very lower than the limit and not show in test report.

Product : Intel® Wireless-AC 9560  
 Test Item : Harmonic Radiated Emission Data  
 Test Date : 2018/12/25  
 Test Mode : Mode 2 SISO B: Transmit (802.11g\_6Mbps) (2467 MHz)

### Vertical

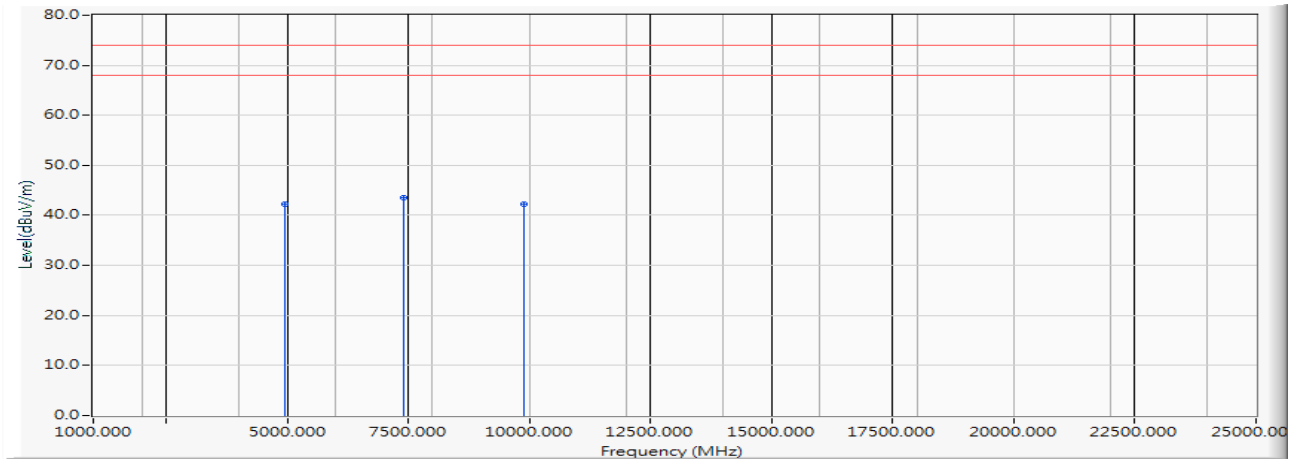


		Frequency (MHz)	Correct Factor (dB)	Reading Level (dBμV)	Measure Level (dBμV/m)	Margin (dB)	Limit (dBμV/m)	Detector Type
1		4934.000	-6.037	48.740	42.703	-31.297	74.000	PEAK
2	*	7401.000	-2.866	47.470	44.604	-29.396	74.000	PEAK
3		9868.000	-0.344	42.160	41.816	-32.184	74.000	PEAK

### Note:

1. All Readings below 1GHz are Quasi-Peak, above 1GHz are performed with peak and/or average measurements as necessary.
2. Measurement Level = Reading Level + Correct Factor.
3. Correct Factor = Antenna factor + Cable loss – Amplifier gain.
4. The average measurement was not performed when the peak measured data under the limit of average detection.
5. The emission levels of other frequencies are very lower than the limit and not show in test report.

Product : Intel® Wireless-AC 9560  
 Test Item : Harmonic Radiated Emission Data  
 Test Date : 2018/12/25  
 Test Mode : Mode 2 SISO B: Transmit (802.11g\_6Mbps) (2472 MHz)

**Horizontal**

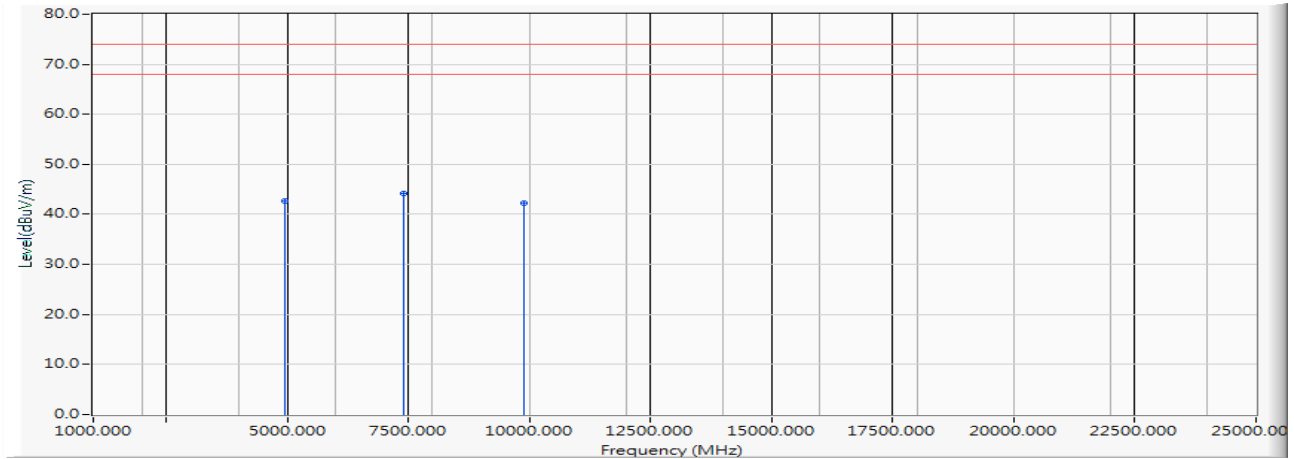
		Frequency (MHz)	Correct Factor (dB)	Reading Level (dBμV)	Measure Level (dBμV/m)	Margin (dB)	Limit (dBμV/m)	Detector Type
1		4944.000	-6.039	48.390	42.351	-31.649	74.000	PEAK
2	*	7416.000	-2.853	46.460	43.608	-30.392	74.000	PEAK
3		9888.000	-0.283	42.610	42.327	-31.673	74.000	PEAK

**Note:**

1. All Readings below 1GHz are Quasi-Peak, above 1GHz are performed with peak and/or average measurements as necessary.
2. Measurement Level = Reading Level + Correct Factor.
3. Correct Factor = Antenna factor + Cable loss – Amplifier gain.
4. The average measurement was not performed when the peak measured data under the limit of average detection.
5. The emission levels of other frequencies are very lower than the limit and not show in test report.

Product : Intel® Wireless-AC 9560  
 Test Item : Harmonic Radiated Emission Data  
 Test Date : 2018/12/25  
 Test Mode : Mode 2 SISO B: Transmit (802.11g\_6Mbps) (2472 MHz)

### Vertical



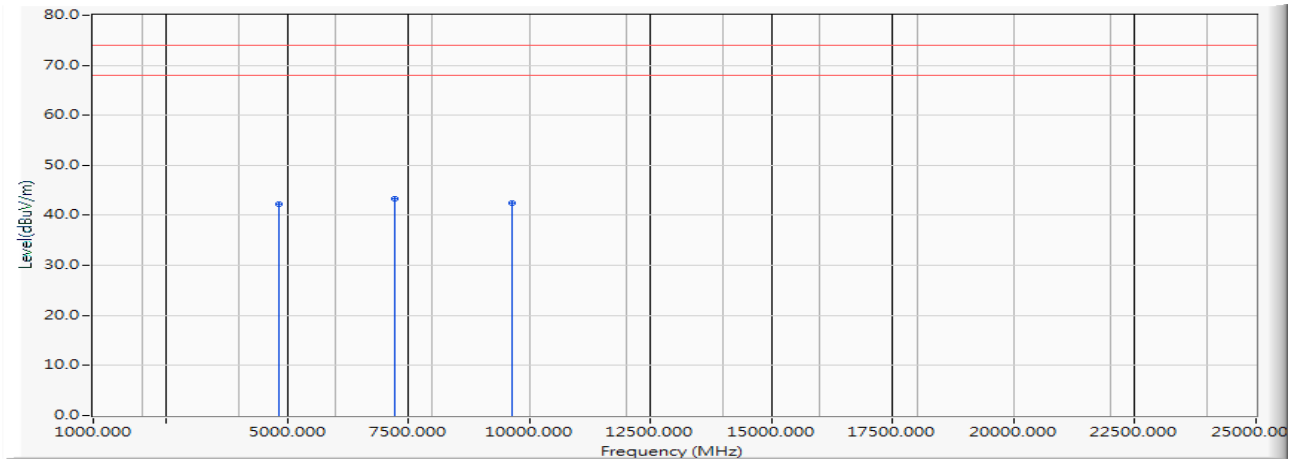
		Frequency (MHz)	Correct Factor (dB)	Reading Level (dBμV)	Measure Level (dBμV/m)	Margin (dB)	Limit (dBμV/m)	Detector Type
1		4944.000	-6.039	48.770	42.731	-31.269	74.000	PEAK
2	*	7416.000	-2.853	47.050	44.198	-29.802	74.000	PEAK
3		9888.000	-0.283	42.530	42.247	-31.753	74.000	PEAK

### Note:

1. All Readings below 1GHz are Quasi-Peak, above 1GHz are performed with peak and/or average measurements as necessary.
2. Measurement Level = Reading Level + Correct Factor.
3. Correct Factor = Antenna factor + Cable loss – Amplifier gain.
4. The average measurement was not performed when the peak measured data under the limit of average detection.
5. The emission levels of other frequencies are very lower than the limit and not show in test report.



Product : Intel® Wireless-AC 9560  
 Test Item : Harmonic Radiated Emission Data  
 Test Date : 2018/12/25  
 Test Mode : Mode 2 SISO B: Transmit (802.11n-20BW\_7.2Mbps) (2412MHz)

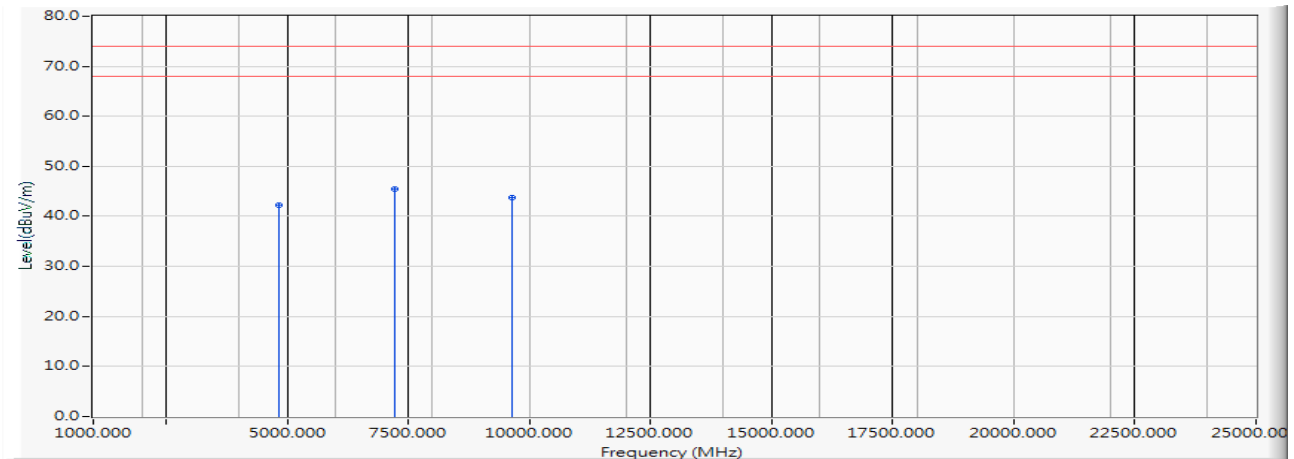
**Horizontal**

		Frequency (MHz)	Correct Factor (dB)	Reading Level (dBμV)	Measure Level (dBμV/m)	Margin (dB)	Limit (dBμV/m)	Detector Type
1		4824.000	-6.086	48.440	42.355	-31.645	74.000	PEAK
2	*	7236.000	-3.033	46.450	43.417	-30.583	74.000	PEAK
3		9648.000	-0.680	43.150	42.470	-31.530	74.000	PEAK

**Note:**

1. All Readings below 1GHz are Quasi-Peak, above 1GHz are performed with peak and/or average measurements as necessary.
2. Measurement Level = Reading Level + Correct Factor.
3. Correct Factor = Antenna factor + Cable loss – Amplifier gain.
4. The average measurement was not performed when the peak measured data under the limit of average detection.
5. The emission levels of other frequencies are very lower than the limit and not show in test report.

Product : Intel® Wireless-AC 9560  
 Test Item : Harmonic Radiated Emission Data  
 Test Date : 2018/12/25  
 Test Mode : Mode 2 SISO B: Transmit (802.11n-20BW\_7.2Mbps) (2412MHz)

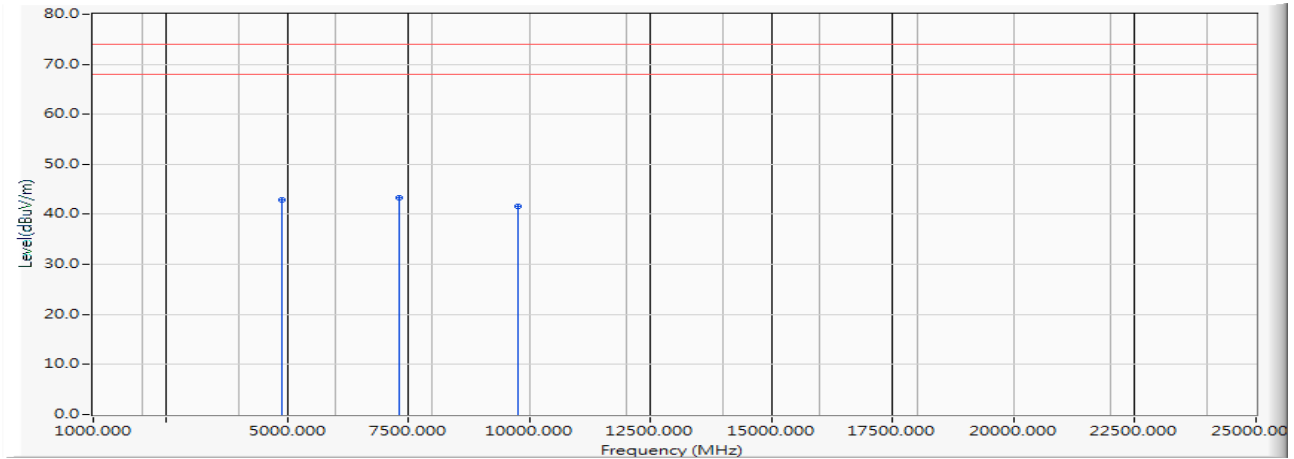
**Vertical**

		Frequency (MHz)	Correct Factor (dB)	Reading Level (dBμV)	Measure Level (dBμV/m)	Margin (dB)	Limit (dBμV/m)	Detector Type
1		4824.000	-6.086	48.350	42.265	-31.735	74.000	PEAK
2	*	7236.000	-3.033	48.560	45.527	-28.473	74.000	PEAK
3		9648.000	-0.680	44.430	43.750	-30.250	74.000	PEAK

**Note:**

1. All Readings below 1GHz are Quasi-Peak, above 1GHz are performed with peak and/or average measurements as necessary.
2. Measurement Level = Reading Level + Correct Factor.
3. Correct Factor = Antenna factor + Cable loss – Amplifier gain.
4. The average measurement was not performed when the peak measured data under the limit of average detection.
5. The emission levels of other frequencies are very lower than the limit and not show in test report.

Product : Intel® Wireless-AC 9560  
 Test Item : Harmonic Radiated Emission Data  
 Test Date : 2018/12/25  
 Test Mode : Mode 2 SISO B: Transmit (802.11n-20BW\_7.2Mbps) (2442 MHz)

**Horizontal**

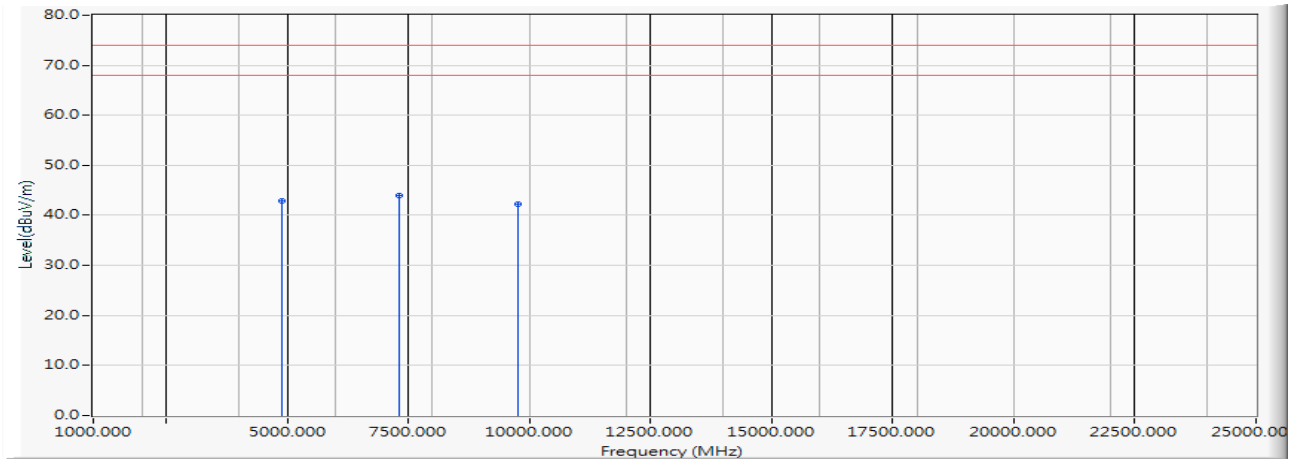
		Frequency (MHz)	Correct Factor (dB)	Reading Level (dBμV)	Measure Level (dBμV/m)	Margin (dB)	Limit (dBμV/m)	Detector Type
1		4884.000	-6.045	48.930	42.884	-31.116	74.000	PEAK
2	*	7326.000	-2.948	46.360	43.412	-30.588	74.000	PEAK
3		9768.000	-0.482	42.050	41.568	-32.432	74.000	PEAK

**Note:**

1. All Readings below 1GHz are Quasi-Peak, above 1GHz are performed with peak and/or average measurements as necessary.
2. Measurement Level = Reading Level + Correct Factor.
3. Correct Factor = Antenna factor + Cable loss – Amplifier gain.
4. The average measurement was not performed when the peak measured data under the limit of average detection.
5. The emission levels of other frequencies are very lower than the limit and not show in test report.

Product : Intel® Wireless-AC 9560  
 Test Item : Harmonic Radiated Emission Data  
 Test Date : 2018/12/25  
 Test Mode : Mode 2 SISO B: Transmit (802.11n-20BW\_7.2Mbps) (2442 MHz)

### Vertical

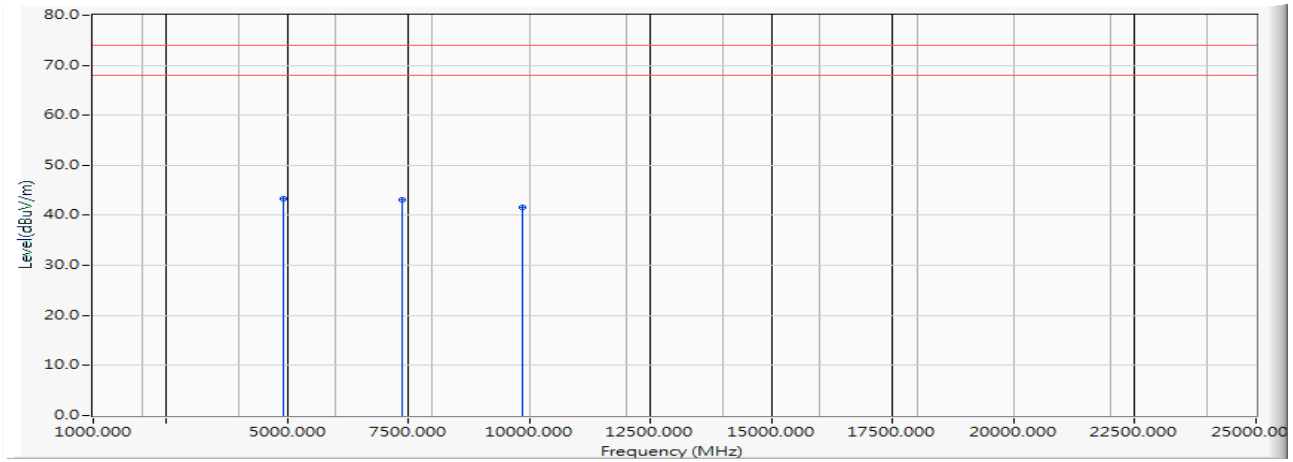


		Frequency (MHz)	Correct Factor (dB)	Reading Level (dBμV)	Measure Level (dBμV/m)	Margin (dB)	Limit (dBμV/m)	Detector Type
1		4884.000	-6.045	48.990	42.944	-31.056	74.000	PEAK
2	*	7326.000	-2.948	46.950	44.002	-29.998	74.000	PEAK
3		9768.000	-0.482	42.810	42.328	-31.672	74.000	PEAK

### Note:

1. All Readings below 1GHz are Quasi-Peak, above 1GHz are performed with peak and/or average measurements as necessary.
2. Measurement Level = Reading Level + Correct Factor.
3. Correct Factor = Antenna factor + Cable loss – Amplifier gain.
4. The average measurement was not performed when the peak measured data under the limit of average detection.
5. The emission levels of other frequencies are very lower than the limit and not show in test report.

Product : Intel® Wireless-AC 9560  
 Test Item : Harmonic Radiated Emission Data  
 Test Date : 2018/12/25  
 Test Mode : Mode 2 SISO B: Transmit (802.11n-20BW\_7.2Mbps) (2462 MHz)

**Horizontal**

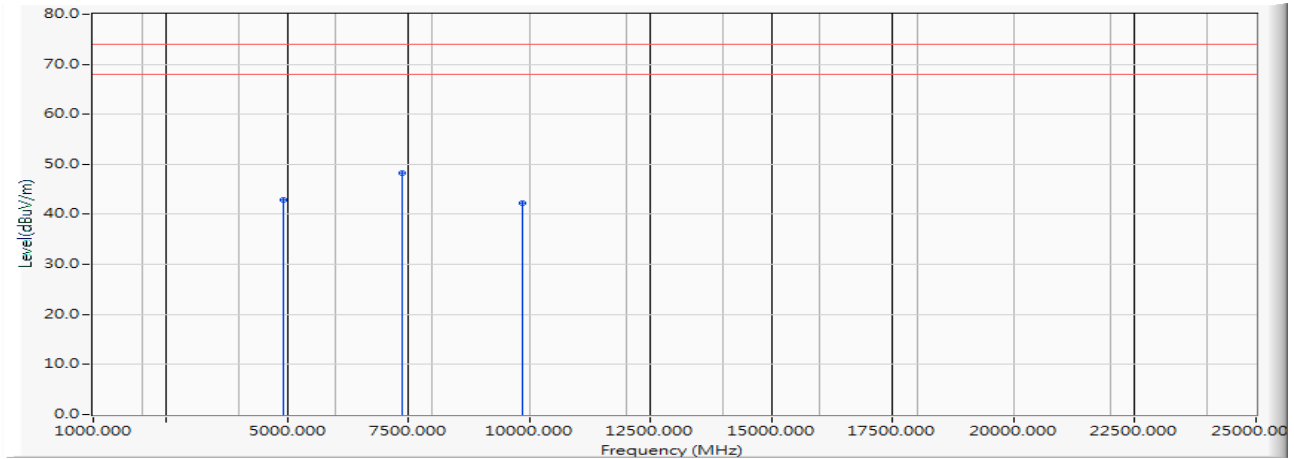
		Frequency (MHz)	Correct Factor (dB)	Reading Level (dBμV)	Measure Level (dBμV/m)	Margin (dB)	Limit (dBμV/m)	Detector Type
1	*	4924.000	-6.041	49.310	43.270	-30.730	74.000	PEAK
2		7386.000	-2.861	46.050	43.188	-30.812	74.000	PEAK
3		9848.000	-0.399	41.990	41.591	-32.409	74.000	PEAK

**Note:**

1. All Readings below 1GHz are Quasi-Peak, above 1GHz are performed with peak and/or average measurements as necessary.
2. Measurement Level = Reading Level + Correct Factor.
3. Correct Factor = Antenna factor + Cable loss – Amplifier gain.
4. The average measurement was not performed when the peak measured data under the limit of average detection.
5. The emission levels of other frequencies are very lower than the limit and not show in test report.

Product : Intel® Wireless-AC 9560  
 Test Item : Harmonic Radiated Emission Data  
 Test Date : 2018/12/25  
 Test Mode : Mode 2 SISO B: Transmit (802.11n-20BW\_7.2Mbps) (2462 MHz)

### Vertical

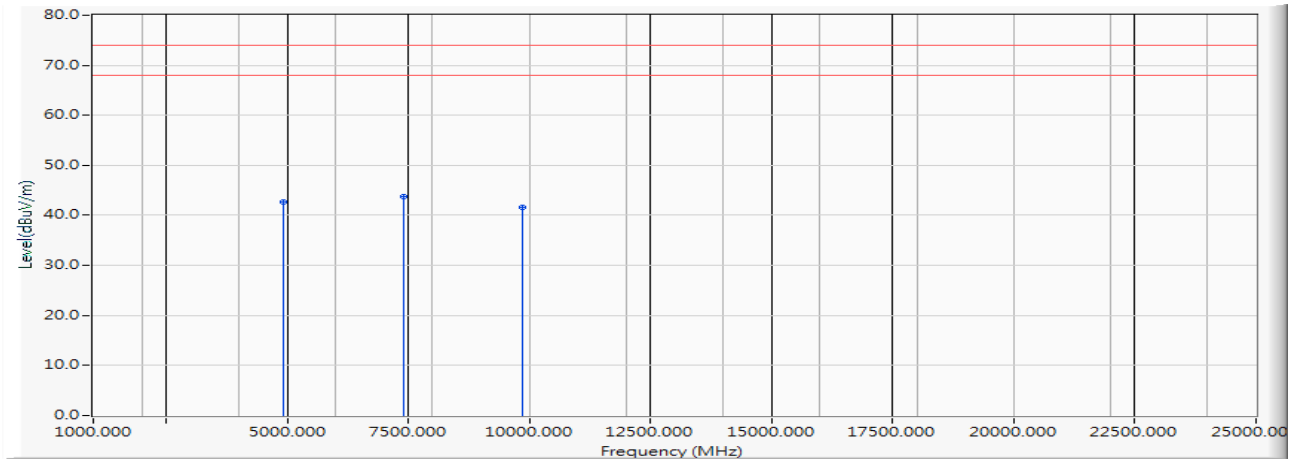


		Frequency (MHz)	Correct Factor (dB)	Reading Level (dBμV)	Measure Level (dBμV/m)	Margin (dB)	Limit (dBμV/m)	Detector Type
1		4924.000	-6.041	49.030	42.990	-31.010	74.000	PEAK
2	*	7386.000	-2.861	51.030	48.168	-25.832	74.000	PEAK
3		9848.000	-0.399	42.590	42.191	-31.809	74.000	PEAK

### Note:

1. All Readings below 1GHz are Quasi-Peak, above 1GHz are performed with peak and/or average measurements as necessary.
2. Measurement Level = Reading Level + Correct Factor.
3. Correct Factor = Antenna factor + Cable loss – Amplifier gain.
4. The average measurement was not performed when the peak measured data under the limit of average detection.
5. The emission levels of other frequencies are very lower than the limit and not show in test report.

Product : Intel® Wireless-AC 9560  
 Test Item : Harmonic Radiated Emission Data  
 Test Date : 2018/12/25  
 Test Mode : Mode 2 SISO B: Transmit (802.11n-20BW\_7.2Mbps) (2467 MHz)

**Horizontal**

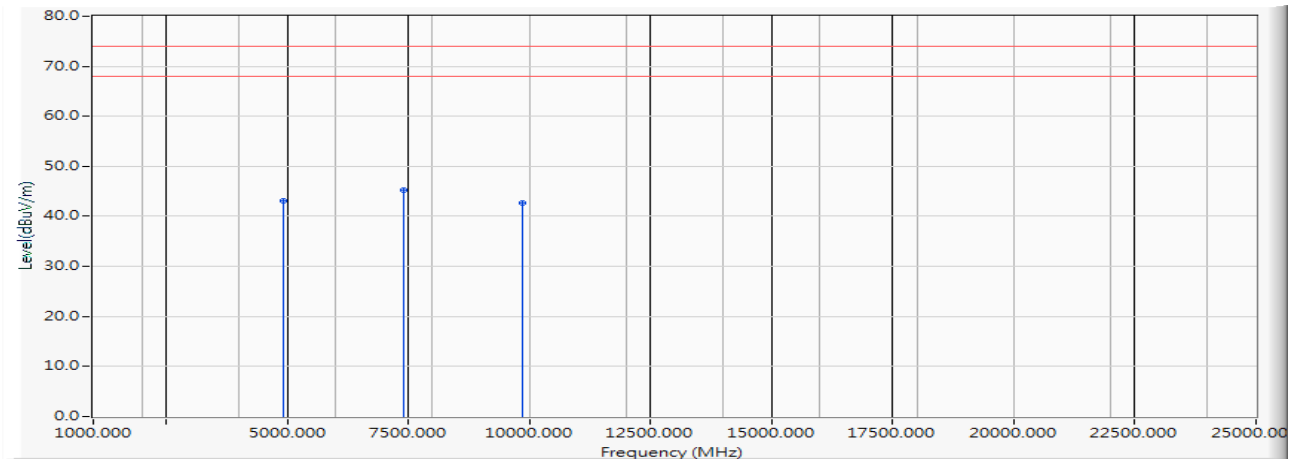
		Frequency (MHz)	Correct Factor (dB)	Reading Level (dBμV)	Measure Level (dBμV/m)	Margin (dB)	Limit (dBμV/m)	Detector Type
1		4934.000	-6.037	48.680	42.643	-31.357	74.000	PEAK
2	*	7401.000	-2.866	46.620	43.754	-30.246	74.000	PEAK
3		9868.000	-0.344	41.880	41.536	-32.464	74.000	PEAK

**Note:**

1. All Readings below 1GHz are Quasi-Peak, above 1GHz are performed with peak and/or average measurements as necessary.
2. Measurement Level = Reading Level + Correct Factor.
3. Correct Factor = Antenna factor + Cable loss – Amplifier gain.
4. The average measurement was not performed when the peak measured data under the limit of average detection.
5. The emission levels of other frequencies are very lower than the limit and not show in test report.

Product : Intel® Wireless-AC 9560  
 Test Item : Harmonic Radiated Emission Data  
 Test Date : 2018/12/25  
 Test Mode : Mode 2 SISO B: Transmit (802.11n-20BW\_7.2Mbps) (2467 MHz)

### Vertical



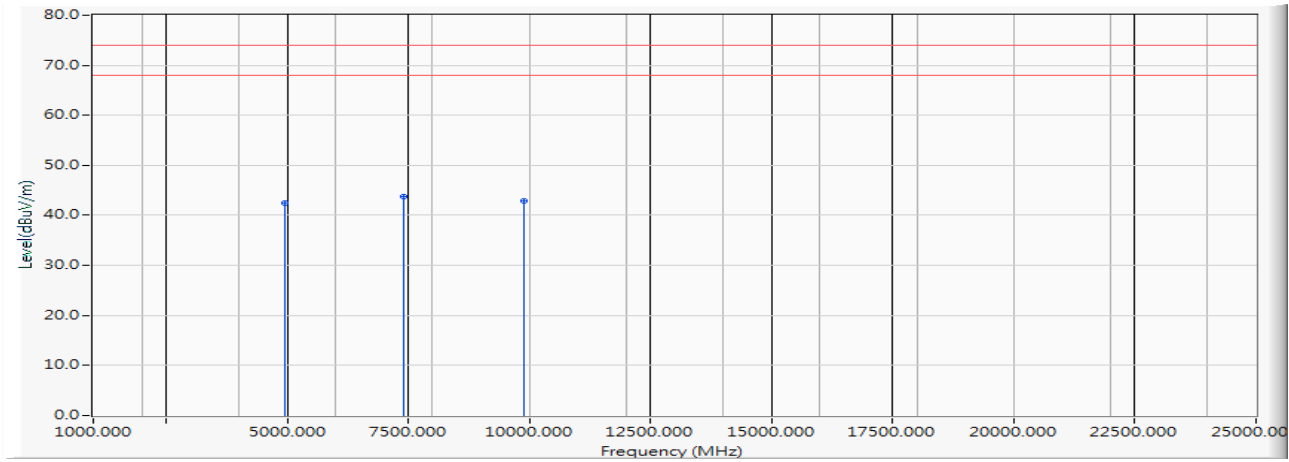
		Frequency (MHz)	Correct Factor (dB)	Reading Level (dBμV)	Measure Level (dBμV/m)	Margin (dB)	Limit (dBμV/m)	Detector Type
1		4934.000	-6.037	49.080	43.043	-30.957	74.000	PEAK
2	*	7401.000	-2.866	48.200	45.334	-28.666	74.000	PEAK
3		9868.000	-0.344	42.980	42.636	-31.364	74.000	PEAK

### Note:

1. All Readings below 1GHz are Quasi-Peak, above 1GHz are performed with peak and/or average measurements as necessary.
2. Measurement Level = Reading Level + Correct Factor.
3. Correct Factor = Antenna factor + Cable loss – Amplifier gain.
4. The average measurement was not performed when the peak measured data under the limit of average detection.
5. The emission levels of other frequencies are very lower than the limit and not show in test report.



Product : Intel® Wireless-AC 9560  
 Test Item : Harmonic Radiated Emission Data  
 Test Date : 2018/12/25  
 Test Mode : Mode 2 SISO B: Transmit (802.11n-20BW\_7.2Mbps) (2472 MHz)

**Horizontal**

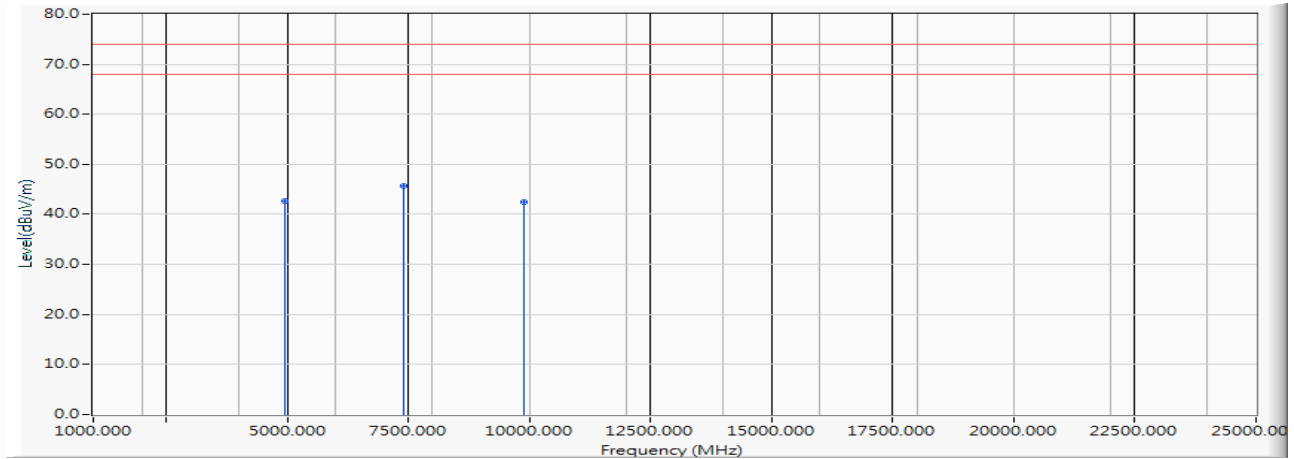
		Frequency (MHz)	Correct Factor (dB)	Reading Level (dBμV)	Measure Level (dBμV/m)	Margin (dB)	Limit (dBμV/m)	Detector Type
1		4944.000	-6.039	48.460	42.421	-31.579	74.000	PEAK
2	*	7416.000	-2.853	46.680	43.828	-30.172	74.000	PEAK
3		9888.000	-0.283	43.150	42.867	-31.133	74.000	PEAK

**Note:**

1. All Readings below 1GHz are Quasi-Peak, above 1GHz are performed with peak and/or average measurements as necessary.
2. Measurement Level = Reading Level + Correct Factor.
3. Correct Factor = Antenna factor + Cable loss – Amplifier gain.
4. The average measurement was not performed when the peak measured data under the limit of average detection.
5. The emission levels of other frequencies are very lower than the limit and not show in test report.

Product : Intel® Wireless-AC 9560  
 Test Item : Harmonic Radiated Emission Data  
 Test Date : 2018/12/25  
 Test Mode : Mode 2 SISO B: Transmit (802.11n-20BW\_7.2Mbps) (2472 MHz)

### Vertical

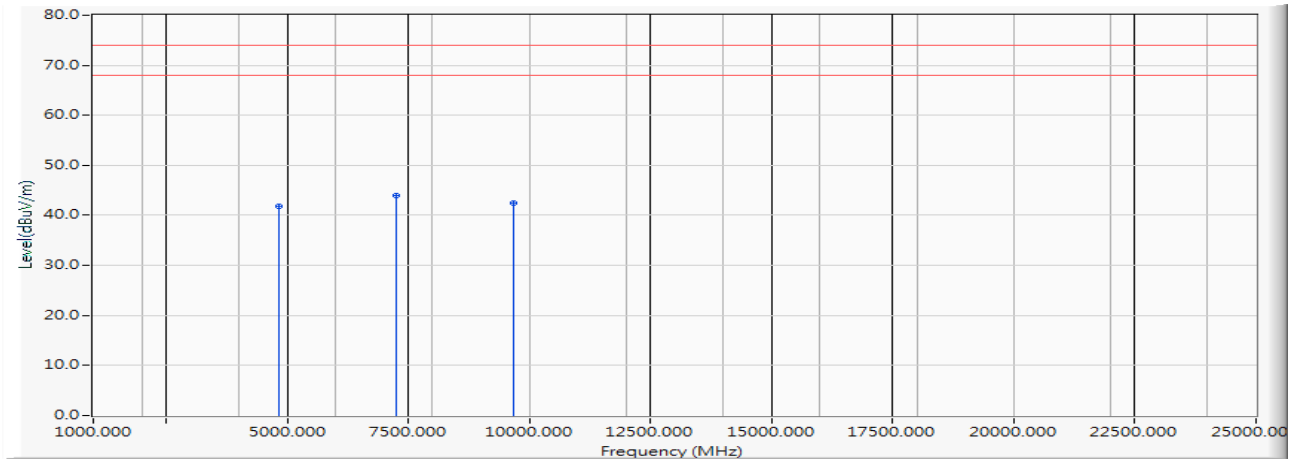


		Frequency (MHz)	Correct Factor (dB)	Reading Level (dBμV)	Measure Level (dBμV/m)	Margin (dB)	Limit (dBμV/m)	Detector Type
1		4944.000	-6.039	48.670	42.631	-31.369	74.000	PEAK
2	*	7416.000	-2.853	48.560	45.708	-28.292	74.000	PEAK
3		9888.000	-0.283	42.680	42.397	-31.603	74.000	PEAK

### Note:

1. All Readings below 1GHz are Quasi-Peak, above 1GHz are performed with peak and/or average measurements as necessary.
2. Measurement Level = Reading Level + Correct Factor.
3. Correct Factor = Antenna factor + Cable loss – Amplifier gain.
4. The average measurement was not performed when the peak measured data under the limit of average detection.
5. The emission levels of other frequencies are very lower than the limit and not show in test report.

Product : Intel® Wireless-AC 9560  
 Test Item : Harmonic Radiated Emission Data  
 Test Date : 2018/12/25  
 Test Mode : Mode 2 SISO B: Transmit (802.11n-40BW\_15Mbps) (2422MHz)

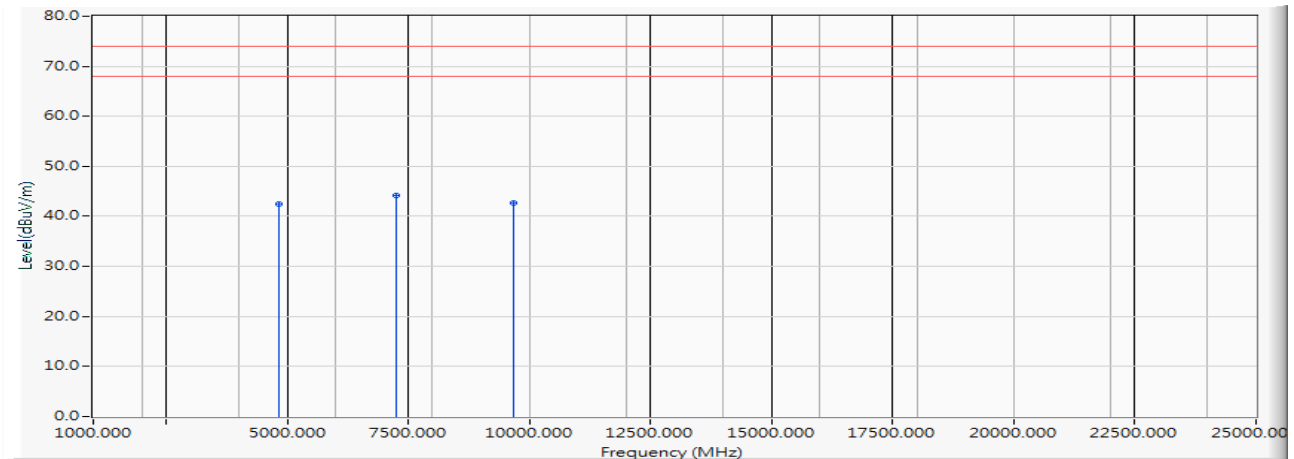
**Horizontal**

		Frequency (MHz)	Correct Factor (dB)	Reading Level (dBμV)	Measure Level (dBμV/m)	Margin (dB)	Limit (dBμV/m)	Detector Type
1		4844.000	-6.075	47.900	41.824	-32.176	74.000	PEAK
2	*	7266.000	-3.025	46.990	43.964	-30.036	74.000	PEAK
3		9688.000	-0.618	42.980	42.363	-31.637	74.000	PEAK

**Note:**

1. All Readings below 1GHz are Quasi-Peak, above 1GHz are performed with peak and/or average measurements as necessary.
2. Measurement Level = Reading Level + Correct Factor.
3. Correct Factor = Antenna factor + Cable loss – Amplifier gain.
4. The average measurement was not performed when the peak measured data under the limit of average detection.
5. The emission levels of other frequencies are very lower than the limit and not show in test report.

Product : Intel® Wireless-AC 9560  
 Test Item : Harmonic Radiated Emission Data  
 Test Date : 2018/12/25  
 Test Mode : Mode 2 SISO B: Transmit (802.11n-40BW\_15Mbps) (2422MHz)

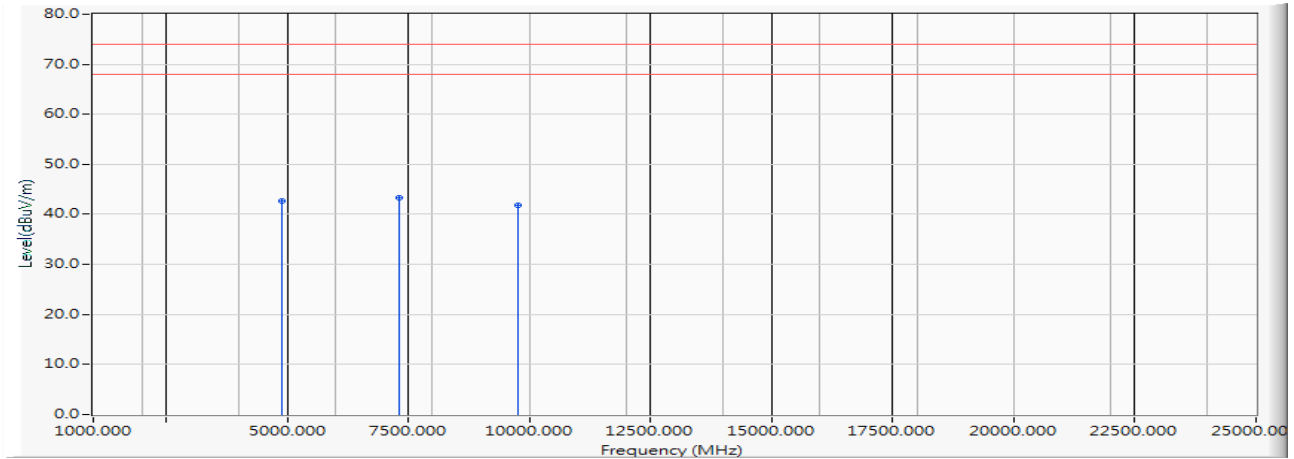
**Vertical**

		Frequency (MHz)	Correct Factor (dB)	Reading Level (dBμV)	Measure Level (dBμV/m)	Margin (dB)	Limit (dBμV/m)	Detector Type
1		4844.000	-6.075	48.500	42.424	-31.576	74.000	PEAK
2	*	7266.000	-3.025	47.200	44.174	-29.826	74.000	PEAK
3		9688.000	-0.618	43.380	42.763	-31.237	74.000	PEAK

**Note:**

1. All Readings below 1GHz are Quasi-Peak, above 1GHz are performed with peak and/or average measurements as necessary.
2. Measurement Level = Reading Level + Correct Factor.
3. Correct Factor = Antenna factor + Cable loss – Amplifier gain.
4. The average measurement was not performed when the peak measured data under the limit of average detection.
5. The emission levels of other frequencies are very lower than the limit and not show in test report.

Product : Intel® Wireless-AC 9560  
 Test Item : Harmonic Radiated Emission Data  
 Test Date : 2018/12/25  
 Test Mode : Mode 2 SISO B: Transmit (802.11n-40BW\_15Mbps) (2442 MHz)

**Horizontal**

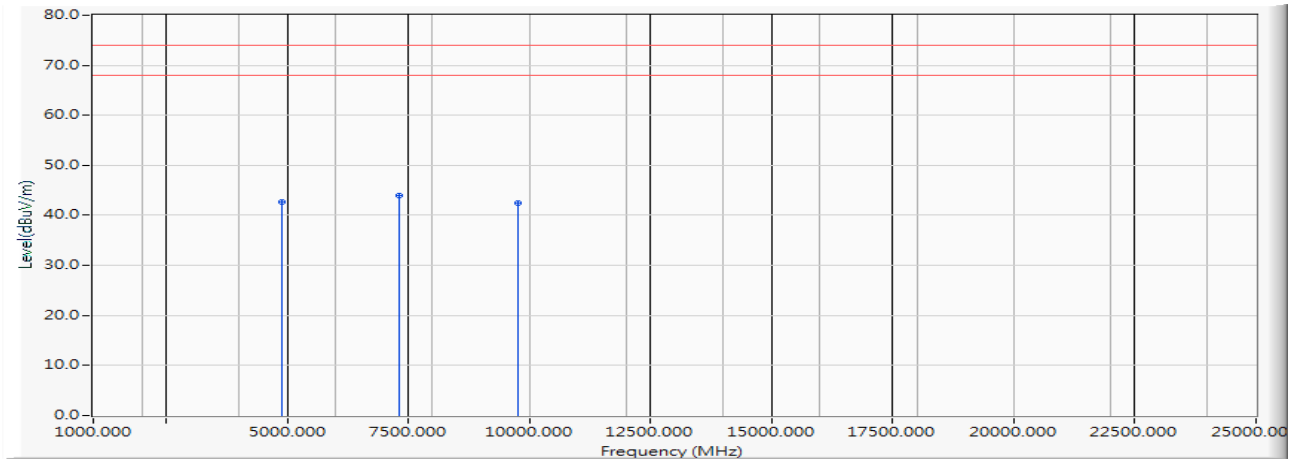
		Frequency (MHz)	Correct Factor (dB)	Reading Level (dBμV)	Measure Level (dBμV/m)	Margin (dB)	Limit (dBμV/m)	Detector Type
1		4884.000	-6.045	48.690	42.644	-31.356	74.000	PEAK
2	*	7326.000	-2.948	46.190	43.242	-30.758	74.000	PEAK
3		9768.000	-0.482	42.390	41.908	-32.092	74.000	PEAK

**Note:**

1. All Readings below 1GHz are Quasi-Peak, above 1GHz are performed with peak and/or average measurements as necessary.
2. Measurement Level = Reading Level + Correct Factor.
3. Correct Factor = Antenna factor + Cable loss – Amplifier gain.
4. The average measurement was not performed when the peak measured data under the limit of average detection.
5. The emission levels of other frequencies are very lower than the limit and not show in test report.

Product : Intel® Wireless-AC 9560  
 Test Item : Harmonic Radiated Emission Data  
 Test Date : 2018/12/25  
 Test Mode : Mode 2 SISO B: Transmit (802.11n-40BW\_15Mbps) (2442 MHz)

### Vertical

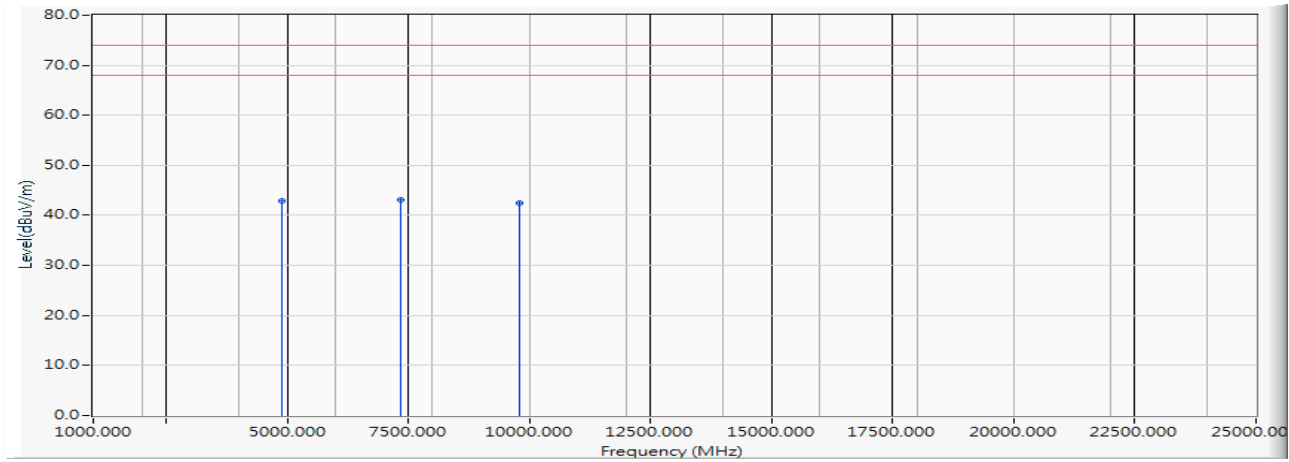


		Frequency (MHz)	Correct Factor (dB)	Reading Level (dBμV)	Measure Level (dBμV/m)	Margin (dB)	Limit (dBμV/m)	Detector Type
1		4884.000	-6.045	48.740	42.694	-31.306	74.000	PEAK
2	*	7326.000	-2.948	46.930	43.982	-30.018	74.000	PEAK
3		9768.000	-0.482	42.850	42.368	-31.632	74.000	PEAK

### Note:

1. All Readings below 1GHz are Quasi-Peak, above 1GHz are performed with peak and/or average measurements as necessary.
2. Measurement Level = Reading Level + Correct Factor.
3. Correct Factor = Antenna factor + Cable loss – Amplifier gain.
4. The average measurement was not performed when the peak measured data under the limit of average detection.
5. The emission levels of other frequencies are very lower than the limit and not show in test report.

Product : Intel® Wireless-AC 9560  
 Test Item : Harmonic Radiated Emission Data  
 Test Date : 2018/12/25  
 Test Mode : Mode 2 SISO B: Transmit (802.11n-40BW\_15Mbps) (2452 MHz)

**Horizontal**

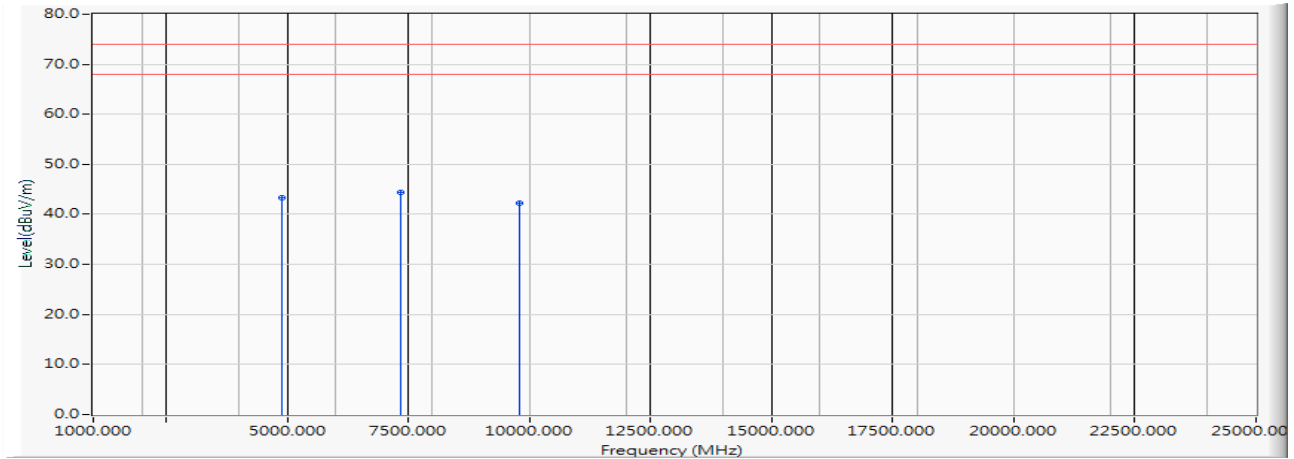
		Frequency (MHz)	Correct Factor (dB)	Reading Level (dBμV)	Measure Level (dBμV/m)	Margin (dB)	Limit (dBμV/m)	Detector Type
1		4904.000	-6.069	48.990	42.921	-31.079	74.000	PEAK
2	*	7356.000	-2.911	45.980	43.070	-30.930	74.000	PEAK
3		9808.000	-0.445	42.820	42.375	-31.625	74.000	PEAK

**Note:**

1. All Readings below 1GHz are Quasi-Peak, above 1GHz are performed with peak and/or average measurements as necessary.
2. Measurement Level = Reading Level + Correct Factor.
3. Correct Factor = Antenna factor + Cable loss – Amplifier gain.
4. The average measurement was not performed when the peak measured data under the limit of average detection.
5. The emission levels of other frequencies are very lower than the limit and not show in test report.

Product : Intel® Wireless-AC 9560  
 Test Item : Harmonic Radiated Emission Data  
 Test Date : 2018/12/25  
 Test Mode : Mode 2 SISO B: Transmit (802.11n-40BW\_15Mbps) (2452 MHz)

### Vertical



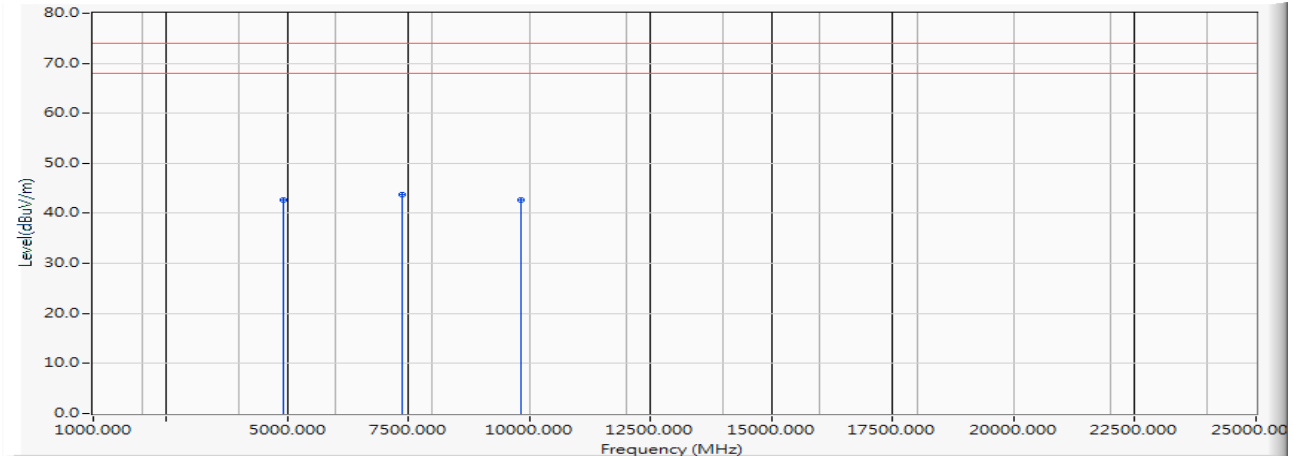
		Frequency (MHz)	Correct Factor (dB)	Reading Level (dBμV)	Measure Level (dBμV/m)	Margin (dB)	Limit (dBμV/m)	Detector Type
1		4904.000	-6.069	49.360	43.291	-30.709	74.000	PEAK
2	*	7356.000	-2.911	47.310	44.400	-29.600	74.000	PEAK
3		9808.000	-0.445	42.660	42.215	-31.785	74.000	PEAK

### Note:

1. All Readings below 1GHz are Quasi-Peak, above 1GHz are performed with peak and/or average measurements as necessary.
2. Measurement Level = Reading Level + Correct Factor.
3. Correct Factor = Antenna factor + Cable loss – Amplifier gain.
4. The average measurement was not performed when the peak measured data under the limit of average detection.
5. The emission levels of other frequencies are very lower than the limit and not show in test report.



Product : Intel® Wireless-AC 9560  
 Test Item : Harmonic Radiated Emission Data  
 Test Date : 2018/12/25  
 Test Mode : Mode 2 SISO B: Transmit (802.11n-40BW\_15Mbps) (2457 MHz)

**Horizontal**

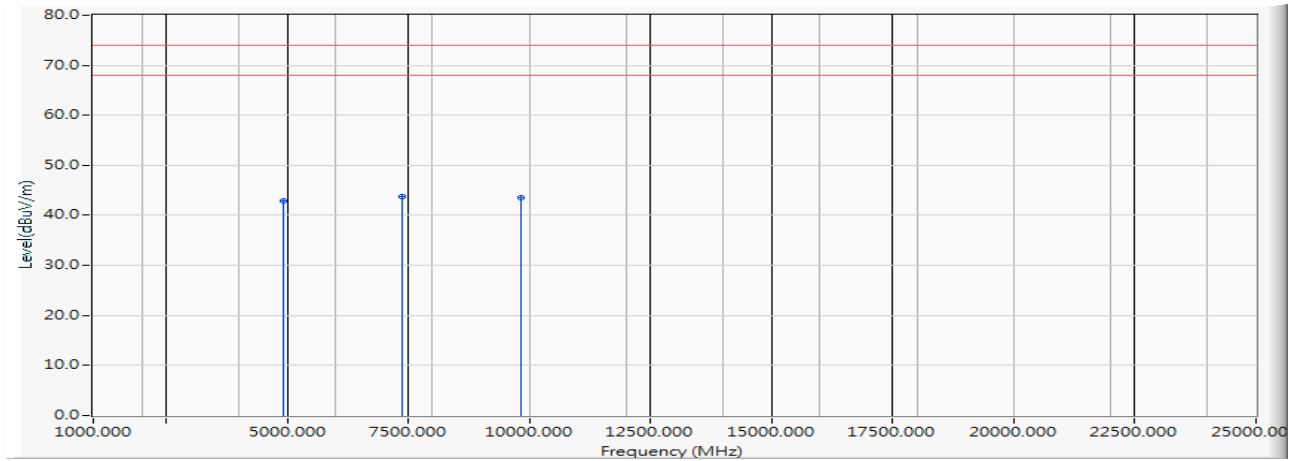
		Frequency (MHz)	Correct Factor (dB)	Reading Level (dBμV)	Measure Level (dBμV/m)	Margin (dB)	Limit (dBμV/m)	Detector Type
1		4914.000	-6.050	48.800	42.750	-31.250	74.000	PEAK
2	*	7371.000	-2.881	46.690	43.808	-30.192	74.000	PEAK
3		9828.000	-0.408	43.050	42.642	-31.358	74.000	PEAK

**Note:**

1. All Readings below 1GHz are Quasi-Peak, above 1GHz are performed with peak and/or average measurements as necessary.
2. Measurement Level = Reading Level + Correct Factor.
3. Correct Factor = Antenna factor + Cable loss – Amplifier gain.
4. The average measurement was not performed when the peak measured data under the limit of average detection.
5. The emission levels of other frequencies are very lower than the limit and not show in test report.

Product : Intel® Wireless-AC 9560  
 Test Item : Harmonic Radiated Emission Data  
 Test Date : 2018/12/25  
 Test Mode : Mode 2 SISO B: Transmit (802.11n-40BW\_15Mbps) (2457 MHz)

### Vertical



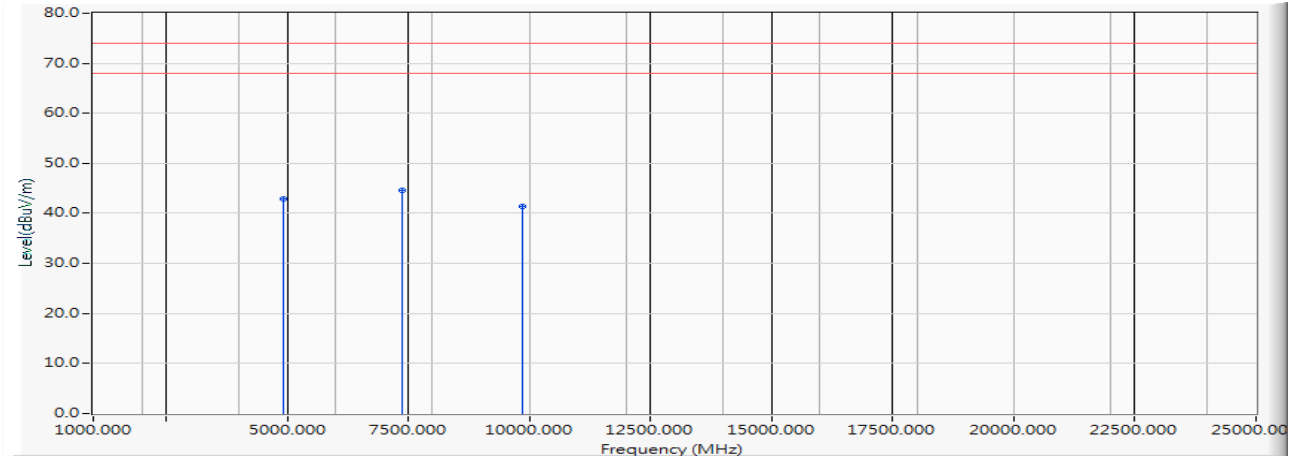
		Frequency (MHz)	Correct Factor (dB)	Reading Level (dBμV)	Measure Level (dBμV/m)	Margin (dB)	Limit (dBμV/m)	Detector Type
1		4914.000	-6.050	49.010	42.960	-31.040	74.000	PEAK
2	*	7371.000	-2.881	46.580	43.698	-30.302	74.000	PEAK
3		9828.000	-0.408	44.040	43.632	-30.368	74.000	PEAK

### Note:

1. All Readings below 1GHz are Quasi-Peak, above 1GHz are performed with peak and/or average measurements as necessary.
2. Measurement Level = Reading Level + Correct Factor.
3. Correct Factor = Antenna factor + Cable loss – Amplifier gain.
4. The average measurement was not performed when the peak measured data under the limit of average detection.
5. The emission levels of other frequencies are very lower than the limit and not show in test report.

Product : Intel® Wireless-AC 9560  
 Test Item : Harmonic Radiated Emission Data  
 Test Date : 2018/12/25  
 Test Mode : Mode 2 SISO B: Transmit (802.11n-40BW\_15Mbps) (2462 MHz)

### Horizontal



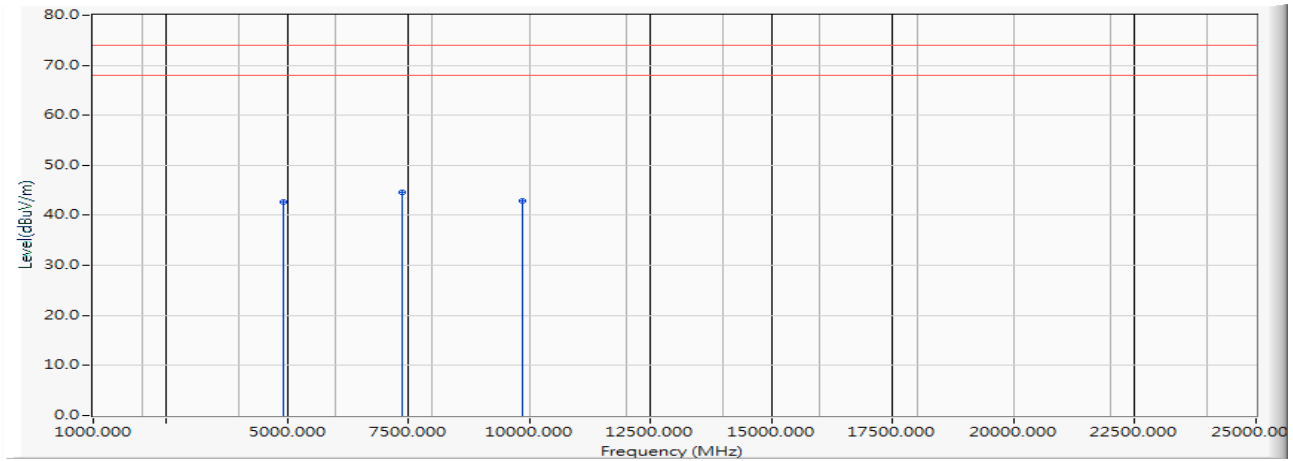
		Frequency (MHz)	Correct Factor (dB)	Reading Level (dBμV)	Measure Level (dBμV/m)	Margin (dB)	Limit (dBμV/m)	Detector Type
1		4924.000	-6.041	49.020	42.980	-31.020	74.000	PEAK
2	*	7386.000	-2.861	47.450	44.588	-29.412	74.000	PEAK
3		9848.000	-0.399	41.730	41.331	-32.669	74.000	PEAK

### Note:

1. All Readings below 1GHz are Quasi-Peak, above 1GHz are performed with peak and/or average measurements as necessary.
2. Measurement Level = Reading Level + Correct Factor.
3. Correct Factor = Antenna factor + Cable loss – Amplifier gain.
4. The average measurement was not performed when the peak measured data under the limit of average detection.
5. The emission levels of other frequencies are very lower than the limit and not show in test report.

Product : Intel® Wireless-AC 9560  
 Test Item : Harmonic Radiated Emission Data  
 Test Date : 2018/12/25  
 Test Mode : Mode 2 SISO B: Transmit (802.11n-40BW\_15Mbps) (2462 MHz)

### Vertical

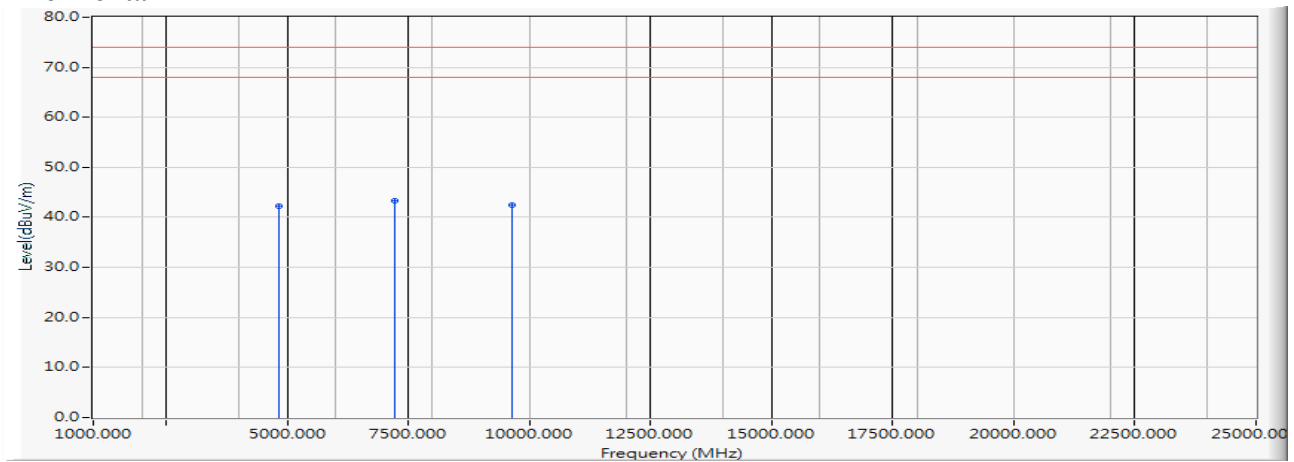


		Frequency (MHz)	Correct Factor (dB)	Reading Level (dBμV)	Measure Level (dBμV/m)	Margin (dB)	Limit (dBμV/m)	Detector Type
1		4924.000	-6.041	48.740	42.700	-31.300	74.000	PEAK
2	*	7386.000	-2.861	47.390	44.528	-29.472	74.000	PEAK
3		9848.000	-0.399	43.310	42.911	-31.089	74.000	PEAK

### Note:

1. All Readings below 1GHz are Quasi-Peak, above 1GHz are performed with peak and/or average measurements as necessary.
2. Measurement Level = Reading Level + Correct Factor.
3. Correct Factor = Antenna factor + Cable loss – Amplifier gain.
4. The average measurement was not performed when the peak measured data under the limit of average detection.
5. The emission levels of other frequencies are very lower than the limit and not show in test report.

Product : Intel® Wireless-AC 9560  
 Test Item : Harmonic Radiated Emission Data  
 Test Date : 2018/12/25  
 Test Mode : Mode 3 MIMO: Transmit (802.11n-20BW\_14.4Mbps) (2412MHz)

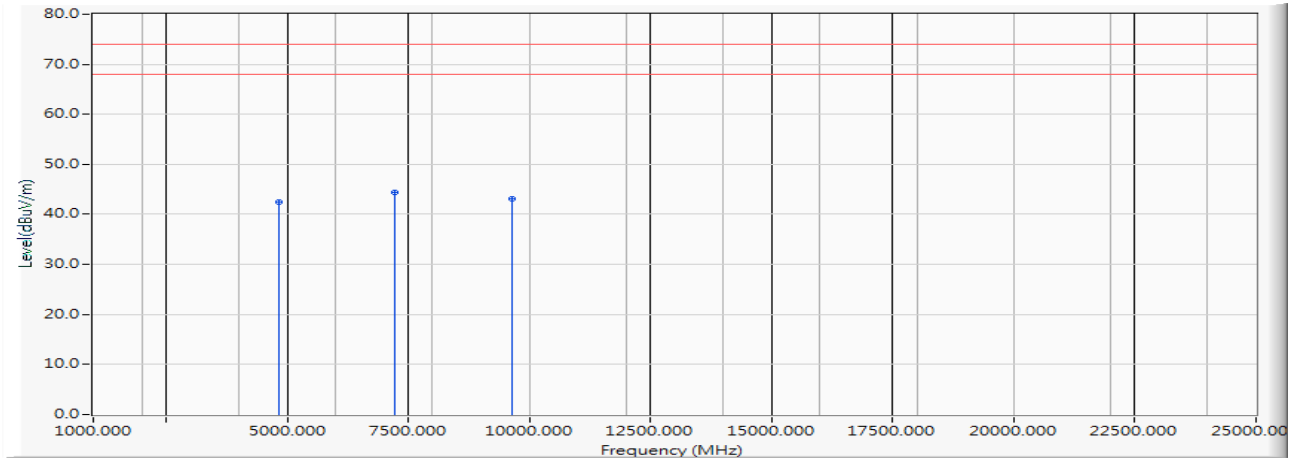
**Horizontal**

		Frequency (MHz)	Correct Factor (dB)	Reading Level (dBμV)	Measure Level (dBμV/m)	Margin (dB)	Limit (dBμV/m)	Detector Type
1		4824.000	-6.086	48.360	42.275	-31.725	74.000	PEAK
2	*	7236.000	-3.033	46.260	43.227	-30.773	74.000	PEAK
3		9648.000	-0.680	43.190	42.510	-31.490	74.000	PEAK

**Note:**

1. All Readings below 1GHz are Quasi-Peak, above 1GHz are performed with peak and/or average measurements as necessary.
2. Measurement Level = Reading Level + Correct Factor.
3. Correct Factor = Antenna factor + Cable loss – Amplifier gain.
4. The average measurement was not performed when the peak measured data under the limit of average detection.
5. The emission levels of other frequencies are very lower than the limit and not show in test report.

Product : Intel® Wireless-AC 9560  
 Test Item : Harmonic Radiated Emission Data  
 Test Date : 2018/12/25  
 Test Mode : Mode 3 MIMO: Transmit (802.11n-20BW\_14.4Mbps) (2412MHz)

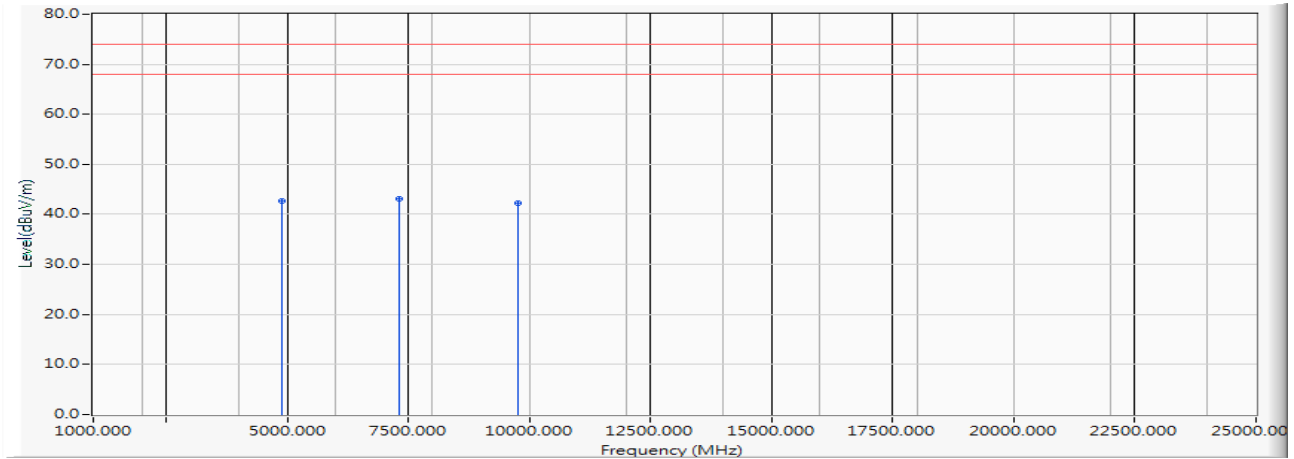
**Vertical**

		Frequency (MHz)	Correct Factor (dB)	Reading Level (dBμV)	Measure Level (dBμV/m)	Margin (dB)	Limit (dBμV/m)	Detector Type
1		4824.000	-6.086	48.460	42.375	-31.625	74.000	PEAK
2	*	7236.000	-3.033	47.520	44.487	-29.513	74.000	PEAK
3		9648.000	-0.680	43.750	43.070	-30.930	74.000	PEAK

**Note:**

1. All Readings below 1GHz are Quasi-Peak, above 1GHz are performed with peak and/or average measurements as necessary.
2. Measurement Level = Reading Level + Correct Factor.
3. Correct Factor = Antenna factor + Cable loss – Amplifier gain.
4. The average measurement was not performed when the peak measured data under the limit of average detection.
5. The emission levels of other frequencies are very lower than the limit and not show in test report.

Product : Intel® Wireless-AC 9560  
 Test Item : Harmonic Radiated Emission Data  
 Test Date : 2018/12/25  
 Test Mode : Mode 3 MIMO: Transmit (802.11n-20BW\_14.4Mbps) (2442 MHz)

**Horizontal**

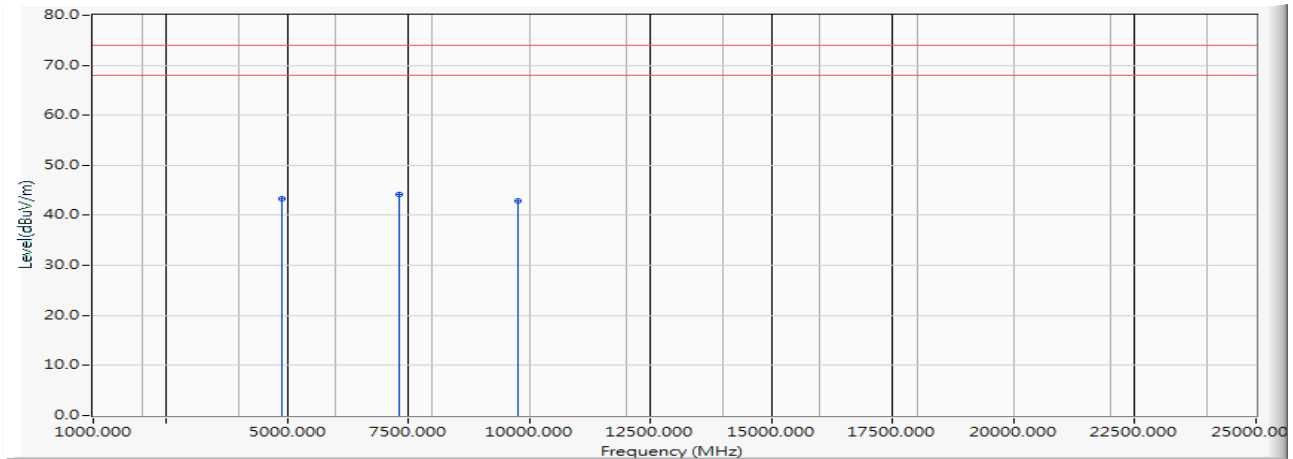
		Frequency (MHz)	Correct Factor (dB)	Reading Level (dBμV)	Measure Level (dBμV/m)	Margin (dB)	Limit (dBμV/m)	Detector Type
1		4884.000	-6.045	48.700	42.654	-31.346	74.000	PEAK
2	*	7326.000	-2.948	45.960	43.012	-30.988	74.000	PEAK
3		9768.000	-0.482	42.630	42.148	-31.852	74.000	PEAK

**Note:**

1. All Readings below 1GHz are Quasi-Peak, above 1GHz are performed with peak and/or average measurements as necessary.
2. Measurement Level = Reading Level + Correct Factor.
3. Correct Factor = Antenna factor + Cable loss – Amplifier gain.
4. The average measurement was not performed when the peak measured data under the limit of average detection.
5. The emission levels of other frequencies are very lower than the limit and not show in test report.

Product : Intel® Wireless-AC 9560  
 Test Item : Harmonic Radiated Emission Data  
 Test Date : 2018/12/25  
 Test Mode : Mode 3 MIMO: Transmit (802.11n-20BW\_14.4Mbps) (2442 MHz)

### Vertical



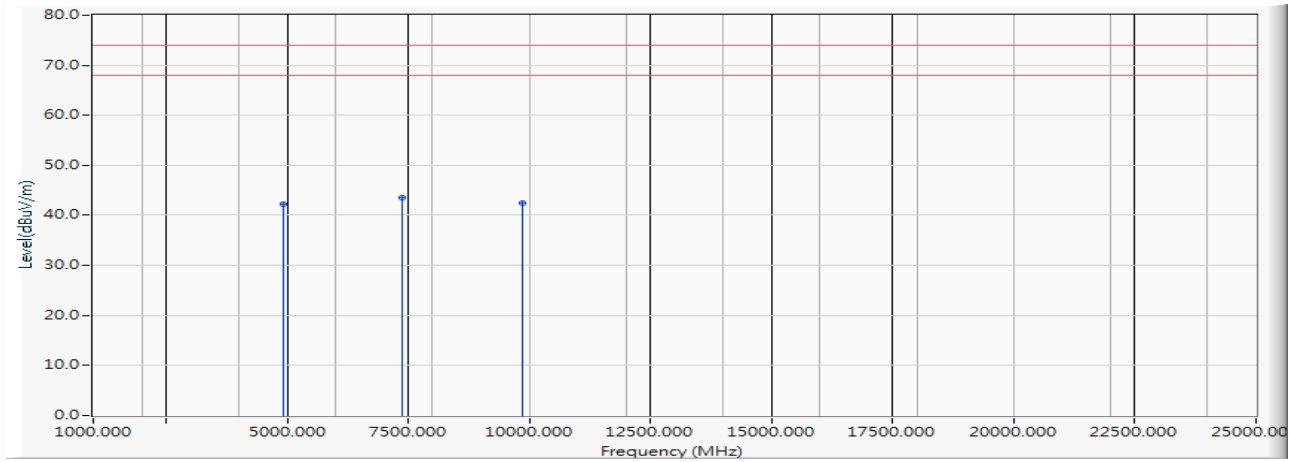
		Frequency (MHz)	Correct Factor (dB)	Reading Level (dBμV)	Measure Level (dBμV/m)	Margin (dB)	Limit (dBμV/m)	Detector Type
1		4884.000	-6.045	49.380	43.334	-30.666	74.000	PEAK
2	*	7326.000	-2.948	47.160	44.212	-29.788	74.000	PEAK
3		9768.000	-0.482	43.370	42.888	-31.112	74.000	PEAK

### Note:

1. All Readings below 1GHz are Quasi-Peak, above 1GHz are performed with peak and/or average measurements as necessary.
2. Measurement Level = Reading Level + Correct Factor.
3. Correct Factor = Antenna factor + Cable loss – Amplifier gain.
4. The average measurement was not performed when the peak measured data under the limit of average detection.
5. The emission levels of other frequencies are very lower than the limit and not show in test report.



Product : Intel® Wireless-AC 9560  
 Test Item : Harmonic Radiated Emission Data  
 Test Date : 2018/12/25  
 Test Mode : Mode 3 MIMO: Transmit (802.11n-20BW\_14.4Mbps) (2462 MHz)

**Horizontal**

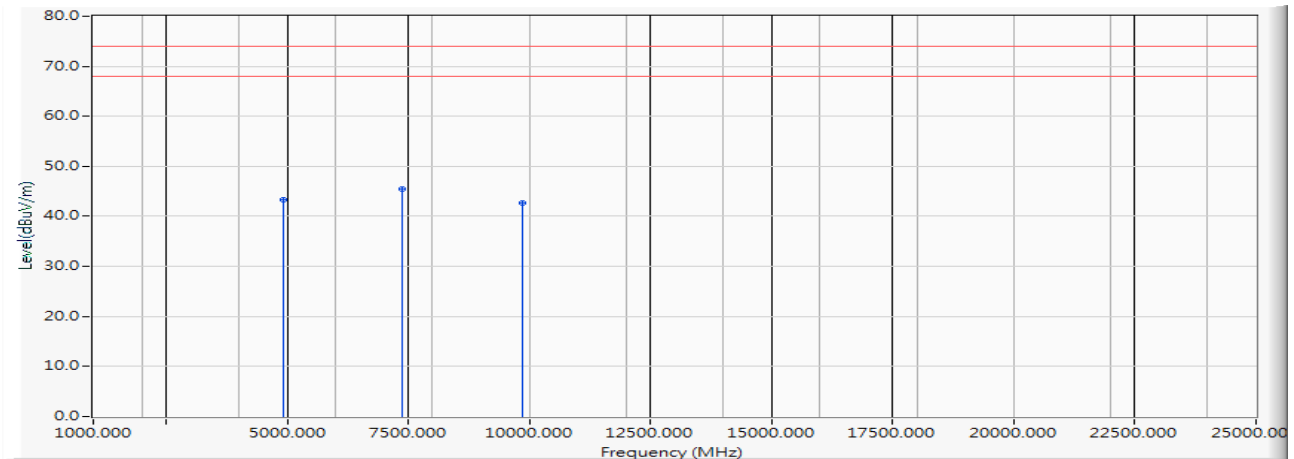
		Frequency (MHz)	Correct Factor (dB)	Reading Level (dBμV)	Measure Level (dBμV/m)	Margin (dB)	Limit (dBμV/m)	Detector Type
1		4924.000	-6.041	48.350	42.310	-31.690	74.000	PEAK
2	*	7386.000	-2.861	46.430	43.568	-30.432	74.000	PEAK
3		9848.000	-0.399	42.810	42.411	-31.589	74.000	PEAK

**Note:**

1. All Readings below 1GHz are Quasi-Peak, above 1GHz are performed with peak and/or average measurements as necessary.
2. Measurement Level = Reading Level + Correct Factor.
3. Correct Factor = Antenna factor + Cable loss – Amplifier gain.
4. The average measurement was not performed when the peak measured data under the limit of average detection.
5. The emission levels of other frequencies are very lower than the limit and not show in test report.

Product : Intel® Wireless-AC 9560  
 Test Item : Harmonic Radiated Emission Data  
 Test Date : 2018/12/25  
 Test Mode : Mode 3 MIMO: Transmit (802.11n-20BW\_14.4Mbps) (2462 MHz)

### Vertical

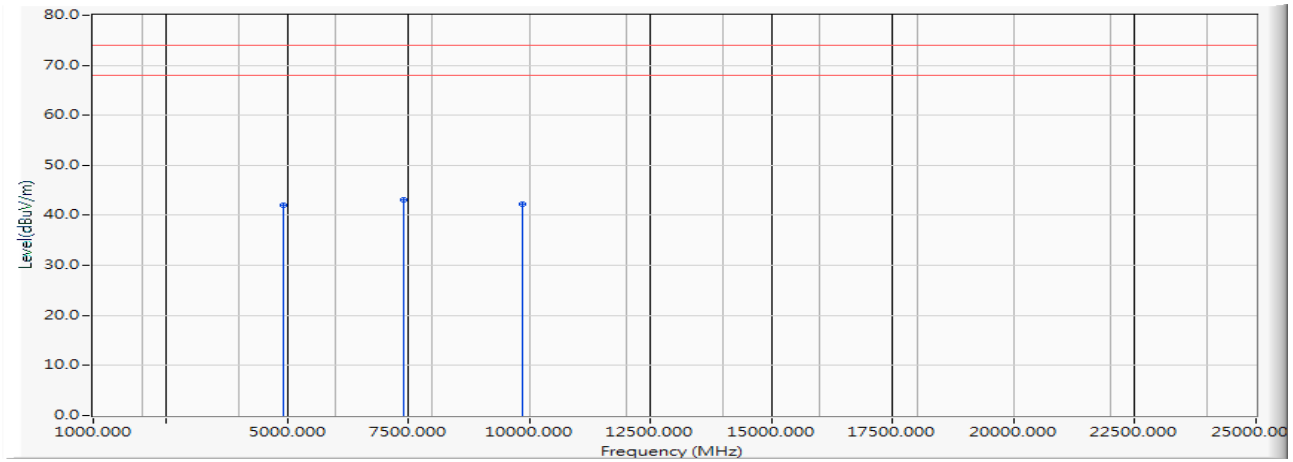


		Frequency (MHz)	Correct Factor (dB)	Reading Level (dBμV)	Measure Level (dBμV/m)	Margin (dB)	Limit (dBμV/m)	Detector Type
1		4924.000	-6.041	49.310	43.270	-30.730	74.000	PEAK
2	*	7386.000	-2.861	48.360	45.498	-28.502	74.000	PEAK
3		9848.000	-0.399	43.020	42.621	-31.379	74.000	PEAK

### Note:

1. All Readings below 1GHz are Quasi-Peak, above 1GHz are performed with peak and/or average measurements as necessary.
2. Measurement Level = Reading Level + Correct Factor.
3. Correct Factor = Antenna factor + Cable loss – Amplifier gain.
4. The average measurement was not performed when the peak measured data under the limit of average detection.
5. The emission levels of other frequencies are very lower than the limit and not show in test report.

Product : Intel® Wireless-AC 9560  
 Test Item : Harmonic Radiated Emission Data  
 Test Date : 2018/12/25  
 Test Mode : Mode 3 MIMO: Transmit (802.11n-20BW\_14.4Mbps) (2467 MHz)

**Horizontal**

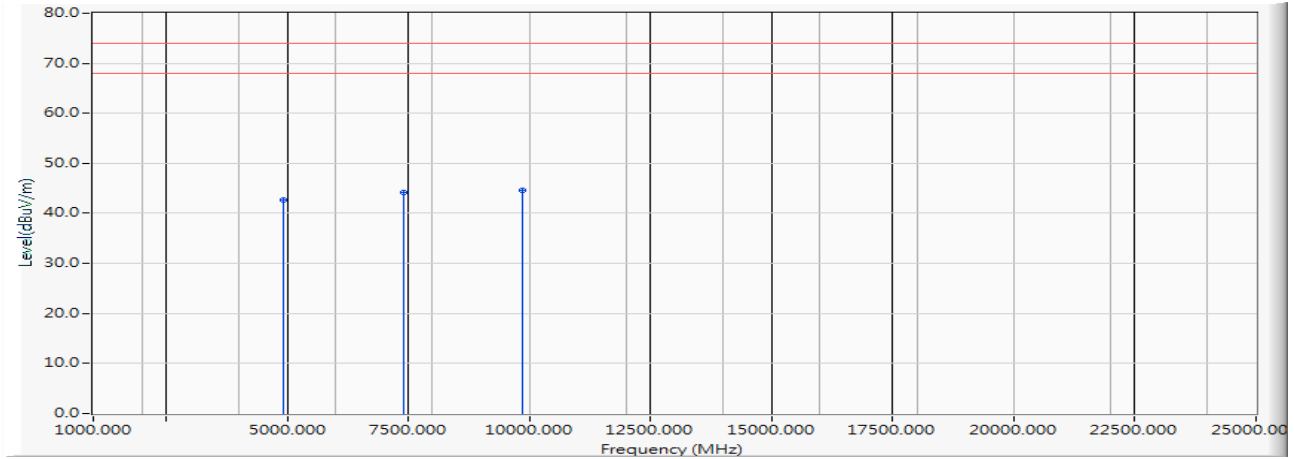
		Frequency (MHz)	Correct Factor (dB)	Reading Level (dBμV)	Measure Level (dBμV/m)	Margin (dB)	Limit (dBμV/m)	Detector Type
1		4934.000	-6.037	48.170	42.133	-31.867	74.000	PEAK
2	*	7401.000	-2.866	46.060	43.194	-30.806	74.000	PEAK
3		9868.000	-0.344	42.550	42.206	-31.794	74.000	PEAK

**Note:**

1. All Readings below 1GHz are Quasi-Peak, above 1GHz are performed with peak and/or average measurements as necessary.
2. Measurement Level = Reading Level + Correct Factor.
3. Correct Factor = Antenna factor + Cable loss – Amplifier gain.
4. The average measurement was not performed when the peak measured data under the limit of average detection.
5. The emission levels of other frequencies are very lower than the limit and not show in test report.

Product : Intel® Wireless-AC 9560  
 Test Item : Harmonic Radiated Emission Data  
 Test Date : 2018/12/25  
 Test Mode : Mode 3 MIMO: Transmit (802.11n-20BW\_14.4Mbps) (2467 MHz)

### Vertical

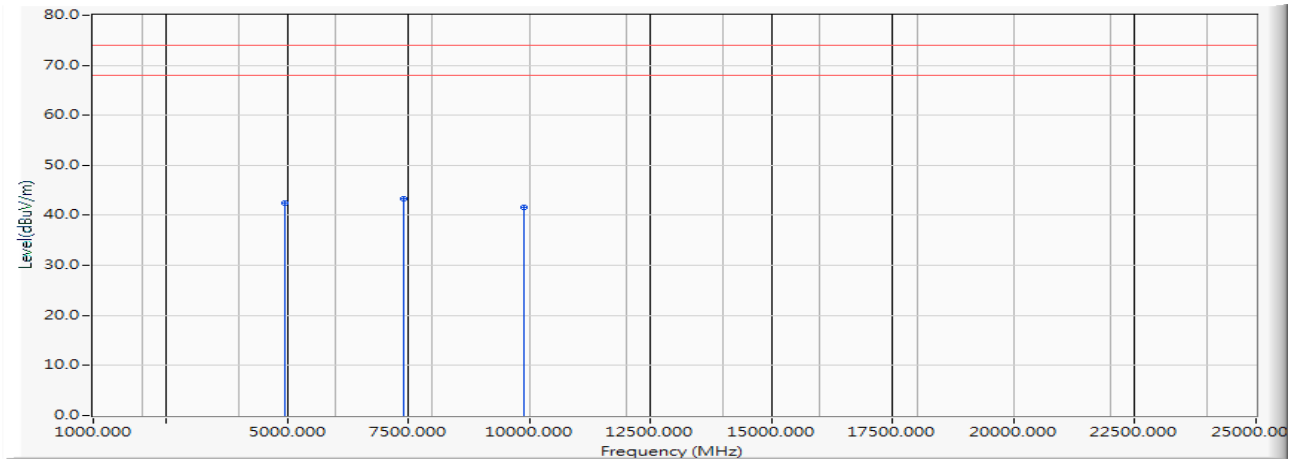


		Frequency (MHz)	Correct Factor (dB)	Reading Level (dBμV)	Measure Level (dBμV/m)	Margin (dB)	Limit (dBμV/m)	Detector Type
1		4934.000	-6.037	48.820	42.783	-31.217	74.000	PEAK
2		7401.000	-2.866	47.140	44.274	-29.726	74.000	PEAK
3	*	9868.000	-0.344	44.850	44.506	-29.494	74.000	PEAK

### Note:

1. All Readings below 1GHz are Quasi-Peak, above 1GHz are performed with peak and/or average measurements as necessary.
2. Measurement Level = Reading Level + Correct Factor.
3. Correct Factor = Antenna factor + Cable loss – Amplifier gain.
4. The average measurement was not performed when the peak measured data under the limit of average detection.
5. The emission levels of other frequencies are very lower than the limit and not show in test report.

Product : Intel® Wireless-AC 9560  
 Test Item : Harmonic Radiated Emission Data  
 Test Date : 2018/12/25  
 Test Mode : Mode 3 MIMO: Transmit (802.11n-20BW\_14.4Mbps) (2472 MHz)

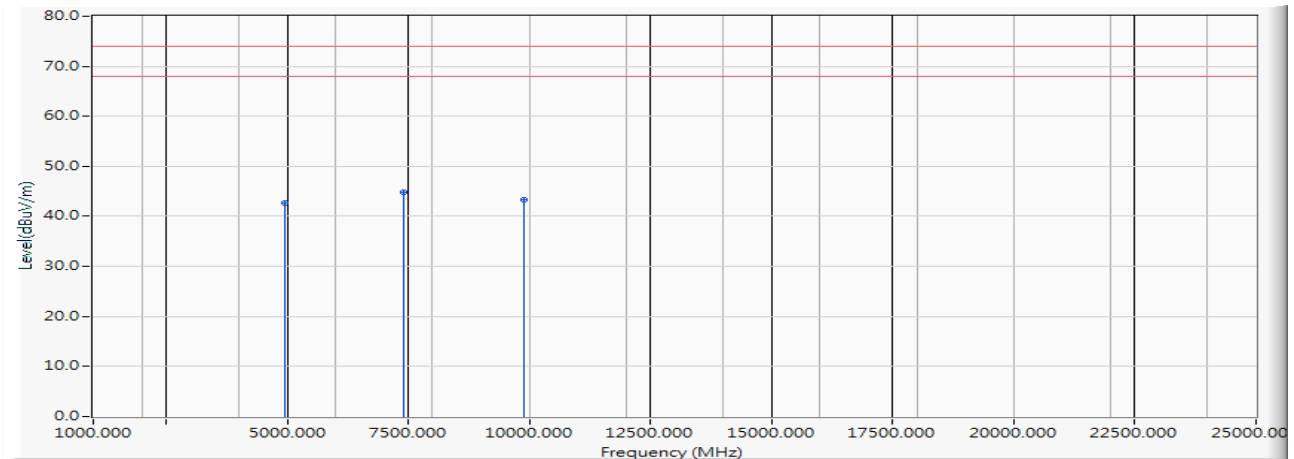
**Horizontal**

		Frequency (MHz)	Correct Factor (dB)	Reading Level (dBμV)	Measure Level (dBμV/m)	Margin (dB)	Limit (dBμV/m)	Detector Type
1		4944.000	-6.039	48.570	42.531	-31.469	74.000	PEAK
2	*	7416.000	-2.853	46.180	43.328	-30.672	74.000	PEAK
3		9888.000	-0.283	41.850	41.567	-32.433	74.000	PEAK

**Note:**

1. All Readings below 1GHz are Quasi-Peak, above 1GHz are performed with peak and/or average measurements as necessary.
2. Measurement Level = Reading Level + Correct Factor.
3. Correct Factor = Antenna factor + Cable loss – Amplifier gain.
4. The average measurement was not performed when the peak measured data under the limit of average detection.
5. The emission levels of other frequencies are very lower than the limit and not show in test report.

Product : Intel® Wireless-AC 9560  
 Test Item : Harmonic Radiated Emission Data  
 Test Date : 2018/12/25  
 Test Mode : Mode 3 MIMO: Transmit (802.11n-20BW\_14.4Mbps) (2472 MHz)

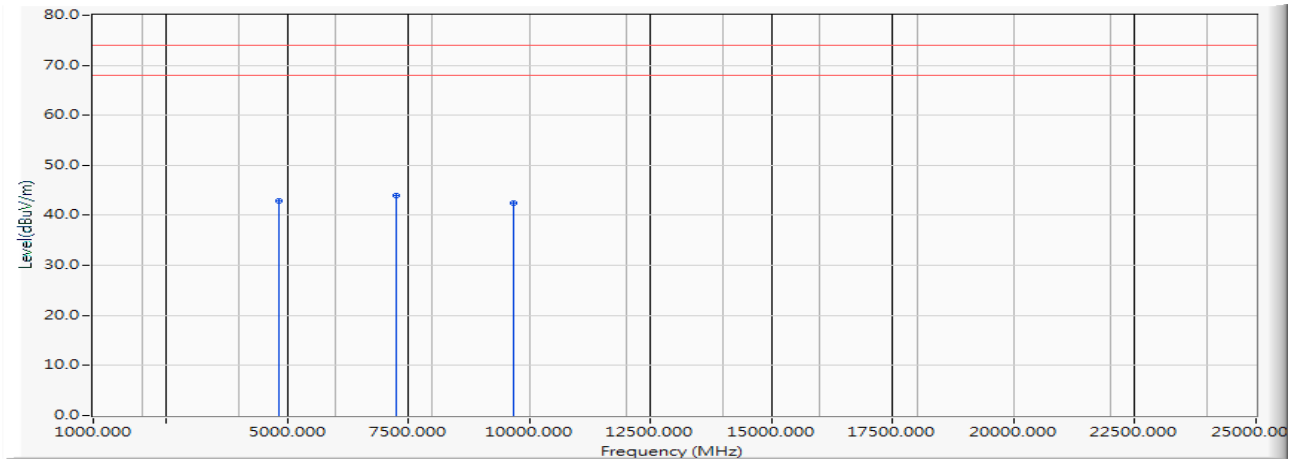
**Vertical**

		Frequency (MHz)	Correct Factor (dB)	Reading Level (dBμV)	Measure Level (dBμV/m)	Margin (dB)	Limit (dBμV/m)	Detector Type
1		4944.000	-6.039	48.800	42.761	-31.239	74.000	PEAK
2	*	7416.000	-2.853	47.690	44.838	-29.162	74.000	PEAK
3		9888.000	-0.283	43.700	43.417	-30.583	74.000	PEAK

**Note:**

1. All Readings below 1GHz are Quasi-Peak, above 1GHz are performed with peak and/or average measurements as necessary.
2. Measurement Level = Reading Level + Correct Factor.
3. Correct Factor = Antenna factor + Cable loss – Amplifier gain.
4. The average measurement was not performed when the peak measured data under the limit of average detection.
5. The emission levels of other frequencies are very lower than the limit and not show in test report.

Product : Intel® Wireless-AC 9560  
 Test Item : Harmonic Radiated Emission Data  
 Test Date : 2018/12/25  
 Test Mode : Mode 3 MIMO: Transmit (802.11n-40BW\_30Mbps) (2422MHz)

**Horizontal**

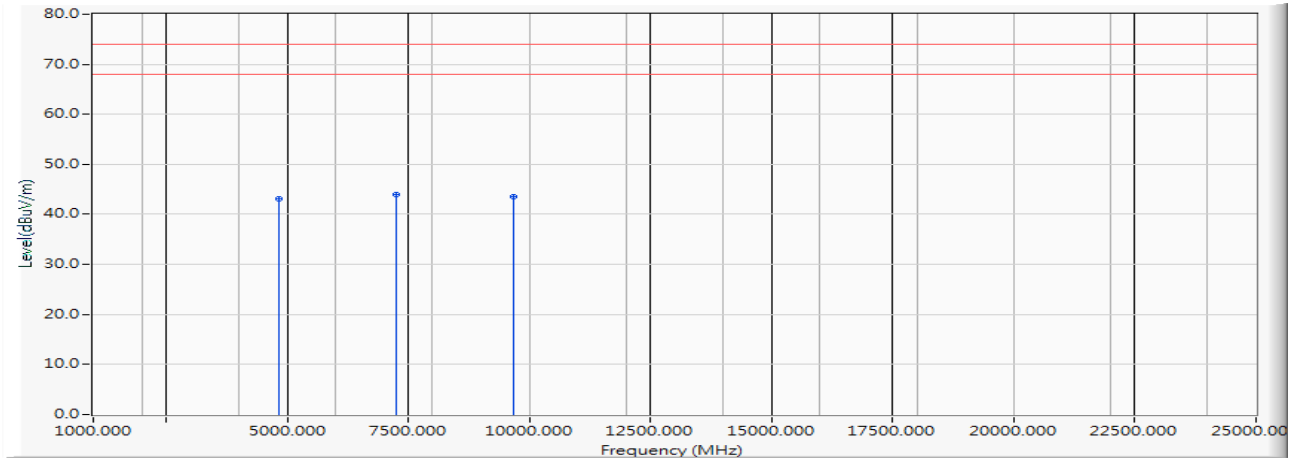
		Frequency (MHz)	Correct Factor (dB)	Reading Level (dBμV)	Measure Level (dBμV/m)	Margin (dB)	Limit (dBμV/m)	Detector Type
1		4844.000	-6.075	48.960	42.884	-31.116	74.000	PEAK
2	*	7266.000	-3.025	46.980	43.954	-30.046	74.000	PEAK
3		9688.000	-0.618	43.110	42.493	-31.507	74.000	PEAK

**Note:**

1. All Readings below 1GHz are Quasi-Peak, above 1GHz are performed with peak and/or average measurements as necessary.
2. Measurement Level = Reading Level + Correct Factor.
3. Correct Factor = Antenna factor + Cable loss – Amplifier gain.
4. The average measurement was not performed when the peak measured data under the limit of average detection.
5. The emission levels of other frequencies are very lower than the limit and not show in test report.

Product : Intel® Wireless-AC 9560  
 Test Item : Harmonic Radiated Emission Data  
 Test Date : 2018/12/25  
 Test Mode : Mode 3 MIMO: Transmit (802.11n-40BW\_30Mbps) (2422MHz)

### Vertical



		Frequency (MHz)	Correct Factor (dB)	Reading Level (dBμV)	Measure Level (dBμV/m)	Margin (dB)	Limit (dBμV/m)	Detector Type
1		4844.000	-6.075	49.160	43.084	-30.916	74.000	PEAK
2	*	7266.000	-3.025	47.020	43.994	-30.006	74.000	PEAK
3		9688.000	-0.618	44.250	43.633	-30.367	74.000	PEAK

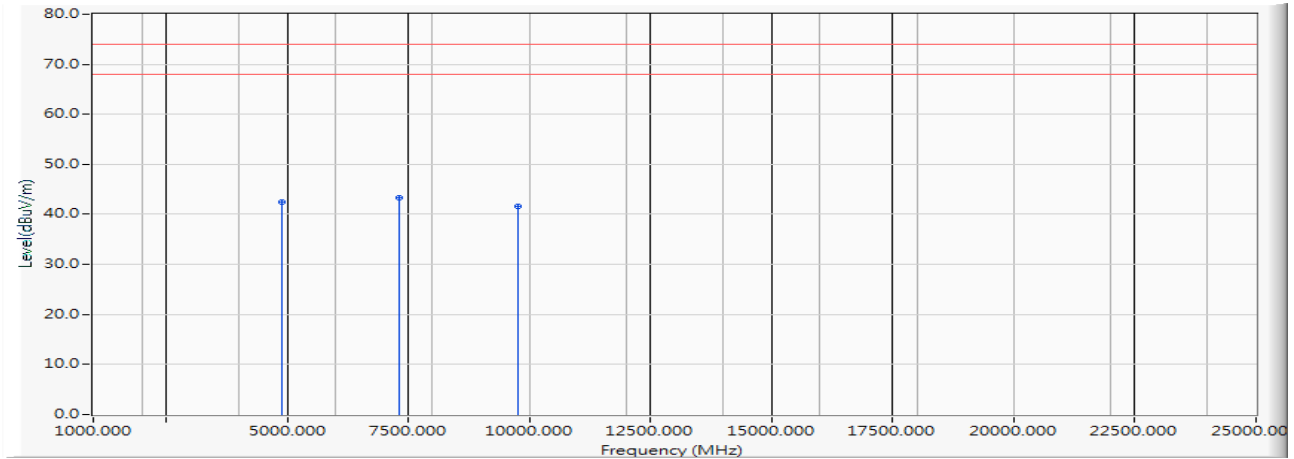
### Note:

1. All Readings below 1GHz are Quasi-Peak, above 1GHz are performed with peak and/or average measurements as necessary.
2. Measurement Level = Reading Level + Correct Factor.
3. Correct Factor = Antenna factor + Cable loss – Amplifier gain.
4. The average measurement was not performed when the peak measured data under the limit of average detection.
5. The emission levels of other frequencies are very lower than the limit and not show in test report.



Product : Intel® Wireless-AC 9560  
 Test Item : Harmonic Radiated Emission Data  
 Test Date : 2018/12/25  
 Test Mode : Mode 3 MIMO: Transmit (802.11n-40BW\_30Mbps) (2442 MHz)

### Horizontal



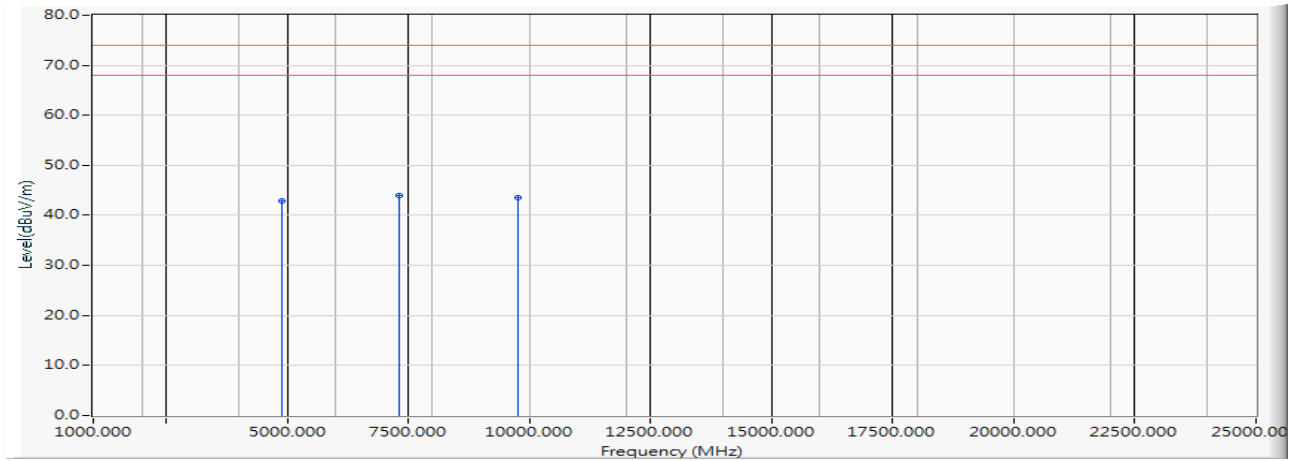
		Frequency (MHz)	Correct Factor (dB)	Reading Level (dBμV)	Measure Level (dBμV/m)	Margin (dB)	Limit (dBμV/m)	Detector Type
1		4884.000	-6.045	48.420	42.374	-31.626	74.000	PEAK
2	*	7326.000	-2.948	46.360	43.412	-30.588	74.000	PEAK
3		9768.000	-0.482	42.140	41.658	-32.342	74.000	PEAK

### Note:

1. All Readings below 1GHz are Quasi-Peak, above 1GHz are performed with peak and/or average measurements as necessary.
2. Measurement Level = Reading Level + Correct Factor.
3. Correct Factor = Antenna factor + Cable loss – Amplifier gain.
4. The average measurement was not performed when the peak measured data under the limit of average detection.
5. The emission levels of other frequencies are very lower than the limit and not show in test report.

Product : Intel® Wireless-AC 9560  
 Test Item : Harmonic Radiated Emission Data  
 Test Date : 2018/12/25  
 Test Mode : Mode 3 MIMO: Transmit (802.11n-40BW\_30Mbps) (2442 MHz)

### Vertical

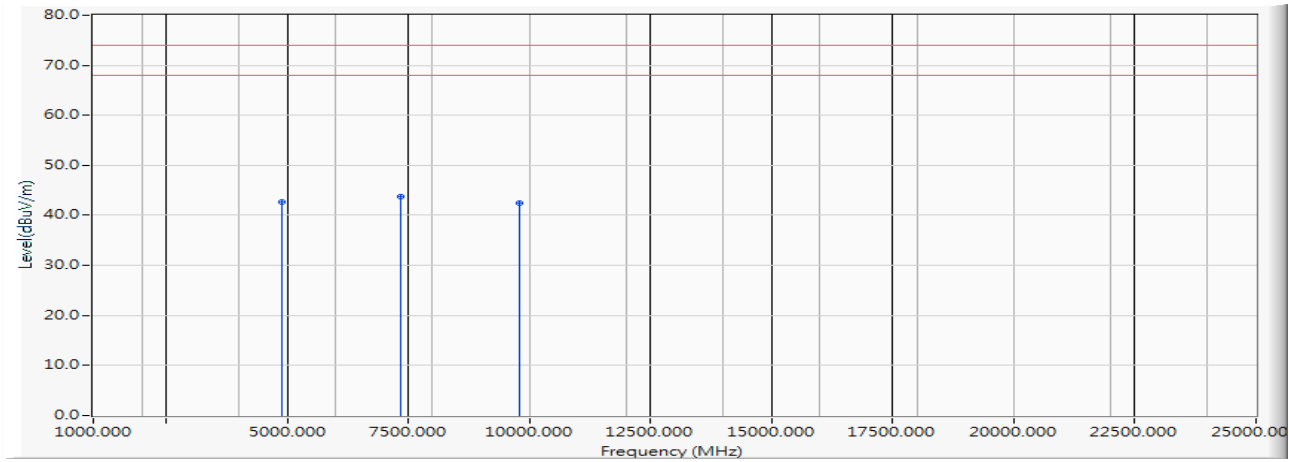


		Frequency (MHz)	Correct Factor (dB)	Reading Level (dBμV)	Measure Level (dBμV/m)	Margin (dB)	Limit (dBμV/m)	Detector Type
1		4884.000	-6.045	49.020	42.974	-31.026	74.000	PEAK
2	*	7326.000	-2.948	46.950	44.002	-29.998	74.000	PEAK
3		9768.000	-0.482	44.050	43.568	-30.432	74.000	PEAK

### Note:

1. All Readings below 1GHz are Quasi-Peak, above 1GHz are performed with peak and/or average measurements as necessary.
2. Measurement Level = Reading Level + Correct Factor.
3. Correct Factor = Antenna factor + Cable loss – Amplifier gain.
4. The average measurement was not performed when the peak measured data under the limit of average detection.
5. The emission levels of other frequencies are very lower than the limit and not show in test report.

Product : Intel® Wireless-AC 9560  
 Test Item : Harmonic Radiated Emission Data  
 Test Date : 2018/12/25  
 Test Mode : Mode 3 MIMO: Transmit (802.11n-40BW\_30Mbps) (2452 MHz)

**Horizontal**

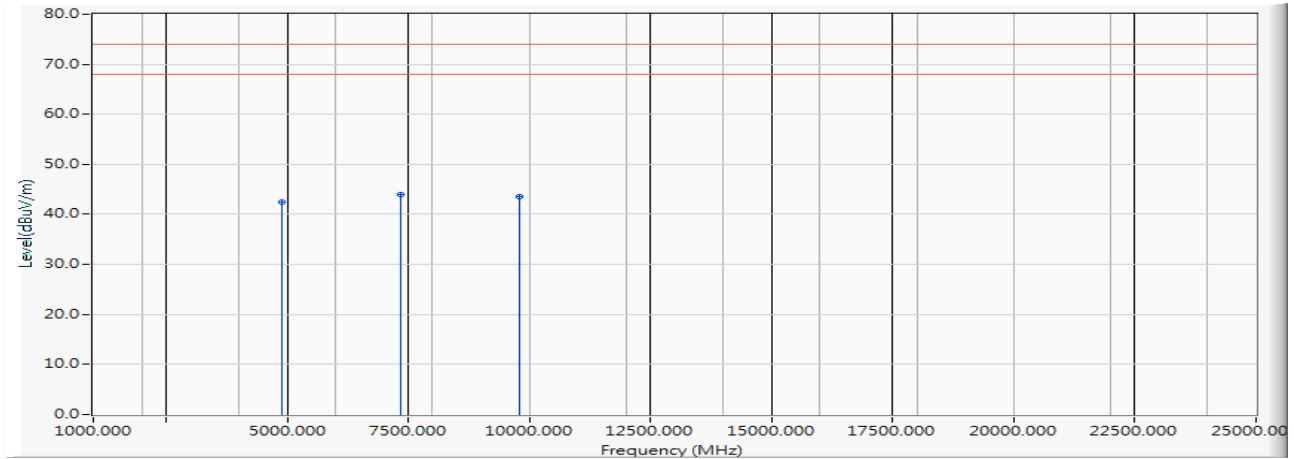
		Frequency (MHz)	Correct Factor (dB)	Reading Level (dBμV)	Measure Level (dBμV/m)	Margin (dB)	Limit (dBμV/m)	Detector Type
1		4904.000	-6.069	48.790	42.721	-31.279	74.000	PEAK
2	*	7356.000	-2.911	46.660	43.750	-30.250	74.000	PEAK
3		9808.000	-0.445	42.810	42.365	-31.635	74.000	PEAK

**Note:**

1. All Readings below 1GHz are Quasi-Peak, above 1GHz are performed with peak and/or average measurements as necessary.
2. Measurement Level = Reading Level + Correct Factor.
3. Correct Factor = Antenna factor + Cable loss – Amplifier gain.
4. The average measurement was not performed when the peak measured data under the limit of average detection.
5. The emission levels of other frequencies are very lower than the limit and not show in test report.

Product : Intel® Wireless-AC 9560  
 Test Item : Harmonic Radiated Emission Data  
 Test Date : 2018/12/25  
 Test Mode : Mode 3 MIMO: Transmit (802.11n-40BW\_30Mbps) (2452 MHz)

### Vertical



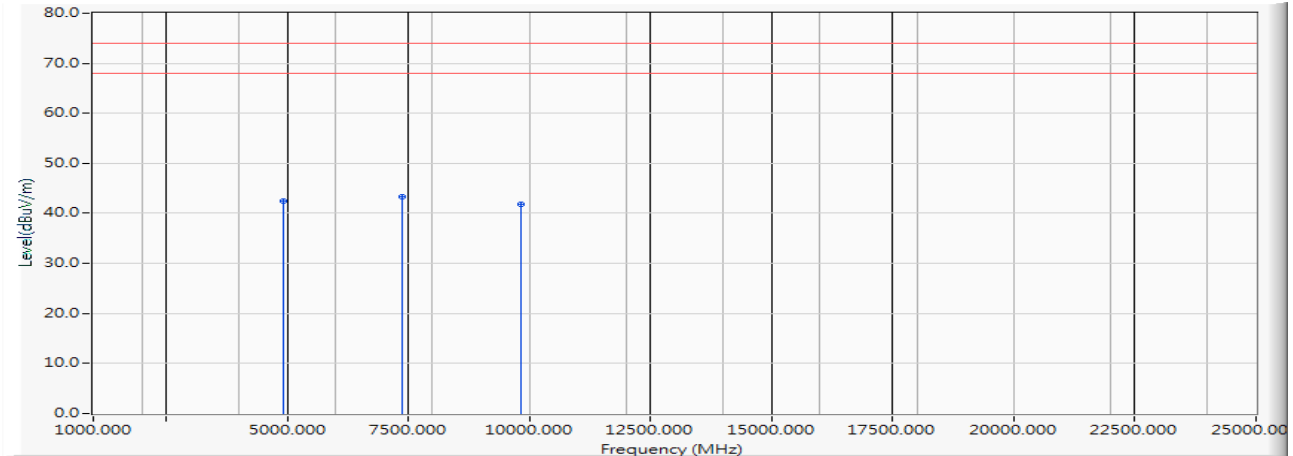
		Frequency (MHz)	Correct Factor (dB)	Reading Level (dBμV)	Measure Level (dBμV/m)	Margin (dB)	Limit (dBμV/m)	Detector Type
1		4904.000	-6.069	48.520	42.451	-31.549	74.000	PEAK
2	*	7356.000	-2.911	46.880	43.970	-30.030	74.000	PEAK
3		9808.000	-0.445	44.020	43.575	-30.425	74.000	PEAK

### Note:

1. All Readings below 1GHz are Quasi-Peak, above 1GHz are performed with peak and/or average measurements as necessary.
2. Measurement Level = Reading Level + Correct Factor.
3. Correct Factor = Antenna factor + Cable loss – Amplifier gain.
4. The average measurement was not performed when the peak measured data under the limit of average detection.
5. The emission levels of other frequencies are very lower than the limit and not show in test report.

Product : Intel® Wireless-AC 9560  
 Test Item : Harmonic Radiated Emission Data  
 Test Date : 2018/12/25  
 Test Mode : Mode 3 MIMO: Transmit (802.11n-40BW\_30Mbps) (2457 MHz)

### Horizontal



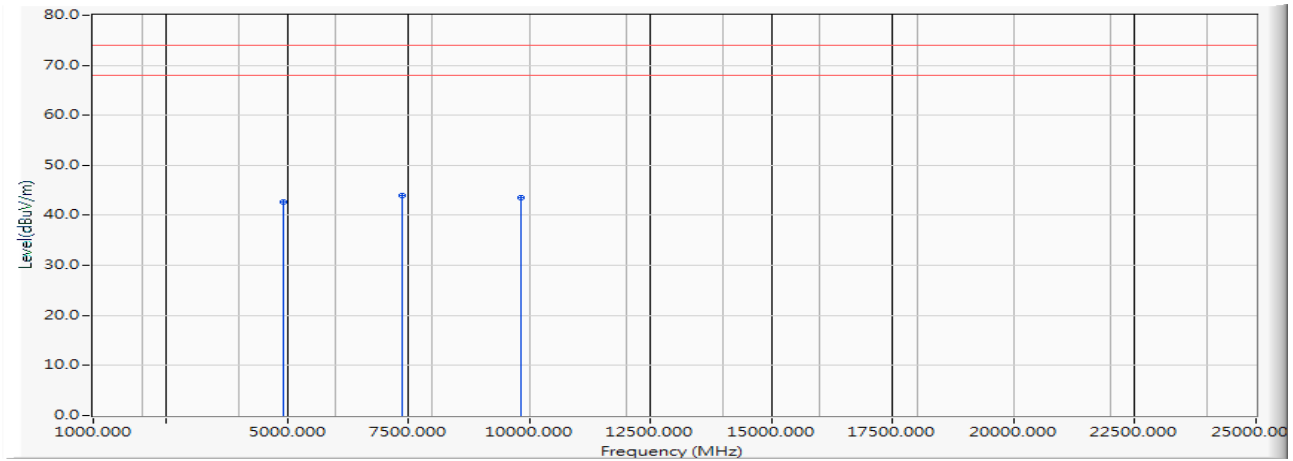
		Frequency (MHz)	Correct Factor (dB)	Reading Level (dBμV)	Measure Level (dBμV/m)	Margin (dB)	Limit (dBμV/m)	Detector Type
1		4914.000	-6.050	48.490	42.440	-31.560	74.000	PEAK
2	*	7371.000	-2.881	46.290	43.408	-30.592	74.000	PEAK
3		9828.000	-0.408	42.310	41.902	-32.098	74.000	PEAK

### Note:

1. All Readings below 1GHz are Quasi-Peak, above 1GHz are performed with peak and/or average measurements as necessary.
2. Measurement Level = Reading Level + Correct Factor.
3. Correct Factor = Antenna factor + Cable loss – Amplifier gain.
4. The average measurement was not performed when the peak measured data under the limit of average detection.
5. The emission levels of other frequencies are very lower than the limit and not show in test report.

Product : Intel® Wireless-AC 9560  
 Test Item : Harmonic Radiated Emission Data  
 Test Date : 2018/12/25  
 Test Mode : Mode 3 MIMO: Transmit (802.11n-40BW\_30Mbps) (2457 MHz)

### Vertical



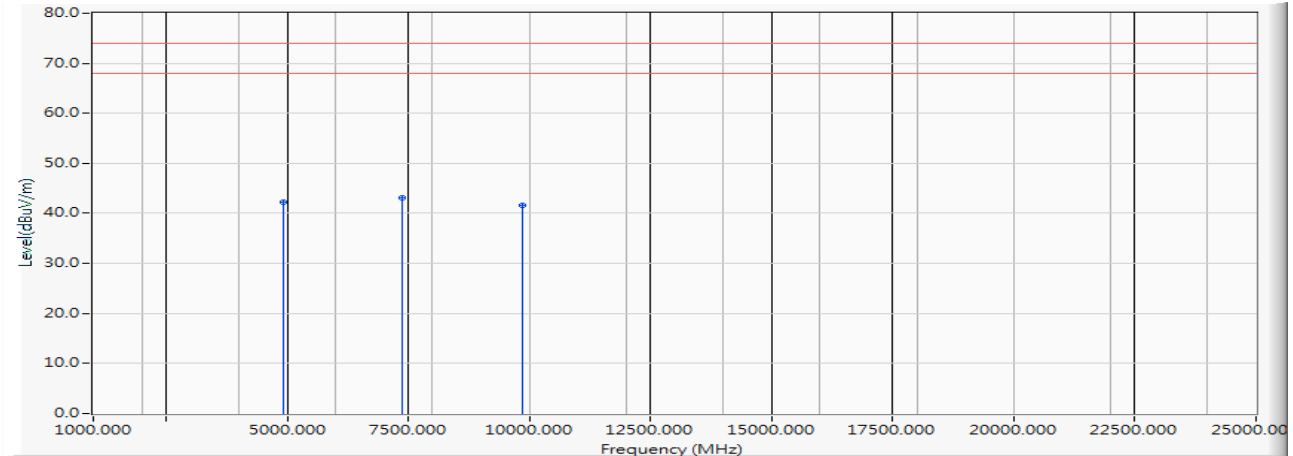
		Frequency (MHz)	Correct Factor (dB)	Reading Level (dBμV)	Measure Level (dBμV/m)	Margin (dB)	Limit (dBμV/m)	Detector Type
1		4914.000	-6.050	48.650	42.600	-31.400	74.000	PEAK
2	*	7371.000	-2.881	46.770	43.888	-30.112	74.000	PEAK
3		9828.000	-0.408	43.910	43.502	-30.498	74.000	PEAK

### Note:

1. All Readings below 1GHz are Quasi-Peak, above 1GHz are performed with peak and/or average measurements as necessary.
2. Measurement Level = Reading Level + Correct Factor.
3. Correct Factor = Antenna factor + Cable loss – Amplifier gain.
4. The average measurement was not performed when the peak measured data under the limit of average detection.
5. The emission levels of other frequencies are very lower than the limit and not show in test report.

Product : Intel® Wireless-AC 9560  
 Test Item : Harmonic Radiated Emission Data  
 Test Date : 2018/12/25  
 Test Mode : Mode 3 MIMO: Transmit (802.11n-40BW\_30Mbps) (2462 MHz)

### Horizontal



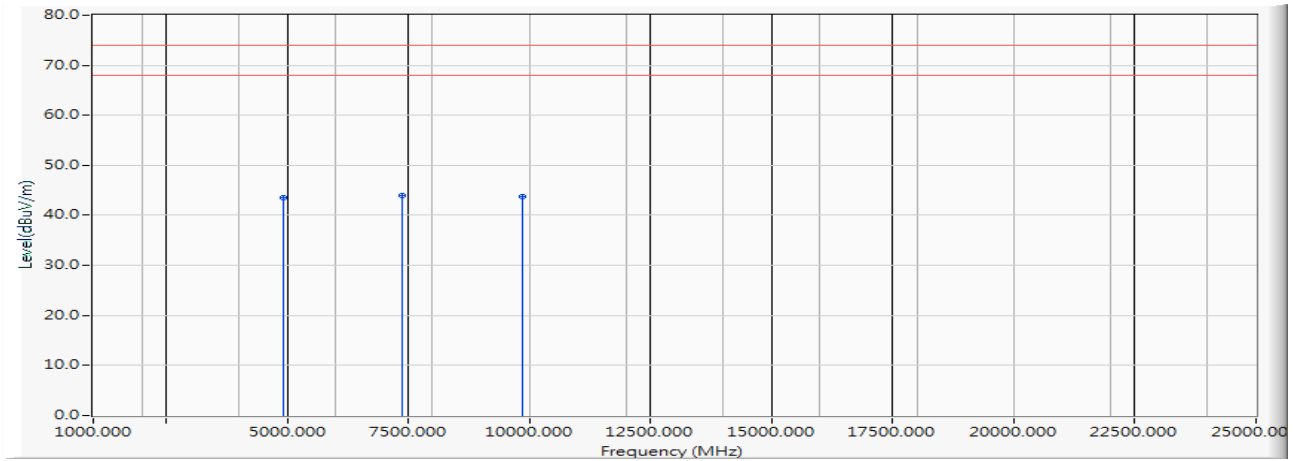
		Frequency (MHz)	Correct Factor (dB)	Reading Level (dBμV)	Measure Level (dBμV/m)	Margin (dB)	Limit (dBμV/m)	Detector Type
1		4924.000	-6.041	48.300	42.260	-31.740	74.000	PEAK
2	*	7386.000	-2.861	45.980	43.118	-30.882	74.000	PEAK
3		9848.000	-0.399	42.020	41.621	-32.379	74.000	PEAK

### Note:

1. All Readings below 1GHz are Quasi-Peak, above 1GHz are performed with peak and/or average measurements as necessary.
2. Measurement Level = Reading Level + Correct Factor.
3. Correct Factor = Antenna factor + Cable loss – Amplifier gain.
4. The average measurement was not performed when the peak measured data under the limit of average detection.
5. The emission levels of other frequencies are very lower than the limit and not show in test report.

Product : Intel® Wireless-AC 9560  
 Test Item : Harmonic Radiated Emission Data  
 Test Date : 2018/12/25  
 Test Mode : Mode 3 MIMO: Transmit (802.11n-40BW\_30Mbps) (2462 MHz)

### Vertical



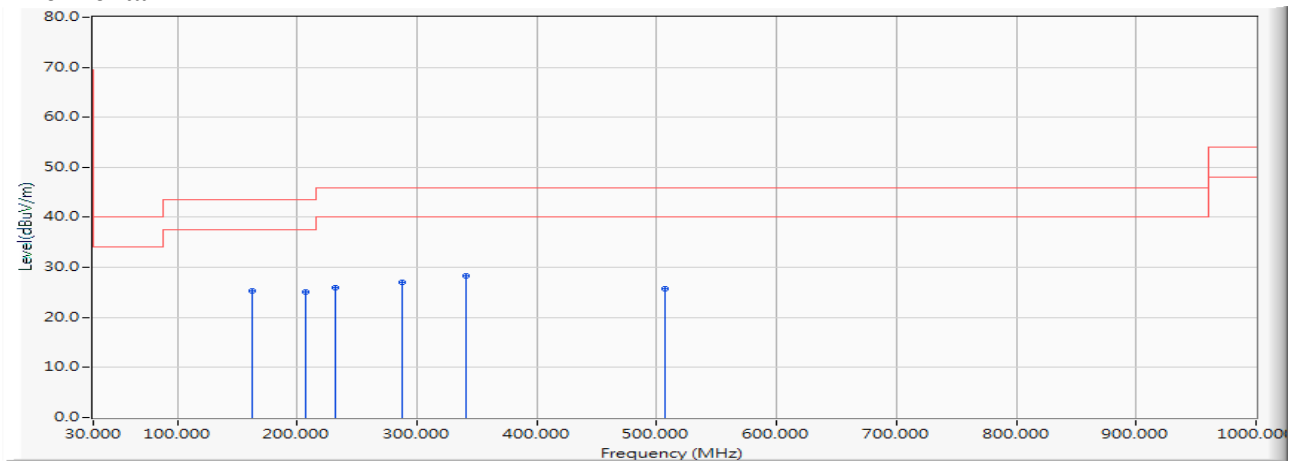
		Frequency (MHz)	Correct Factor (dB)	Reading Level (dBμV)	Measure Level (dBμV/m)	Margin (dB)	Limit (dBμV/m)	Detector Type
1		4924.000	-6.041	49.490	43.450	-30.550	74.000	PEAK
2	*	7386.000	-2.861	46.920	44.058	-29.942	74.000	PEAK
3		9848.000	-0.399	44.090	43.691	-30.309	74.000	PEAK

### Note:

1. All Readings below 1GHz are Quasi-Peak, above 1GHz are performed with peak and/or average measurements as necessary.
2. Measurement Level = Reading Level + Correct Factor.
3. Correct Factor = Antenna factor + Cable loss – Amplifier gain.
4. The average measurement was not performed when the peak measured data under the limit of average detection.
5. The emission levels of other frequencies are very lower than the limit and not show in test report.



Product : Intel® Wireless-AC 9560  
 Test Item : General Radiated Emission Data  
 Test Date : 2018/12/27  
 Test Mode : Mode 1 SISO A: Transmit (802.11b\_1Mbps) (2442 MHz)

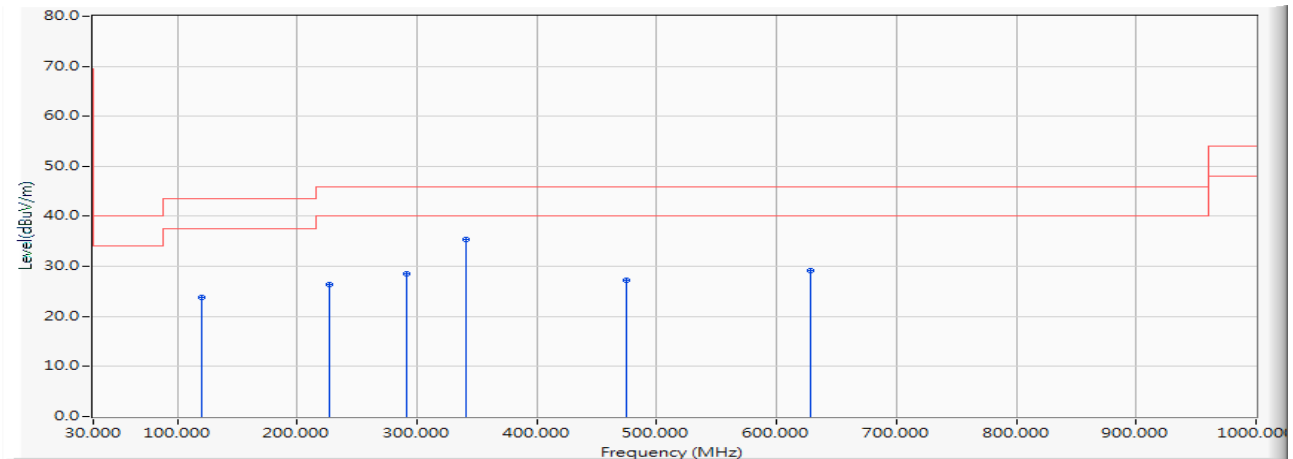
**Horizontal**

		Frequency (MHz)	Correct Factor (dB)	Reading Level (dBμV)	Measure Level (dBμV/m)	Margin (dB)	Limit (dBμV/m)	Detector Type
1		162.145	-10.904	36.157	25.253	-18.247	43.500	QUASIPeAK
2		207.130	-13.566	38.726	25.160	-18.340	43.500	QUASIPeAK
3		232.435	-12.763	38.642	25.879	-20.121	46.000	QUASIPeAK
4		287.261	-10.727	37.808	27.081	-18.919	46.000	QUASIPeAK
5	*	340.681	-9.396	37.717	28.322	-17.678	46.000	QUASIPeAK
6		506.565	-5.852	31.483	25.631	-20.369	46.000	QUASIPeAK

**Note:**

1. All Readings below 1GHz are Quasi-Peak, above 1GHz are performed with peak and/or average measurements as necessary.
2. Measurement Level = Reading Level + Correct Factor.
3. Correct Factor = Antenna factor + Cable loss – Amplifier gain.
4. The emission levels of other frequencies are very lower than the limit and not show in test report.
5. No emission found between lowest internal used/generated frequency to 30MHz.

Product : Intel® Wireless-AC 9560  
 Test Item : General Radiated Emission Data  
 Test Date : 2018/12/27  
 Test Mode : Mode 1 SISO A: Transmit (802.11b\_1Mbps) (2442 MHz)

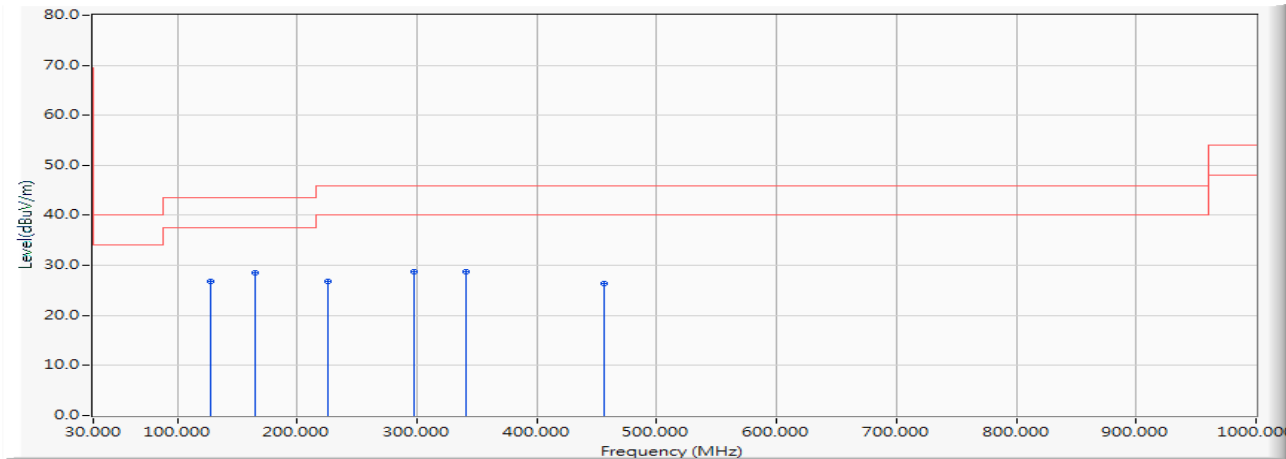
**Vertical**

		Frequency (MHz)	Correct Factor (dB)	Reading Level (dBμV)	Measure Level (dBμV/m)	Margin (dB)	Limit (dBμV/m)	Detector Type
1		119.971	-13.432	37.198	23.766	-19.734	43.500	QUASIPeAK
2		226.812	-13.045	39.451	26.406	-19.594	46.000	QUASIPeAK
3		291.478	-10.618	39.126	28.509	-17.491	46.000	QUASIPeAK
4	*	340.681	-9.396	44.844	35.449	-10.551	46.000	QUASIPeAK
5		474.232	-6.386	33.694	27.308	-18.692	46.000	QUASIPeAK
6		628.870	-3.827	33.038	29.211	-16.789	46.000	QUASIPeAK

**Note:**

1. All Readings below 1GHz are Quasi-Peak, above 1GHz are performed with peak and/or average measurements as necessary.
2. Measurement Level = Reading Level + Correct Factor.
3. Correct Factor = Antenna factor + Cable loss – Amplifier gain.
4. The emission levels of other frequencies are very lower than the limit and not show in test report.
5. No emission found between lowest internal used/generated frequency to 30MHz.

Product : Intel® Wireless-AC 9560  
 Test Item : General Radiated Emission Data  
 Test Date : 2018/12/27  
 Test Mode : Mode 1 SISO A: Transmit (802.11g\_6Mbps) (2442 MHz)

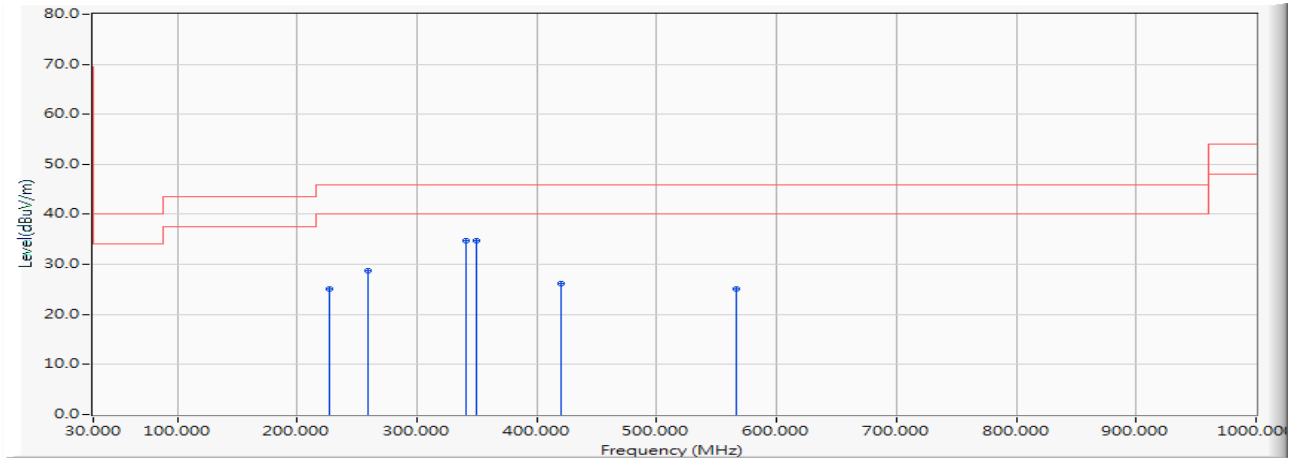
**Horizontal**

		Frequency (MHz)	Correct Factor (dB)	Reading Level (dBμV)	Measure Level (dBμV/m)	Margin (dB)	Limit (dBμV/m)	Detector Type
1		128.406	-12.547	39.387	26.839	-16.661	43.500	QUASIPeAK
2	*	164.957	-11.002	39.631	28.629	-14.871	43.500	QUASIPeAK
3		225.406	-13.091	39.925	26.834	-19.166	46.000	QUASIPeAK
4		297.101	-10.435	39.175	28.740	-17.260	46.000	QUASIPeAK
5		340.681	-9.396	38.081	28.686	-17.314	46.000	QUASIPeAK
6		455.957	-6.693	33.147	26.454	-19.546	46.000	QUASIPeAK

**Note:**

1. All Readings below 1GHz are Quasi-Peak, above 1GHz are performed with peak and/or average measurements as necessary.
2. Measurement Level = Reading Level + Correct Factor.
3. Correct Factor = Antenna factor + Cable loss – Amplifier gain.
4. The emission levels of other frequencies are very lower than the limit and not show in test report.
5. No emission found between lowest internal used/generated frequency to 30MHz.

Product : Intel® Wireless-AC 9560  
 Test Item : General Radiated Emission Data  
 Test Date : 2018/12/27  
 Test Mode : Mode 1 SISO A: Transmit (802.11g\_6Mbps) (2442 MHz)

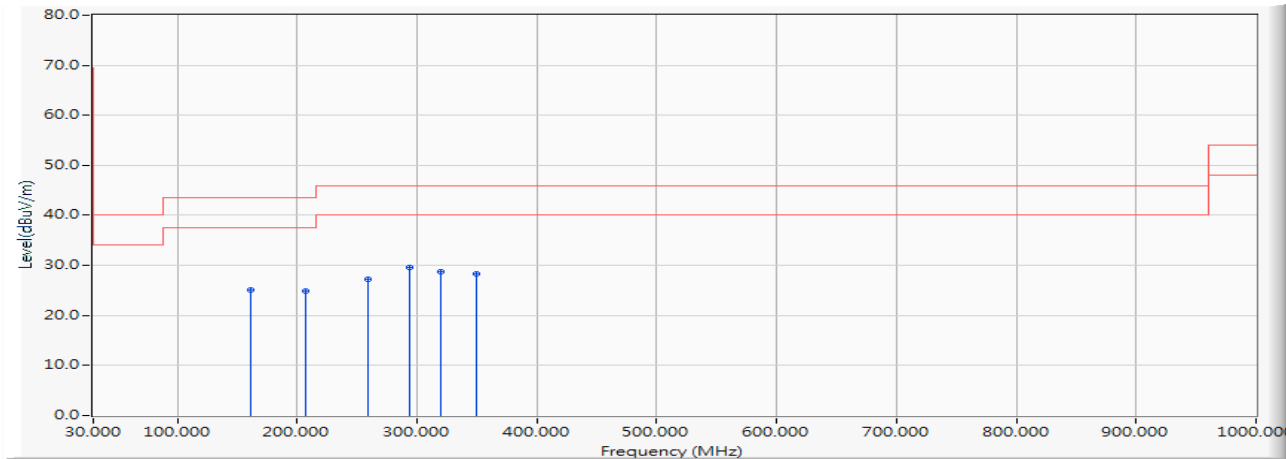
**Vertical**

		Frequency (MHz)	Correct Factor (dB)	Reading Level (dBμV)	Measure Level (dBμV/m)	Margin (dB)	Limit (dBμV/m)	Detector Type
1		226.812	-13.045	38.236	25.191	-20.809	46.000	QUASIPeAK
2		259.145	-11.962	40.770	28.808	-17.192	46.000	QUASIPeAK
3	*	340.681	-9.396	44.174	34.779	-11.221	46.000	QUASIPeAK
4		349.116	-9.199	43.846	34.646	-11.354	46.000	QUASIPeAK
5		420.812	-7.518	33.623	26.105	-19.895	46.000	QUASIPeAK
6		567.014	-4.779	29.823	25.045	-20.955	46.000	QUASIPeAK

**Note:**

1. All Readings below 1GHz are Quasi-Peak, above 1GHz are performed with peak and/or average measurements as necessary.
2. Measurement Level = Reading Level + Correct Factor.
3. Correct Factor = Antenna factor + Cable loss – Amplifier gain.
4. The emission levels of other frequencies are very lower than the limit and not show in test report.
5. No emission found between lowest internal used/generated frequency to 30MHz.

Product : Intel® Wireless-AC 9560  
 Test Item : General Radiated Emission Data  
 Test Date : 2018/12/27  
 Test Mode : Mode 1 SISO A: Transmit (802.11n-20BW\_7.2Mbps) (2442 MHz)

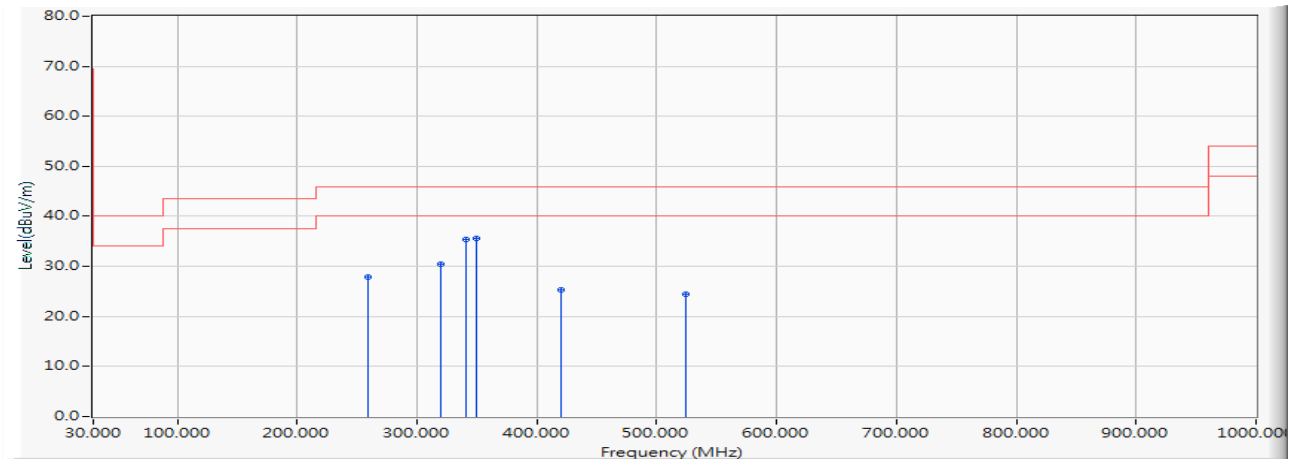
**Horizontal**

		Frequency (MHz)	Correct Factor (dB)	Reading Level (dBμV)	Measure Level (dBμV/m)	Margin (dB)	Limit (dBμV/m)	Detector Type
1		160.739	-10.855	35.883	25.028	-18.472	43.500	QUASIPeAK
2		207.130	-13.566	38.438	24.872	-18.628	43.500	QUASIPeAK
3		259.145	-11.962	39.302	27.340	-18.660	46.000	QUASIPeAK
4	*	294.290	-10.527	40.101	29.575	-16.425	46.000	QUASIPeAK
5		319.594	-9.880	38.518	28.638	-17.362	46.000	QUASIPeAK
6		349.116	-9.199	37.462	28.262	-17.738	46.000	QUASIPeAK

**Note:**

1. All Readings below 1GHz are Quasi-Peak, above 1GHz are performed with peak and/or average measurements as necessary.
2. Measurement Level = Reading Level + Correct Factor.
3. Correct Factor = Antenna factor + Cable loss – Amplifier gain.
4. The emission levels of other frequencies are very lower than the limit and not show in test report.
5. No emission found between lowest internal used/generated frequency to 30MHz.

Product : Intel® Wireless-AC 9560  
 Test Item : General Radiated Emission Data  
 Test Date : 2018/12/27  
 Test Mode : Mode 1 SISO A: Transmit (802.11n-20BW\_7.2Mbps) (2442 MHz)

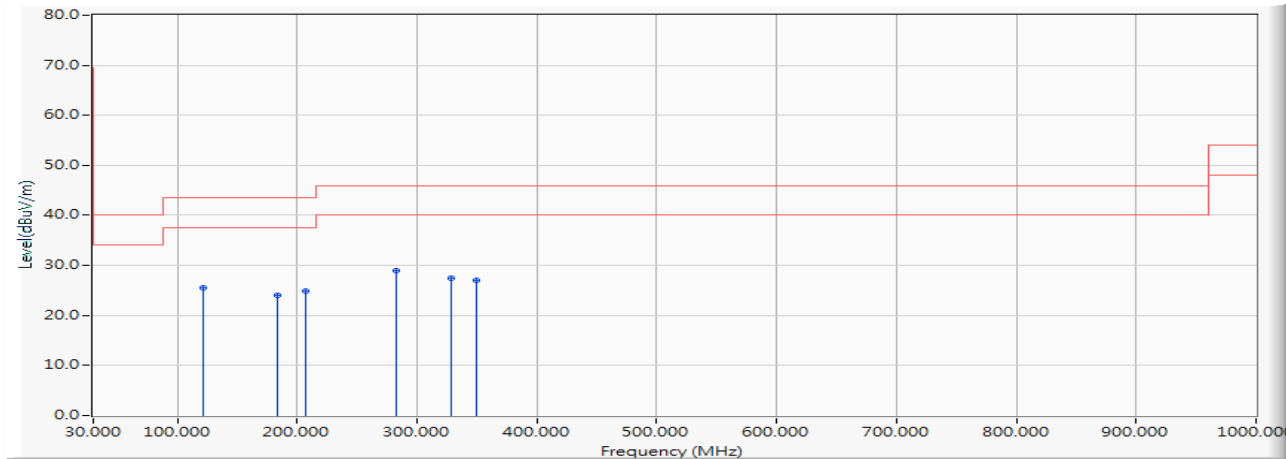
**Vertical**

		Frequency (MHz)	Correct Factor (dB)	Reading Level (dBμV)	Measure Level (dBμV/m)	Margin (dB)	Limit (dBμV/m)	Detector Type
1		259.145	-11.962	39.868	27.906	-18.094	46.000	QUASIPeAK
2		319.594	-9.880	40.426	30.546	-15.454	46.000	QUASIPeAK
3		340.681	-9.396	44.852	35.457	-10.543	46.000	QUASIPeAK
4	*	349.116	-9.199	44.830	35.630	-10.370	46.000	QUASIPeAK
5		420.812	-7.518	32.853	25.335	-20.665	46.000	QUASIPeAK
6		524.841	-5.570	30.080	24.510	-21.490	46.000	QUASIPeAK

**Note:**

1. All Readings below 1GHz are Quasi-Peak, above 1GHz are performed with peak and/or average measurements as necessary.
2. Measurement Level = Reading Level + Correct Factor.
3. Correct Factor = Antenna factor + Cable loss – Amplifier gain.
4. The emission levels of other frequencies are very lower than the limit and not show in test report.
5. No emission found between lowest internal used/generated frequency to 30MHz.

Product : Intel® Wireless-AC 9560  
 Test Item : General Radiated Emission Data  
 Test Date : 2018/12/27  
 Test Mode : Mode 1 SISO A: Transmit (802.11n-40BW\_15Mbps) (2442 MHz)

**Horizontal**

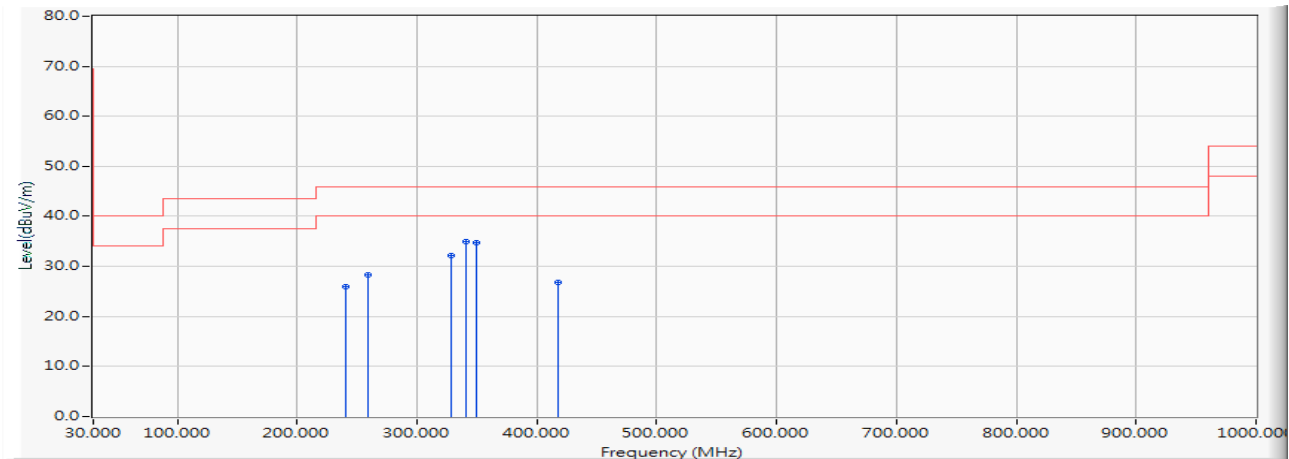
		Frequency (MHz)	Correct Factor (dB)	Reading Level (dBμV)	Measure Level (dBμV/m)	Margin (dB)	Limit (dBμV/m)	Detector Type
1		121.377	-13.286	38.746	25.460	-18.040	43.500	QUASIPeAK
2		183.232	-12.869	36.870	24.002	-19.498	43.500	QUASIPeAK
3		207.130	-13.566	38.493	24.927	-18.573	43.500	QUASIPeAK
4	*	283.043	-10.822	39.869	29.046	-16.954	46.000	QUASIPeAK
5		328.029	-9.687	37.080	27.393	-18.607	46.000	QUASIPeAK
6		349.116	-9.199	36.301	27.101	-18.899	46.000	QUASIPeAK

**Note:**

1. All Readings below 1GHz are Quasi-Peak, above 1GHz are performed with peak and/or average measurements as necessary.
2. Measurement Level = Reading Level + Correct Factor.
3. Correct Factor = Antenna factor + Cable loss – Amplifier gain.
4. The emission levels of other frequencies are very lower than the limit and not show in test report.
5. No emission found between lowest internal used/generated frequency to 30MHz.

Product : Intel® Wireless-AC 9560  
 Test Item : General Radiated Emission Data  
 Test Date : 2018/12/27  
 Test Mode : Mode 1 SISO A: Transmit (802.11n-40BW\_15Mbps) (2442 MHz)

### Vertical



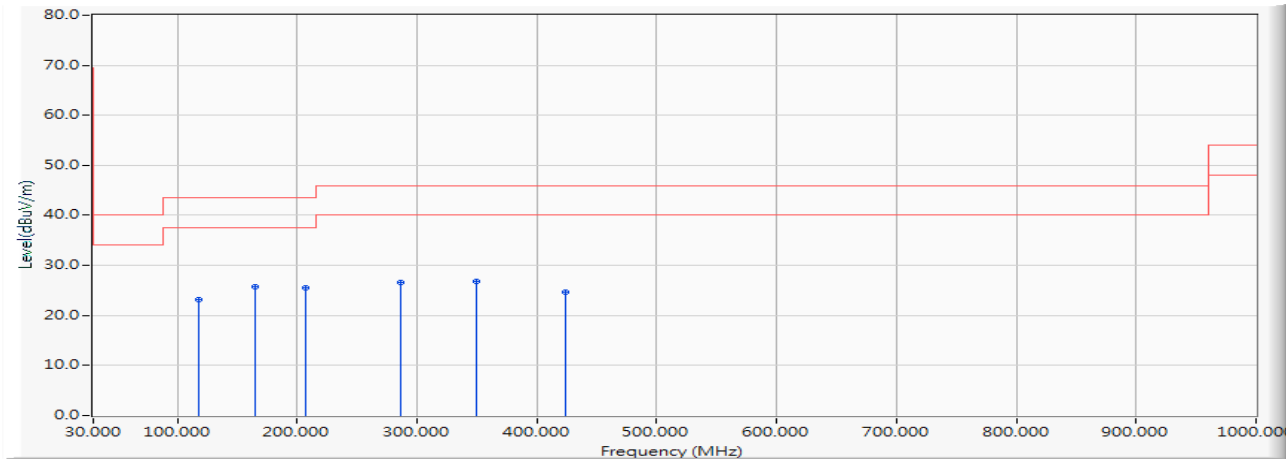
		Frequency (MHz)	Correct Factor (dB)	Reading Level (dBμV)	Measure Level (dBμV/m)	Margin (dB)	Limit (dBμV/m)	Detector Type
1		240.870	-12.200	38.134	25.934	-20.066	46.000	QUASIPeAK
2		259.145	-11.962	40.296	28.334	-17.666	46.000	QUASIPeAK
3		328.029	-9.687	41.958	32.271	-13.729	46.000	QUASIPeAK
4	*	340.681	-9.396	44.344	34.949	-11.051	46.000	QUASIPeAK
5		349.116	-9.199	43.971	34.771	-11.229	46.000	QUASIPeAK
6		418.000	-7.588	34.427	26.839	-19.161	46.000	QUASIPeAK

### Note:

1. All Readings below 1GHz are Quasi-Peak, above 1GHz are performed with peak and/or average measurements as necessary.
2. Measurement Level = Reading Level + Correct Factor.
3. Correct Factor = Antenna factor + Cable loss – Amplifier gain.
4. The emission levels of other frequencies are very lower than the limit and not show in test report.
5. No emission found between lowest internal used/generated frequency to 30MHz.



Product : Intel® Wireless-AC 9560  
 Test Item : General Radiated Emission Data  
 Test Date : 2018/12/27  
 Test Mode : Mode 2 SISO B: Transmit (802.11b\_1Mbps) (2442 MHz)

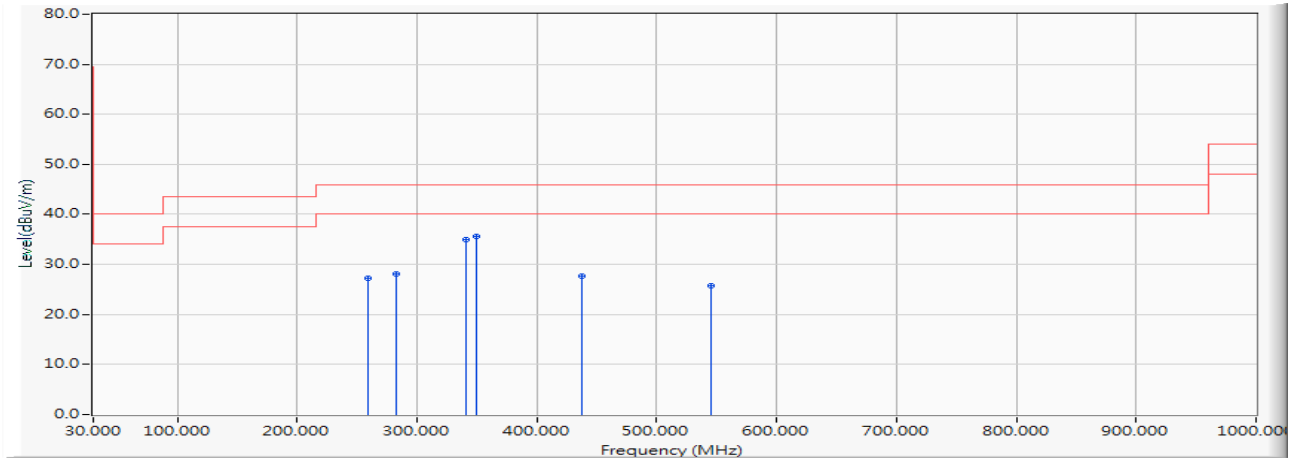
**Horizontal**

		Frequency (MHz)	Correct Factor (dB)	Reading Level (dBμV)	Measure Level (dBμV/m)	Margin (dB)	Limit (dBμV/m)	Detector Type
1		118.565	-13.568	36.724	23.155	-20.345	43.500	QUASIPEAK
2	*	164.957	-11.002	36.789	25.787	-17.713	43.500	QUASIPEAK
3		207.130	-13.566	39.015	25.449	-18.051	43.500	QUASIPEAK
4		285.855	-10.759	37.295	26.537	-19.463	46.000	QUASIPEAK
5		349.116	-9.199	36.079	26.879	-19.121	46.000	QUASIPEAK
6		423.623	-7.448	32.024	24.576	-21.424	46.000	QUASIPEAK

**Note:**

1. All Readings below 1GHz are Quasi-Peak, above 1GHz are performed with peak and/or average measurements as necessary.
2. Measurement Level = Reading Level + Correct Factor.
3. Correct Factor = Antenna factor + Cable loss – Amplifier gain.
4. The emission levels of other frequencies are very lower than the limit and not show in test report.
5. No emission found between lowest internal used/generated frequency to 30MHz.

Product : Intel® Wireless-AC 9560  
 Test Item : General Radiated Emission Data  
 Test Date : 2018/12/27  
 Test Mode : Mode 2 SISO B: Transmit (802.11b\_1Mbps) (2442 MHz)

**Vertical**

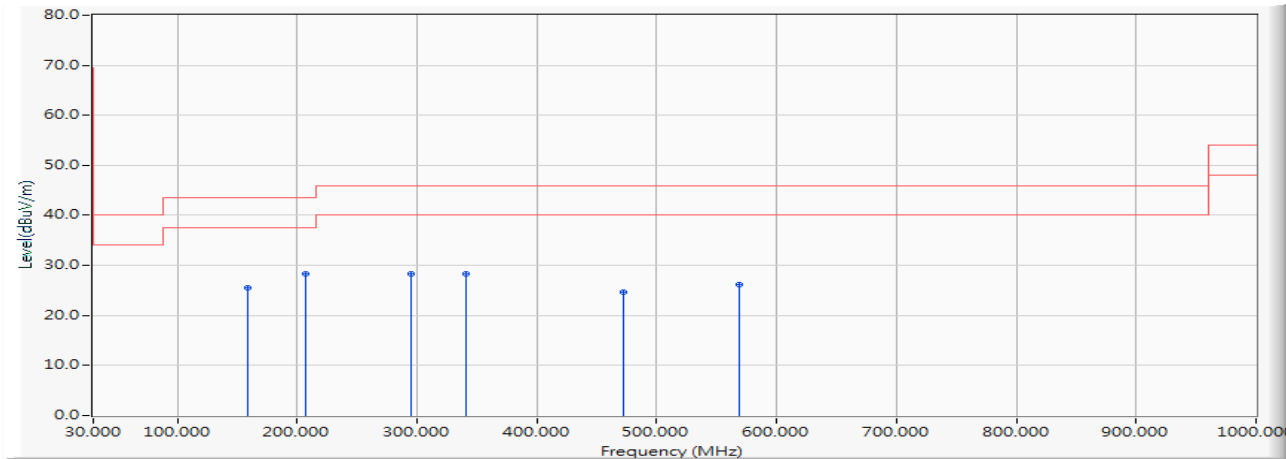
		Frequency (MHz)	Correct Factor (dB)	Reading Level (dBμV)	Measure Level (dBμV/m)	Margin (dB)	Limit (dBμV/m)	Detector Type
1		259.145	-11.962	39.176	27.214	-18.786	46.000	QUASIPeAK
2		283.043	-10.822	39.000	28.177	-17.823	46.000	QUASIPeAK
3		340.681	-9.396	44.434	35.039	-10.961	46.000	QUASIPeAK
4	*	349.116	-9.199	44.743	35.543	-10.457	46.000	QUASIPeAK
5		437.681	-7.102	34.797	27.695	-18.305	46.000	QUASIPeAK
6		545.928	-5.243	30.894	25.652	-20.348	46.000	QUASIPeAK

**Note:**

1. All Readings below 1GHz are Quasi-Peak, above 1GHz are performed with peak and/or average measurements as necessary.
2. Measurement Level = Reading Level + Correct Factor.
3. Correct Factor = Antenna factor + Cable loss – Amplifier gain.
4. The emission levels of other frequencies are very lower than the limit and not show in test report.
5. No emission found between lowest internal used/generated frequency to 30MHz.

Product : Intel® Wireless-AC 9560  
 Test Item : General Radiated Emission Data  
 Test Date : 2018/12/27  
 Test Mode : Mode 2 SISO B: Transmit (802.11g\_6Mbps) (2442 MHz)

### Horizontal

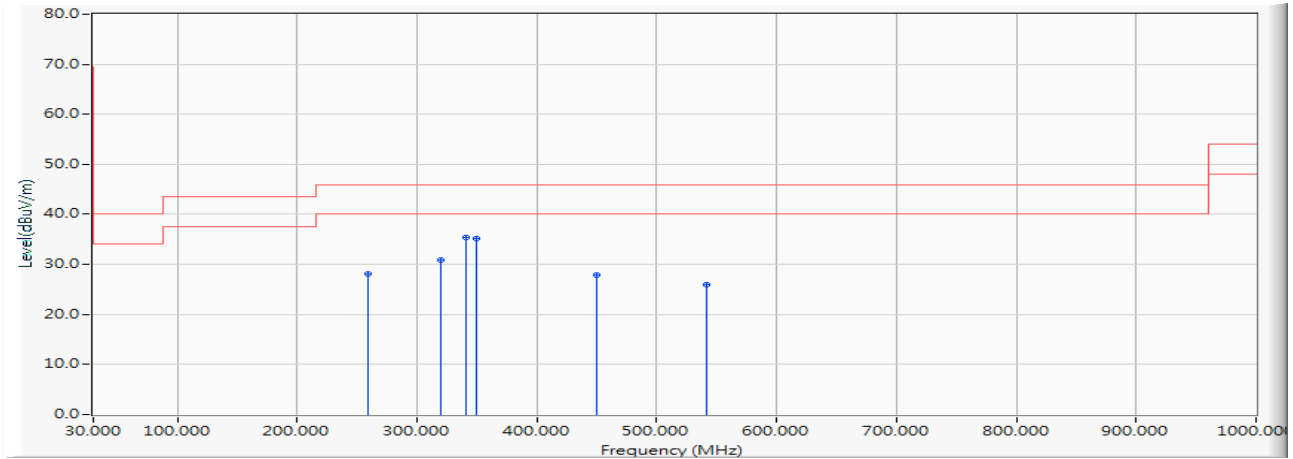


		Frequency (MHz)	Correct Factor (dB)	Reading Level (dBμV)	Measure Level (dBμV/m)	Margin (dB)	Limit (dBμV/m)	Detector Type
1		159.333	-10.845	36.468	25.623	-17.877	43.500	QUASIPeAK
2	*	207.130	-13.566	41.879	28.313	-15.187	43.500	QUASIPeAK
3		295.696	-10.481	38.787	28.306	-17.694	46.000	QUASIPeAK
4		340.681	-9.396	37.796	28.401	-17.599	46.000	QUASIPeAK
5		472.826	-6.411	31.109	24.699	-21.301	46.000	QUASIPeAK
6		568.420	-4.745	30.956	26.211	-19.789	46.000	QUASIPeAK

### Note:

1. All Readings below 1GHz are Quasi-Peak, above 1GHz are performed with peak and/or average measurements as necessary.
2. Measurement Level = Reading Level + Correct Factor.
3. Correct Factor = Antenna factor + Cable loss – Amplifier gain.
4. The emission levels of other frequencies are very lower than the limit and not show in test report.
5. No emission found between lowest internal used/generated frequency to 30MHz.

Product : Intel® Wireless-AC 9560  
 Test Item : General Radiated Emission Data  
 Test Date : 2018/12/27  
 Test Mode : Mode 2 SISO B: Transmit (802.11g\_6Mbps) (2442 MHz)

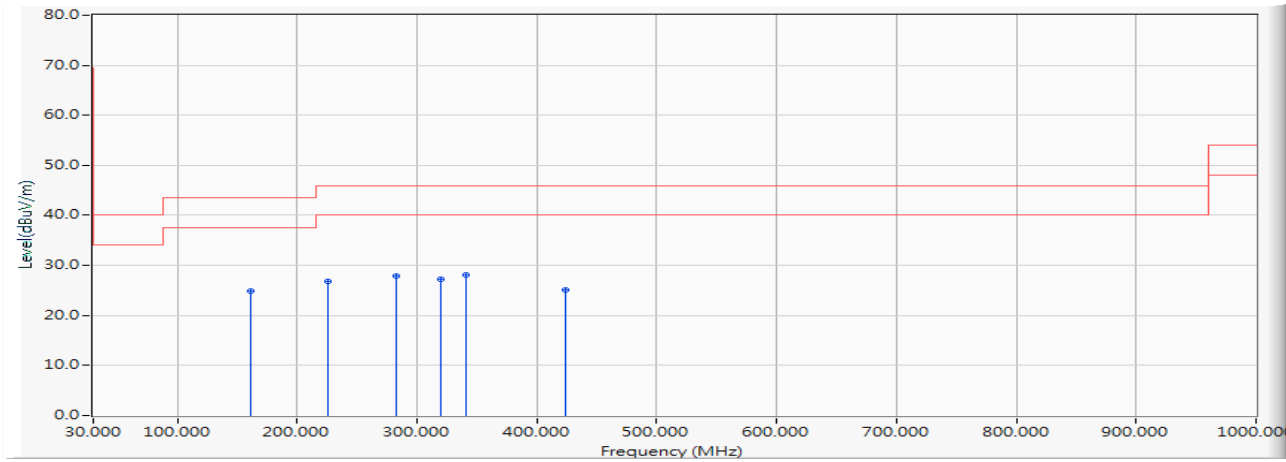
**Vertical**

		Frequency (MHz)	Correct Factor (dB)	Reading Level (dBμV)	Measure Level (dBμV/m)	Margin (dB)	Limit (dBμV/m)	Detector Type
1		259.145	-11.962	39.976	28.014	-17.986	46.000	QUASIPeAK
2		319.594	-9.880	40.801	30.921	-15.079	46.000	QUASIPeAK
3	*	340.681	-9.396	44.850	35.455	-10.545	46.000	QUASIPeAK
4		349.116	-9.199	44.333	35.133	-10.867	46.000	QUASIPeAK
5		450.333	-6.789	34.612	27.822	-18.178	46.000	QUASIPeAK
6		541.710	-5.308	31.299	25.991	-20.009	46.000	QUASIPeAK

**Note:**

1. All Readings below 1GHz are Quasi-Peak, above 1GHz are performed with peak and/or average measurements as necessary.
2. Measurement Level = Reading Level + Correct Factor.
3. Correct Factor = Antenna factor + Cable loss – Amplifier gain.
4. The emission levels of other frequencies are very lower than the limit and not show in test report.
5. No emission found between lowest internal used/generated frequency to 30MHz.

Product : Intel® Wireless-AC 9560  
 Test Item : General Radiated Emission Data  
 Test Date : 2018/12/27  
 Test Mode : Mode 2 SISO B: Transmit (802.11n-20BW\_7.2Mbps) (2442 MHz)

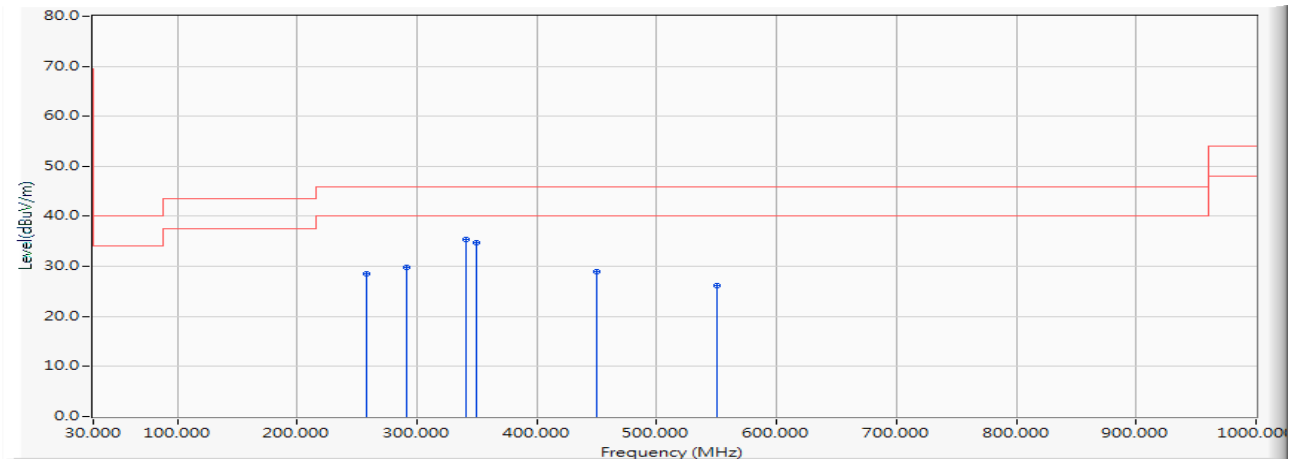
**Horizontal**

		Frequency (MHz)	Correct Factor (dB)	Reading Level (dBμV)	Measure Level (dBμV/m)	Margin (dB)	Limit (dBμV/m)	Detector Type
1		160.739	-10.855	35.716	24.861	-18.639	43.500	QUASIPeAK
2		225.406	-13.091	39.991	26.900	-19.100	46.000	QUASIPeAK
3		283.043	-10.822	38.646	27.823	-18.177	46.000	QUASIPeAK
4		319.594	-9.880	37.094	27.214	-18.786	46.000	QUASIPeAK
5	*	340.681	-9.396	37.471	28.076	-17.924	46.000	QUASIPeAK
6		423.623	-7.448	32.615	25.167	-20.833	46.000	QUASIPeAK

**Note:**

1. All Readings below 1GHz are Quasi-Peak, above 1GHz are performed with peak and/or average measurements as necessary.
2. Measurement Level = Reading Level + Correct Factor.
3. Correct Factor = Antenna factor + Cable loss – Amplifier gain.
4. The emission levels of other frequencies are very lower than the limit and not show in test report.
5. No emission found between lowest internal used/generated frequency to 30MHz.

Product : Intel® Wireless-AC 9560  
 Test Item : General Radiated Emission Data  
 Test Date : 2018/12/27  
 Test Mode : Mode 2 SISO B: Transmit (802.11n-20BW\_7.2Mbps) (2442 MHz)

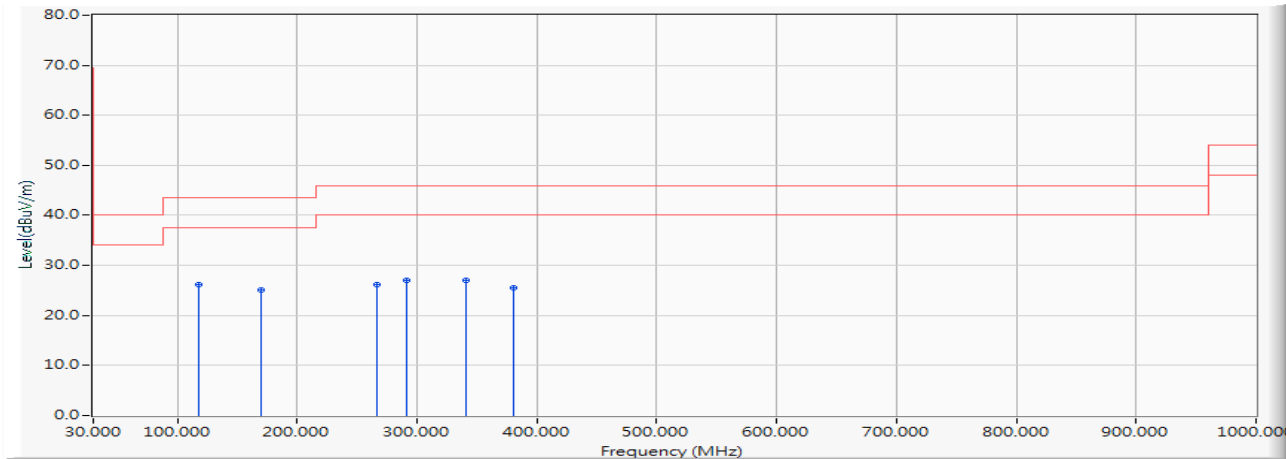
**Vertical**

		Frequency (MHz)	Correct Factor (dB)	Reading Level (dBμV)	Measure Level (dBμV/m)	Margin (dB)	Limit (dBμV/m)	Detector Type
1		257.739	-11.981	40.523	28.542	-17.458	46.000	QUASIPeAK
2		291.478	-10.618	40.378	29.761	-16.239	46.000	QUASIPeAK
3	*	340.681	-9.396	44.788	35.393	-10.607	46.000	QUASIPeAK
4		349.116	-9.199	44.010	34.810	-11.190	46.000	QUASIPeAK
5		450.333	-6.789	35.681	28.891	-17.109	46.000	QUASIPeAK
6		550.145	-5.175	31.284	26.108	-19.892	46.000	QUASIPeAK

**Note:**

1. All Readings below 1GHz are Quasi-Peak, above 1GHz are performed with peak and/or average measurements as necessary.
2. Measurement Level = Reading Level + Correct Factor.
3. Correct Factor = Antenna factor + Cable loss – Amplifier gain.
4. The emission levels of other frequencies are very lower than the limit and not show in test report.
5. No emission found between lowest internal used/generated frequency to 30MHz.

Product : Intel® Wireless-AC 9560  
 Test Item : General Radiated Emission Data  
 Test Date : 2018/12/27  
 Test Mode : Mode 2 SISO B: Transmit (802.11n-40BW\_15Mbps) (2442 MHz)

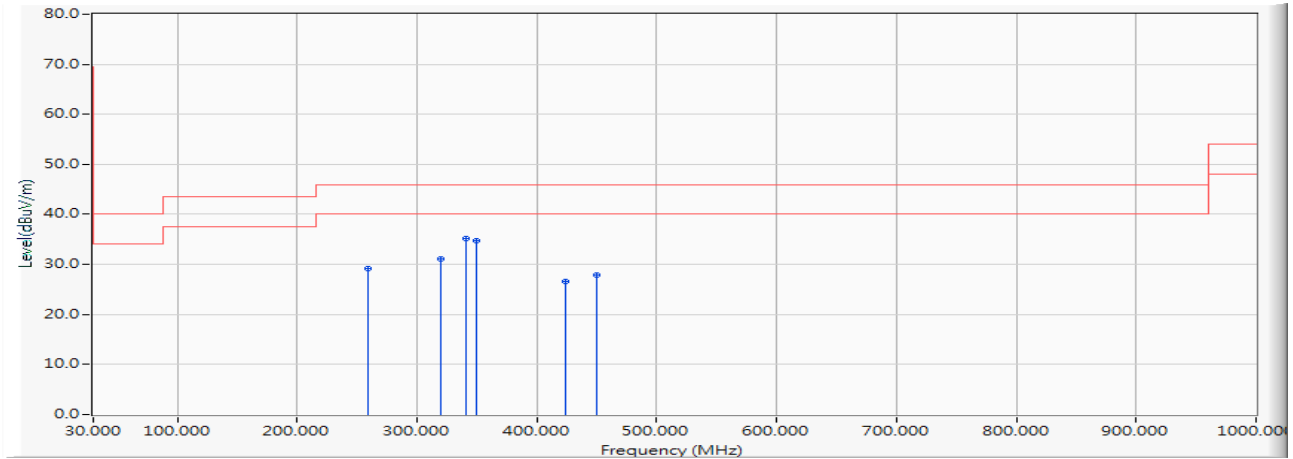
**Horizontal**

		Frequency (MHz)	Correct Factor (dB)	Reading Level (dBμV)	Measure Level (dBμV/m)	Margin (dB)	Limit (dBμV/m)	Detector Type
1	*	118.565	-13.568	39.770	26.201	-17.299	43.500	QUASIPEAK
2		170.580	-11.259	36.366	25.107	-18.393	43.500	QUASIPEAK
3		266.174	-11.561	37.736	26.175	-19.825	46.000	QUASIPEAK
4		291.478	-10.618	37.724	27.107	-18.893	46.000	QUASIPEAK
5		340.681	-9.396	36.469	27.074	-18.926	46.000	QUASIPEAK
6		380.043	-8.493	34.035	25.542	-20.458	46.000	QUASIPEAK

**Note:**

1. All Readings below 1GHz are Quasi-Peak, above 1GHz are performed with peak and/or average measurements as necessary.
2. Measurement Level = Reading Level + Correct Factor.
3. Correct Factor = Antenna factor + Cable loss – Amplifier gain.
4. The emission levels of other frequencies are very lower than the limit and not show in test report.
5. No emission found between lowest internal used/generated frequency to 30MHz.

Product : Intel® Wireless-AC 9560  
 Test Item : General Radiated Emission Data  
 Test Date : 2018/12/27  
 Test Mode : Mode 2 SISO B: Transmit (802.11n-40BW\_15Mbps) (2442 MHz)

**Vertical**

		Frequency (MHz)	Correct Factor (dB)	Reading Level (dBμV)	Measure Level (dBμV/m)	Margin (dB)	Limit (dBμV/m)	Detector Type
1		259.145	-11.962	41.054	29.092	-16.908	46.000	QUASIPeAK
2		319.594	-9.880	40.983	31.103	-14.897	46.000	QUASIPeAK
3	*	340.681	-9.396	44.465	35.070	-10.930	46.000	QUASIPeAK
4		349.116	-9.199	43.900	34.700	-11.300	46.000	QUASIPeAK
5		423.623	-7.448	34.088	26.640	-19.360	46.000	QUASIPeAK
6		450.333	-6.789	34.758	27.968	-18.032	46.000	QUASIPeAK

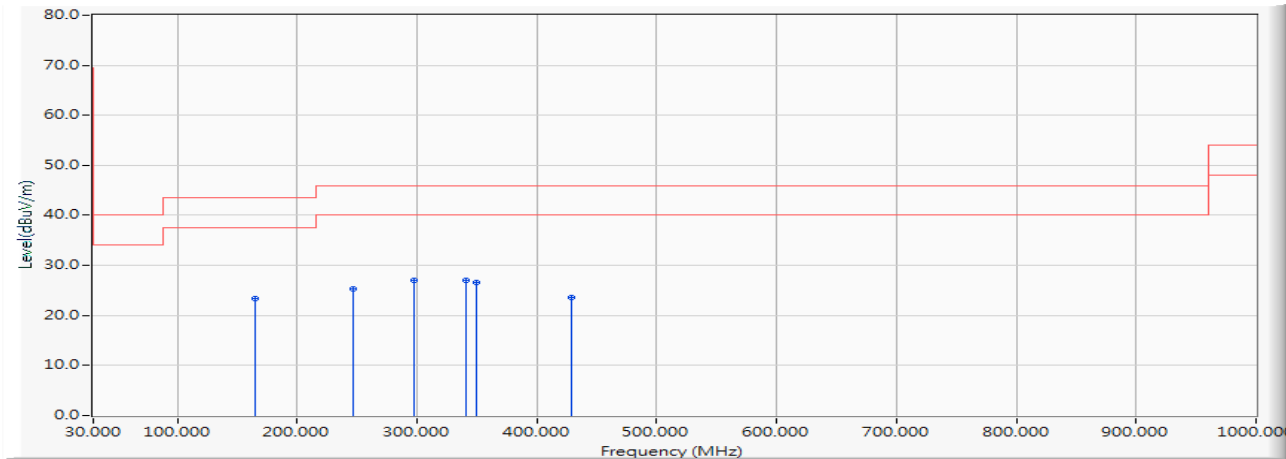
**Note:**

1. All Readings below 1GHz are Quasi-Peak, above 1GHz are performed with peak and/or average measurements as necessary.
2. Measurement Level = Reading Level + Correct Factor.
3. Correct Factor = Antenna factor + Cable loss – Amplifier gain.
4. The emission levels of other frequencies are very lower than the limit and not show in test report.
5. No emission found between lowest internal used/generated frequency to 30MHz.



Product : Intel® Wireless-AC 9560  
 Test Item : General Radiated Emission Data  
 Test Date : 2018/12/27  
 Test Mode : Mode 3 MIMO: Transmit (802.11n-20BW\_14.4Mbps) (2442 MHz)

### Horizontal

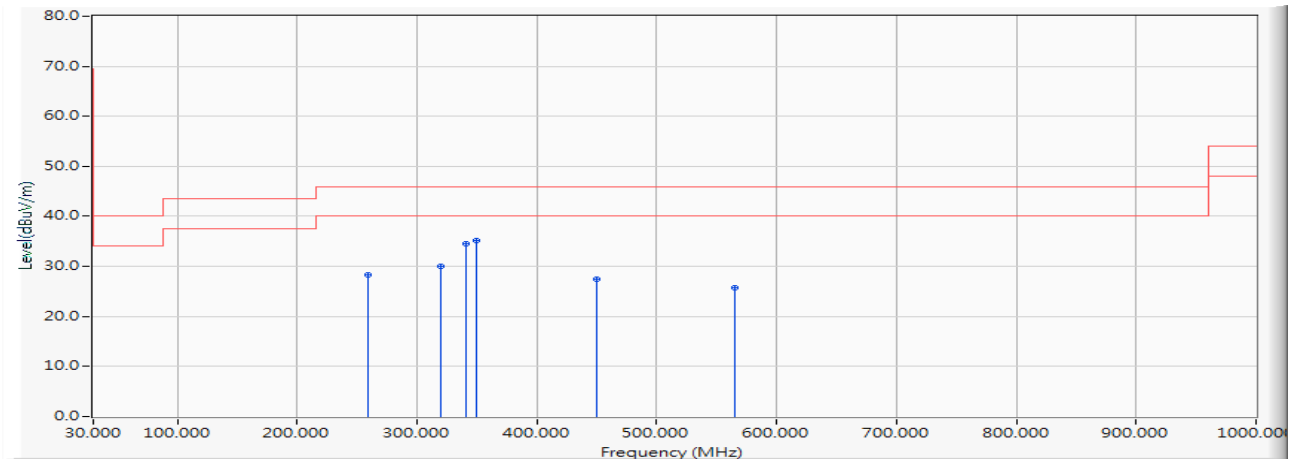


		Frequency (MHz)	Correct Factor (dB)	Reading Level (dBμV)	Measure Level (dBμV/m)	Margin (dB)	Limit (dBμV/m)	Detector Type
1		164.957	-11.002	34.431	23.429	-20.071	43.500	QUASIPEAK
2		246.493	-12.128	37.383	25.255	-20.745	46.000	QUASIPEAK
3		297.101	-10.435	37.365	26.930	-19.070	46.000	QUASIPEAK
4	*	340.681	-9.396	36.513	27.118	-18.882	46.000	QUASIPEAK
5		349.116	-9.199	35.901	26.701	-19.299	46.000	QUASIPEAK
6		429.246	-7.309	30.831	23.522	-22.478	46.000	QUASIPEAK

### Note:

1. All Readings below 1GHz are Quasi-Peak, above 1GHz are performed with peak and/or average measurements as necessary.
2. Measurement Level = Reading Level + Correct Factor.
3. Correct Factor = Antenna factor + Cable loss – Amplifier gain.
4. The emission levels of other frequencies are very lower than the limit and not show in test report.
5. No emission found between lowest internal used/generated frequency to 30MHz.

Product : Intel® Wireless-AC 9560  
 Test Item : General Radiated Emission Data  
 Test Date : 2018/12/27  
 Test Mode : Mode 3 MIMO: Transmit (802.11n-20BW\_14.4Mbps) (2442 MHz)

**Vertical**

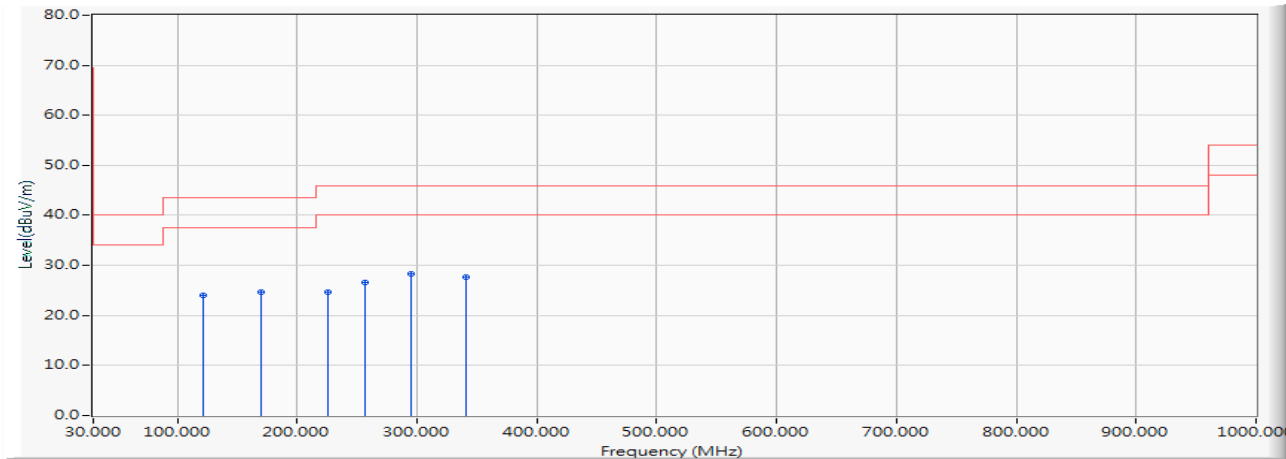
		Frequency (MHz)	Correct Factor (dB)	Reading Level (dBμV)	Measure Level (dBμV/m)	Margin (dB)	Limit (dBμV/m)	Detector Type
1		259.145	-11.962	40.238	28.276	-17.724	46.000	QUASIPeAK
2		319.594	-9.880	39.836	29.956	-16.044	46.000	QUASIPeAK
3		340.681	-9.396	43.957	34.562	-11.438	46.000	QUASIPeAK
4	*	349.116	-9.199	44.437	35.237	-10.763	46.000	QUASIPeAK
5		450.333	-6.789	34.196	27.406	-18.594	46.000	QUASIPeAK
6		565.609	-4.810	30.568	25.757	-20.243	46.000	QUASIPeAK

**Note:**

1. All Readings below 1GHz are Quasi-Peak, above 1GHz are performed with peak and/or average measurements as necessary.
2. Measurement Level = Reading Level + Correct Factor.
3. Correct Factor = Antenna factor + Cable loss – Amplifier gain.
4. The emission levels of other frequencies are very lower than the limit and not show in test report.
5. No emission found between lowest internal used/generated frequency to 30MHz.

Product : Intel® Wireless-AC 9560  
 Test Item : General Radiated Emission Data  
 Test Date : 2018/12/27  
 Test Mode : Mode 3 MIMO: Transmit (802.11n-40BW\_30Mbps) (2442 MHz)

### Horizontal



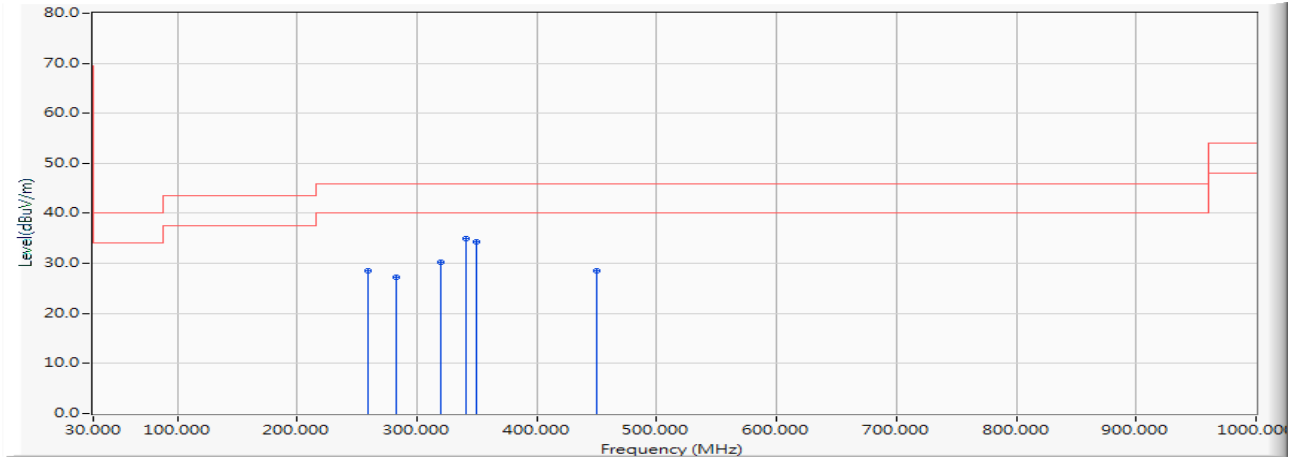
		Frequency (MHz)	Correct Factor (dB)	Reading Level (dBμV)	Measure Level (dBμV/m)	Margin (dB)	Limit (dBμV/m)	Detector Type
1		121.377	-13.286	37.359	24.073	-19.427	43.500	QUASIPeAK
2		170.580	-11.259	35.830	24.571	-18.929	43.500	QUASIPeAK
3		225.406	-13.091	37.728	24.637	-21.363	46.000	QUASIPeAK
4		256.333	-11.998	38.653	26.654	-19.346	46.000	QUASIPeAK
5	*	295.696	-10.481	38.708	28.227	-17.773	46.000	QUASIPeAK
6		340.681	-9.396	37.159	27.764	-18.236	46.000	QUASIPeAK

### Note:

1. All Readings below 1GHz are Quasi-Peak, above 1GHz are performed with peak and/or average measurements as necessary.
2. Measurement Level = Reading Level + Correct Factor.
3. Correct Factor = Antenna factor + Cable loss – Amplifier gain.
4. The emission levels of other frequencies are very lower than the limit and not show in test report.
5. No emission found between lowest internal used/generated frequency to 30MHz.

Product : Intel® Wireless-AC 9560  
 Test Item : General Radiated Emission Data  
 Test Date : 2018/12/27  
 Test Mode : Mode 3 MIMO: Transmit (802.11n-40BW\_30Mbps) (2442 MHz)

### Vertical



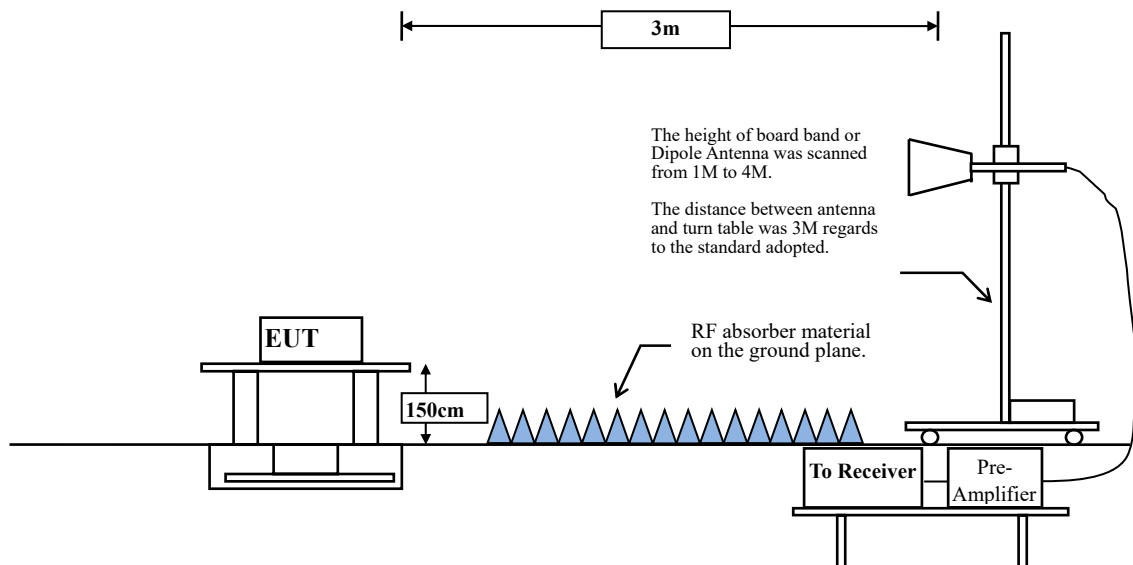
		Frequency (MHz)	Correct Factor (dB)	Reading Level (dBμV)	Measure Level (dBμV/m)	Margin (dB)	Limit (dBμV/m)	Detector Type
1		259.145	-11.962	40.520	28.558	-17.442	46.000	QUASIPeAK
2		283.043	-10.822	38.156	27.333	-18.667	46.000	QUASIPeAK
3		319.594	-9.880	40.115	30.235	-15.765	46.000	QUASIPeAK
4	*	340.681	-9.396	44.275	34.880	-11.120	46.000	QUASIPeAK
5		349.116	-9.199	43.564	34.364	-11.636	46.000	QUASIPeAK
6		450.333	-6.789	35.415	28.625	-17.375	46.000	QUASIPeAK

### Note:

1. All Readings below 1GHz are Quasi-Peak, above 1GHz are performed with peak and/or average measurements as necessary.
2. Measurement Level = Reading Level + Correct Factor.
3. Correct Factor = Antenna factor + Cable loss – Amplifier gain.
4. The emission levels of other frequencies are very lower than the limit and not show in test report.
5. No emission found between lowest internal used/generated frequency to 30MHz.

## 4. Band Edge

### 4.1. Test Setup



### 4.2. Limits

According to FCC Section 15.247(d). In any 100 kHz bandwidth outside the frequency band in which the spread spectrum or digitally modulated intentional radiator is operating, the radio frequency power that is produced by the intentional radiator shall be at least 20 dB below that in the 100 kHz bandwidth within the band that contains the highest level of the desired power, based on either an RF conducted or measurement, provided the transmitter demonstrates compliance with the peak conducted power limits. If the transmitter complies with the conducted power limits based on the use of RMS averaging over a time interval, the attenuation required under this paragraph shall be 30 dB instead of 20 dB. Attenuation below the general limits specified in Section 15.209(a) is not required. In addition, radiated emissions which fall in the restricted bands, as defined in Section 15.205(a), must also comply with the radiated emission limits specified in Section 15.209(a) (see Section 15.205(c)).

### 4.3. Test Procedure

The EUT was setup according to ANSI C63.10, 2013 and tested according to DTS test procedure of KDB558074 for compliance to FCC 47CFR 15.247 requirements.

The EUT is placed on a turn table which is 1.5 meter above ground. The turn table is rotated 360 degrees to determine the position of the maximum emission level. The EUT was positioned such that the distance from antenna to the EUT was 3 meters.

The antenna is scanned from 1 meter to 4 meters to find out the maximum emission level. This is repeated for both horizontal and vertical polarization of the antenna. In order to find the maximum emission, all of the interface cables were manipulated according to ANSI C63.10:2013 on radiated measurement.

#### **RBW and VBW Parameter setting:**

According to KDB 558074 Peak power measurement procedure

RBW = as specified in Table 1.

VBW  $\geq$  3 x RBW.

**Table 1 —RBW as a function of frequency**

Frequency	RBW
9-150 kHz	200-300 Hz
0.15-30 MHz	9-10 kHz
30-1000 MHz	100-120 kHz
> 1000 MHz	1 MHz

According to KDB 558074 Average power measurement procedure

RBW = 1MHz.

VBW = 10Hz, when duty cycle  $\geq 98\%$

VBW  $\geq 1/T$ , when duty cycle  $< 98\%$

( T refers to the minimum transmission duration over which the transmitter is on and is transmitting at its maximum power control level for the tested mode of operation.)

#### SISO A:

2.4GHz band	Duty Cycle (%)	T (ms)	1/T (Hz)	VBW (Hz)
802.11b	99.20	--	--	10
802.11g	98.80	--	--	10
802.11n20	99.80	--	--	10
802.11n40	99.58	--	--	10

Note: Duty Cycle Refer to Section 5

#### SISO B:

2.4GHz band	Duty Cycle (%)	T (ms)	1/T (Hz)	VBW (Hz)
802.11b	99.88	--	--	10
802.11g	99.52	--	--	10
802.11n20	99.84	--	--	10
802.11n40	99.67	--	--	10

Note: Duty Cycle Refer to Section 5

#### MIMO:

2.4GHz band	Duty Cycle (%)	T (ms)	1/T (Hz)	VBW (Hz)
802.11n20	99.63	--	--	10
802.11n40	99.34	--	--	10

Note: Duty Cycle Refer to Section 5

## 4.4. Uncertainty

Horizontal polarization : 1-18GHz:  $\pm 3.77\text{dB}$

Vertical polarization : 1-18GHz :  $\pm 3.83\text{dB}$

#### 4.5. Test Result of Band Edge

Product : Intel® Wireless-AC 9560  
 Test Item : Band Edge  
 Test Date : 2018/12/20  
 Test Mode : Mode 1 SISO A: Transmit (802.11b\_1Mbps) 2412MHz

##### RF Radiated Measurement (Horizontal):

Channel No.	Frequency (MHz)	Correct Factor (dB)	Reading Level (dBμV)	Emission Level (dBμV/m)	Peak Limit (dBμV/m)	Average Limit (dBμV/m)	Result
01 (Peak)	2390.000	10.262	51.470	61.732	74.00	54.00	Pass
01 (Peak)	2400.000	10.304	60.443	70.746	--	--	Pass
01 (Peak)	2410.290	10.345	90.582	100.927	--	--	--
01 (Average)	2386.667	10.248	35.191	45.439	74.00	54.00	Pass
01 (Average)	2390.000	10.262	27.317	37.579	74.00	54.00	Pass
01 (Average)	2397.681	10.294	41.109	51.403	--	--	Pass
01 (Average)	2400.000	10.304	36.837	47.140	--	--	Pass
01 (Average)	2412.754	10.355	85.366	95.721	--	--	--

Figure Channel 01: Horizontal (Peak)

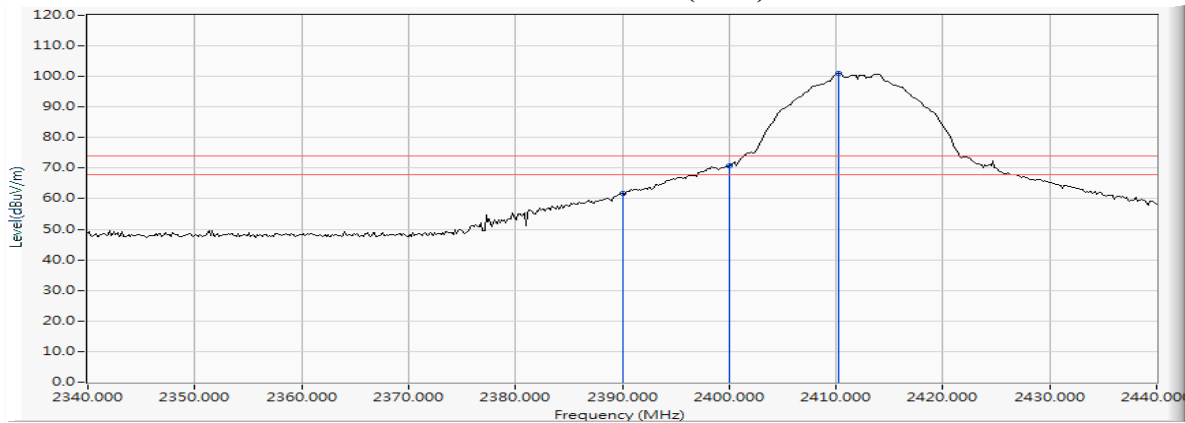
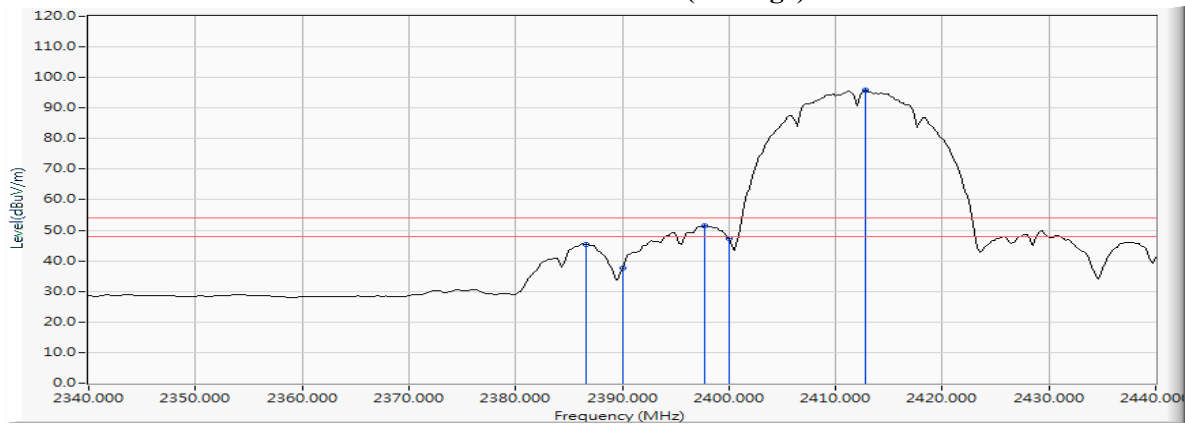


Figure Channel 01: Horizontal (Average)



Note:

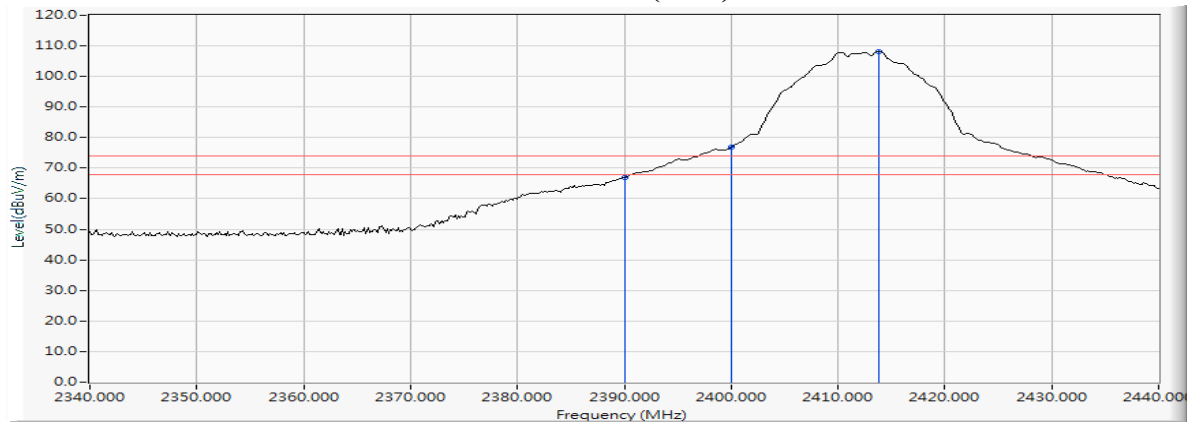
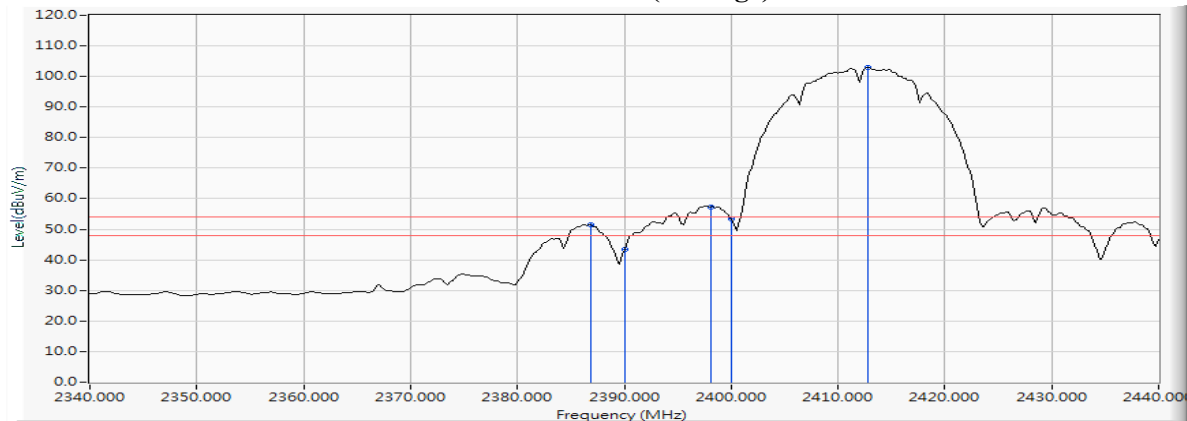
1. All readings above 1GHz are performed with peak and/or average measurements as necessary.
2. Measurement Level = Reading Level + Correct Factor.
3. The average measurement was not performed when the peak measured data under the limit of average detection.



Product : Intel® Wireless-AC 9560  
 Test Item : Band Edge  
 Test Date : 2018/12/20  
 Test Mode : Mode 1 SISO A: Transmit (802.11b\_1Mbps) 2412MHz

**RF Radiated Measurement (Vertical):**

Channel No.	Frequency (MHz)	Correct Factor (dB)	Reading Level (dBμV)	Emission Level (dBμV/m)	Peak Limit (dBμV/m)	Average Limit (dBμV/m)	Result
01 (Peak)	2390.000	10.262	56.721	66.983	74.00	54.00	Pass
01 (Peak)	2400.000	10.304	66.608	76.911	--	--	Pass
01 (Peak)	2413.768	10.359	97.876	108.235	--	--	--
01 (Average)	2386.812	10.249	41.120	51.369	74.00	54.00	Pass
01 (Average)	2390.000	10.262	33.050	43.312	74.00	54.00	Pass
01 (Average)	2398.116	10.295	47.103	57.398	--	--	Pass
01 (Average)	2400.000	10.304	43.165	53.468	--	--	Pass
01 (Average)	2412.754	10.355	92.627	102.982	--	--	--

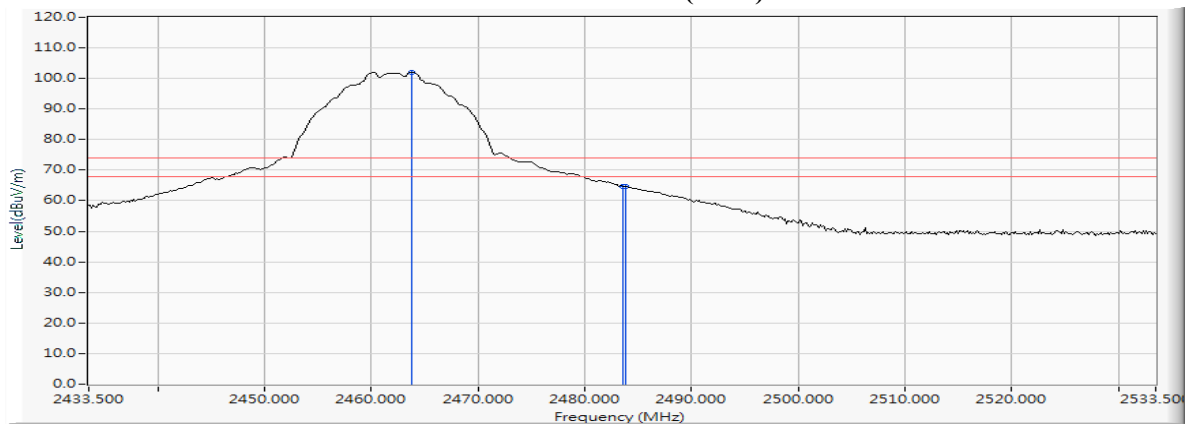
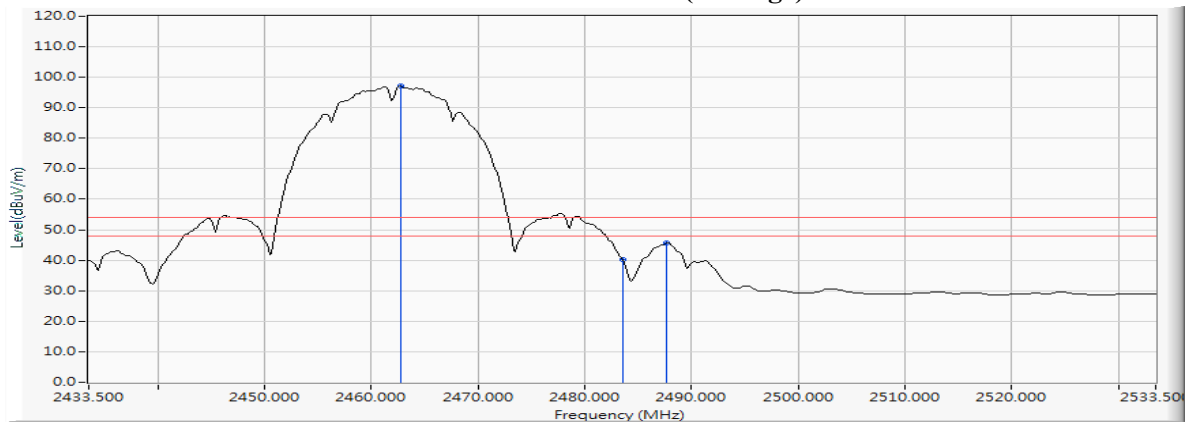
**Figure Channel 01:****Vertical (Peak)****Figure Channel 01:****Vertical (Average)****Note:**

1. All readings above 1GHz are performed with peak and/or average measurements as necessary.
2. Measurement Level = Reading Level + Correct Factor.
3. The average measurement was not performed when the peak measured data under the limit of average detection.

Product : Intel® Wireless-AC 9560  
 Test Item : Band Edge  
 Test Date : 2018/12/20  
 Test Mode : Mode 1 SISO A: Transmit (802.11b\_1Mbps) 2462MHz

**RF Radiated Measurement (Horizontal):**

Channel No.	Frequency (MHz)	Correct Factor (dB)	Reading Level (dBμV)	Emission Level (dBμV/m)	Peak Limit (dBμV/m)	Average Limit (dBμV/m)	Result
11 (Peak)	2463.790	10.558	91.582	102.139	--	--	--
11 (Peak)	2483.500	10.640	53.919	64.560	74.00	54.00	Pass
11 (Peak)	2483.790	10.643	54.135	64.777	74.00	54.00	Pass
11 (Average)	2462.775	10.554	86.659	97.212	--	--	--
11 (Average)	2483.500	10.640	29.549	40.190	74.00	54.00	Pass
11 (Average)	2487.703	10.658	34.904	45.561	74.00	54.00	Pass

**Figure Channel 11: Horizontal (Peak)****Figure Channel 11: Horizontal (Average)**

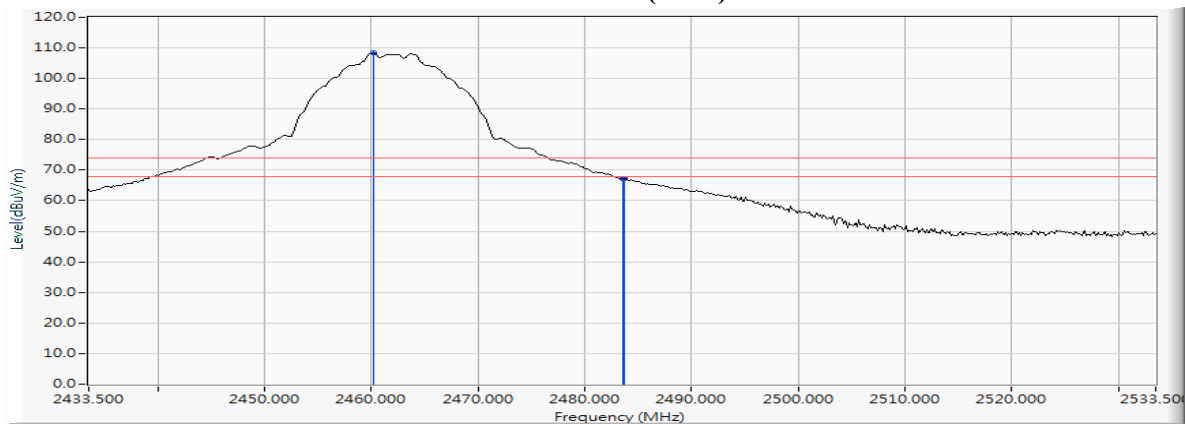
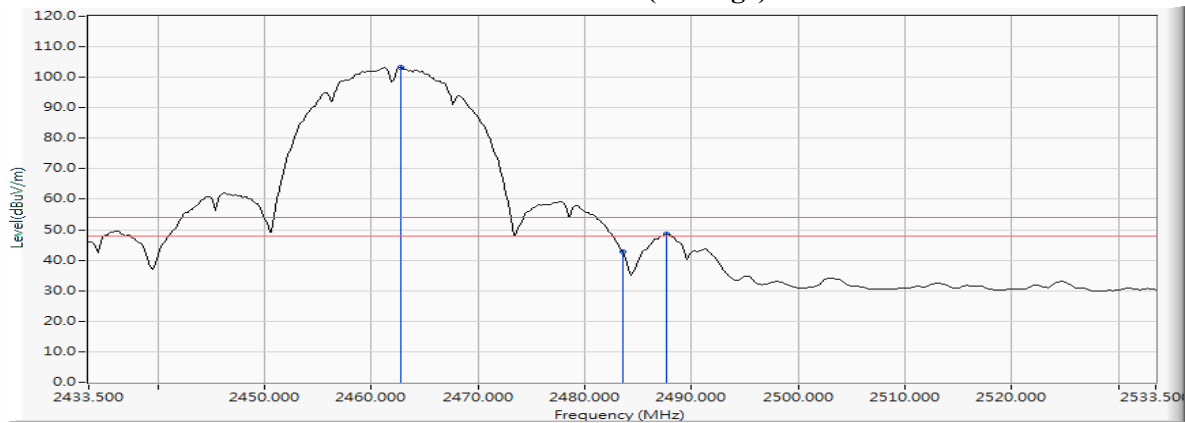
Note:

1. All readings above 1GHz are performed with peak and/or average measurements as necessary.
2. Measurement Level = Reading Level + Correct Factor.
3. The average measurement was not performed when the peak measured data under the limit of average detection.

Product : Intel® Wireless-AC 9560  
 Test Item : Band Edge  
 Test Date : 2018/12/20  
 Test Mode : Mode 1 SISO A: Transmit (802.11b\_1Mbps) 2462MHz

**RF Radiated Measurement (Vertical):**

Channel No.	Frequency (MHz)	Correct Factor (dB)	Reading Level (dBμV)	Emission Level (dBμV/m)	Peak Limit (dBμV/m)	Average Limit (dBμV/m)	Result
11 (Peak)	2460.167	10.541	97.735	108.277	--	--	--
11 (Peak)	2483.500	10.640	56.743	67.384	74.00	54.00	Pass
11 (Peak)	2483.645	10.642	56.746	67.388	74.00	54.00	Pass
11 (Average)	2462.775	10.554	92.672	103.225	--	--	--
11 (Average)	2483.500	10.640	32.270	42.911	74.00	54.00	Pass
11 (Average)	2487.703	10.658	37.997	48.654	74.00	54.00	Pass

**Figure Channel 11: Vertical (Peak)****Figure Channel 11: Vertical (Average)**

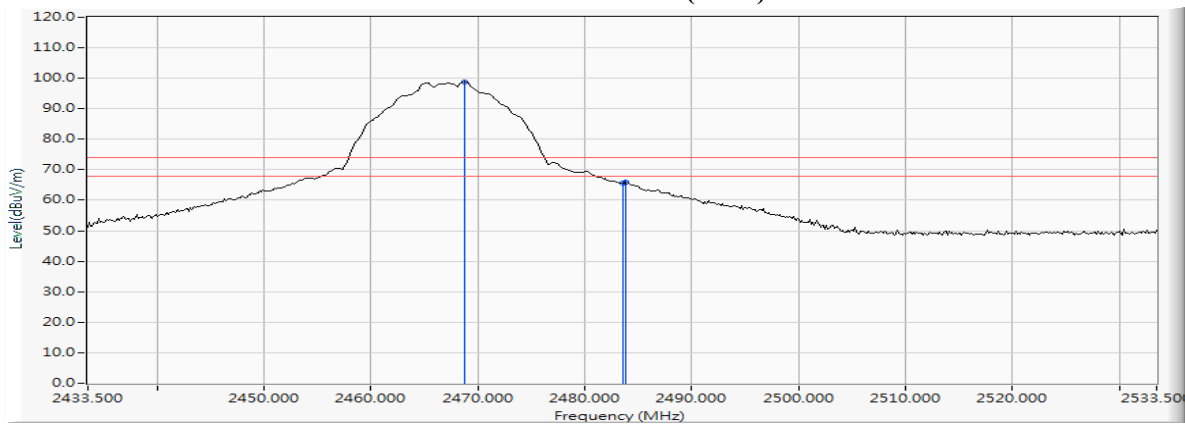
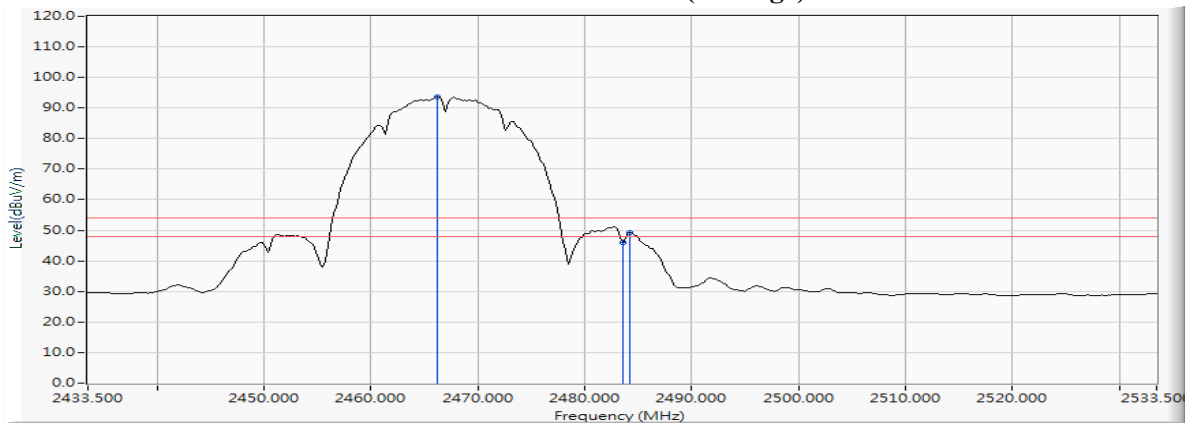
Note:

1. All readings above 1GHz are performed with peak and/or average measurements as necessary.
2. Measurement Level = Reading Level + Correct Factor.
3. The average measurement was not performed when the peak measured data under the limit of average detection.

Product : Intel® Wireless-AC 9560  
 Test Item : Band Edge  
 Test Date : 2018/12/20  
 Test Mode : Mode 1 SISO A: Transmit (802.11b\_1Mbps) 2467MHz

**RF Radiated Measurement (Horizontal):**

Channel No.	Frequency (MHz)	Correct Factor (dB)	Reading Level (dBμV)	Emission Level (dBμV/m)	Peak Limit (dBμV/m)	Average Limit (dBμV/m)	Result
12 (Peak)	2468.717	10.580	88.222	98.802	--	--	--
12 (Peak)	2483.500	10.640	54.935	65.576	74.00	54.00	Pass
12 (Peak)	2483.790	10.643	55.389	66.031	74.00	54.00	Pass
12 (Average)	2466.254	10.568	83.093	93.662	--	--	--
12 (Average)	2483.500	10.640	35.225	45.866	74.00	54.00	Pass
12 (Average)	2484.225	10.645	38.685	49.329	74.00	54.00	Pass

**Figure Channel 12: Horizontal (Peak)****Figure Channel 12: Horizontal (Average)**

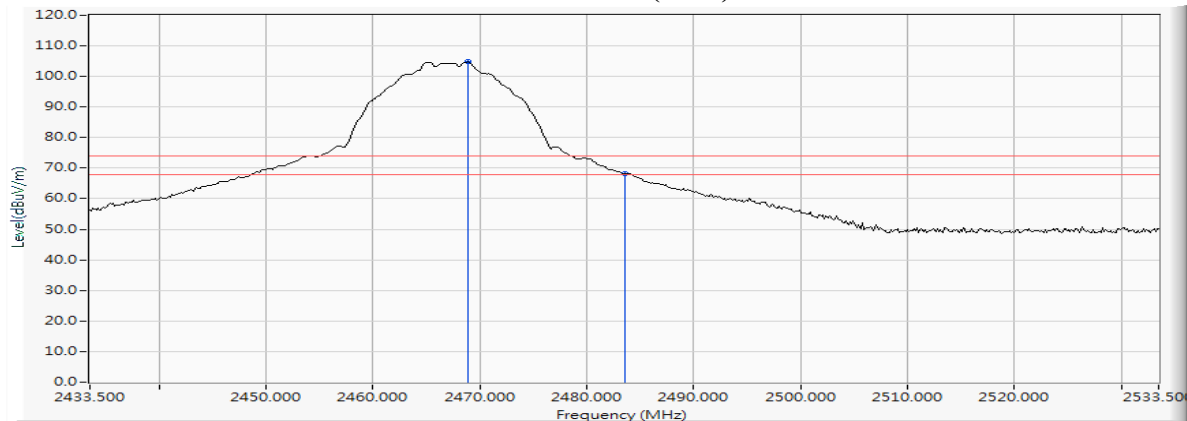
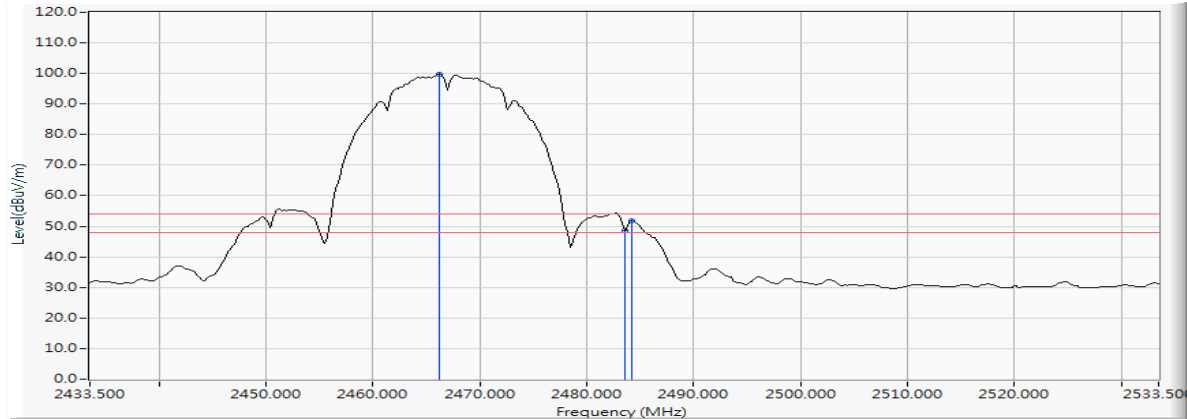
Note:

1. All readings above 1GHz are performed with peak and/or average measurements as necessary.
2. Measurement Level = Reading Level + Correct Factor.
3. The average measurement was not performed when the peak measured data under the limit of average detection.

Product : Intel® Wireless-AC 9560  
 Test Item : Band Edge  
 Test Date : 2018/12/20  
 Test Mode : Mode 1 SISO A: Transmit (802.11b\_1Mbps) 2467MHz

**RF Radiated Measurement (Vertical):**

Channel No.	Frequency (MHz)	Correct Factor (dB)	Reading Level (dBμV)	Emission Level (dBμV/m)	Peak Limit (dBμV/m)	Average Limit (dBμV/m)	Result
12 (Peak)	2468.862	10.580	94.153	104.733	--	--	--
12 (Peak)	2483.500	10.640	57.483	68.124	74.00	54.00	Pass
12 (Average)	2466.254	10.568	89.136	99.705	--	--	--
12 (Average)	2483.500	10.640	38.092	48.733	74.00	54.00	Pass
12 (Average)	2484.225	10.645	41.268	51.912	74.00	54.00	Pass

**Figure Channel 12: Vertical (Peak)****Figure Channel 12: Vertical (Average)**

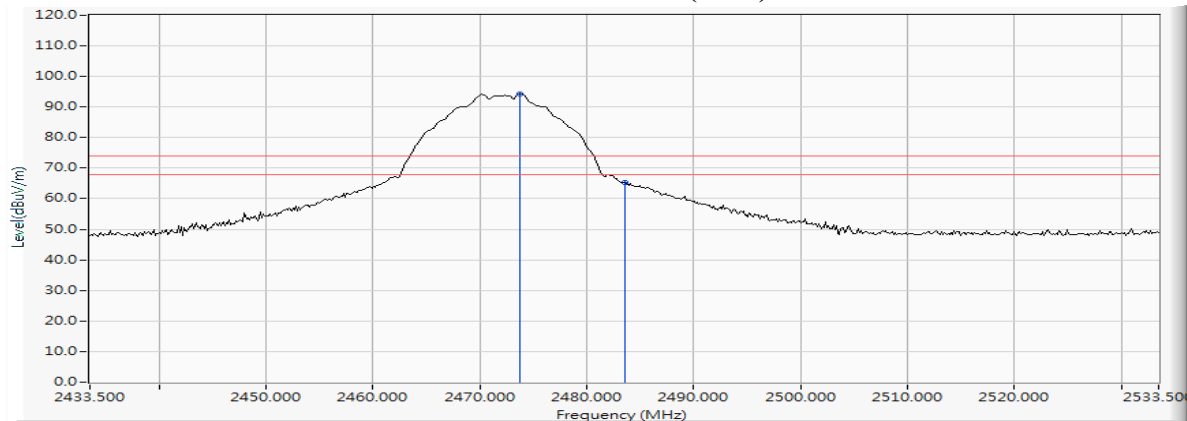
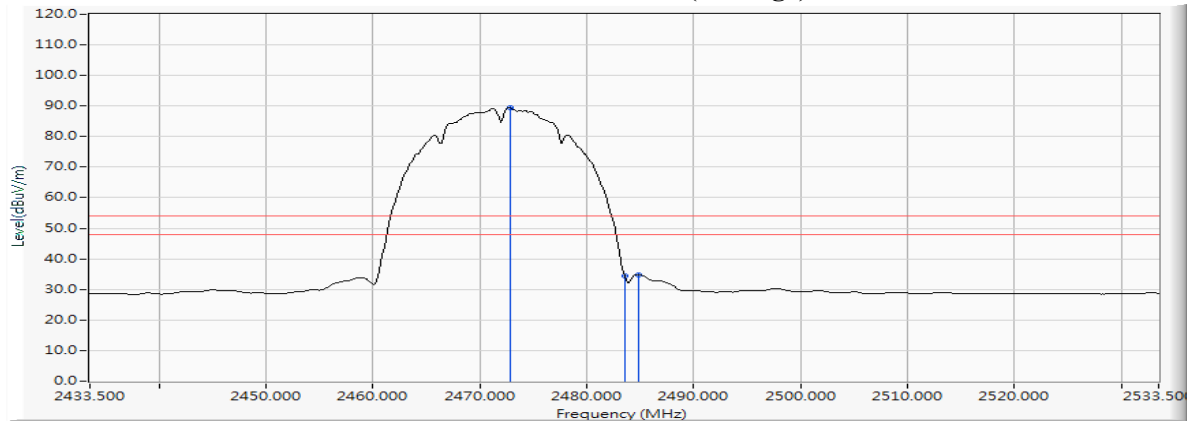
Note:

1. All readings above 1GHz are performed with peak and/or average measurements as necessary.
2. Measurement Level = Reading Level + Correct Factor.
3. The average measurement was not performed when the peak measured data under the limit of average detection.

Product : Intel® Wireless-AC 9560  
 Test Item : Band Edge  
 Test Date : 2018/12/20  
 Test Mode : Mode 1 SISO A: Transmit (802.11b\_1Mbps) 2472MHz

**RF Radiated Measurement (Horizontal):**

Channel No.	Frequency (MHz)	Correct Factor (dB)	Reading Level (dBμV)	Emission Level (dBμV/m)	Peak Limit (dBμV/m)	Average Limit (dBμV/m)	Result
13 (Peak)	2473.790	10.602	83.677	94.280	--	--	--
13 (Peak)	2483.500	10.640	54.507	65.148	74.00	54.00	Pass
13 (Average)	2472.775	10.598	78.787	89.385	--	--	--
13 (Average)	2483.500	10.640	23.871	34.512	74.00	54.00	Pass
13 (Average)	2484.804	10.646	24.252	34.898	74.00	54.00	Pass

**Figure Channel 13: Horizontal (Peak)****Figure Channel 13: Horizontal (Average)**

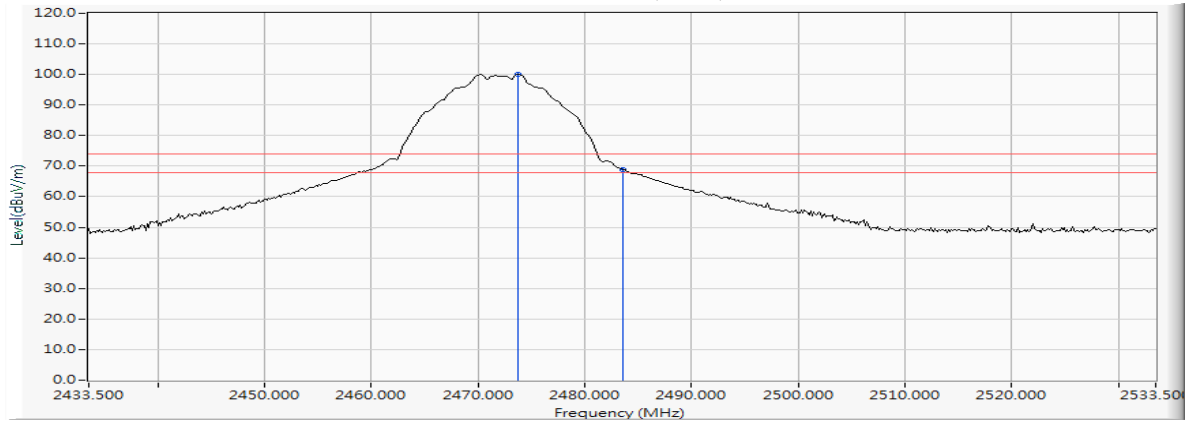
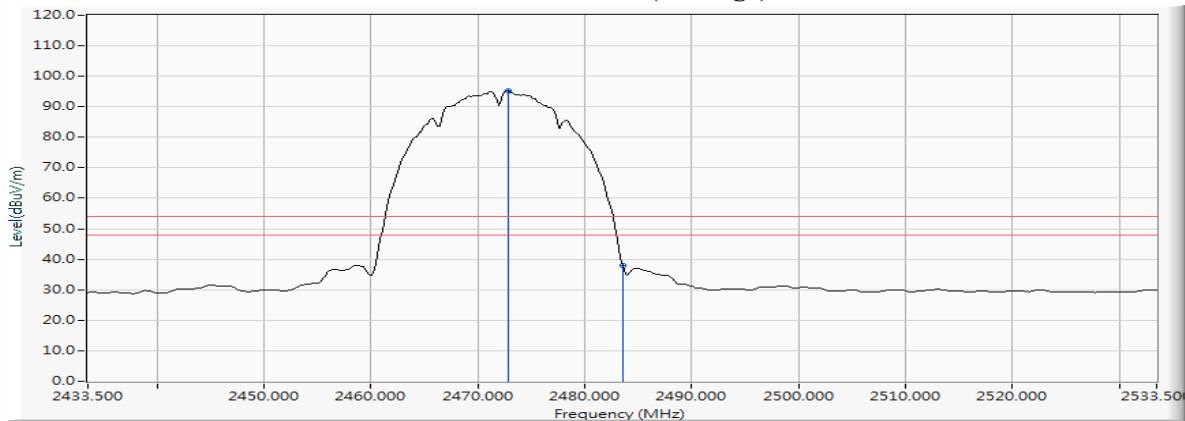
Note:

1. All readings above 1GHz are performed with peak and/or average measurements as necessary.
2. Measurement Level = Reading Level + Correct Factor.
3. The average measurement was not performed when the peak measured data under the limit of average detection.

Product : Intel® Wireless-AC 9560  
 Test Item : Band Edge  
 Test Date : 2018/12/21  
 Test Mode : Mode 1 SISO A: Transmit (802.11b\_1Mbps) 2472MHz

**RF Radiated Measurement (Vertical):**

Channel No.	Frequency (MHz)	Correct Factor (dB)	Reading Level (dBμV)	Emission Level (dBμV/m)	Peak Limit (dBμV/m)	Average Limit (dBμV/m)	Result
13 (Peak)	2473.790	10.602	89.347	99.950	--	--	--
13 (Peak)	2483.500	10.640	58.308	68.949	74.00	54.00	Pass
13 (Average)	2472.775	10.598	84.535	95.133	--	--	--
13 (Average)	2483.500	10.640	27.410	38.051	74.00	54.00	Pass

**Figure Channel 13: Vertical (Peak)****Figure Channel 13: Vertical (Average)**

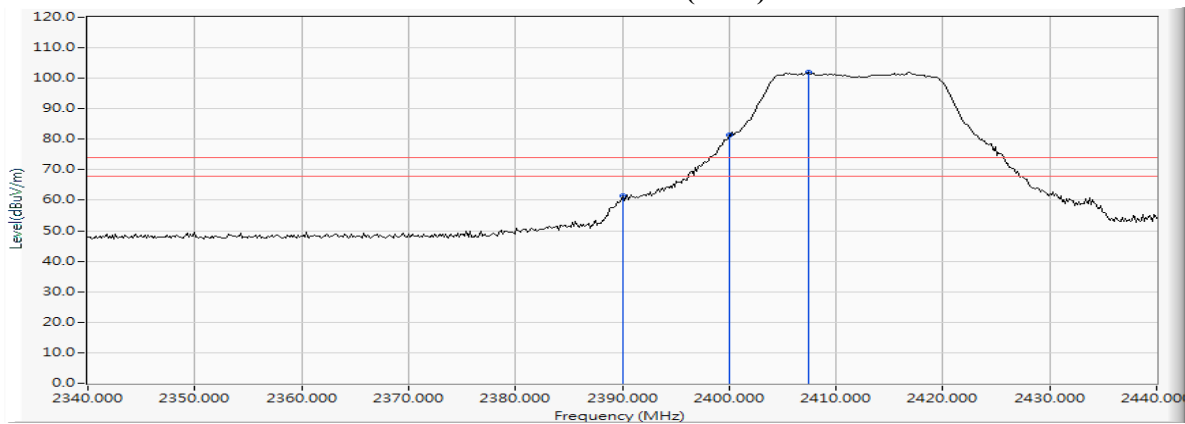
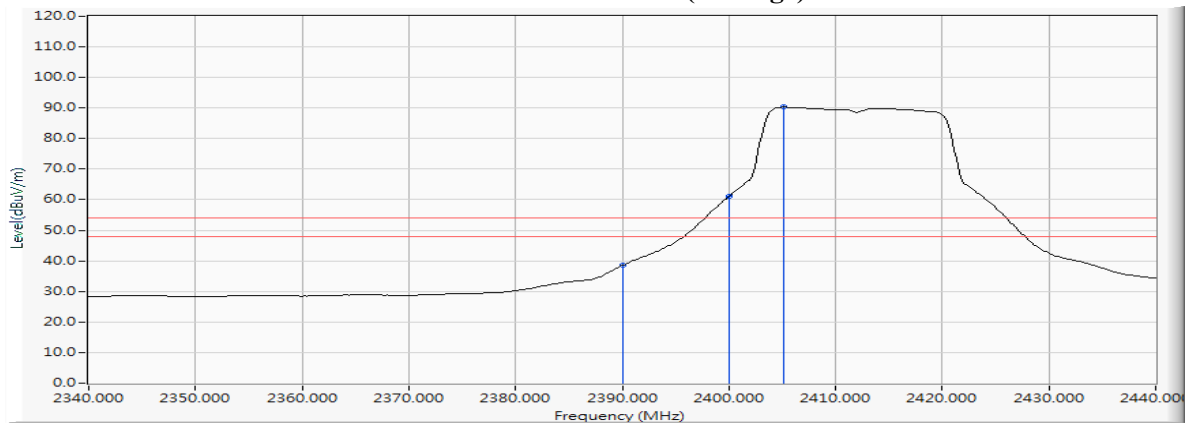
Note:

1. All readings above 1GHz are performed with peak and/or average measurements as necessary.
2. Measurement Level = Reading Level + Correct Factor.
3. The average measurement was not performed when the peak measured data under the limit of average detection.

Product : Intel® Wireless-AC 9560  
 Test Item : Band Edge  
 Test Date : 2018/12/21  
 Test Mode : Mode 1 SISO A: Transmit (802.11g\_6Mbps) 2412MHz

**RF Radiated Measurement (Horizontal):**

Channel No.	Frequency (MHz)	Correct Factor (dB)	Reading Level (dBμV)	Emission Level (dBμV/m)	Peak Limit (dBμV/m)	Average Limit (dBμV/m)	Result
01 (Peak)	2390.000	10.262	51.257	61.519	74.00	54.00	Pass
01 (Peak)	2400.000	10.304	71.132	81.435	--	--	Pass
01 (Peak)	2407.391	10.334	91.619	101.952	--	--	--
01 (Average)	2390.000	10.262	28.216	38.478	74.00	54.00	Pass
01 (Average)	2400.000	10.304	50.753	61.056	--	--	Pass
01 (Average)	2405.073	10.324	79.937	90.261	--	--	--

**Figure Channel 01: Horizontal (Peak)****Figure Channel 01: Horizontal (Average)**

Note:

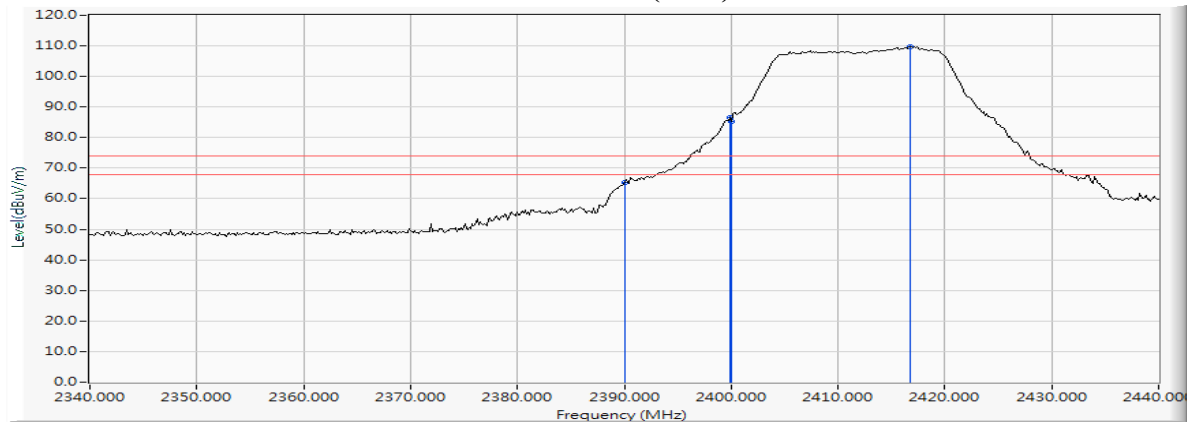
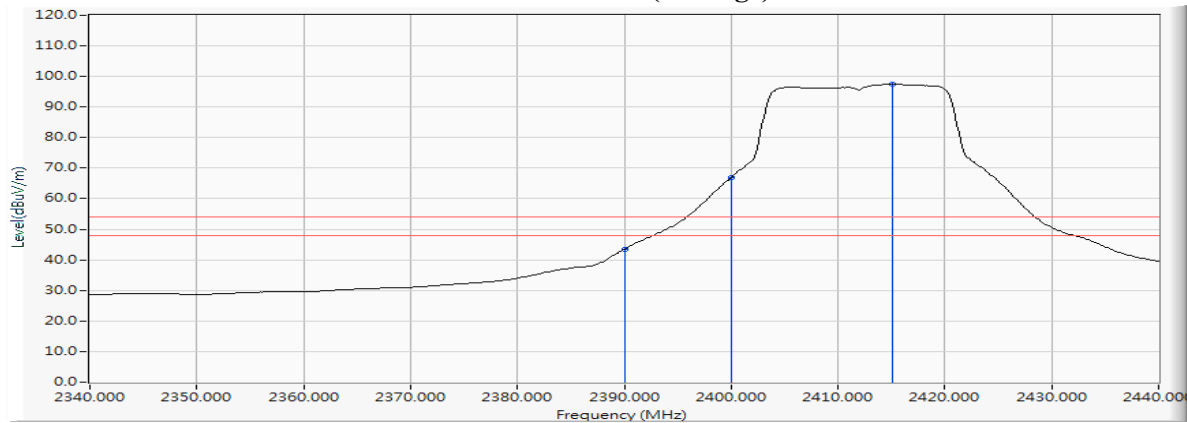
1. All readings above 1GHz are performed with peak and/or average measurements as necessary.
2. Measurement Level = Reading Level + Correct Factor.
3. The average measurement was not performed when the peak measured data under the limit of average detection.



Product : Intel® Wireless-AC 9560  
 Test Item : Band Edge  
 Test Date : 2018/12/21  
 Test Mode : Mode 1 SISO A: Transmit (802.11g\_6Mbps) 2412MHz

**RF Radiated Measurement (Vertical):**

Channel No.	Frequency (MHz)	Correct Factor (dB)	Reading Level (dBμV)	Emission Level (dBμV/m)	Peak Limit (dBμV/m)	Average Limit (dBμV/m)	Result
01 (Peak)	2390.000	10.262	54.895	65.157	74.00	54.00	Pass
01 (Peak)	2399.855	10.304	76.099	86.402	--	--	Pass
01 (Peak)	2400.000	10.304	74.934	85.237	--	--	Pass
01 (Peak)	2416.812	10.372	99.443	109.814	--	--	--
01 (Average)	2390.000	10.262	33.228	43.490	74.00	54.00	Pass
01 (Average)	2400.000	10.304	56.619	66.922	--	--	Pass
01 (Average)	2415.072	10.364	87.068	97.432	--	--	--

**Figure Channel 01: Vertical (Peak)****Figure Channel 01: Vertical (Average)**

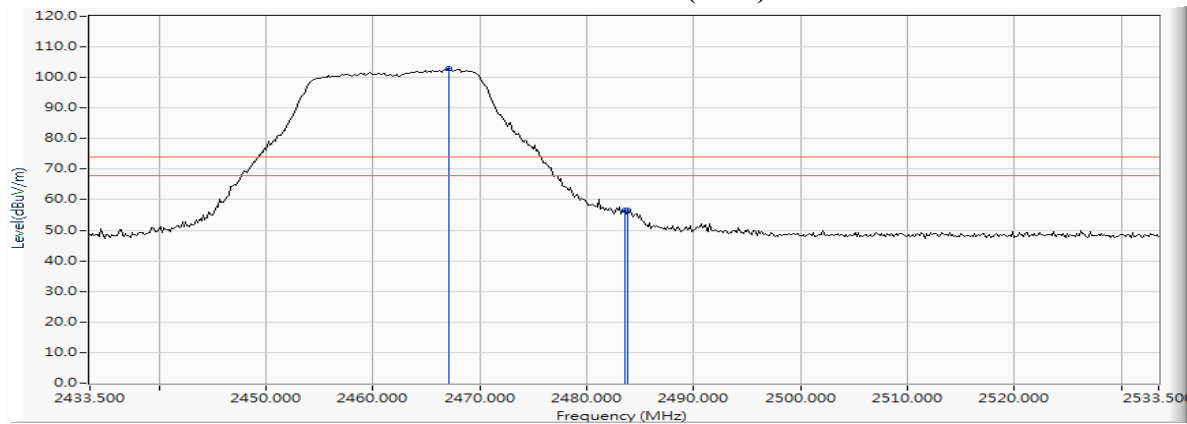
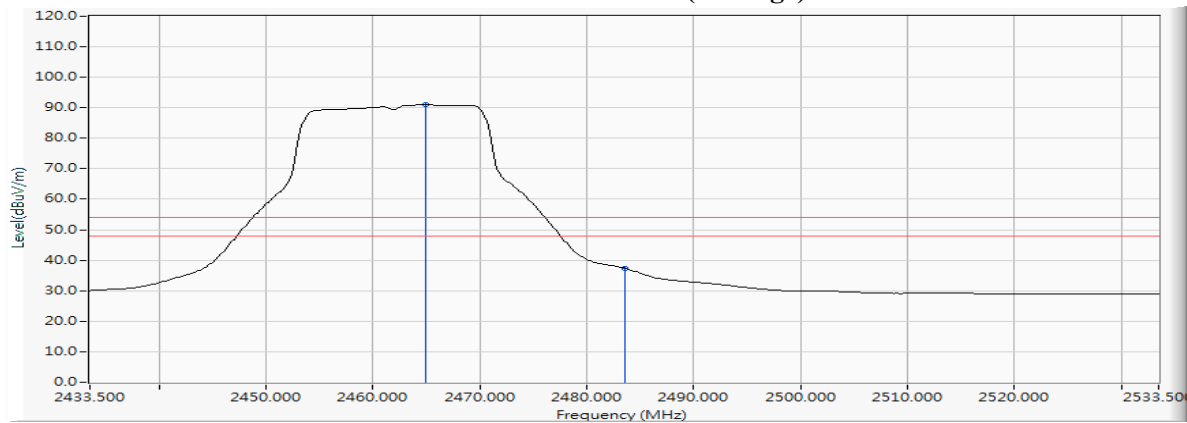
Note:

1. All readings above 1GHz are performed with peak and/or average measurements as necessary.
2. Measurement Level = Reading Level + Correct Factor.
3. The average measurement was not performed when the peak measured data under the limit of average detection.

Product : Intel® Wireless-AC 9560  
 Test Item : Band Edge  
 Test Date : 2018/12/21  
 Test Mode : Mode 1 SISO A: Transmit (802.11g\_6Mbps) 2462MHz

**RF Radiated Measurement (Horizontal):**

Channel No.	Frequency (MHz)	Correct Factor (dB)	Reading Level (dBμV)	Emission Level (dBμV/m)	Peak Limit (dBμV/m)	Average Limit (dBμV/m)	Result
11 (Peak)	2467.123	10.573	92.536	103.109	--	--	--
11 (Peak)	2483.500	10.640	45.824	56.465	74.00	54.00	Pass
11 (Peak)	2483.790	10.643	46.134	56.776	74.00	54.00	Pass
11 (Average)	2464.949	10.563	80.413	90.976	--	--	--
11 (Average)	2483.500	10.640	26.725	37.366	74.00	54.00	Pass

**Figure Channel 11: Horizontal (Peak)**

**Figure Channel 11: Horizontal (Average)**


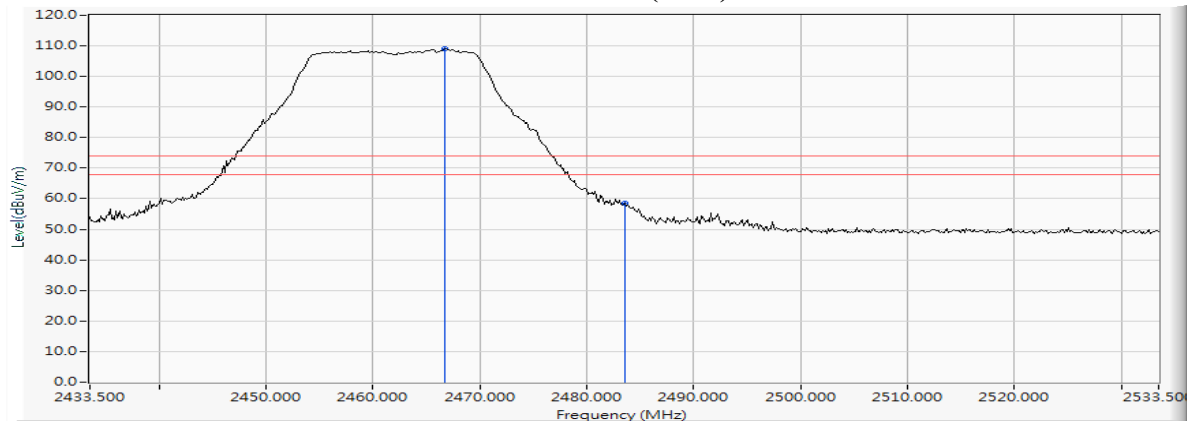
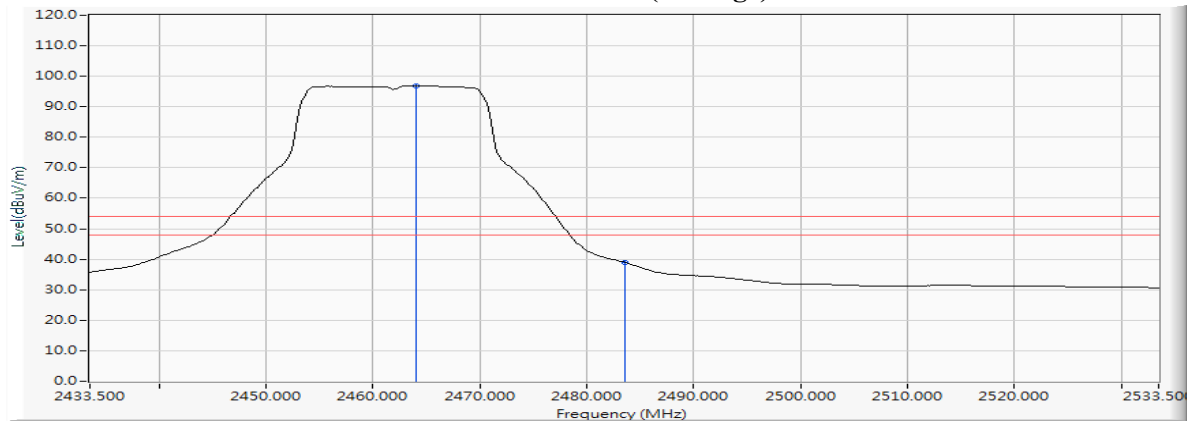
Note:

1. All readings above 1GHz are performed with peak and/or average measurements as necessary.
2. Measurement Level = Reading Level + Correct Factor.
3. The average measurement was not performed when the peak measured data under the limit of average detection.

Product : Intel® Wireless-AC 9560  
 Test Item : Band Edge  
 Test Date : 2018/12/21  
 Test Mode : Mode 1 SISO A: Transmit (802.11g\_6Mbps) 2462MHz

**RF Radiated Measurement (Vertical):**

Channel No.	Frequency (MHz)	Correct Factor (dB)	Reading Level (dBμV)	Emission Level (dBμV/m)	Peak Limit (dBμV/m)	Average Limit (dBμV/m)	Result
11 (Peak)	2466.688	10.570	98.446	109.017	--	--	--
11 (Peak)	2483.500	10.640	47.969	58.610	74.00	54.00	Pass
11 (Average)	2464.080	10.559	86.413	96.972	--	--	--
11 (Average)	2483.500	10.640	28.340	38.981	74.00	54.00	Pass

**Figure Channel 11: Vertical (Peak)**

**Figure Channel 11: Vertical (Average)**


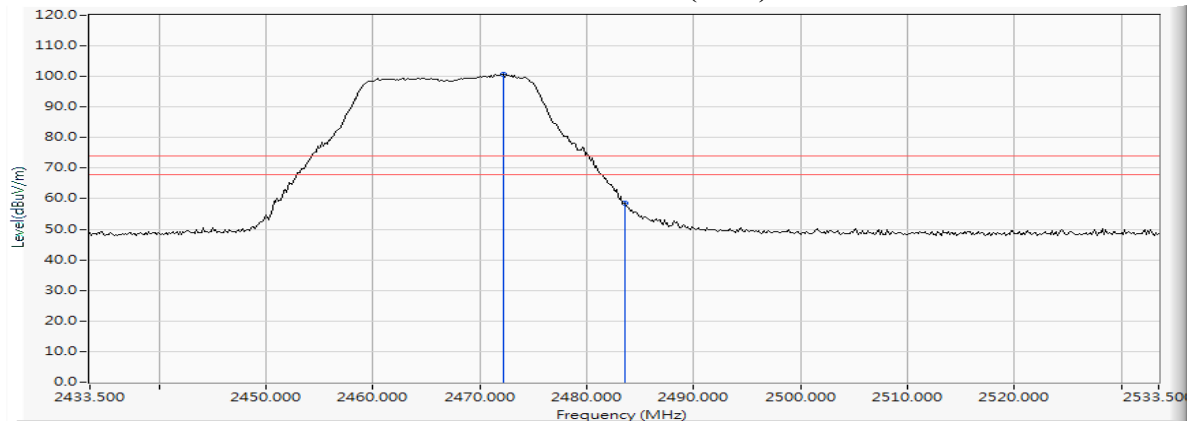
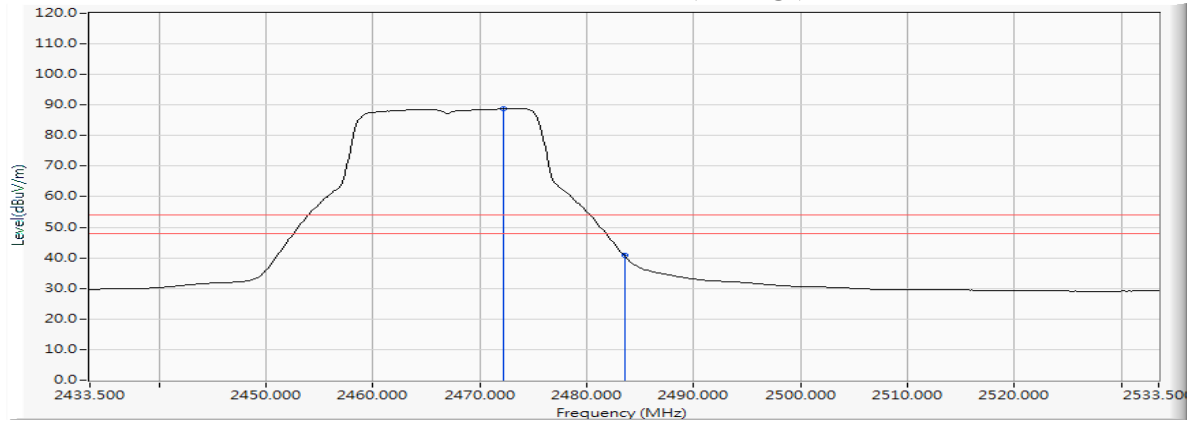
Note:

1. All readings above 1GHz are performed with peak and/or average measurements as necessary.
2. Measurement Level = Reading Level + Correct Factor.
3. The average measurement was not performed when the peak measured data under the limit of average detection.

Product : Intel® Wireless-AC 9560  
 Test Item : Band Edge  
 Test Date : 2018/12/21  
 Test Mode : Mode 1 SISO A: Transmit (802.11g\_6Mbps) 2467MHz

**RF Radiated Measurement (Horizontal):**

Channel No.	Frequency (MHz)	Correct Factor (dB)	Reading Level (dBμV)	Emission Level (dBμV/m)	Peak Limit (dBμV/m)	Average Limit (dBμV/m)	Result
12 (Peak)	2472.196	10.596	90.247	100.843	--	--	--
12 (Peak)	2483.500	10.640	47.776	58.417	74.00	54.00	Pass
12 (Average)	2472.196	10.596	78.188	88.784	--	--	--
12 (Average)	2483.500	10.640	30.141	40.782	74.00	54.00	Pass

**Figure Channel 12: Horizontal (Peak)****Figure Channel 12: Horizontal (Average)**

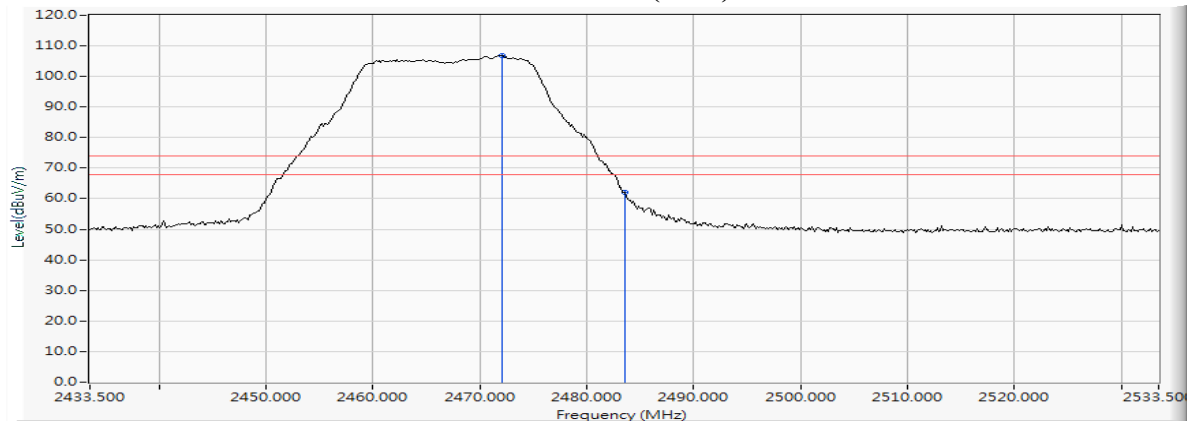
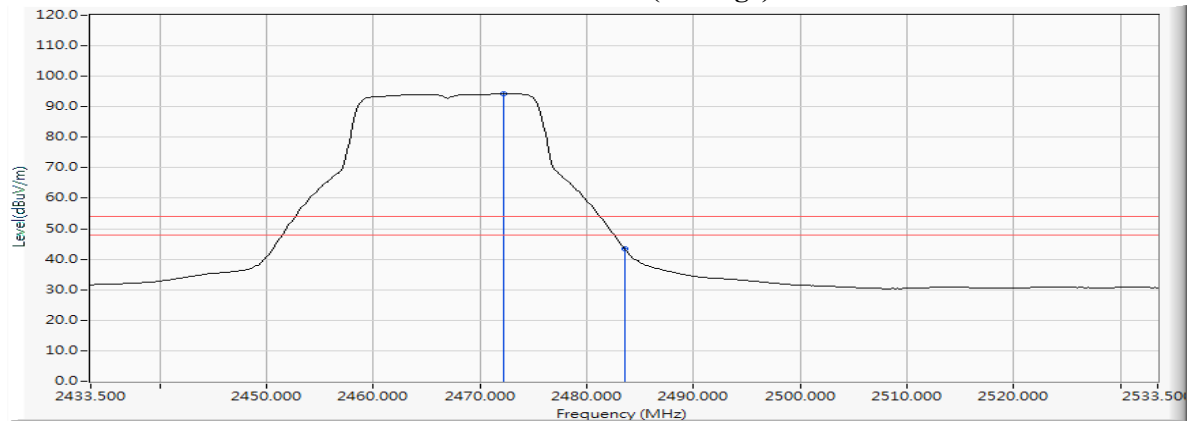
Note:

1. All readings above 1GHz are performed with peak and/or average measurements as necessary.
2. Measurement Level = Reading Level + Correct Factor.
3. The average measurement was not performed when the peak measured data under the limit of average detection.

Product : Intel® Wireless-AC 9560  
 Test Item : Band Edge  
 Test Date : 2018/12/21  
 Test Mode : Mode 1 SISO A: Transmit (802.11g\_6Mbps) 2467MHz

**RF Radiated Measurement (Vertical):**

Channel No.	Frequency (MHz)	Correct Factor (dB)	Reading Level (dBμV)	Emission Level (dBμV/m)	Peak Limit (dBμV/m)	Average Limit (dBμV/m)	Result
12 (Peak)	2472.051	10.596	96.229	106.824	--	--	--
12 (Peak)	2483.500	10.640	51.599	62.240	74.00	54.00	Pass
12 (Average)	2472.196	10.596	83.693	94.289	--	--	--
12 (Average)	2483.500	10.640	32.930	43.571	74.00	54.00	Pass

**Figure Channel 12: Vertical (Peak)****Figure Channel 12: Vertical (Average)**

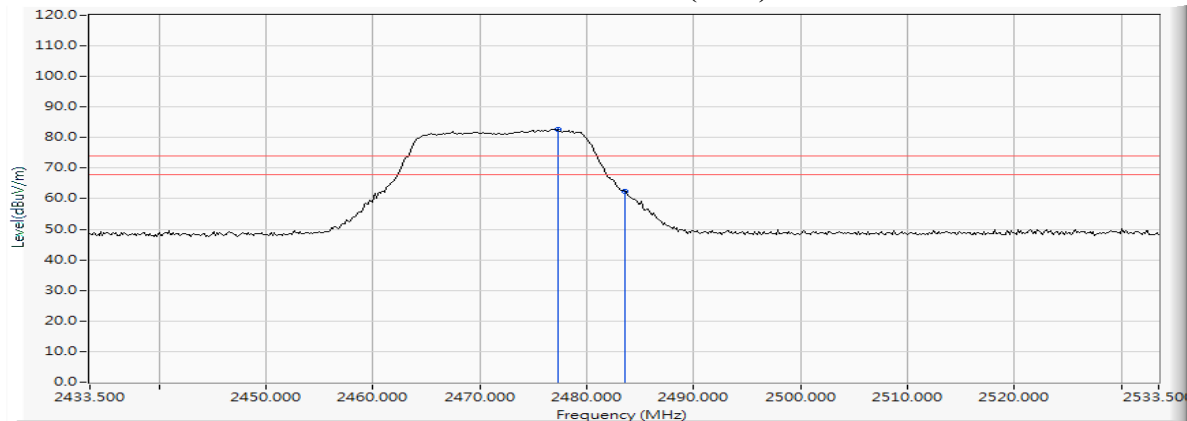
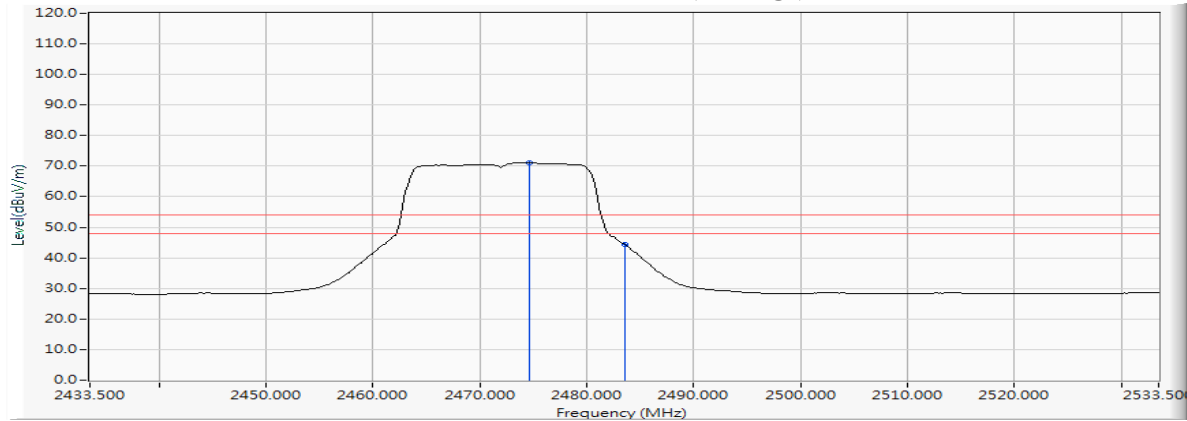
Note:

1. All readings above 1GHz are performed with peak and/or average measurements as necessary.
2. Measurement Level = Reading Level + Correct Factor.
3. The average measurement was not performed when the peak measured data under the limit of average detection.

Product : Intel® Wireless-AC 9560  
 Test Item : Band Edge  
 Test Date : 2018/12/21  
 Test Mode : Mode 1 SISO A: Transmit (802.11g\_6Mbps) 2472MHz

**RF Radiated Measurement (Horizontal):**

Channel No.	Frequency (MHz)	Correct Factor (dB)	Reading Level (dBμV)	Emission Level (dBμV/m)	Peak Limit (dBμV/m)	Average Limit (dBμV/m)	Result
13 (Peak)	2477.268	10.616	72.203	82.820	--	--	--
13 (Peak)	2483.500	10.640	51.848	62.489	74.00	54.00	Pass
13 (Average)	2474.659	10.607	60.487	71.094	--	--	--
13 (Average)	2483.500	10.640	33.786	44.427	74.00	54.00	Pass

**Figure Channel 13: Horizontal (Peak)**

**Figure Channel 13: Horizontal (Average)**


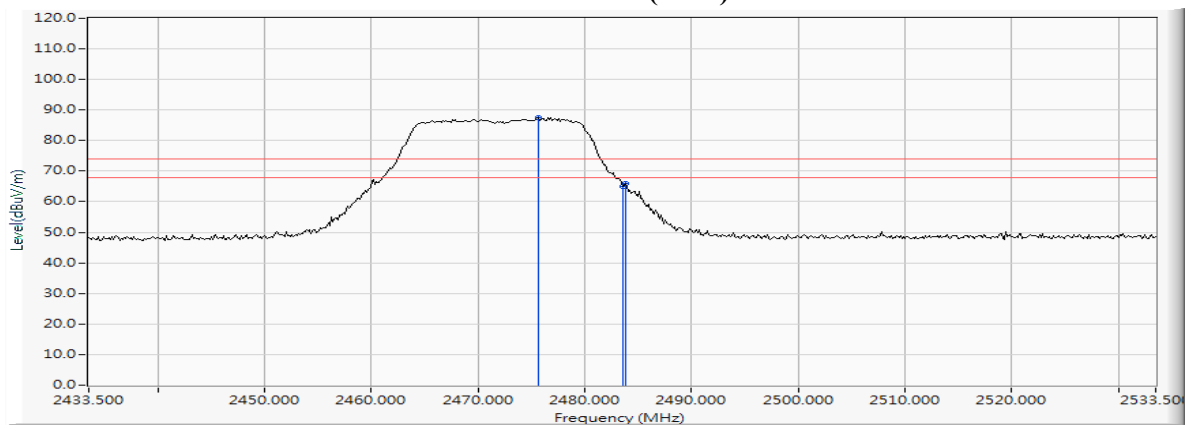
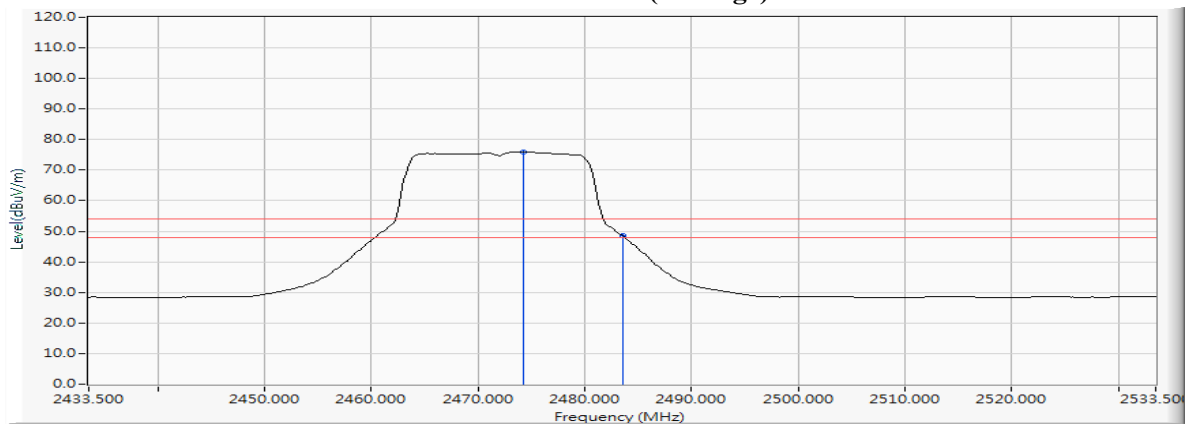
Note:

1. All readings above 1GHz are performed with peak and/or average measurements as necessary.
2. Measurement Level = Reading Level + Correct Factor.
3. The average measurement was not performed when the peak measured data under the limit of average detection.

Product : Intel® Wireless-AC 9560  
 Test Item : Band Edge  
 Test Date : 2018/12/21  
 Test Mode : Mode 1 SISO A: Transmit (802.11g\_6Mbps) 2472MHz

**RF Radiated Measurement (Vertical):**

Channel No.	Frequency (MHz)	Correct Factor (dB)	Reading Level (dBμV)	Emission Level (dBμV/m)	Peak Limit (dBμV/m)	Average Limit (dBμV/m)	Result
13 (Peak)	2475.674	10.610	76.818	87.429	--	--	--
13 (Peak)	2483.500	10.640	54.492	65.133	74.00	54.00	Pass
13 (Peak)	2483.790	10.643	55.163	65.805	74.00	54.00	Pass
13 (Average)	2474.225	10.605	65.353	75.958	--	--	--
13 (Average)	2483.500	10.640	37.941	48.582	74.00	54.00	Pass

**Figure Channel 13: Vertical (Peak)**

**Figure Channel 13: Vertical (Average)**


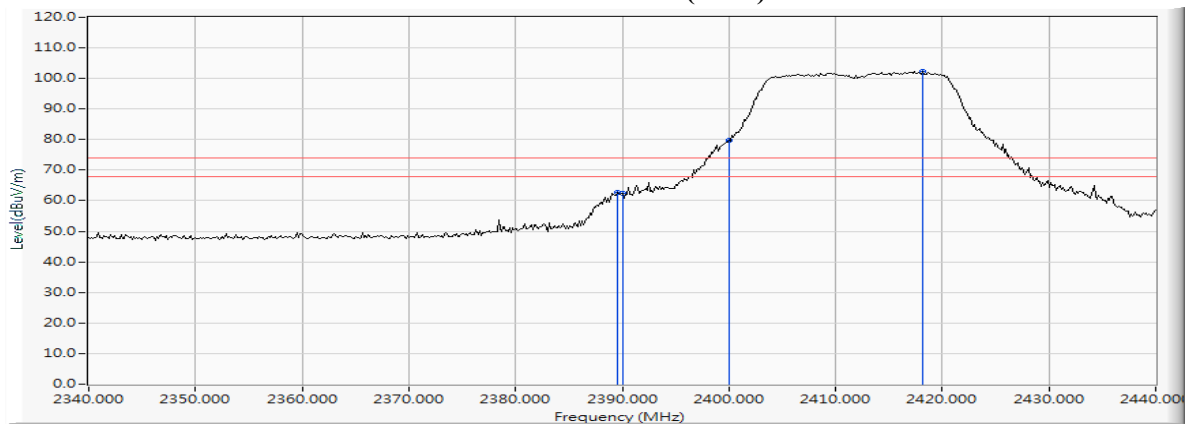
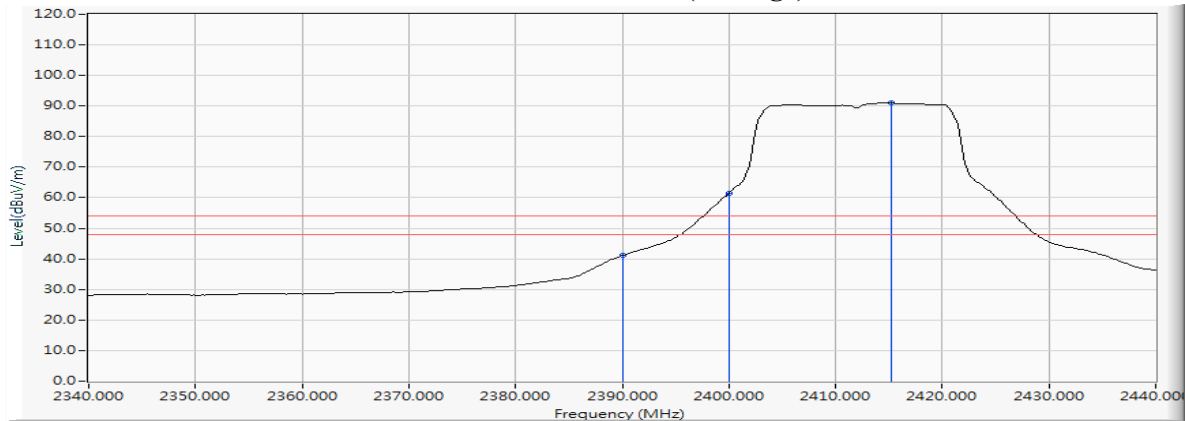
Note:

1. All readings above 1GHz are performed with peak and/or average measurements as necessary.
2. Measurement Level = Reading Level + Correct Factor.
3. The average measurement was not performed when the peak measured data under the limit of average detection.

Product : Intel® Wireless-AC 9560  
 Test Item : Band Edge  
 Test Date : 2018/12/21  
 Test Mode : Mode 1 SISO A: Transmit (802.11n-20BW\_7.2Mbps) 2412MHz

**RF Radiated Measurement (Horizontal):**

Channel No.	Frequency (MHz)	Correct Factor (dB)	Reading Level (dBμV)	Emission Level (dBμV/m)	Peak Limit (dBμV/m)	Average Limit (dBμV/m)	Result
01 (Peak)	2389.565	10.261	52.497	62.757	74.00	54.00	Pass
01 (Peak)	2390.000	10.262	52.075	62.337	74.00	54.00	Pass
01 (Peak)	2400.000	10.304	69.482	79.785	--	--	Pass
01 (Peak)	2418.116	10.376	92.061	102.437	--	--	--
01 (Average)	2390.000	10.262	30.824	41.086	74.00	54.00	Pass
01 (Average)	2400.000	10.304	51.242	61.545	--	--	Pass
01 (Average)	2415.217	10.365	80.640	91.005	--	--	--

**Figure Channel 01: Horizontal (Peak)****Figure Channel 01: Horizontal (Average)**

Note:

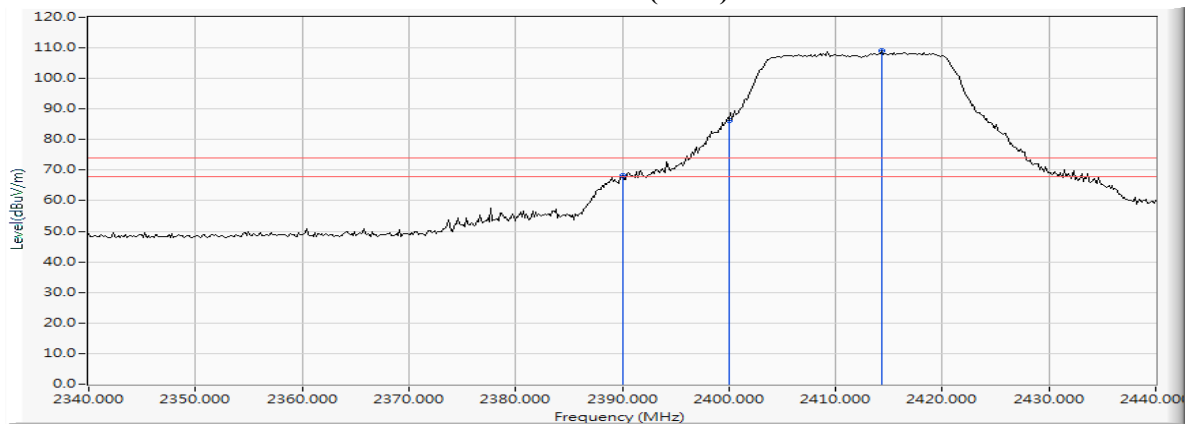
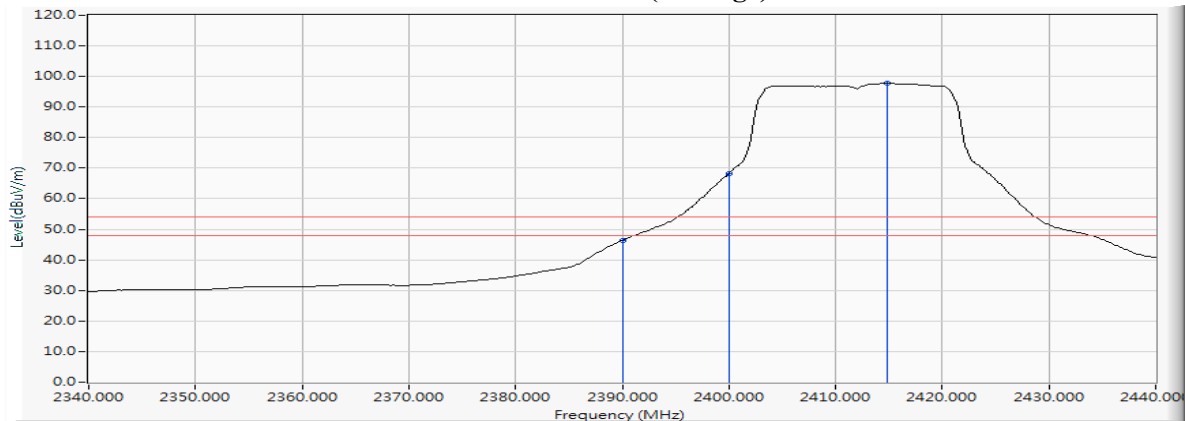
1. All readings above 1GHz are performed with peak and/or average measurements as necessary.
2. Measurement Level = Reading Level + Correct Factor.
3. The average measurement was not performed when the peak measured data under the limit of average detection.



Product : Intel® Wireless-AC 9560  
 Test Item : Band Edge  
 Test Date : 2018/12/21  
 Test Mode : Mode 1 SISO A: Transmit (802.11n-20BW\_7.2Mbps) 2412MHz

**RF Radiated Measurement (Vertical):**

Channel No.	Frequency (MHz)	Correct Factor (dB)	Reading Level (dBμV)	Emission Level (dBμV/m)	Peak Limit (dBμV/m)	Average Limit (dBμV/m)	Result
01 (Peak)	2390.000	10.262	58.028	68.290	74.00	54.00	Pass
01 (Peak)	2400.000	10.304	75.804	86.107	--	--	Pass
01 (Peak)	2414.348	10.361	98.580	108.941	--	--	--
01 (Average)	2390.000	10.262	36.146	46.408	74.00	54.00	Pass
01 (Average)	2400.000	10.304	57.867	68.170	--	--	Pass
01 (Average)	2414.783	10.363	87.359	97.722	--	--	--

**Figure Channel 01: Vertical (Peak)****Figure Channel 01: Vertical (Average)**

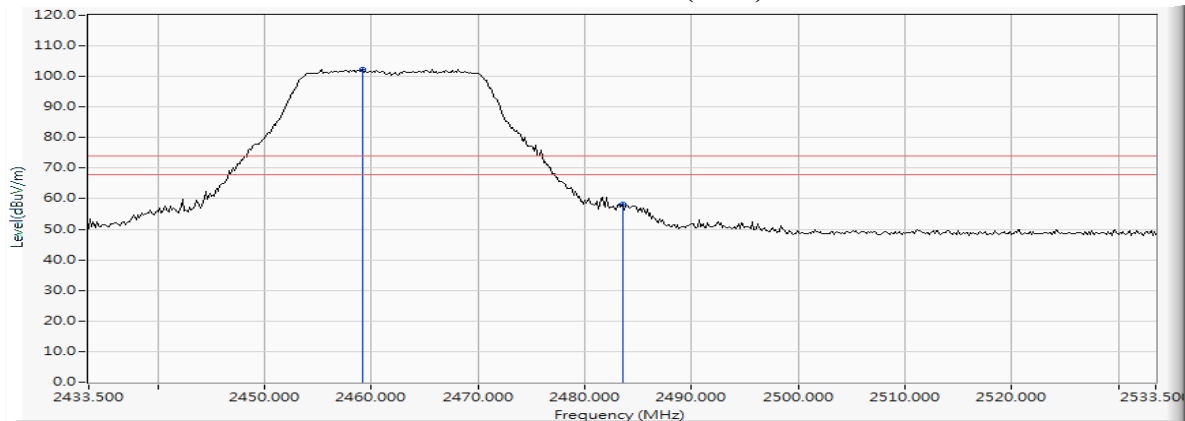
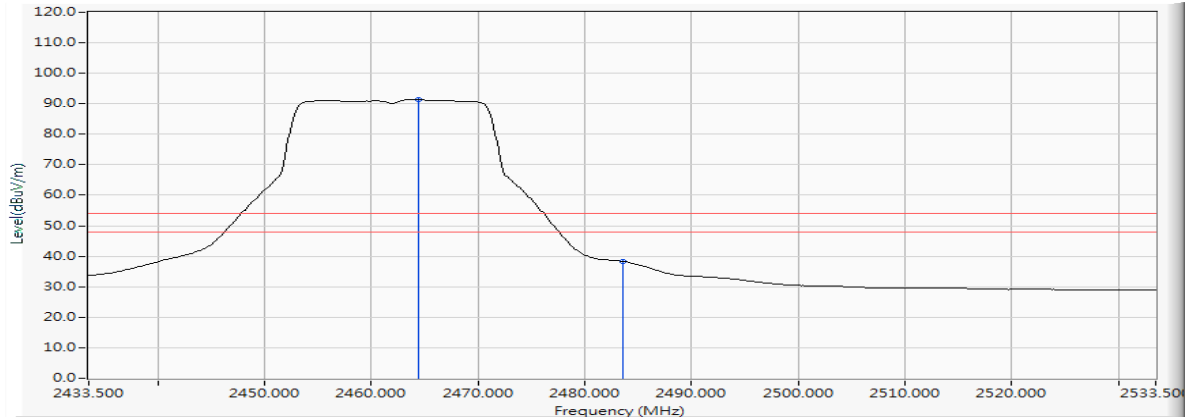
Note:

1. All readings above 1GHz are performed with peak and/or average measurements as necessary.
2. Measurement Level = Reading Level + Correct Factor.
3. The average measurement was not performed when the peak measured data under the limit of average detection.

Product : Intel® Wireless-AC 9560  
 Test Item : Band Edge  
 Test Date : 2018/12/21  
 Test Mode : Mode 1 SISO A: Transmit (802.11n-20BW\_7.2Mbps) 2462MHz

**RF Radiated Measurement (Horizontal):**

Channel No.	Frequency (MHz)	Correct Factor (dB)	Reading Level (dBμV)	Emission Level (dBμV/m)	Peak Limit (dBμV/m)	Average Limit (dBμV/m)	Result
11 (Peak)	2459.152	10.537	91.830	102.367	--	--	--
11 (Peak)	2483.500	10.640	47.475	58.116	74.00	54.00	Pass
11 (Average)	2464.370	10.560	80.722	91.282	--	--	--
11 (Average)	2483.500	10.640	27.623	38.264	74.00	54.00	Pass

**Figure Channel 11: Horizontal (Peak)****Figure Channel 11: Horizontal (Average)**

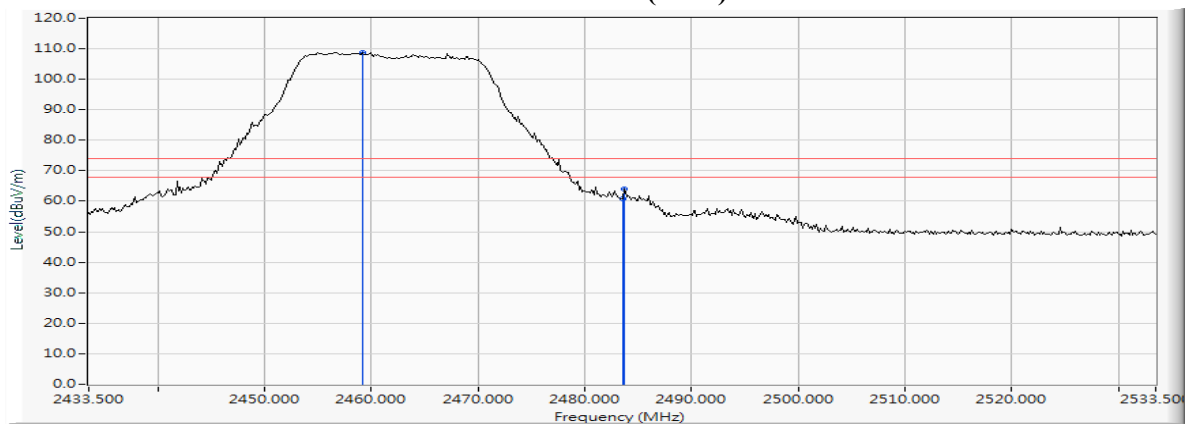
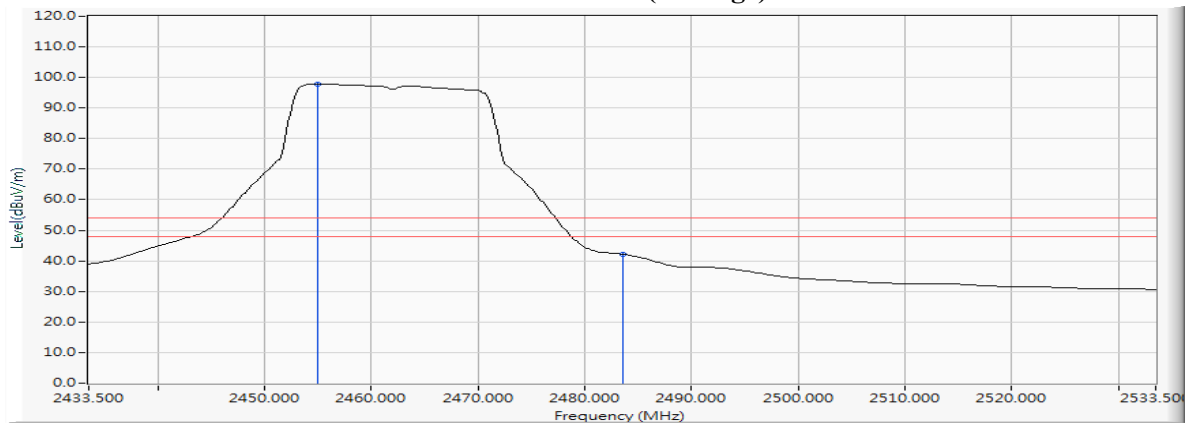
Note:

1. All readings above 1GHz are performed with peak and/or average measurements as necessary.
2. Measurement Level = Reading Level + Correct Factor.
3. The average measurement was not performed when the peak measured data under the limit of average detection.

Product : Intel® Wireless-AC 9560  
 Test Item : Band Edge  
 Test Date : 2018/12/21  
 Test Mode : Mode 1 SISO A: Transmit (802.11n-20BW\_7.2Mbps) 2462MHz

**RF Radiated Measurement (Vertical):**

Channel No.	Frequency (MHz)	Correct Factor (dB)	Reading Level (dBμV)	Emission Level (dBμV/m)	Peak Limit (dBμV/m)	Average Limit (dBμV/m)	Result
11 (Peak)	2459.152	10.537	98.324	108.861	--	--	--
11 (Peak)	2483.500	10.640	50.115	60.756	74.00	54.00	Pass
11 (Peak)	2483.645	10.642	53.341	63.983	74.00	54.00	Pass
11 (Average)	2454.949	10.519	87.383	97.902	--	--	--
11 (Average)	2483.500	10.640	31.585	42.226	74.00	54.00	Pass

**Figure Channel 11: Vertical (Peak)****Figure Channel 11: Vertical (Average)**

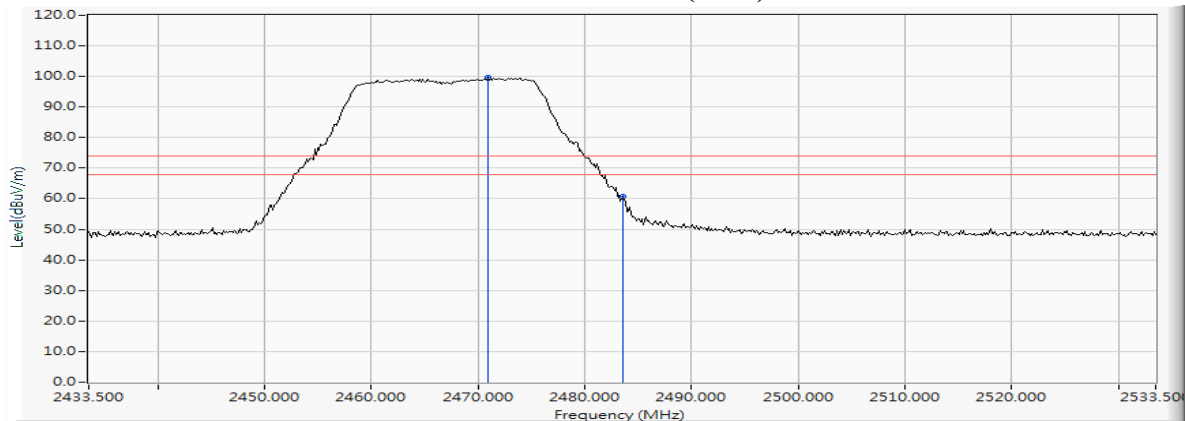
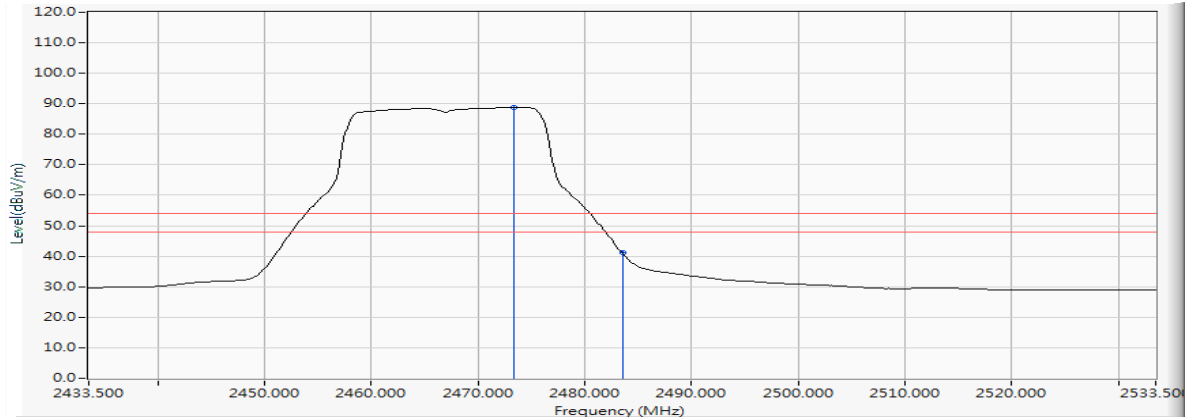
Note:

1. All readings above 1GHz are performed with peak and/or average measurements as necessary.
2. Measurement Level = Reading Level + Correct Factor.
3. The average measurement was not performed when the peak measured data under the limit of average detection.

Product : Intel® Wireless-AC 9560  
 Test Item : Band Edge  
 Test Date : 2018/12/21  
 Test Mode : Mode 1 SISO A: Transmit (802.11n-20BW\_7.2Mbps) 2467MHz

**RF Radiated Measurement (Horizontal):**

Channel No.	Frequency (MHz)	Correct Factor (dB)	Reading Level (dBμV)	Emission Level (dBμV/m)	Peak Limit (dBμV/m)	Average Limit (dBμV/m)	Result
12 (Peak)	2470.891	10.590	89.041	99.631	--	--	--
12 (Peak)	2483.500	10.640	50.057	60.698	74.00	54.00	Pass
12 (Average)	2473.355	10.601	78.298	88.899	--	--	--
12 (Average)	2483.500	10.640	30.431	41.072	74.00	54.00	Pass

**Figure Channel 12: Horizontal (Peak)**

**Figure Channel 12: Horizontal (Average)**


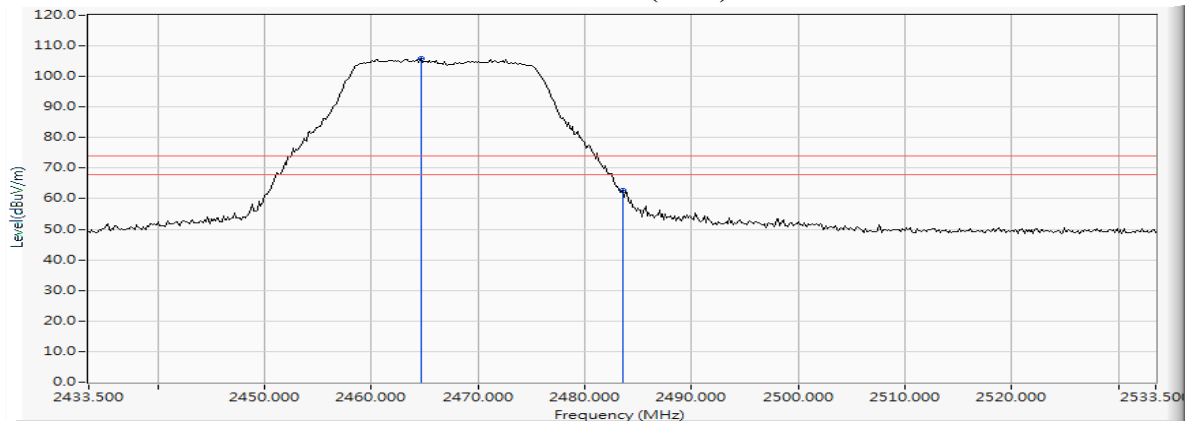
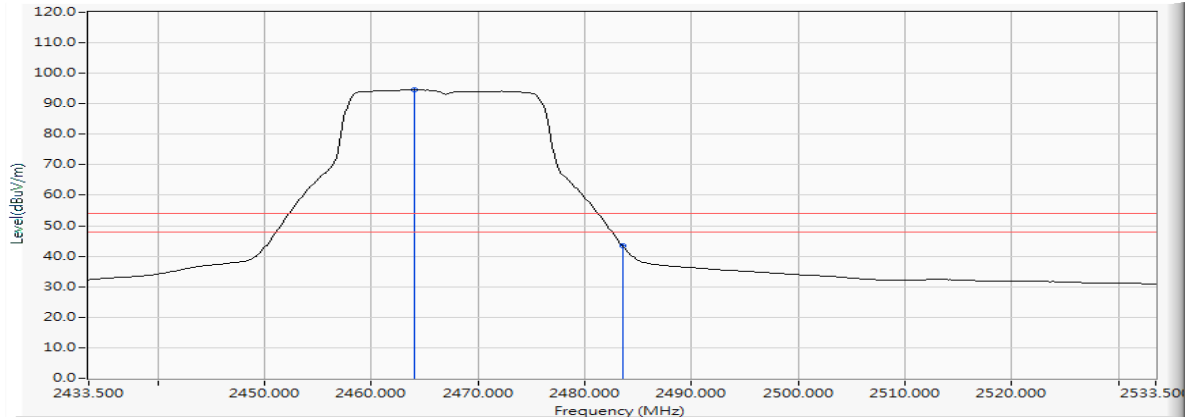
Note:

1. All readings above 1GHz are performed with peak and/or average measurements as necessary.
2. Measurement Level = Reading Level + Correct Factor.
3. The average measurement was not performed when the peak measured data under the limit of average detection.

Product : Intel® Wireless-AC 9560  
 Test Item : Band Edge  
 Test Date : 2018/12/21  
 Test Mode : Mode 1 SISO A: Transmit (802.11n-20BW\_7.2Mbps) 2467MHz

**RF Radiated Measurement (Vertical):**

Channel No.	Frequency (MHz)	Correct Factor (dB)	Reading Level (dBμV)	Emission Level (dBμV/m)	Peak Limit (dBμV/m)	Average Limit (dBμV/m)	Result
12 (Peak)	2464.659	10.562	95.437	105.998	--	--	--
12 (Peak)	2483.500	10.640	51.998	62.639	74.00	54.00	Pass
12 (Average)	2464.080	10.559	83.957	94.516	--	--	--
12 (Average)	2483.500	10.640	32.911	43.552	74.00	54.00	Pass

**Figure Channel 12: Vertical (Peak)****Figure Channel 12: Vertical (Average)**

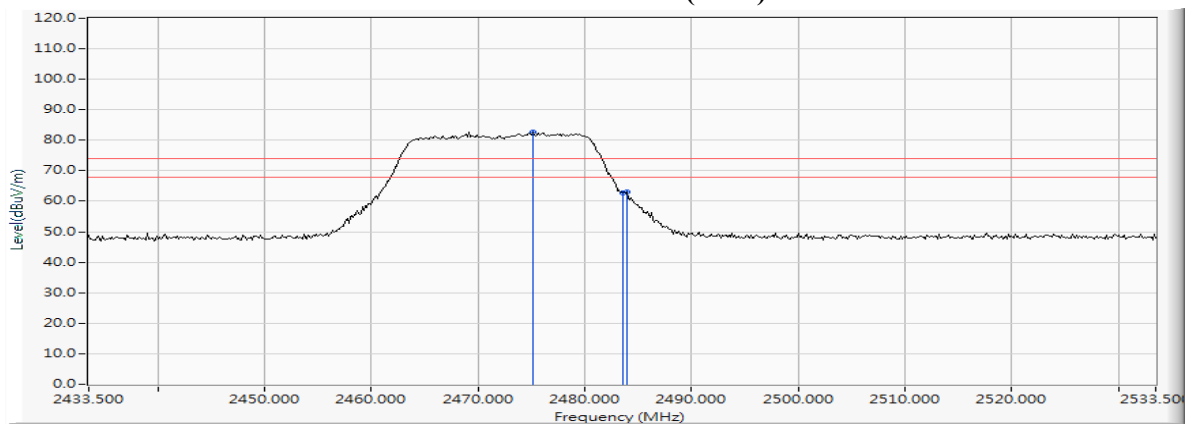
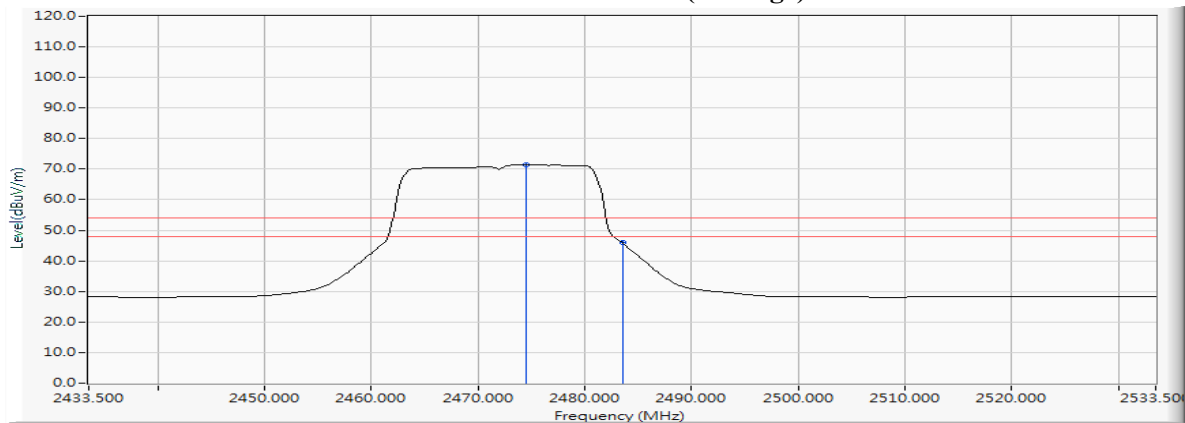
Note:

1. All readings above 1GHz are performed with peak and/or average measurements as necessary.
2. Measurement Level = Reading Level + Correct Factor.
3. The average measurement was not performed when the peak measured data under the limit of average detection.

Product : Intel® Wireless-AC 9560  
 Test Item : Band Edge  
 Test Date : 2018/12/21  
 Test Mode : Mode 1 SISO A: Transmit (802.11n-20BW\_7.2Mbps) 2472MHz

**RF Radiated Measurement (Horizontal):**

Channel No.	Frequency (MHz)	Correct Factor (dB)	Reading Level (dBμV)	Emission Level (dBμV/m)	Peak Limit (dBμV/m)	Average Limit (dBμV/m)	Result
13 (Peak)	2475.094	10.608	72.115	82.723	--	--	--
13 (Peak)	2483.500	10.640	52.129	62.770	74.00	54.00	Pass
13 (Peak)	2483.935	10.644	52.359	63.002	74.00	54.00	Pass
13 (Average)	2474.514	10.606	60.903	71.509	--	--	--
13 (Average)	2483.500	10.640	35.221	45.862	74.00	54.00	Pass

**Figure Channel 13: Horizontal (Peak)**

**Figure Channel 13: Horizontal (Average)**


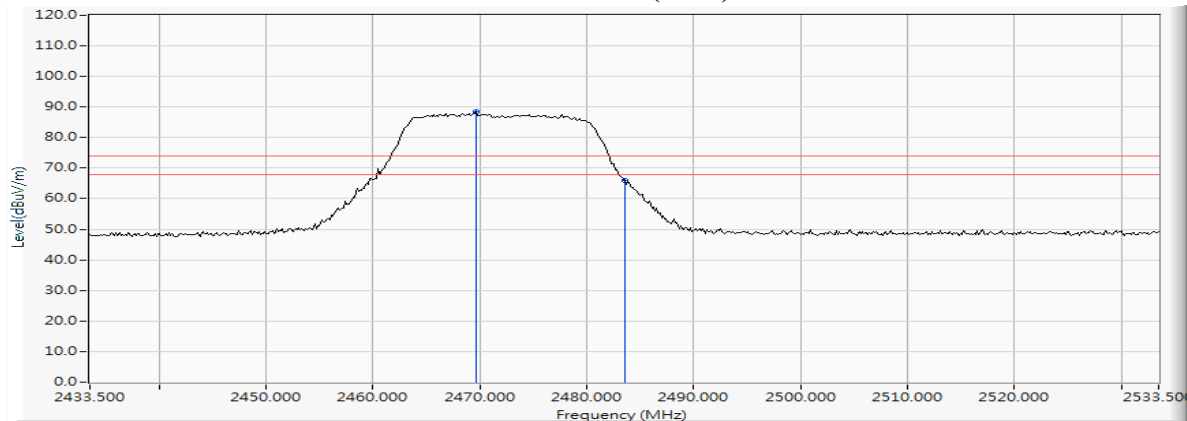
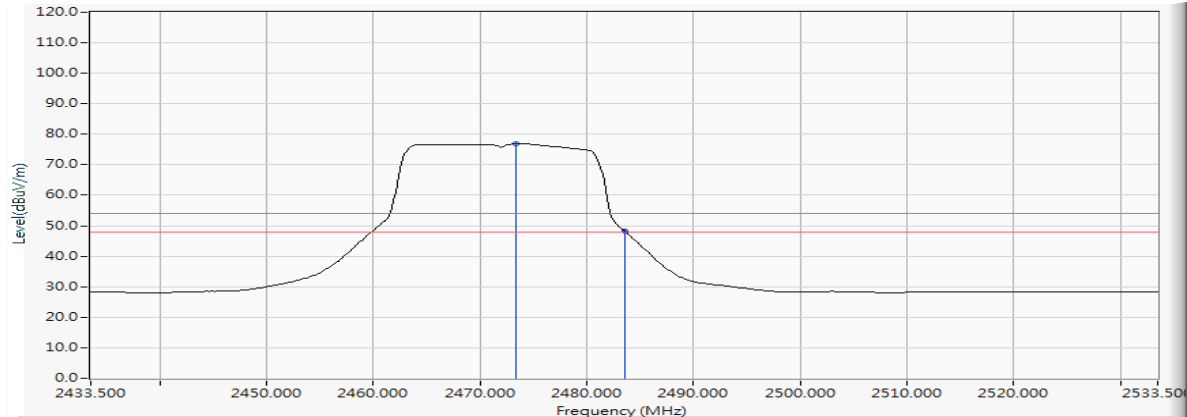
Note:

1. All readings above 1GHz are performed with peak and/or average measurements as necessary.
2. Measurement Level = Reading Level + Correct Factor.
3. The average measurement was not performed when the peak measured data under the limit of average detection.

Product : Intel® Wireless-AC 9560  
 Test Item : Band Edge  
 Test Date : 2018/12/21  
 Test Mode : Mode 1 SISO A: Transmit (802.11n-20BW\_7.2Mbps) 2472MHz

**RF Radiated Measurement (Vertical):**

Channel No.	Frequency (MHz)	Correct Factor (dB)	Reading Level (dBμV)	Emission Level (dBμV/m)	Peak Limit (dBμV/m)	Average Limit (dBμV/m)	Result
13 (Peak)	2469.587	10.584	78.020	88.604	--	--	--
13 (Peak)	2483.500	10.640	55.276	65.917	74.00	54.00	Pass
13 (Average)	2473.355	10.601	66.310	76.911	--	--	--
13 (Average)	2483.500	10.640	37.709	48.350	74.00	54.00	Pass

**Figure Channel 13: Vertical (Peak)****Figure Channel 13: Vertical (Average)**

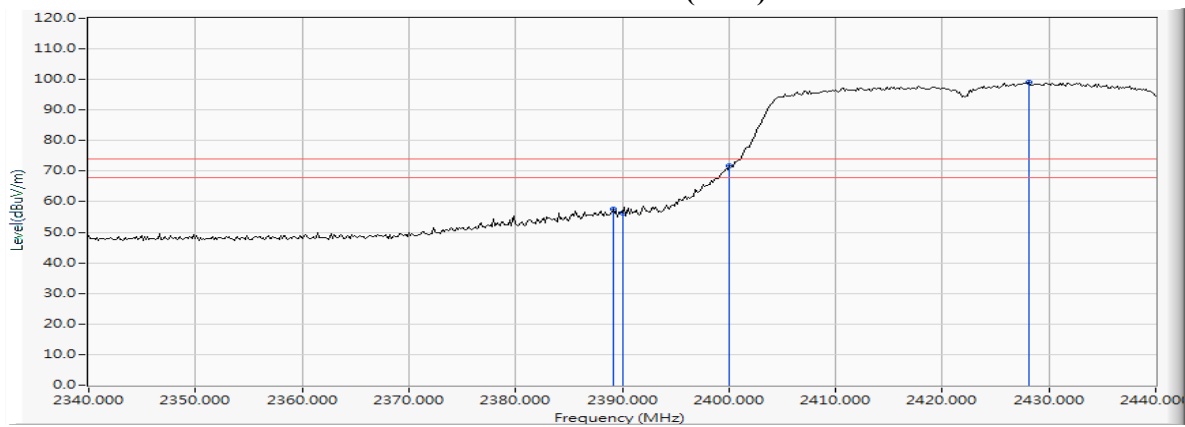
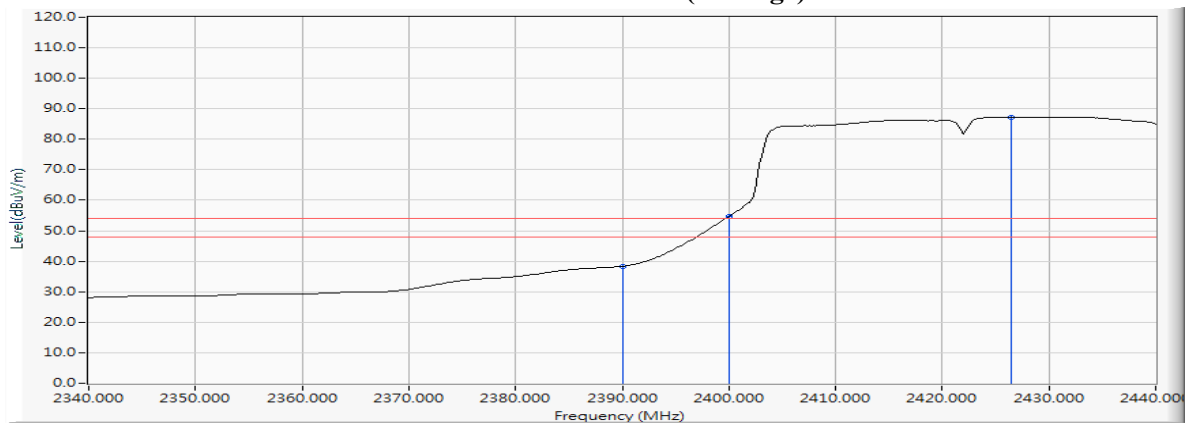
Note:

1. All readings above 1GHz are performed with peak and/or average measurements as necessary.
2. Measurement Level = Reading Level + Correct Factor.
3. The average measurement was not performed when the peak measured data under the limit of average detection.

Product : Intel® Wireless-AC 9560  
 Test Item : Band Edge  
 Test Date : 2018/12/21  
 Test Mode : Mode 1 SISO A: Transmit (802.11n-40BW\_15Mbps) 2422MHz

**RF Radiated Measurement (Horizontal):**

Channel No.	Frequency (MHz)	Correct Factor (dB)	Reading Level (dBμV)	Emission Level (dBμV/m)	Peak Limit (dBμV/m)	Average Limit (dBμV/m)	Result
03 (Peak)	2389.130	10.259	47.352	57.611	74.00	54.00	Pass
03 (Peak)	2390.000	10.262	46.123	56.385	74.00	54.00	Pass
03 (Peak)	2400.000	10.304	61.484	71.787	--	--	Pass
03 (Peak)	2428.116	10.418	88.530	98.949	--	--	--
03 (Average)	2390.000	10.262	28.094	38.356	74.00	54.00	Pass
03 (Average)	2400.000	10.304	44.297	54.600	--	--	Pass
03 (Average)	2426.522	10.412	76.924	87.336	--	--	--

**Figure Channel 03: Horizontal (Peak)**

**Figure Channel 03: Horizontal (Average)**


Note:

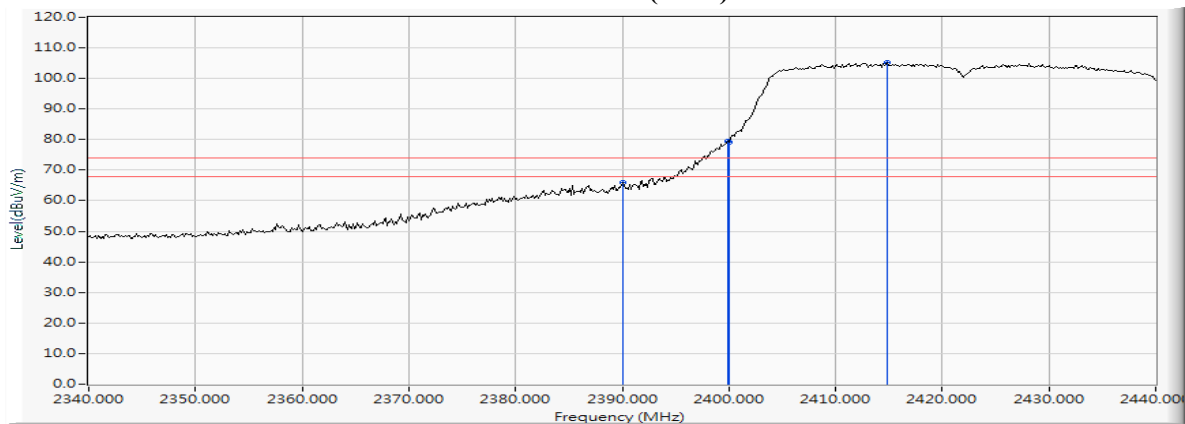
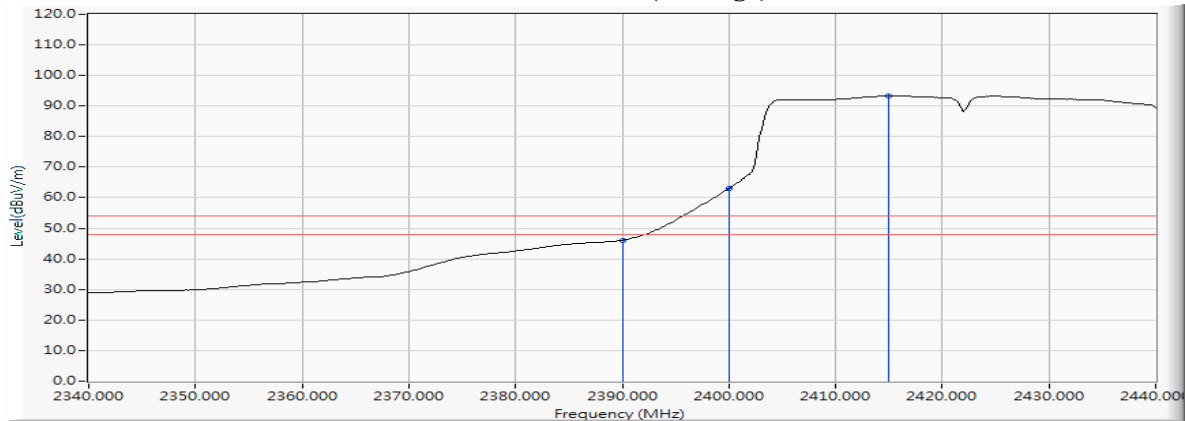
1. All readings above 1GHz are performed with peak and/or average measurements as necessary.
2. Measurement Level = Reading Level + Correct Factor.
3. The average measurement was not performed when the peak measured data under the limit of average detection.



Product : Intel® Wireless-AC 9560  
 Test Item : Band Edge  
 Test Date : 2018/12/21  
 Test Mode : Mode 1 SISO A: Transmit (802.11n-40BW\_15Mbps) 2422MHz

**RF Radiated Measurement (Vertical):**

Channel No.	Frequency (MHz)	Correct Factor (dB)	Reading Level (dBμV)	Emission Level (dBμV/m)	Peak Limit (dBμV/m)	Average Limit (dBμV/m)	Result
03 (Peak)	2390.000	10.262	55.677	65.939	74.00	54.00	Pass
03 (Peak)	2399.855	10.304	69.237	79.540	74.00	54.00	Pass
03 (Peak)	2400.000	10.304	68.724	79.027	--	--	Pass
03 (Peak)	2414.783	10.363	94.804	105.167	--	--	--
03 (Average)	2390.000	10.262	35.855	46.117	74.00	54.00	Pass
03 (Average)	2400.000	10.304	52.803	63.106	--	--	Pass
03 (Average)	2414.928	10.364	82.876	93.240	--	--	--

**Figure Channel 03: Vertical (Peak)****Figure Channel 03: Vertical (Average)**

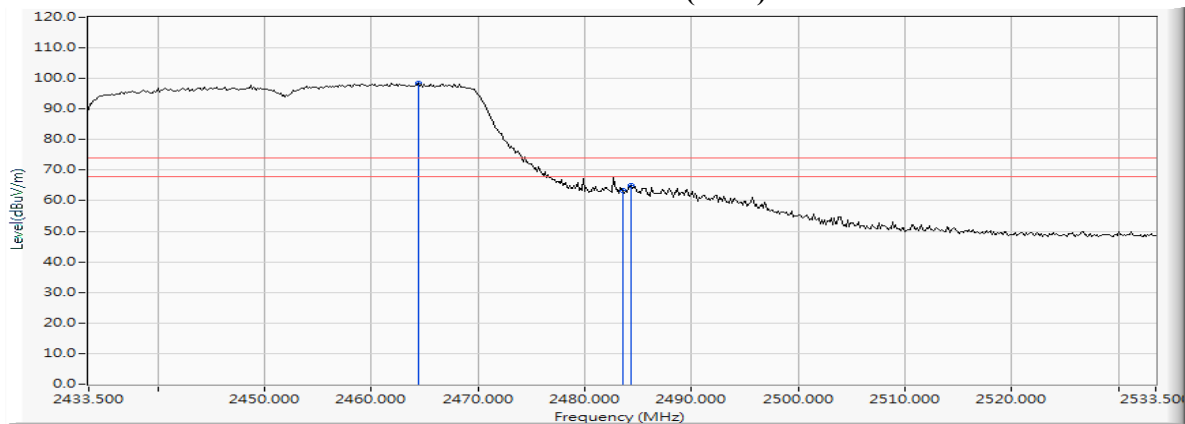
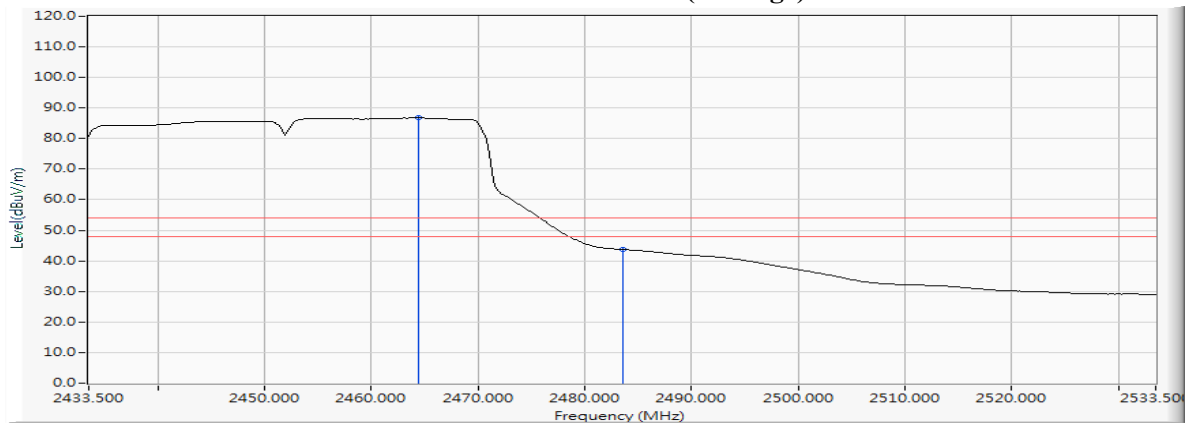
Note:

1. All readings above 1GHz are performed with peak and/or average measurements as necessary.
2. Measurement Level = Reading Level + Correct Factor.
3. The average measurement was not performed when the peak measured data under the limit of average detection.

Product : Intel® Wireless-AC 9560  
 Test Item : Band Edge  
 Test Date : 2018/12/21  
 Test Mode : Mode 1 SISO A: Transmit (802.11n-40BW\_15Mbps) 2452MHz

**RF Radiated Measurement (Horizontal):**

Channel No.	Frequency (MHz)	Correct Factor (dB)	Reading Level (dBμV)	Emission Level (dBμV/m)	Peak Limit (dBμV/m)	Average Limit (dBμV/m)	Result
09 (Peak)	2464.370	10.560	87.996	98.556	--	--	--
09 (Peak)	2483.500	10.640	52.797	63.438	74.00	54.00	Pass
09 (Peak)	2484.370	10.645	54.263	64.908	74.00	54.00	Pass
09 (Average)	2464.370	10.560	76.214	86.774	--	--	--
09 (Average)	2483.500	10.640	33.151	43.792	74.00	54.00	Pass

**Figure Channel 09: Horizontal (Peak)****Figure Channel 09: Horizontal (Average)**

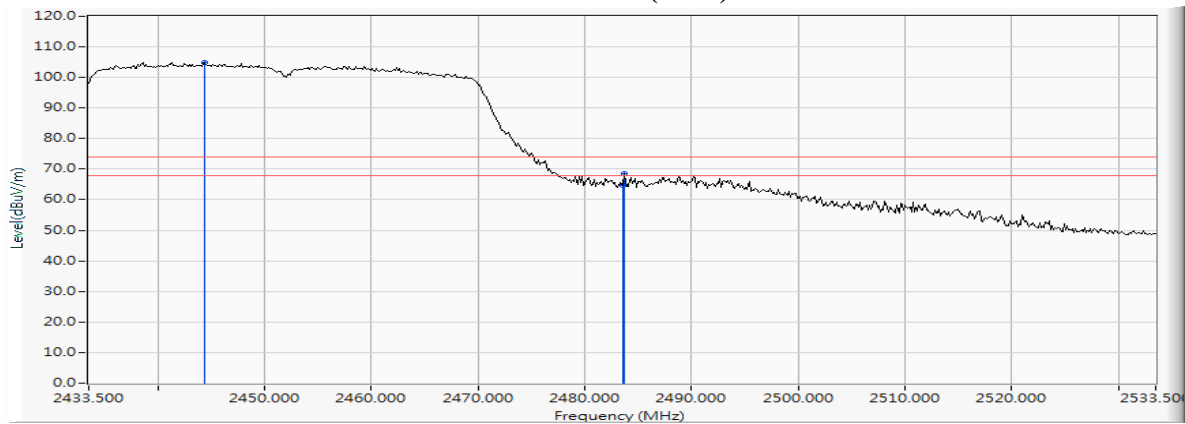
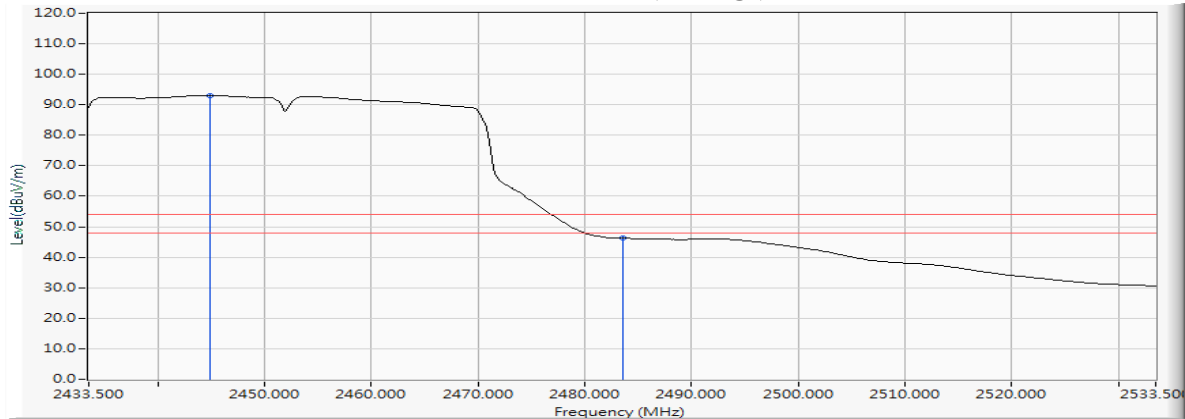
Note:

1. All readings above 1GHz are performed with peak and/or average measurements as necessary.
2. Measurement Level = Reading Level + Correct Factor.
3. The average measurement was not performed when the peak measured data under the limit of average detection.

Product : Intel® Wireless-AC 9560  
 Test Item : Band Edge  
 Test Date : 2018/12/21  
 Test Mode : Mode 1 SISO A: Transmit (802.11n-40BW\_15Mbps) 2452MHz

**RF Radiated Measurement (Vertical):**

Channel No.	Frequency (MHz)	Correct Factor (dB)	Reading Level (dBμV)	Emission Level (dBμV/m)	Peak Limit (dBμV/m)	Average Limit (dBμV/m)	Result
09 (Peak)	2444.370	10.482	94.543	105.025	--	--	--
09 (Peak)	2483.500	10.640	53.995	64.636	74.00	54.00	Pass
09 (Peak)	2483.645	10.642	57.729	68.371	74.00	54.00	Pass
09 (Average)	2444.804	10.484	82.537	93.021	--	--	--
09 (Average)	2483.500	10.640	35.563	46.204	74.00	54.00	Pass

**Figure Channel 09: Vertical (Peak)****Figure Channel 09: Vertical (Average)**

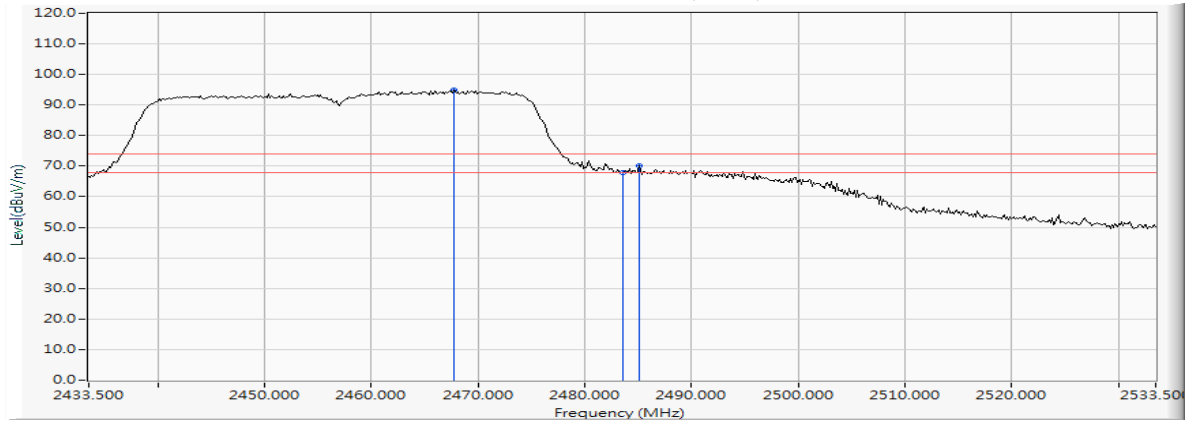
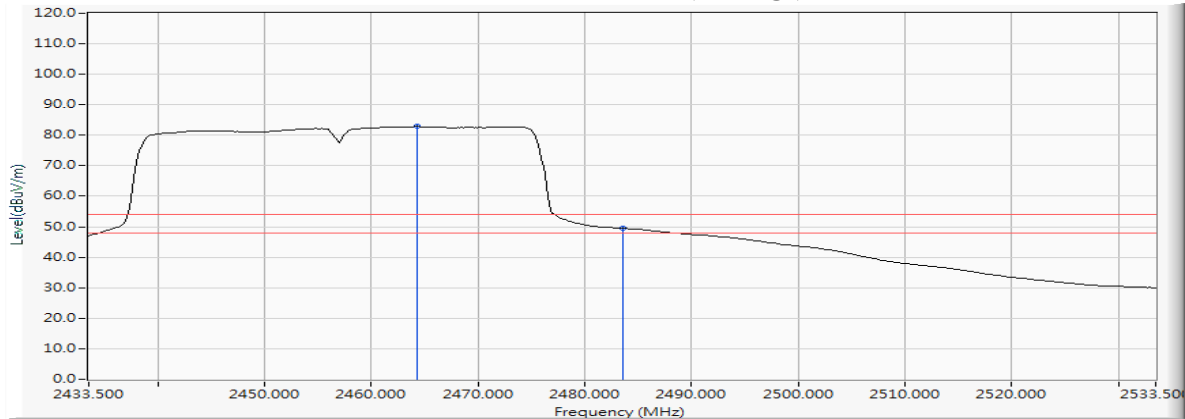
Note:

1. All readings above 1GHz are performed with peak and/or average measurements as necessary.
2. Measurement Level = Reading Level + Correct Factor.
3. The average measurement was not performed when the peak measured data under the limit of average detection.

Product : Intel® Wireless-AC 9560  
 Test Item : Band Edge  
 Test Date : 2018/12/21  
 Test Mode : Mode 1 SISO A: Transmit (802.11n-40BW\_15Mbps) 2457MHz

**RF Radiated Measurement (Horizontal):**

Channel No.	Frequency (MHz)	Correct Factor (dB)	Reading Level (dBμV)	Emission Level (dBμV/m)	Peak Limit (dBμV/m)	Average Limit (dBμV/m)	Result
10 (Peak)	2467.703	10.575	84.354	94.929	--	--	--
10 (Peak)	2483.500	10.640	57.364	68.005	74.00	54.00	Pass
10 (Peak)	2485.094	10.647	59.454	70.101	74.00	54.00	Pass
10 (Average)	2464.225	10.559	72.318	82.877	--	--	--
10 (Average)	2483.500	10.640	38.865	49.506	74.00	54.00	Pass

**Figure Channel 10: Horizontal (Peak)**

**Figure Channel 10: Horizontal (Average)**


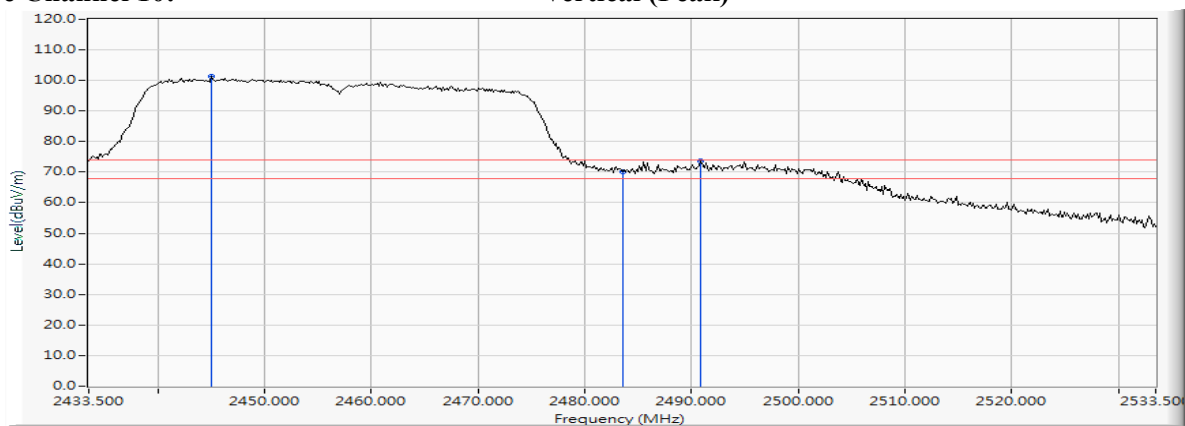
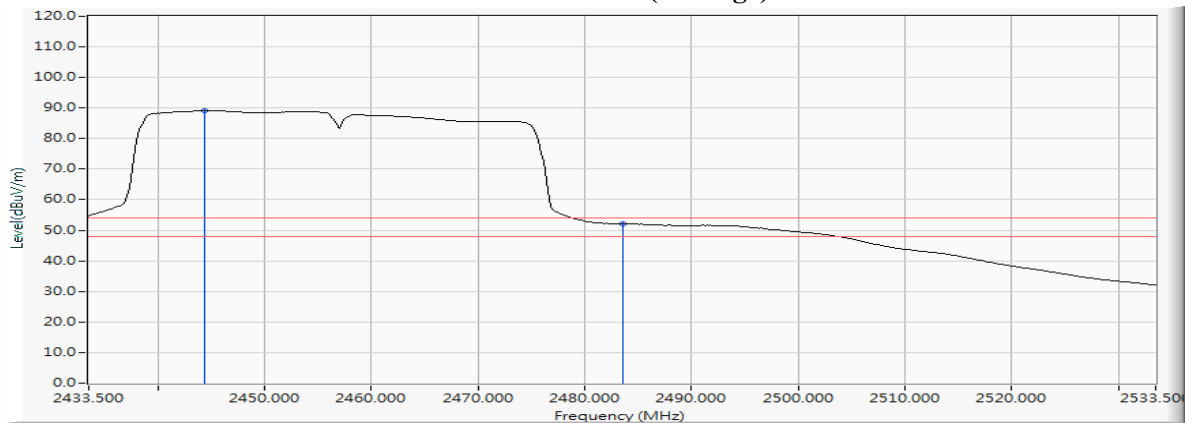
Note:

1. All readings above 1GHz are performed with peak and/or average measurements as necessary.
2. Measurement Level = Reading Level + Correct Factor.
3. The average measurement was not performed when the peak measured data under the limit of average detection.

Product : Intel® Wireless-AC 9560  
 Test Item : Band Edge  
 Test Date : 2018/12/21  
 Test Mode : Mode 1 SISO A: Transmit (802.11n-40BW\_15Mbps) 2457MHz

**RF Radiated Measurement (Vertical):**

Channel No.	Frequency (MHz)	Correct Factor (dB)	Reading Level (dBμV)	Emission Level (dBμV/m)	Peak Limit (dBμV/m)	Average Limit (dBμV/m)	Result
10 (Peak)	2444.949	10.485	90.835	101.319	--	--	--
10 (Peak)	2483.500	10.640	59.642	70.283	74.00	54.00	Pass
10 (Peak)	2490.891	10.670	62.875	73.545	74.00	54.00	Pass
10 (Average)	2444.370	10.482	78.641	89.123	--	--	--
10 (Average)	2483.500	10.640	41.479	52.120	74.00	54.00	Pass

**Figure Channel 10: Vertical (Peak)**

**Figure Channel 10: Vertical (Average)**


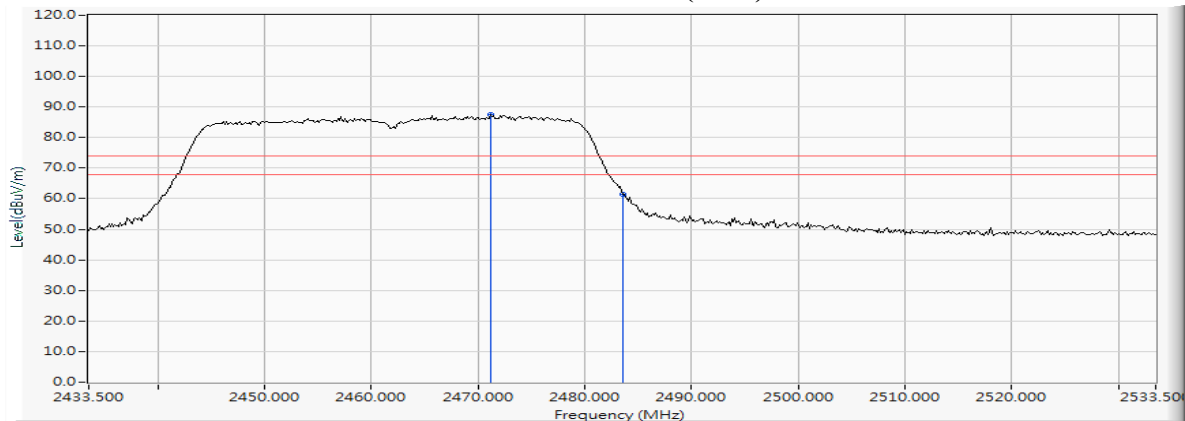
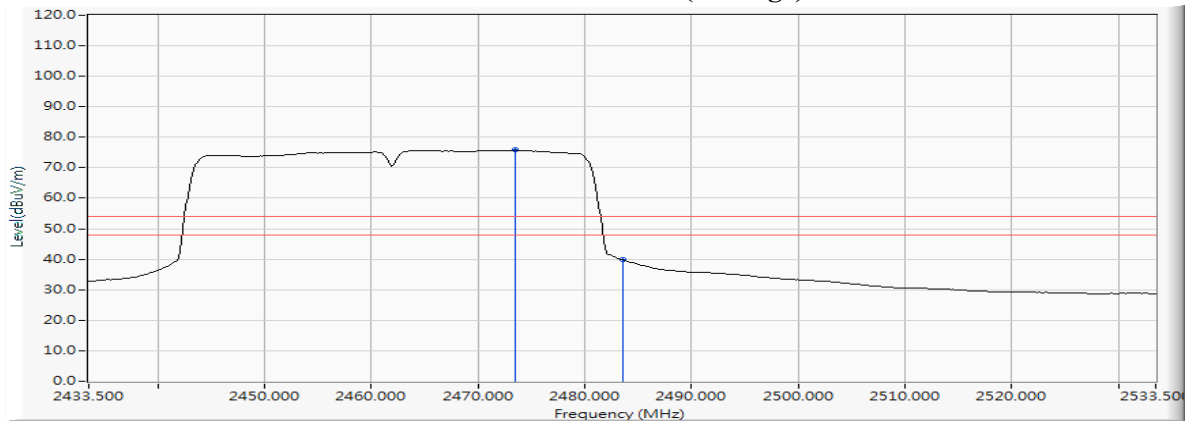
Note:

1. All readings above 1GHz are performed with peak and/or average measurements as necessary.
2. Measurement Level = Reading Level + Correct Factor.
3. The average measurement was not performed when the peak measured data under the limit of average detection.

Product : Intel® Wireless-AC 9560  
 Test Item : Band Edge  
 Test Date : 2018/12/21  
 Test Mode : Mode 1 SISO A: Transmit (802.11n-40BW\_15Mbps) 2462MHz

**RF Radiated Measurement (Horizontal):**

Channel No.	Frequency (MHz)	Correct Factor (dB)	Reading Level (dBμV)	Emission Level (dBμV/m)	Peak Limit (dBμV/m)	Average Limit (dBμV/m)	Result
11 (Peak)	2471.181	10.592	76.852	87.443	--	--	--
11 (Peak)	2483.500	10.640	50.858	61.499	74.00	54.00	Pass
11 (Average)	2473.500	10.601	65.164	75.766	--	--	--
11 (Average)	2483.500	10.640	29.160	39.801	74.00	54.00	Pass

**Figure Channel 11: Horizontal (Peak)**

**Figure Channel 11: Horizontal (Average)**


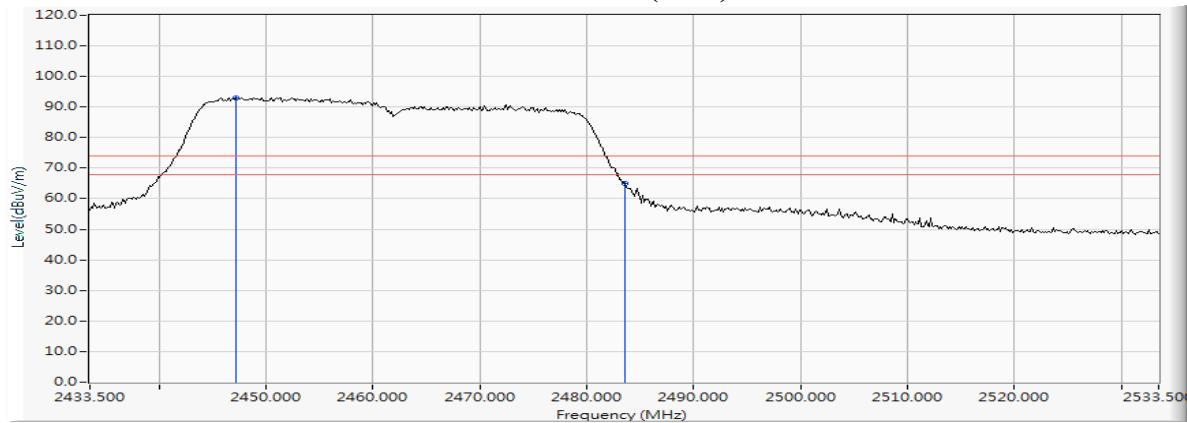
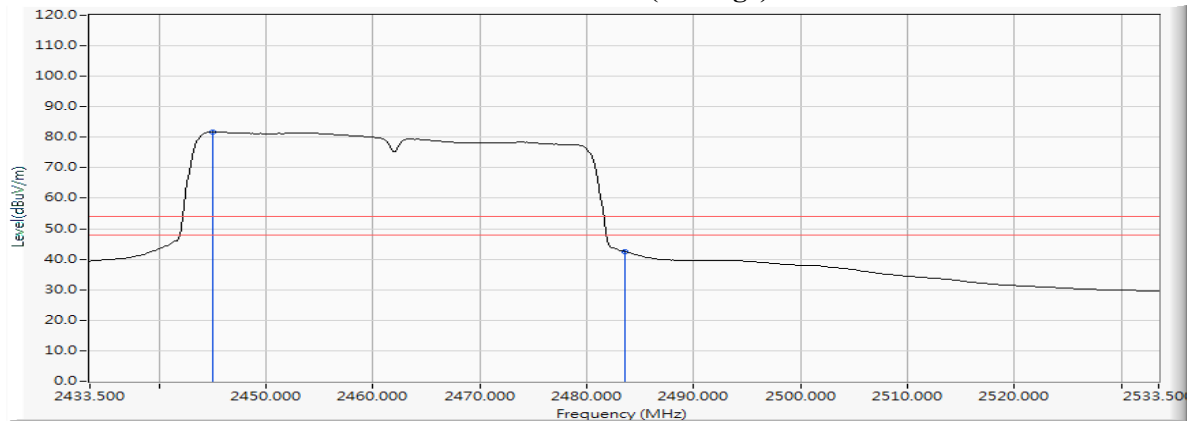
Note:

1. All readings above 1GHz are performed with peak and/or average measurements as necessary.
2. Measurement Level = Reading Level + Correct Factor.
3. The average measurement was not performed when the peak measured data under the limit of average detection.

Product : Intel® Wireless-AC 9560  
 Test Item : Band Edge  
 Test Date : 2018/12/21  
 Test Mode : Mode 1 SISO A: Transmit (802.11n-40BW\_15Mbps) 2462MHz

**RF Radiated Measurement (Vertical):**

Channel No.	Frequency (MHz)	Correct Factor (dB)	Reading Level (dBμV)	Emission Level (dBμV/m)	Peak Limit (dBμV/m)	Average Limit (dBμV/m)	Result
11 (Peak)	2447.123	10.492	82.619	93.111	--	--	--
11 (Peak)	2483.500	10.640	54.469	65.110	74.00	54.00	Pass
11 (Average)	2444.949	10.485	71.328	81.812	--	--	--
11 (Average)	2483.500	10.640	31.927	42.568	74.00	54.00	Pass

**Figure Channel 11: Vertical (Peak)****Figure Channel 11: Vertical (Average)**

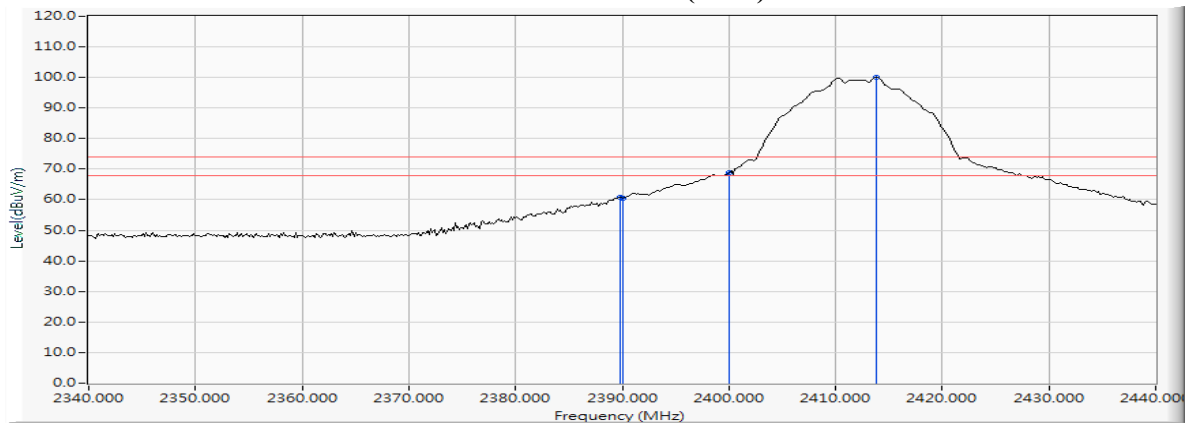
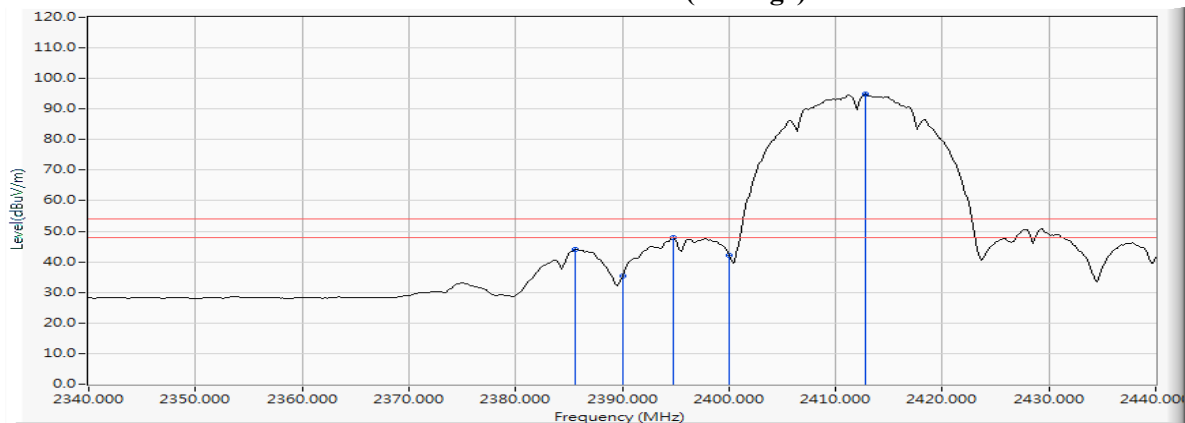
Note:

1. All readings above 1GHz are performed with peak and/or average measurements as necessary.
2. Measurement Level = Reading Level + Correct Factor.
3. The average measurement was not performed when the peak measured data under the limit of average detection.

Product : Intel® Wireless-AC 9560  
 Test Item : Band Edge  
 Test Date : 2018/12/21  
 Test Mode : Mode 2 SISO B: Transmit (802.11b\_1Mbps) 2412MHz

**RF Radiated Measurement (Horizontal):**

Channel No.	Frequency (MHz)	Correct Factor (dB)	Reading Level (dBμV)	Emission Level (dBμV/m)	Peak Limit (dBμV/m)	Average Limit (dBμV/m)	Result
01 (Peak)	2389.855	10.262	50.482	60.744	74.00	54.00	Pass
01 (Peak)	2390.000	10.262	50.333	60.595	74.00	54.00	Pass
01 (Peak)	2400.000	10.304	58.670	68.973	--	--	Pass
01 (Peak)	2413.768	10.359	89.606	99.965	--	--	--
01 (Average)	2385.652	10.244	33.697	43.941	74.00	54.00	Pass
01 (Average)	2390.000	10.262	24.996	35.258	74.00	54.00	Pass
01 (Average)	2394.783	10.282	37.529	47.811	--	--	Pass
01 (Average)	2400.000	10.304	31.859	42.162	--	--	Pass
01 (Average)	2412.754	10.355	84.425	94.780	--	--	--

**Figure Channel 01: Horizontal (Peak)**

**Figure Channel 01: Horizontal (Average)**


Note:

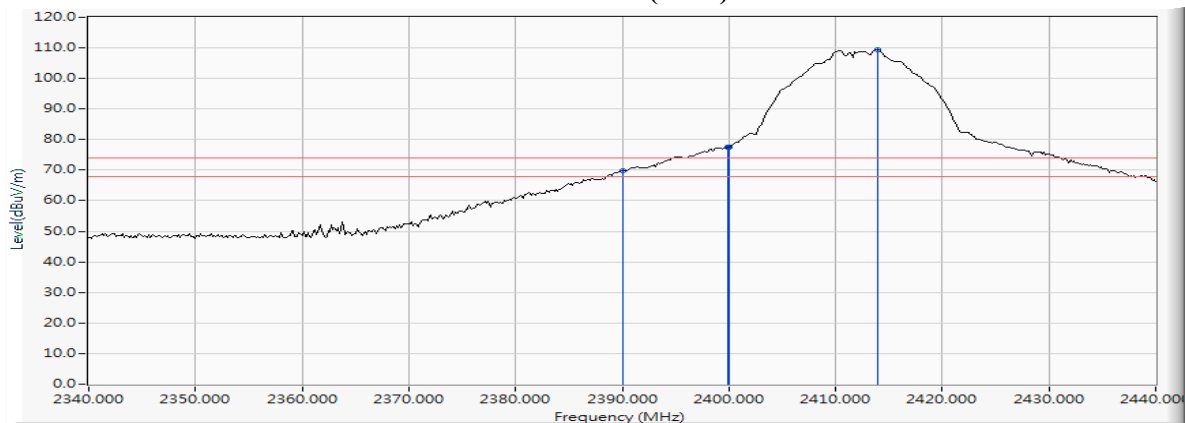
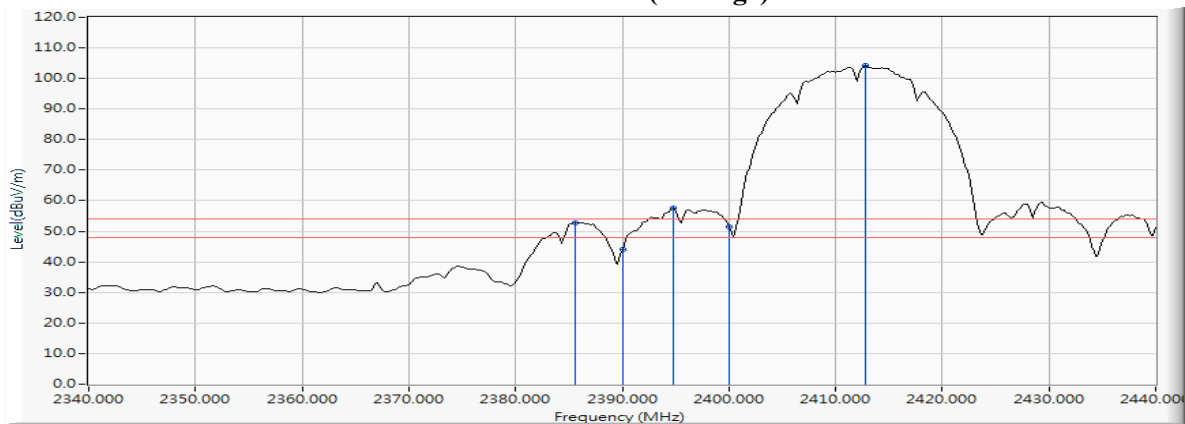
1. All readings above 1GHz are performed with peak and/or average measurements as necessary.
2. Measurement Level = Reading Level + Correct Factor.
3. The average measurement was not performed when the peak measured data under the limit of average detection.



Product : Intel® Wireless-AC 9560  
 Test Item : Band Edge  
 Test Date : 2018/12/21  
 Test Mode : Mode 2 SISO B: Transmit (802.11b\_1Mbps) 2412MHz

**RF Radiated Measurement (Vertical):**

Channel No.	Frequency (MHz)	Correct Factor (dB)	Reading Level (dBμV)	Emission Level (dBμV/m)	Peak Limit (dBμV/m)	Average Limit (dBμV/m)	Result
01 (Peak)	2390.000	10.262	59.449	69.711	74.00	54.00	Pass
01 (Peak)	2399.855	10.304	67.264	77.567	--	--	Pass
01 (Peak)	2400.000	10.304	67.253	77.556	--	--	Pass
01 (Peak)	2413.913	10.359	99.073	109.433	--	--	--
01 (Average)	2385.652	10.244	42.643	52.887	74.00	54.00	Pass
01 (Average)	2390.000	10.262	33.782	44.044	74.00	54.00	Pass
01 (Average)	2394.783	10.282	47.176	57.458	--	--	Pass
01 (Average)	2400.000	10.304	41.167	51.470	--	--	Pass
01 (Average)	2412.754	10.355	93.763	104.118	--	--	--

**Figure Channel 01:****Vertical (Peak)****Figure Channel 01:****Vertical (Average)**

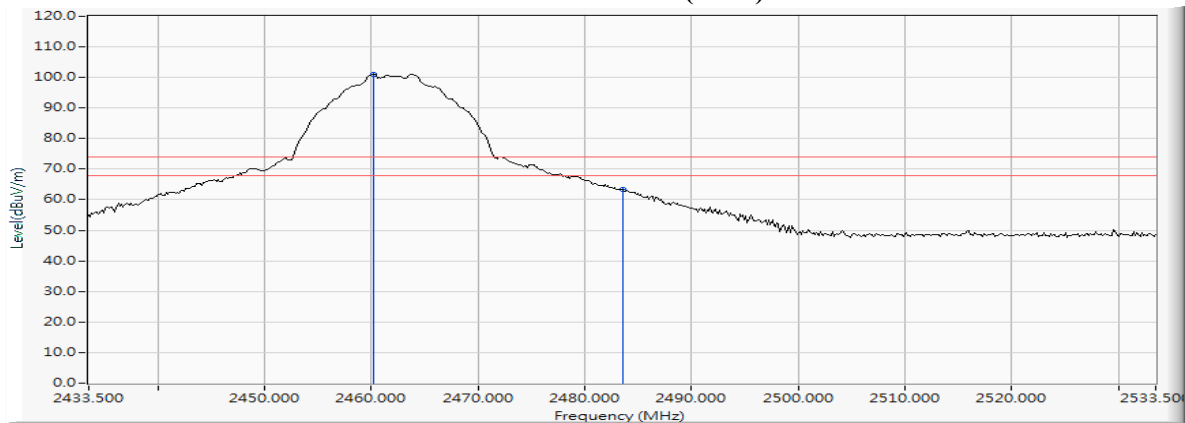
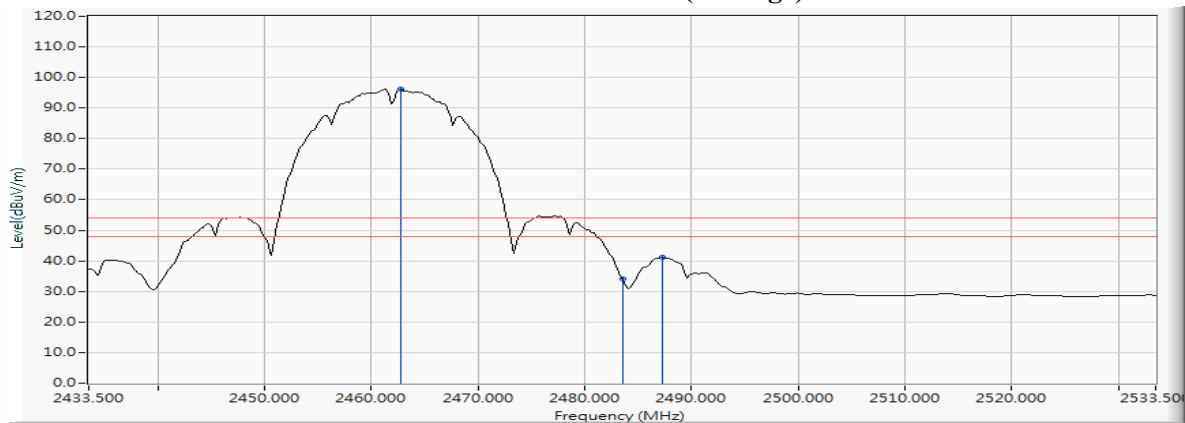
Note:

1. All readings above 1GHz are performed with peak and/or average measurements as necessary.
2. Measurement Level = Reading Level + Correct Factor.
3. The average measurement was not performed when the peak measured data under the limit of average detection.

Product : Intel® Wireless-AC 9560  
 Test Item : Band Edge  
 Test Date : 2018/12/21  
 Test Mode : Mode 2 SISO B: Transmit (802.11b\_1Mbps) 2462MHz

**RF Radiated Measurement (Horizontal):**

Channel No.	Frequency (MHz)	Correct Factor (dB)	Reading Level (dBμV)	Emission Level (dBμV/m)	Peak Limit (dBμV/m)	Average Limit (dBμV/m)	Result
11 (Peak)	2460.167	10.541	90.591	101.133	--	--	--
11 (Peak)	2483.500	10.640	52.680	63.321	74.00	54.00	Pass
11 (Average)	2462.775	10.554	85.756	96.309	--	--	--
11 (Average)	2483.500	10.640	23.311	33.952	74.00	54.00	Pass
11 (Average)	2487.268	10.655	30.401	41.057	74.00	54.00	Pass

**Figure Channel 11: Horizontal (Peak)****Figure Channel 11: Horizontal (Average)**

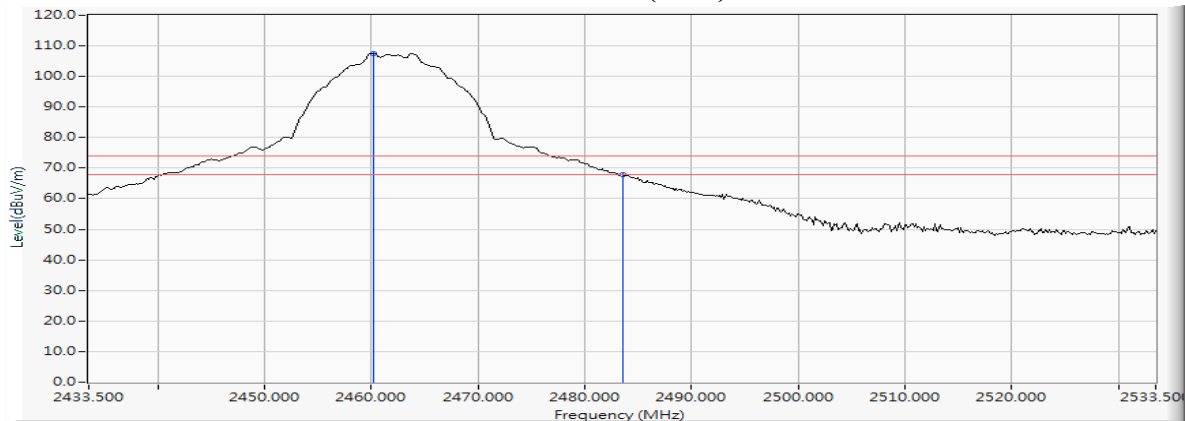
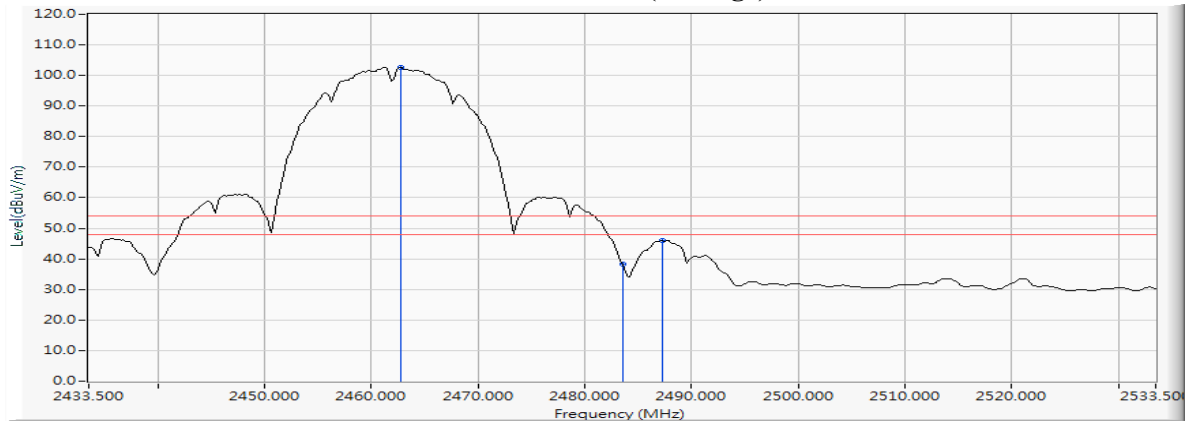
Note:

1. All readings above 1GHz are performed with peak and/or average measurements as necessary.
2. Measurement Level = Reading Level + Correct Factor.
3. The average measurement was not performed when the peak measured data under the limit of average detection.

Product : Intel® Wireless-AC 9560  
 Test Item : Band Edge  
 Test Date : 2018/12/21  
 Test Mode : Mode 2 SISO B: Transmit (802.11b\_1Mbps) 2462MHz

**RF Radiated Measurement (Vertical):**

Channel No.	Frequency (MHz)	Correct Factor (dB)	Reading Level (dBμV)	Emission Level (dBμV/m)	Peak Limit (dBμV/m)	Average Limit (dBμV/m)	Result
11 (Peak)	2460.167	10.541	97.055	107.597	--	--	--
11 (Peak)	2483.500	10.640	57.320	67.961	74.00	54.00	Pass
11 (Average)	2462.775	10.554	92.155	102.708	--	--	--
11 (Average)	2483.500	10.640	27.643	38.284	74.00	54.00	Pass
11 (Average)	2487.268	10.655	35.324	45.980	74.00	54.00	Pass

**Figure Channel 11: Vertical (Peak)****Figure Channel 11: Vertical (Average)**

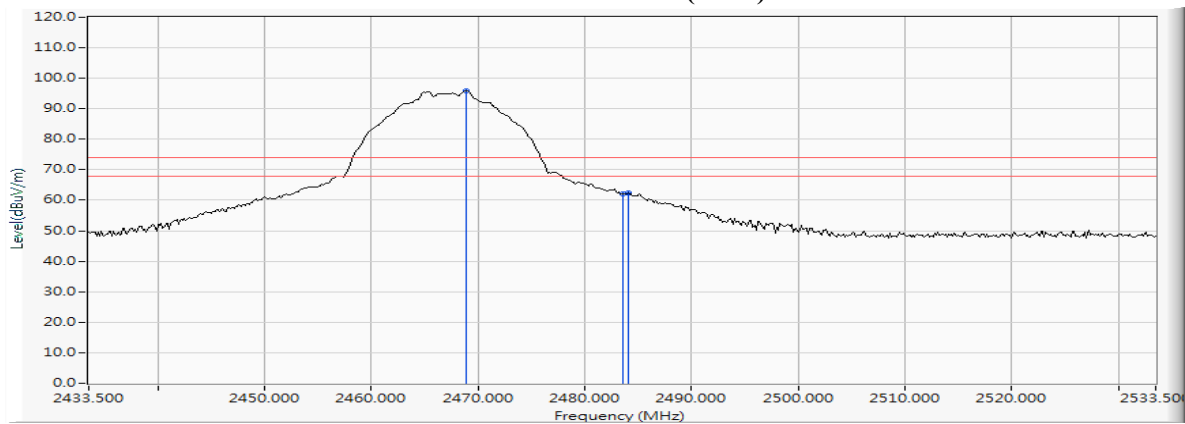
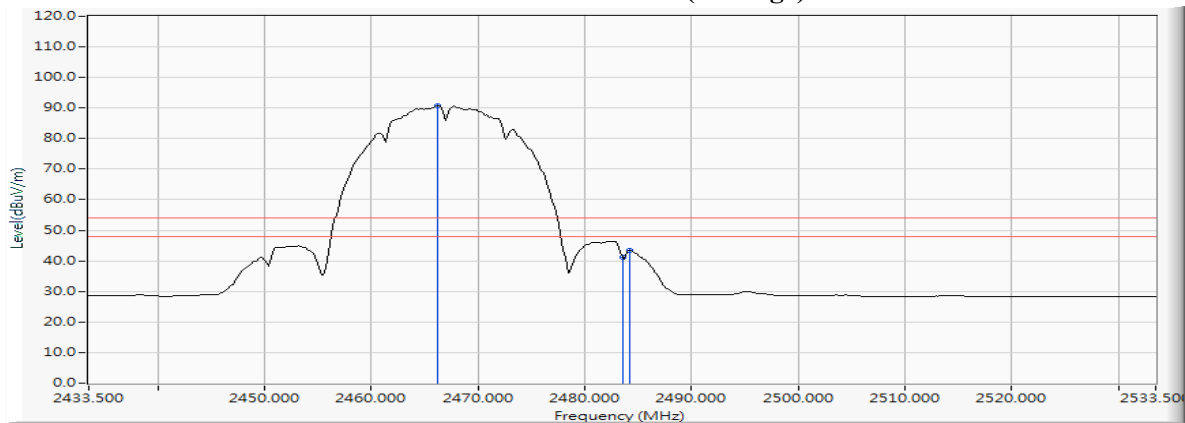
Note:

1. All readings above 1GHz are performed with peak and/or average measurements as necessary.
2. Measurement Level = Reading Level + Correct Factor.
3. The average measurement was not performed when the peak measured data under the limit of average detection.

Product : Intel® Wireless-AC 9560  
 Test Item : Band Edge  
 Test Date : 2018/12/21  
 Test Mode : Mode 2 SISO B: Transmit (802.11b\_1Mbps) 2467MHz

**RF Radiated Measurement (Horizontal):**

Channel No.	Frequency (MHz)	Correct Factor (dB)	Reading Level (dBμV)	Emission Level (dBμV/m)	Peak Limit (dBμV/m)	Average Limit (dBμV/m)	Result
12 (Peak)	2468.862	10.580	85.294	95.874	--	--	--
12 (Peak)	2483.500	10.640	51.568	62.209	74.00	54.00	Pass
12 (Peak)	2484.080	10.644	51.830	62.473	74.00	54.00	Pass
12 (Average)	2466.254	10.568	80.192	90.761	--	--	--
12 (Average)	2483.500	10.640	30.396	41.037	74.00	54.00	Pass
12 (Average)	2484.225	10.645	32.738	43.382	74.00	54.00	Pass

**Figure Channel 12: Horizontal (Peak)****Figure Channel 12: Horizontal (Average)**

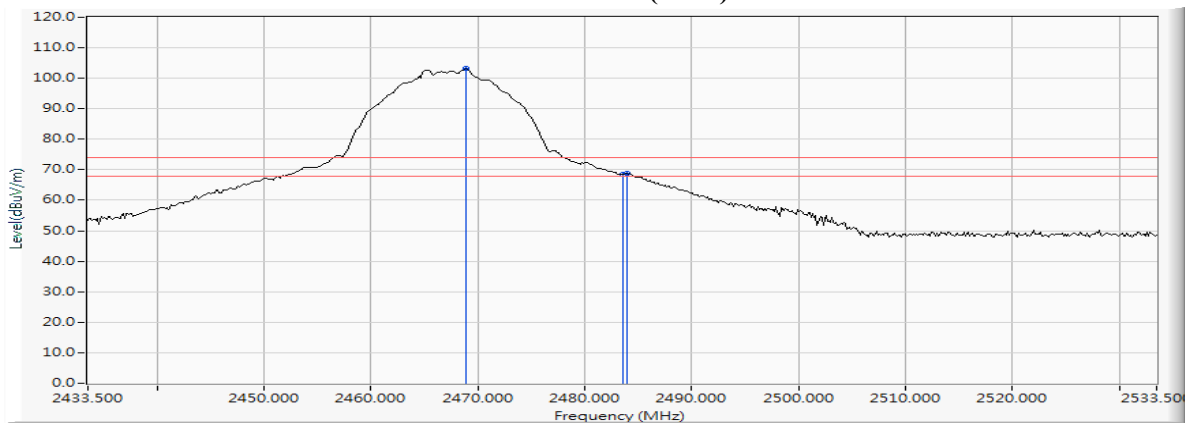
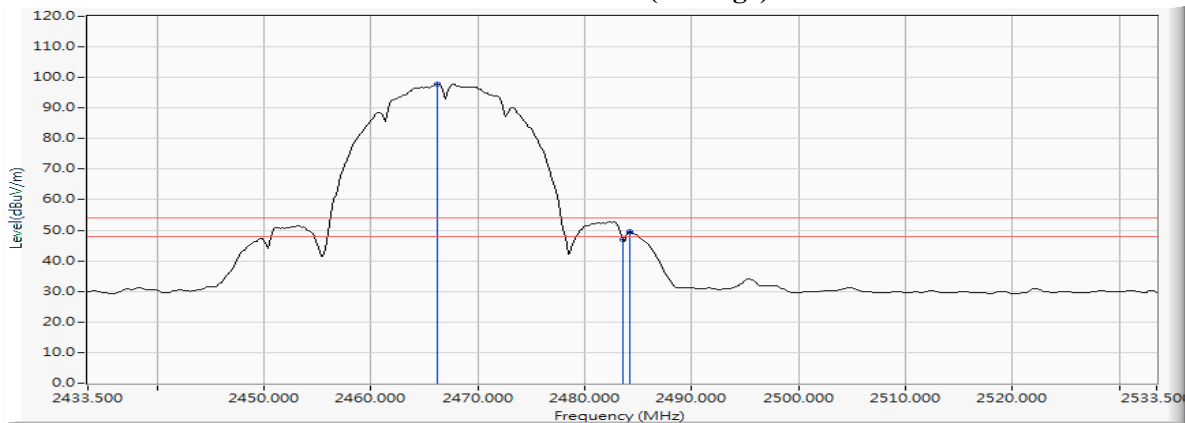
Note:

1. All readings above 1GHz are performed with peak and/or average measurements as necessary.
2. Measurement Level = Reading Level + Correct Factor.
3. The average measurement was not performed when the peak measured data under the limit of average detection.

Product : Intel® Wireless-AC 9560  
 Test Item : Band Edge  
 Test Date : 2018/12/21  
 Test Mode : Mode 2 SISO B: Transmit (802.11b\_1Mbps) 2467MHz

**RF Radiated Measurement (Vertical):**

Channel No.	Frequency (MHz)	Correct Factor (dB)	Reading Level (dBμV)	Emission Level (dBμV/m)	Peak Limit (dBμV/m)	Average Limit (dBμV/m)	Result
12 (Peak)	2468.862	10.580	92.554	103.134	--	--	--
12 (Peak)	2483.500	10.640	57.777	68.418	74.00	54.00	Pass
12 (Peak)	2483.935	10.644	58.193	68.836	74.00	54.00	Pass
12 (Average)	2466.254	10.568	87.262	97.831	--	--	--
12 (Average)	2483.500	10.640	36.324	46.965	74.00	54.00	Pass
12 (Average)	2484.225	10.645	38.891	49.535	74.00	54.00	Pass

**Figure Channel 12: Vertical (Peak)****Figure Channel 12: Vertical (Average)**

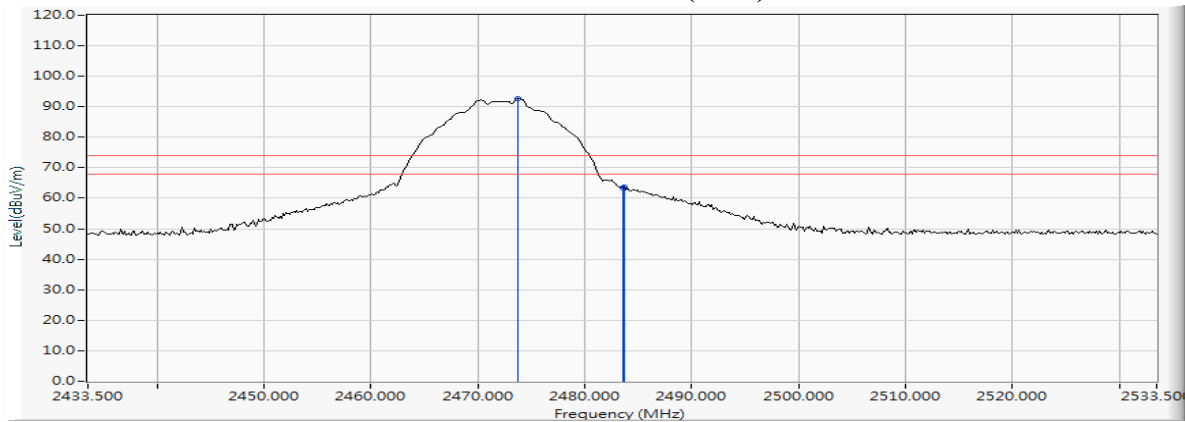
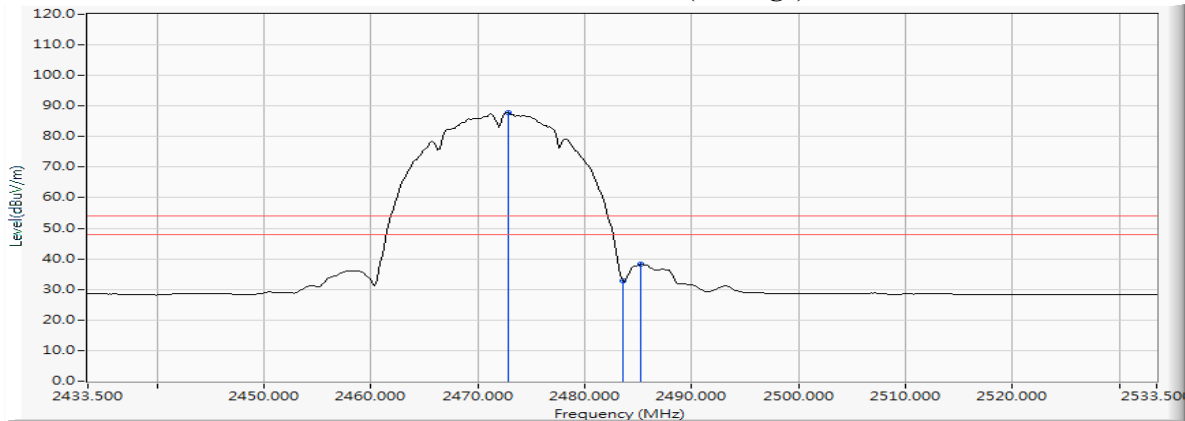
Note:

1. All readings above 1GHz are performed with peak and/or average measurements as necessary.
2. Measurement Level = Reading Level + Correct Factor.
3. The average measurement was not performed when the peak measured data under the limit of average detection.

Product : Intel® Wireless-AC 9560  
 Test Item : Band Edge  
 Test Date : 2018/12/21  
 Test Mode : Mode 2 SISO B: Transmit (802.11b\_1Mbps) 2472MHz

**RF Radiated Measurement (Horizontal):**

Channel No.	Frequency (MHz)	Correct Factor (dB)	Reading Level (dBμV)	Emission Level (dBμV/m)	Peak Limit (dBμV/m)	Average Limit (dBμV/m)	Result
13 (Peak)	2473.790	10.602	82.065	92.668	--	--	--
13 (Peak)	2483.500	10.640	52.707	63.348	74.00	54.00	Pass
13 (Peak)	2483.645	10.642	52.993	63.635	74.00	54.00	Pass
13 (Average)	2472.775	10.598	77.103	87.701	--	--	--
13 (Average)	2483.500	10.640	22.258	32.899	74.00	54.00	Pass
13 (Average)	2485.239	10.648	27.509	38.157	74.00	54.00	Pass

**Figure Channel 13: Horizontal (Peak)****Figure Channel 13: Horizontal (Average)**

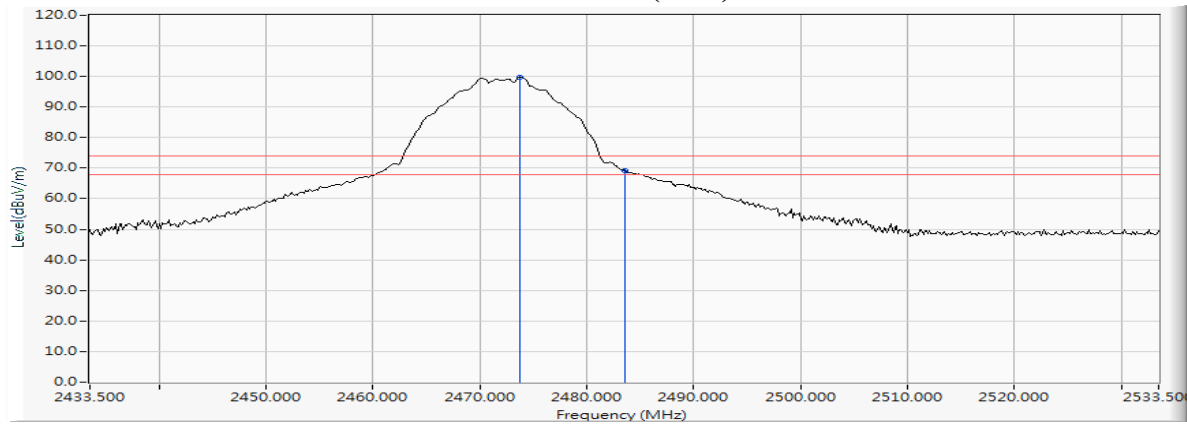
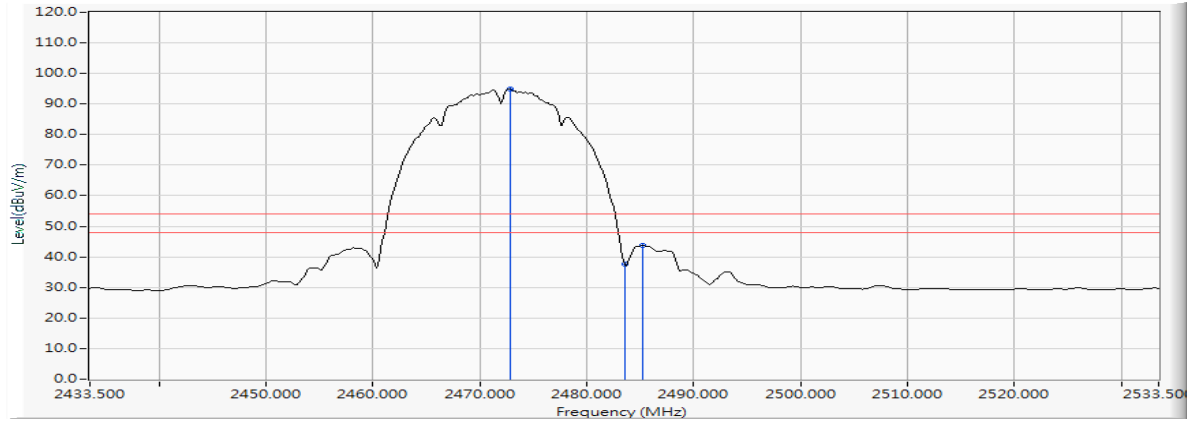
Note:

1. All readings above 1GHz are performed with peak and/or average measurements as necessary.
2. Measurement Level = Reading Level + Correct Factor.
3. The average measurement was not performed when the peak measured data under the limit of average detection.

Product : Intel® Wireless-AC 9560  
 Test Item : Band Edge  
 Test Date : 2018/12/21  
 Test Mode : Mode 2 SISO B: Transmit (802.11b\_1Mbps) 2472MHz

**RF Radiated Measurement (Vertical):**

Channel No.	Frequency (MHz)	Correct Factor (dB)	Reading Level (dBμV)	Emission Level (dBμV/m)	Peak Limit (dBμV/m)	Average Limit (dBμV/m)	Result
13 (Peak)	2473.790	10.602	89.121	99.724	--	--	--
13 (Peak)	2483.500	10.640	58.430	69.071	74.00	54.00	Pass
13 (Average)	2472.775	10.598	84.210	94.808	--	--	--
13 (Average)	2483.500	10.640	26.966	37.607	74.00	54.00	Pass
13 (Average)	2485.239	10.648	33.180	43.828	74.00	54.00	Pass

**Figure Channel 13: Vertical (Peak)****Figure Channel 13: Vertical (Average)**

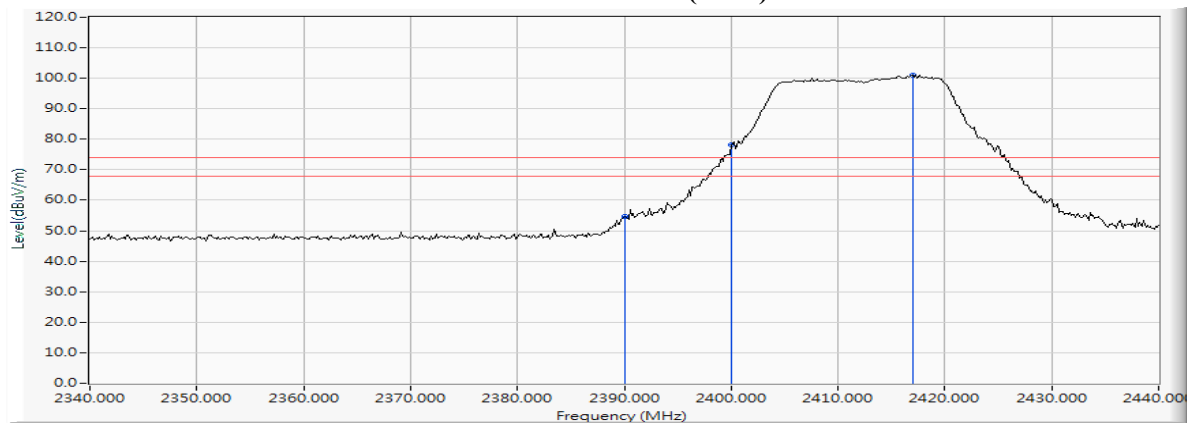
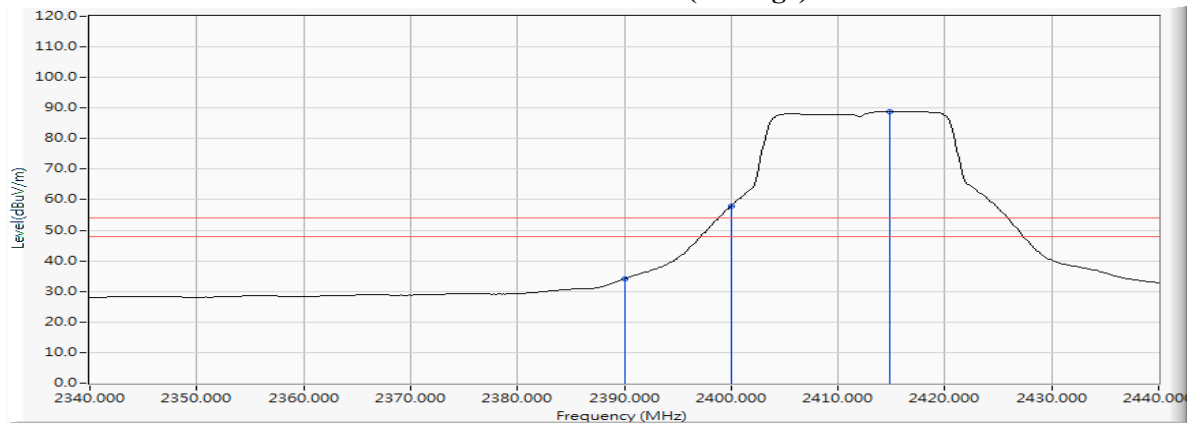
Note:

1. All readings above 1GHz are performed with peak and/or average measurements as necessary.
2. Measurement Level = Reading Level + Correct Factor.
3. The average measurement was not performed when the peak measured data under the limit of average detection.

Product : Intel® Wireless-AC 9560  
 Test Item : Band Edge  
 Test Date : 2018/12/21  
 Test Mode : Mode 2 SISO B: Transmit (802.11g\_6Mbps) 2412MHz

**RF Radiated Measurement (Horizontal):**

Channel No.	Frequency (MHz)	Correct Factor (dB)	Reading Level (dBμV)	Emission Level (dBμV/m)	Peak Limit (dBμV/m)	Average Limit (dBμV/m)	Result
01 (Peak)	2390.000	10.262	44.282	54.544	74.00	54.00	Pass
01 (Peak)	2400.000	10.304	67.980	78.283	--	--	Pass
01 (Peak)	2416.957	10.372	90.648	101.020	--	--	Pass
01 (Average)	2390.000	10.262	23.849	34.111	74.00	54.00	Pass
01 (Average)	2400.000	10.304	47.570	57.873	--	--	Pass
01 (Average)	2414.783	10.363	78.572	88.935	--	--	--

**Figure Channel 01: Horizontal (Peak)**

**Figure Channel 01: Horizontal (Average)**


Note:

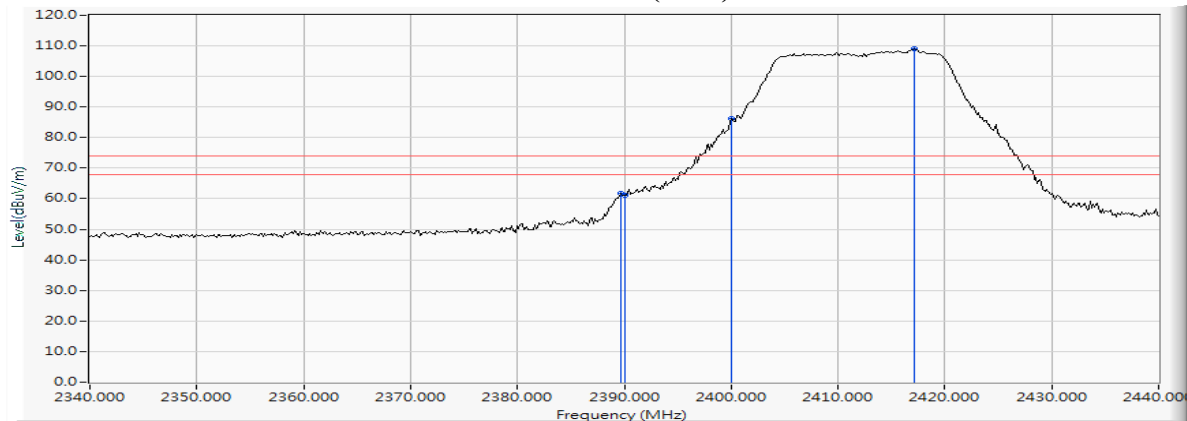
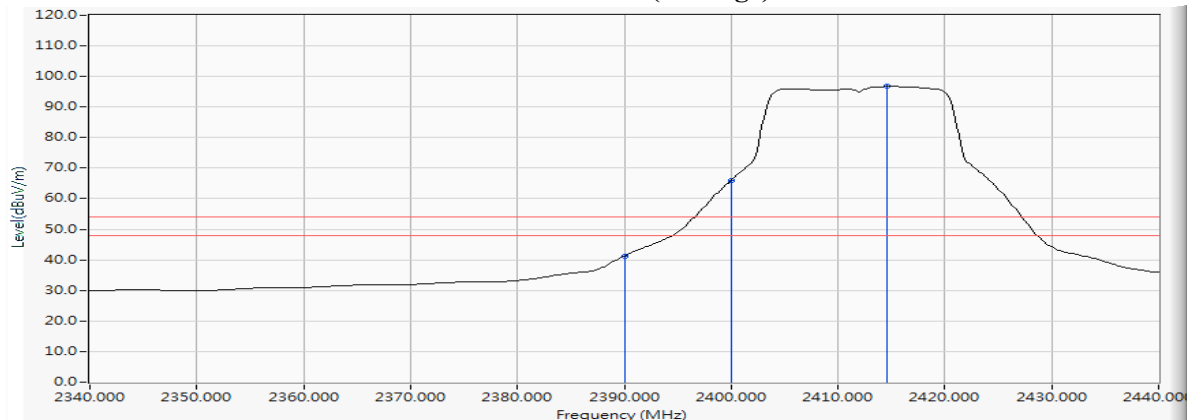
1. All readings above 1GHz are performed with peak and/or average measurements as necessary.
2. Measurement Level = Reading Level + Correct Factor.
3. The average measurement was not performed when the peak measured data under the limit of average detection.



Product : Intel® Wireless-AC 9560  
 Test Item : Band Edge  
 Test Date : 2018/12/21  
 Test Mode : Mode 2 SISO B: Transmit (802.11g\_6Mbps) 2412MHz

**RF Radiated Measurement (Vertical):**

Channel No.	Frequency (MHz)	Correct Factor (dB)	Reading Level (dBμV)	Emission Level (dBμV/m)	Peak Limit (dBμV/m)	Average Limit (dBμV/m)	Result
01 (Peak)	2389.710	10.261	51.613	61.874	74.00	54.00	Pass
01 (Peak)	2390.000	10.262	50.811	61.073	74.00	54.00	Pass
01 (Peak)	2400.000	10.304	75.864	86.167	--	--	Pass
01 (Peak)	2417.101	10.373	98.736	109.108	--	--	--
01 (Average)	2390.000	10.262	31.015	41.277	74.00	54.00	Pass
01 (Average)	2400.000	10.304	55.708	66.011	--	--	Pass
01 (Average)	2414.638	10.362	86.439	96.801	--	--	--

**Figure Channel 01: Vertical (Peak)****Figure Channel 01: Vertical (Average)**

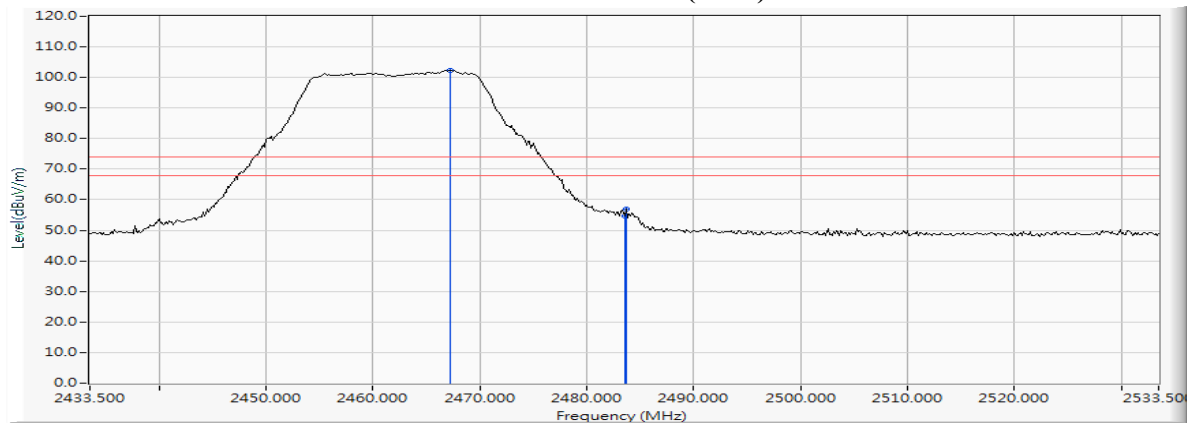
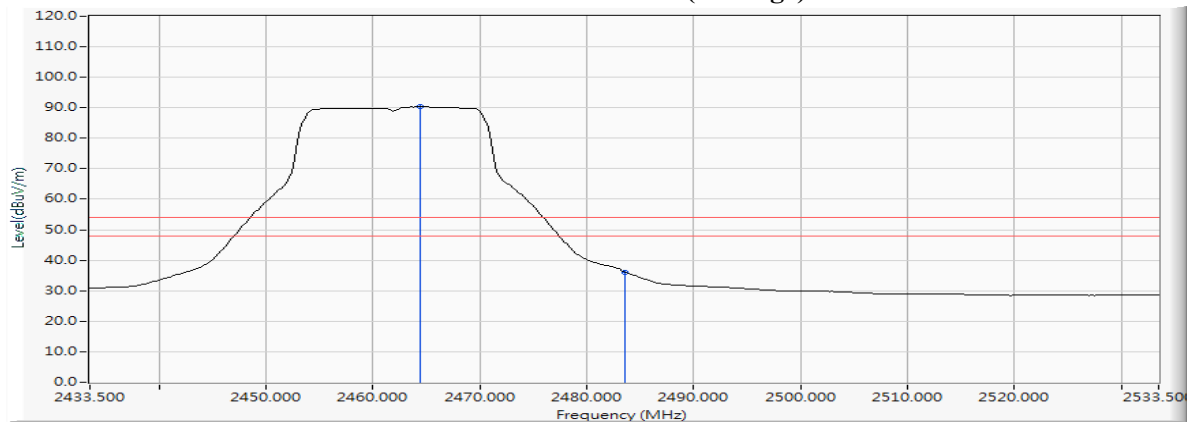
Note:

1. All readings above 1GHz are performed with peak and/or average measurements as necessary.
2. Measurement Level = Reading Level + Correct Factor.
3. The average measurement was not performed when the peak measured data under the limit of average detection.

Product : Intel® Wireless-AC 9560  
 Test Item : Band Edge  
 Test Date : 2018/12/21  
 Test Mode : Mode 2 SISO B: Transmit (802.11g\_6Mbps) 2462MHz

**RF Radiated Measurement (Horizontal):**

Channel No.	Frequency (MHz)	Correct Factor (dB)	Reading Level (dBμV)	Emission Level (dBμV/m)	Peak Limit (dBμV/m)	Average Limit (dBμV/m)	Result
11 (Peak)	2467.268	10.574	91.843	102.416	--	--	--
11 (Peak)	2483.500	10.640	44.178	54.819	74.00	54.00	Pass
11 (Peak)	2483.645	10.642	46.408	57.050	74.00	54.00	Pass
11 (Average)	2464.370	10.560	79.792	90.352	--	--	--
11 (Average)	2483.500	10.640	25.462	36.103	74.00	54.00	Pass

**Figure Channel 11: Horizontal (Peak)****Figure Channel 11: Horizontal (Average)**

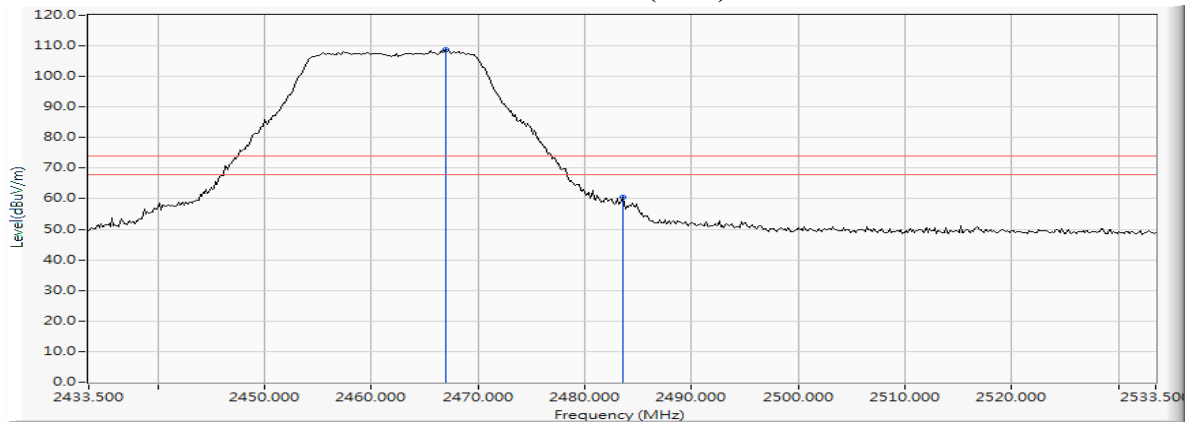
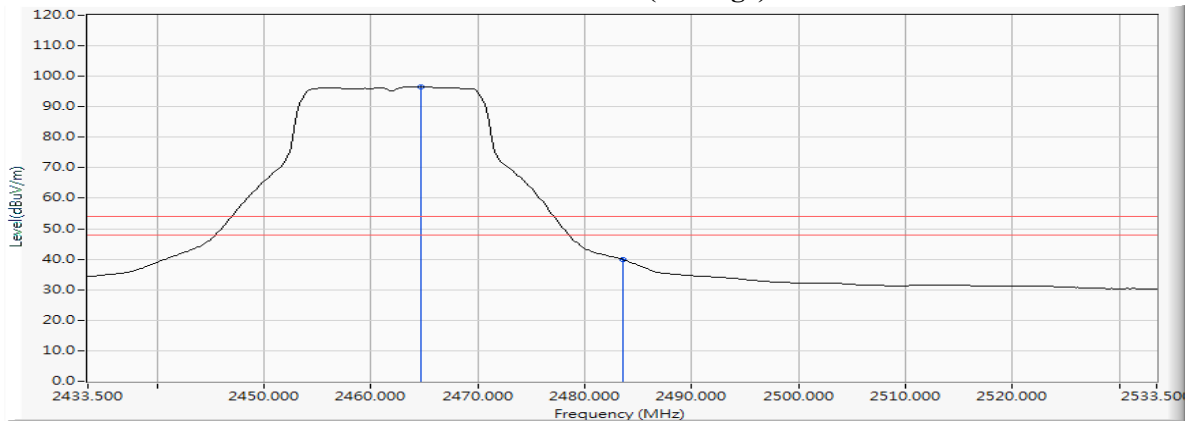
Note:

1. All readings above 1GHz are performed with peak and/or average measurements as necessary.
2. Measurement Level = Reading Level + Correct Factor.
3. The average measurement was not performed when the peak measured data under the limit of average detection.

Product : Intel® Wireless-AC 9560  
 Test Item : Band Edge  
 Test Date : 2018/12/21  
 Test Mode : Mode 2 SISO B: Transmit (802.11g\_6Mbps) 2462MHz

**RF Radiated Measurement (Vertical):**

Channel No.	Frequency (MHz)	Correct Factor (dB)	Reading Level (dBμV)	Emission Level (dBμV/m)	Peak Limit (dBμV/m)	Average Limit (dBμV/m)	Result
11 (Peak)	2466.978	10.572	98.115	108.687	--	--	--
11 (Peak)	2483.500	10.640	49.812	60.453	74.00	54.00	Pass
11 (Average)	2464.659	10.562	85.975	96.536	--	--	--
11 (Average)	2483.500	10.640	29.271	39.912	74.00	54.00	Pass

**Figure Channel 11: Vertical (Peak)**

**Figure Channel 11: Vertical (Average)**


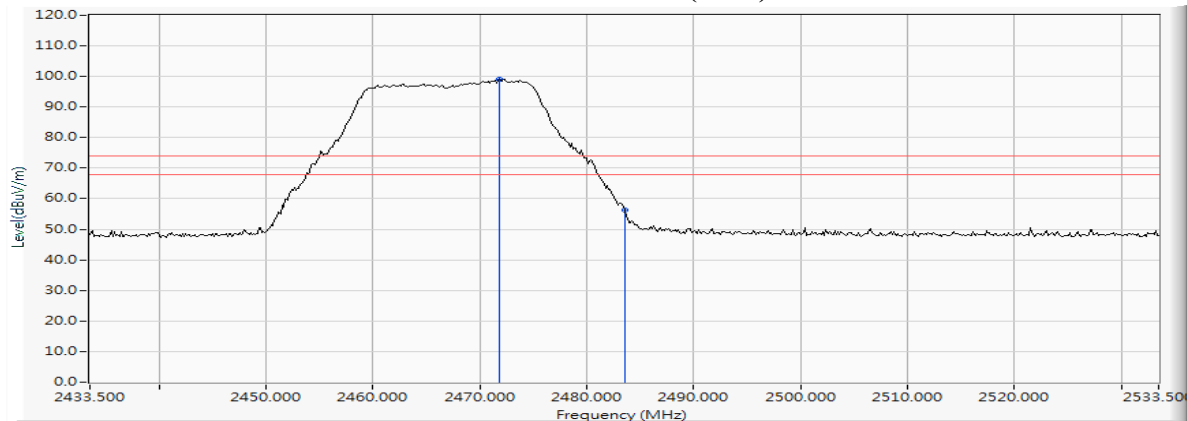
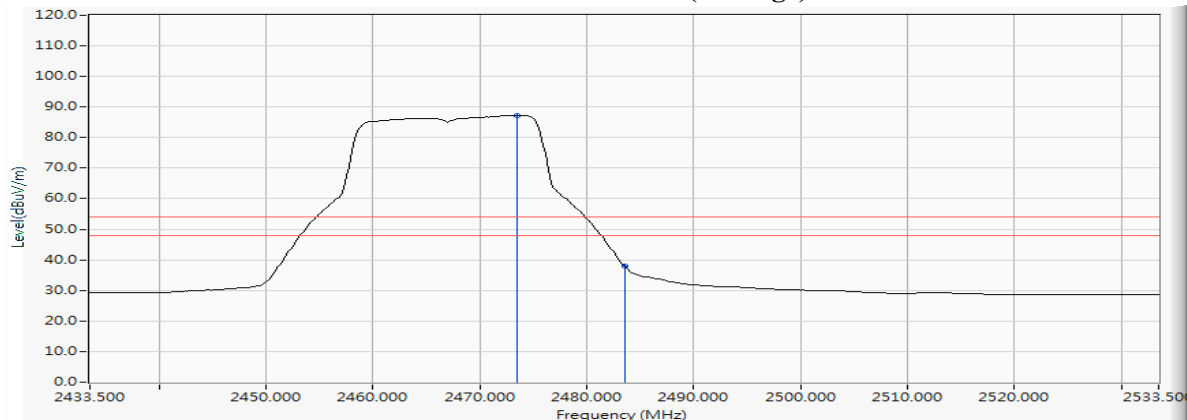
Note:

1. All readings above 1GHz are performed with peak and/or average measurements as necessary.
2. Measurement Level = Reading Level + Correct Factor.
3. The average measurement was not performed when the peak measured data under the limit of average detection.

Product : Intel® Wireless-AC 9560  
 Test Item : Band Edge  
 Test Date : 2018/12/21  
 Test Mode : Mode 2 SISO B: Transmit (802.11g\_6Mbps) 2467MHz

**RF Radiated Measurement (Horizontal):**

Channel No.	Frequency (MHz)	Correct Factor (dB)	Reading Level (dBμV)	Emission Level (dBμV/m)	Peak Limit (dBμV/m)	Average Limit (dBμV/m)	Result
12 (Peak)	2471.761	10.594	88.491	99.085	--	--	--
12 (Peak)	2483.500	10.640	45.625	56.266	74.00	54.00	Pass
12 (Average)	2473.500	10.601	76.664	87.266	--	--	--
12 (Average)	2483.500	10.640	27.435	38.076	74.00	54.00	Pass

**Figure Channel 12: Horizontal (Peak)****Figure Channel 12: Horizontal (Average)**

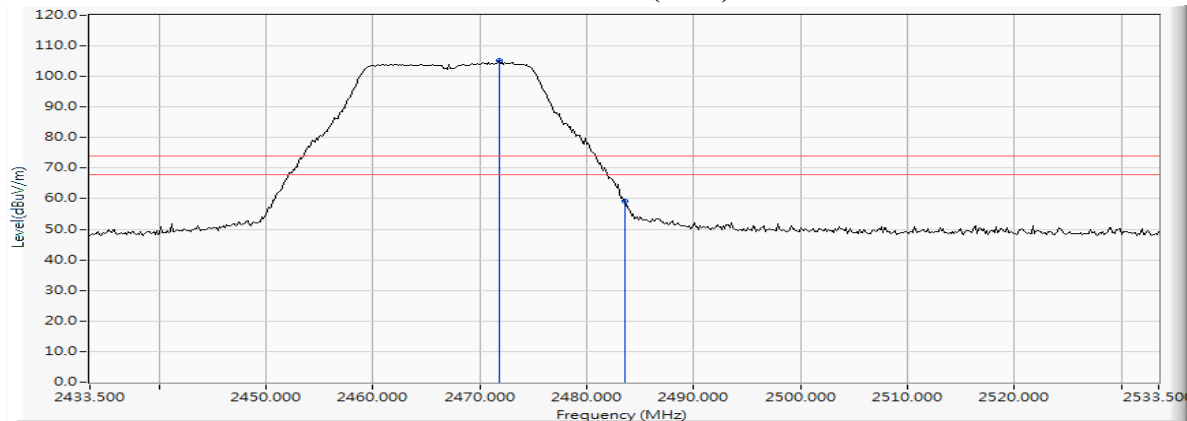
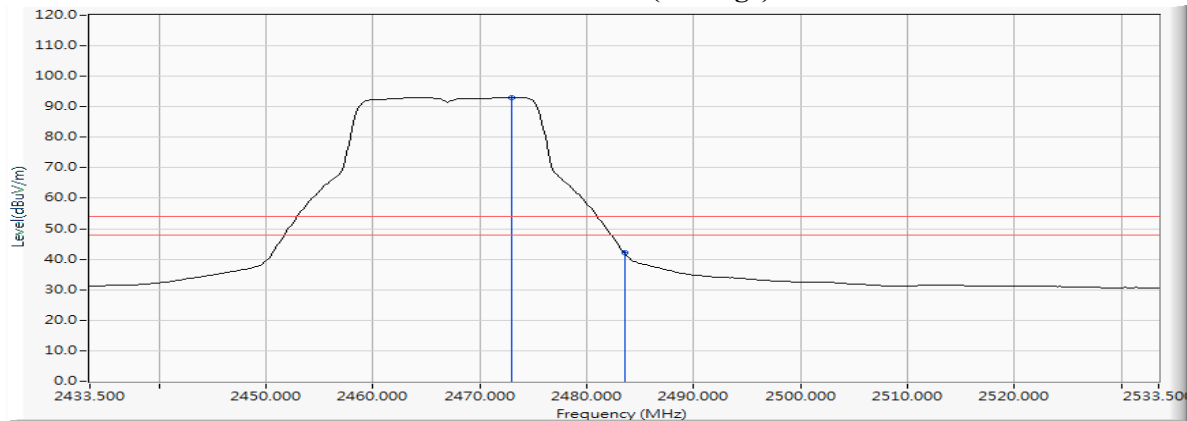
Note:

1. All readings above 1GHz are performed with peak and/or average measurements as necessary.
2. Measurement Level = Reading Level + Correct Factor.
3. The average measurement was not performed when the peak measured data under the limit of average detection.

Product : Intel® Wireless-AC 9560  
 Test Item : Band Edge  
 Test Date : 2018/12/21  
 Test Mode : Mode 2 SISO B: Transmit (802.11g\_6Mbps) 2467MHz

**RF Radiated Measurement (Vertical):**

Channel No.	Frequency (MHz)	Correct Factor (dB)	Reading Level (dBμV)	Emission Level (dBμV/m)	Peak Limit (dBμV/m)	Average Limit (dBμV/m)	Result
12 (Peak)	2471.761	10.594	94.535	105.129	--	--	--
12 (Peak)	2483.500	10.640	48.666	59.307	74.00	54.00	Pass
12 (Average)	2472.920	10.599	82.461	93.060	--	--	--
12 (Average)	2483.500	10.640	31.613	42.254	74.00	54.00	Pass

**Figure Channel 12: Vertical (Peak)**

**Figure Channel 12: Vertical (Average)**


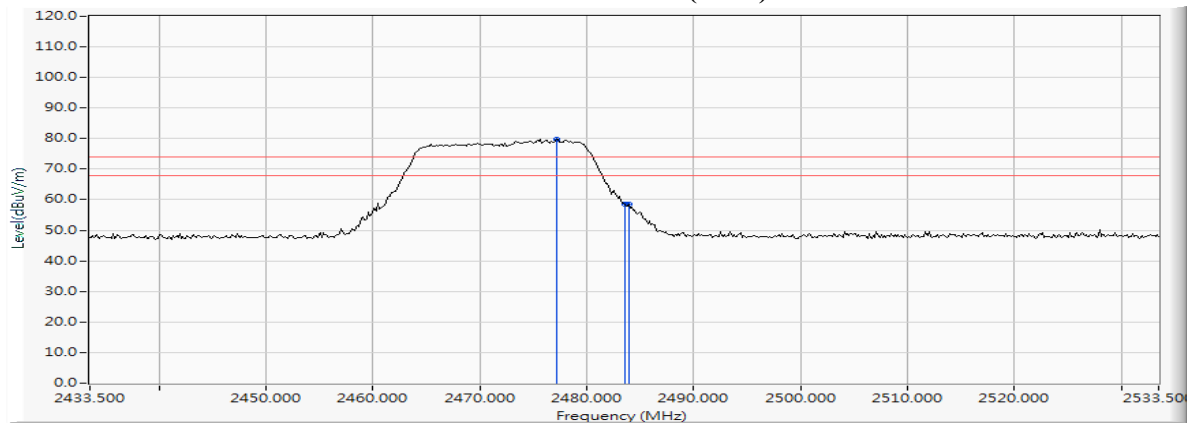
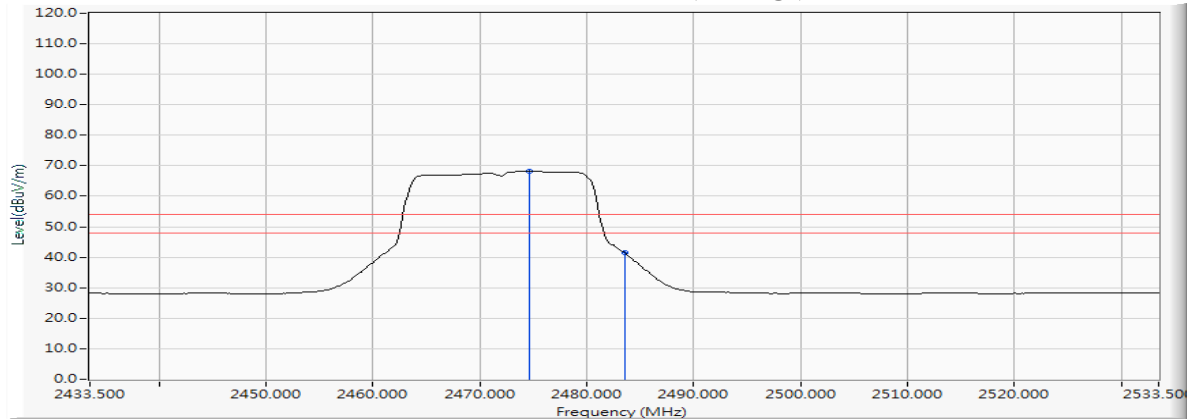
Note:

1. All readings above 1GHz are performed with peak and/or average measurements as necessary.
2. Measurement Level = Reading Level + Correct Factor.
3. The average measurement was not performed when the peak measured data under the limit of average detection.

Product : Intel® Wireless-AC 9560  
 Test Item : Band Edge  
 Test Date : 2018/12/21  
 Test Mode : Mode 2 SISO B: Transmit (802.11g\_6Mbps) 2472MHz

**RF Radiated Measurement (Horizontal):**

Channel No.	Frequency (MHz)	Correct Factor (dB)	Reading Level (dBμV)	Emission Level (dBμV/m)	Peak Limit (dBμV/m)	Average Limit (dBμV/m)	Result
13 (Peak)	2477.123	10.616	69.241	79.857	--	--	--
13 (Peak)	2483.500	10.640	47.877	58.518	74.00	54.00	Pass
13 (Peak)	2483.935	10.644	47.964	58.607	74.00	54.00	Pass
13 (Average)	2474.659	10.607	57.620	68.227	--	--	--
13 (Average)	2483.500	10.640	30.752	41.393	74.00	54.00	Pass

**Figure Channel 13: Horizontal (Peak)****Figure Channel 13: Horizontal (Average)**

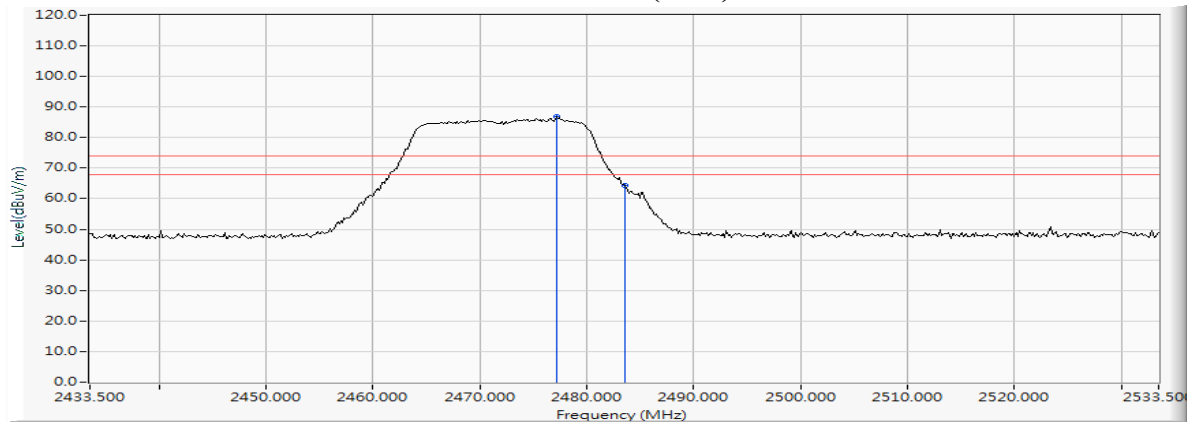
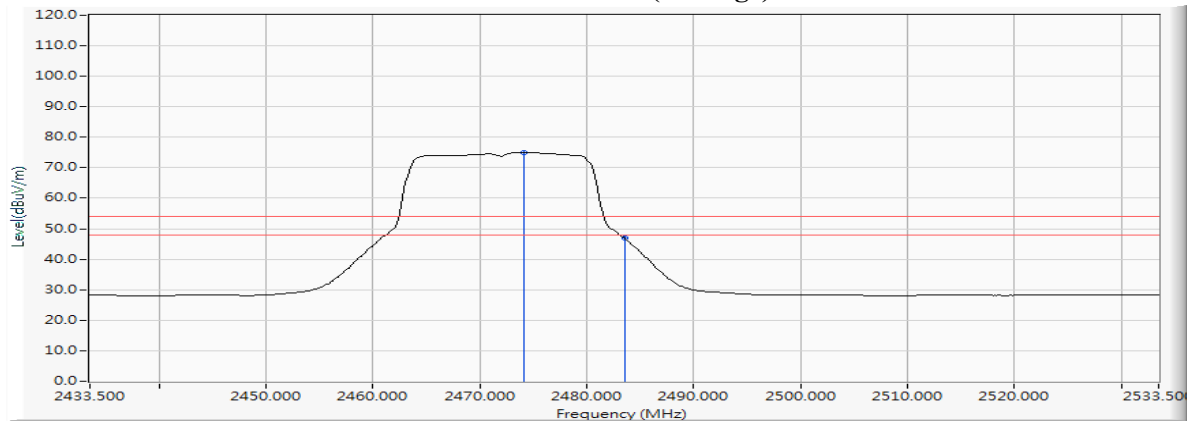
Note:

1. All readings above 1GHz are performed with peak and/or average measurements as necessary.
2. Measurement Level = Reading Level + Correct Factor.
3. The average measurement was not performed when the peak measured data under the limit of average detection.

Product : Intel® Wireless-AC 9560  
 Test Item : Band Edge  
 Test Date : 2018/12/21  
 Test Mode : Mode 2 SISO B: Transmit (802.11g\_6Mbps) 2472MHz

**RF Radiated Measurement (Vertical):**

Channel No.	Frequency (MHz)	Correct Factor (dB)	Reading Level (dBμV)	Emission Level (dBμV/m)	Peak Limit (dBμV/m)	Average Limit (dBμV/m)	Result
13 (Peak)	2477.123	10.616	76.132	86.748	--	--	--
13 (Peak)	2483.500	10.640	53.570	64.211	74.00	54.00	Pass
13 (Average)	2474.080	10.604	64.426	75.030	--	--	--
13 (Average)	2483.500	10.640	36.224	46.865	74.00	54.00	Pass

**Figure Channel 13: Vertical (Peak)****Figure Channel 13: Vertical (Average)**

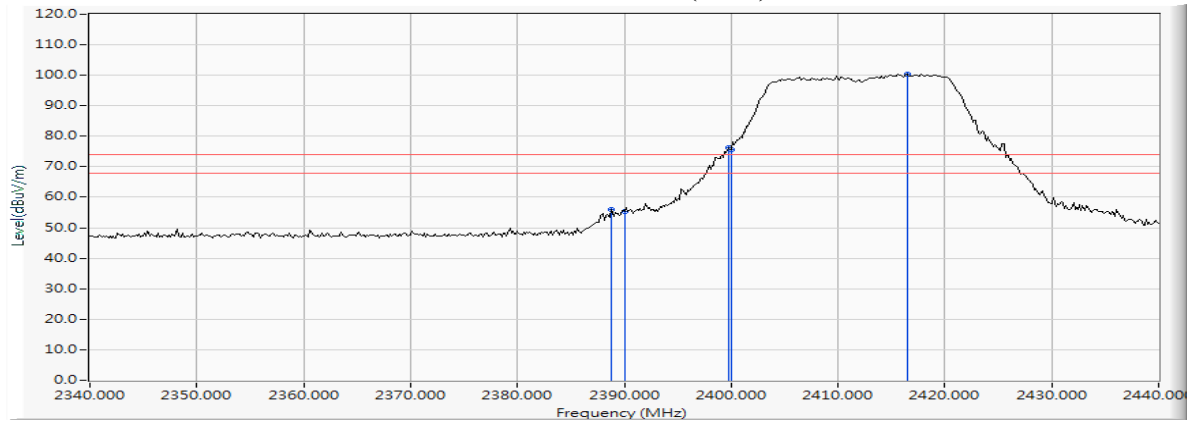
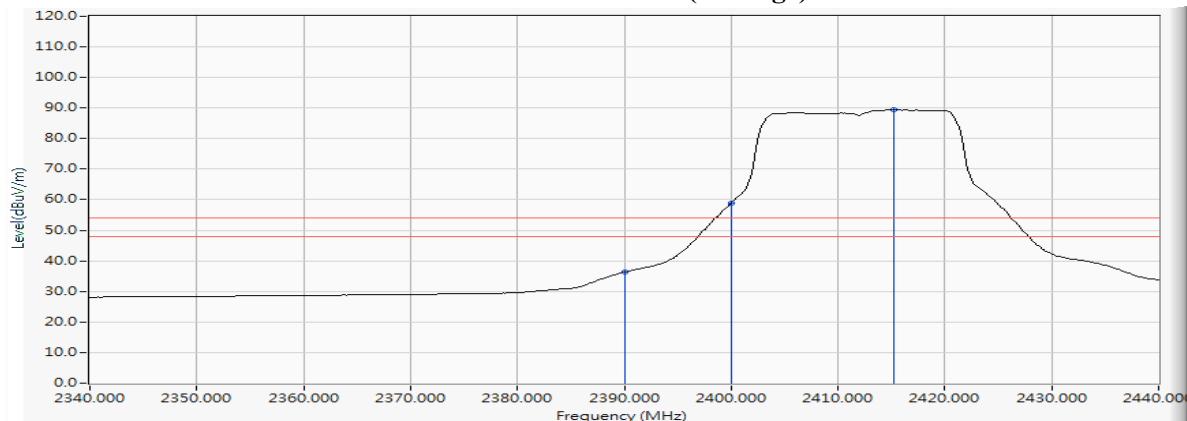
Note:

1. All readings above 1GHz are performed with peak and/or average measurements as necessary.
2. Measurement Level = Reading Level + Correct Factor.
3. The average measurement was not performed when the peak measured data under the limit of average detection.

Product : Intel® Wireless-AC 9560  
 Test Item : Band Edge  
 Test Date : 2018/12/21  
 Test Mode : Mode 2 SISO B: Transmit (802.11n-20BW\_7.2Mbps) 2412MHz

**RF Radiated Measurement (Horizontal):**

Channel No.	Frequency (MHz)	Correct Factor (dB)	Reading Level (dBμV)	Emission Level (dBμV/m)	Peak Limit (dBμV/m)	Average Limit (dBμV/m)	Result
01 (Peak)	2388.841	10.257	45.809	56.066	74.00	54.00	Pass
01 (Peak)	2390.000	10.262	45.038	55.300	74.00	54.00	Pass
01 (Peak)	2399.710	10.302	65.850	76.152	--	--	Pass
01 (Peak)	2400.000	10.304	65.412	75.715	--	--	Pass
01 (Peak)	2416.522	10.371	89.999	100.369	--	--	--
01 (Average)	2390.000	10.262	26.064	36.326	74.00	54.00	Pass
01 (Average)	2400.000	10.304	48.648	58.951	--	--	Pass
01 (Average)	2415.217	10.365	78.990	89.355	--	--	--

**Figure Channel 01: Horizontal (Peak)****Figure Channel 01: Horizontal (Average)**

Note:

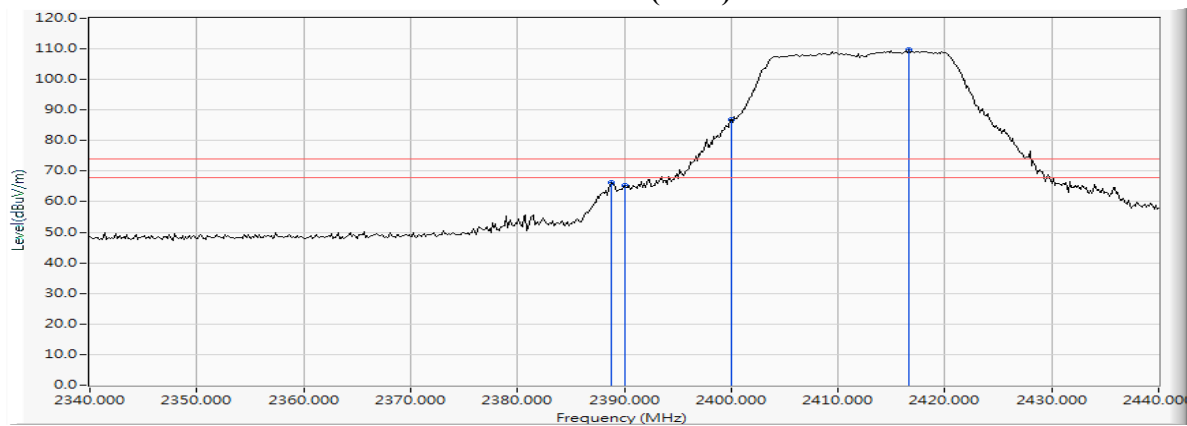
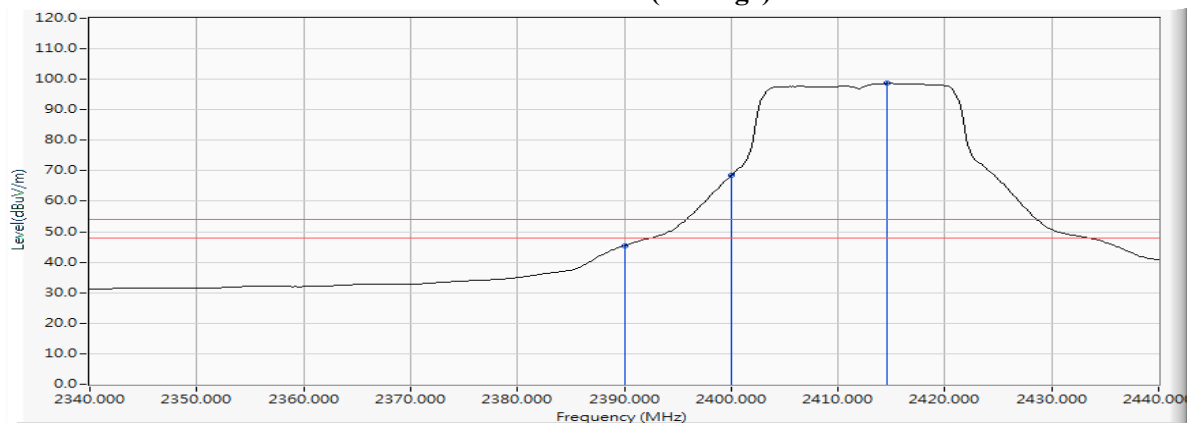
1. All readings above 1GHz are performed with peak and/or average measurements as necessary.
2. Measurement Level = Reading Level + Correct Factor.
3. The average measurement was not performed when the peak measured data under the limit of average detection.



Product : Intel® Wireless-AC 9560  
 Test Item : Band Edge  
 Test Date : 2018/12/21  
 Test Mode : Mode 2 SISO B: Transmit (802.11n-20BW\_7.2Mbps) 2412MHz

**RF Radiated Measurement (Vertical):**

Channel No.	Frequency (MHz)	Correct Factor (dB)	Reading Level (dBμV)	Emission Level (dBμV/m)	Peak Limit (dBμV/m)	Average Limit (dBμV/m)	Result
01 (Peak)	2388.841	10.257	56.028	66.285	74.00	54.00	Pass
01 (Peak)	2390.000	10.262	55.096	65.358	74.00	54.00	Pass
01 (Peak)	2400.000	10.304	76.560	86.863	--	--	Pass
01 (Peak)	2416.667	10.371	99.247	109.618	--	--	--
01 (Average)	2390.000	10.262	35.239	45.501	74.00	54.00	Pass
01 (Average)	2400.000	10.304	58.161	68.464	--	--	Pass
01 (Average)	2414.638	10.362	88.272	98.634	--	--	--

**Figure Channel 01: Vertical (Peak)****Figure Channel 01: Vertical (Average)**

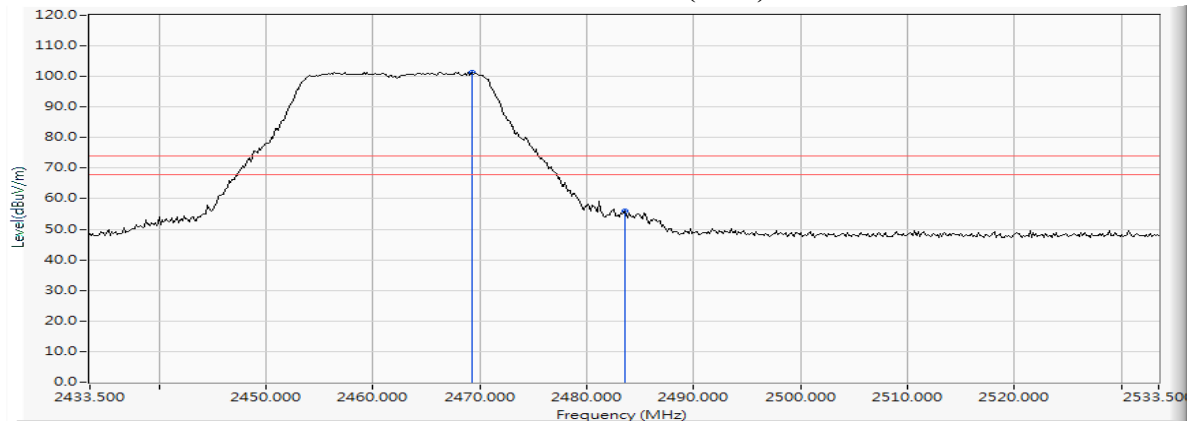
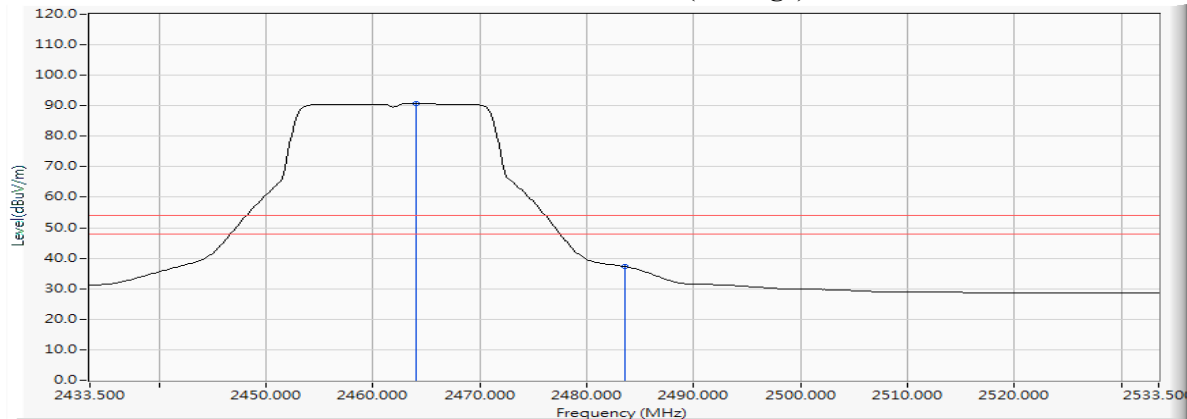
Note:

1. All readings above 1GHz are performed with peak and/or average measurements as necessary.
2. Measurement Level = Reading Level + Correct Factor.
3. The average measurement was not performed when the peak measured data under the limit of average detection.

Product : Intel® Wireless-AC 9560  
 Test Item : Band Edge  
 Test Date : 2018/12/21  
 Test Mode : Mode 2 SISO B: Transmit (802.11n-20BW\_7.2Mbps) 2462MHz

**RF Radiated Measurement (Horizontal):**

Channel No.	Frequency (MHz)	Correct Factor (dB)	Reading Level (dBμV)	Emission Level (dBμV/m)	Peak Limit (dBμV/m)	Average Limit (dBμV/m)	Result
11 (Peak)	2469.297	10.583	90.858	101.440	--	--	--
11 (Peak)	2483.500	10.640	45.278	55.919	74.00	54.00	Pass
11 (Average)	2464.080	10.559	80.259	90.818	--	--	--
11 (Average)	2483.500	10.640	26.682	37.323	74.00	54.00	Pass

**Figure Channel 11: Horizontal (Peak)****Figure Channel 11: Horizontal (Average)**

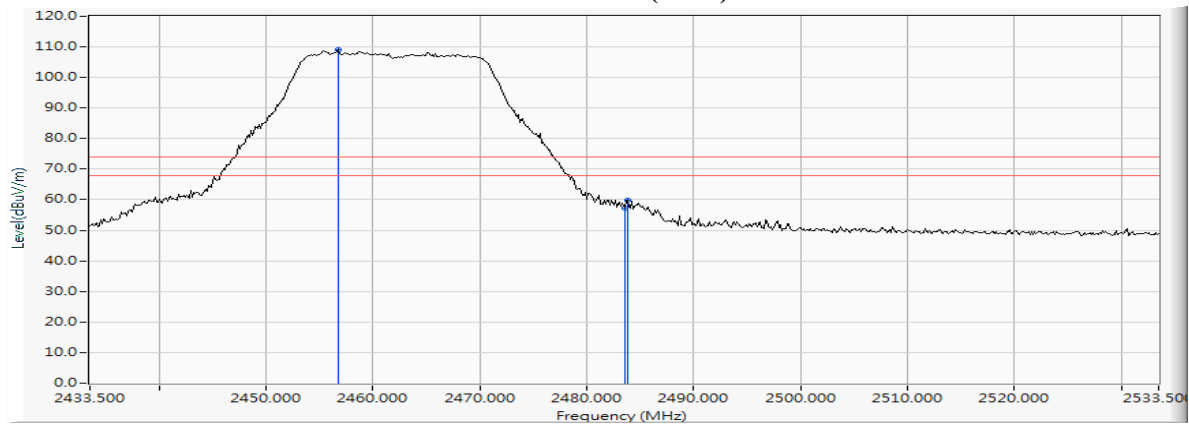
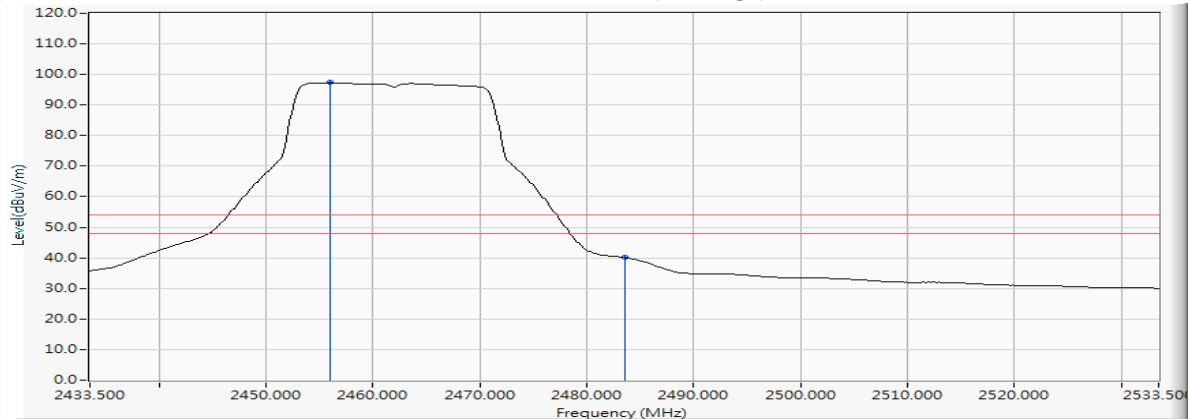
Note:

1. All readings above 1GHz are performed with peak and/or average measurements as necessary.
2. Measurement Level = Reading Level + Correct Factor.
3. The average measurement was not performed when the peak measured data under the limit of average detection.

Product : Intel® Wireless-AC 9560  
 Test Item : Band Edge  
 Test Date : 2018/12/21  
 Test Mode : Mode 2 SISO B: Transmit (802.11n-20BW\_7.2Mbps) 2462MHz

**RF Radiated Measurement (Vertical):**

Channel No.	Frequency (MHz)	Correct Factor (dB)	Reading Level (dB $\mu$ V)	Emission Level (dB $\mu$ V/m)	Peak Limit (dB $\mu$ V/m)	Average Limit (dB $\mu$ V/m)	Result
11 (Peak)	2456.688	10.526	98.454	108.980	--	--	--
11 (Peak)	2483.500	10.640	46.511	57.152	74.00	54.00	Pass
11 (Peak)	2483.790	10.643	49.352	59.994	74.00	54.00	Pass
11 (Average)	2455.964	10.524	86.801	97.324	--	--	--
11 (Average)	2483.500	10.640	29.486	40.127	74.00	54.00	Pass

**Figure Channel 11: Vertical (Peak)****Figure Channel 11: Vertical (Average)**

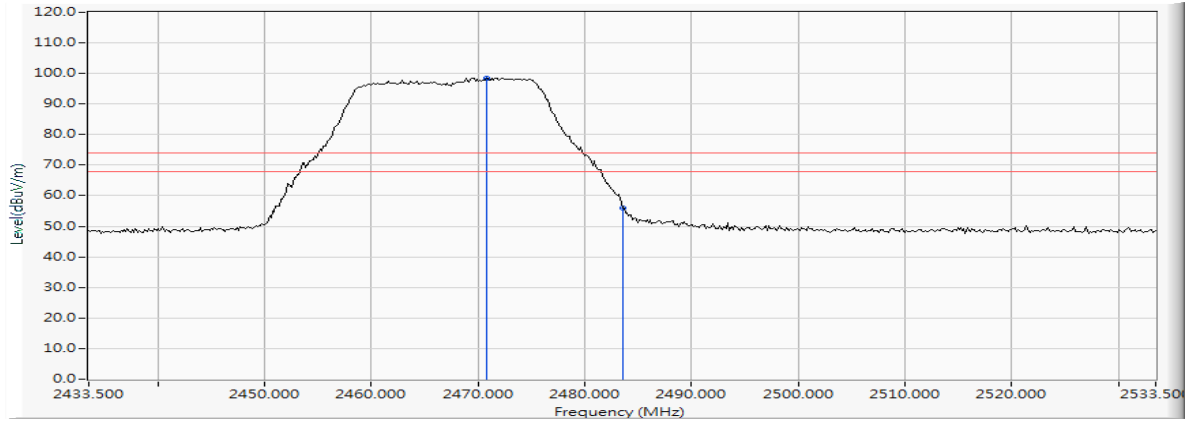
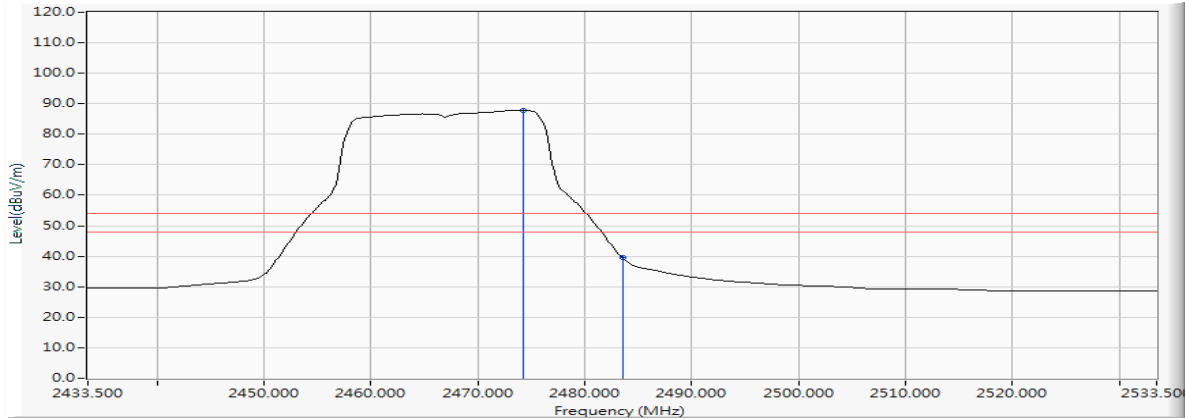
Note:

1. All readings above 1GHz are performed with peak and/or average measurements as necessary.
2. Measurement Level = Reading Level + Correct Factor.
3. The average measurement was not performed when the peak measured data under the limit of average detection.

Product : Intel® Wireless-AC 9560  
 Test Item : Band Edge  
 Test Date : 2018/12/21  
 Test Mode : Mode 2 SISO B: Transmit (802.11n-20BW\_7.2Mbps) 2467MHz

**RF Radiated Measurement (Horizontal):**

Channel No.	Frequency (MHz)	Correct Factor (dB)	Reading Level (dBμV)	Emission Level (dBμV/m)	Peak Limit (dBμV/m)	Average Limit (dBμV/m)	Result
12 (Peak)	2470.746	10.589	88.015	98.604	--	--	--
12 (Peak)	2483.500	10.640	45.396	56.037	74.00	54.00	Pass
12 (Average)	2474.225	10.605	77.200	87.805	--	--	--
12 (Average)	2483.500	10.640	28.909	39.550	74.00	54.00	Pass

**Figure Channel 12: Horizontal (Peak)****Figure Channel 12: Horizontal (Average)**

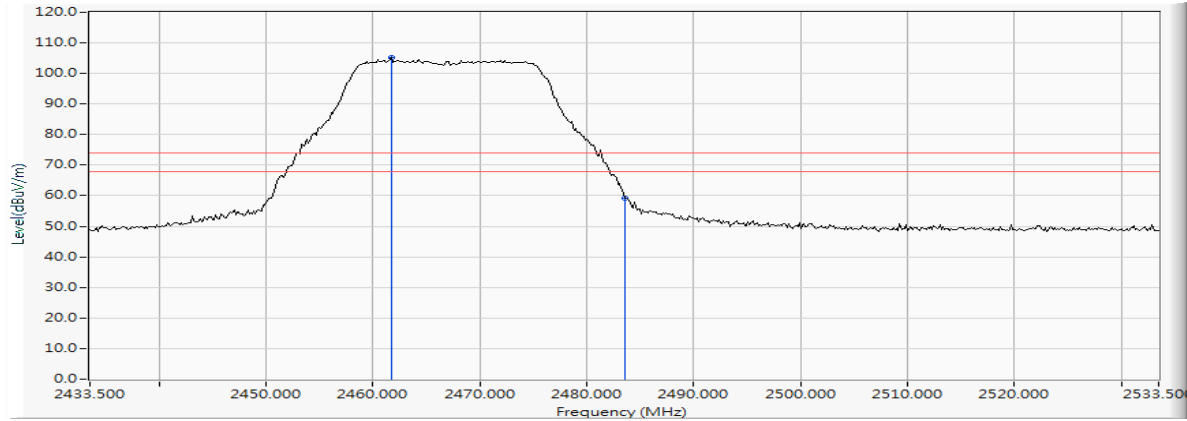
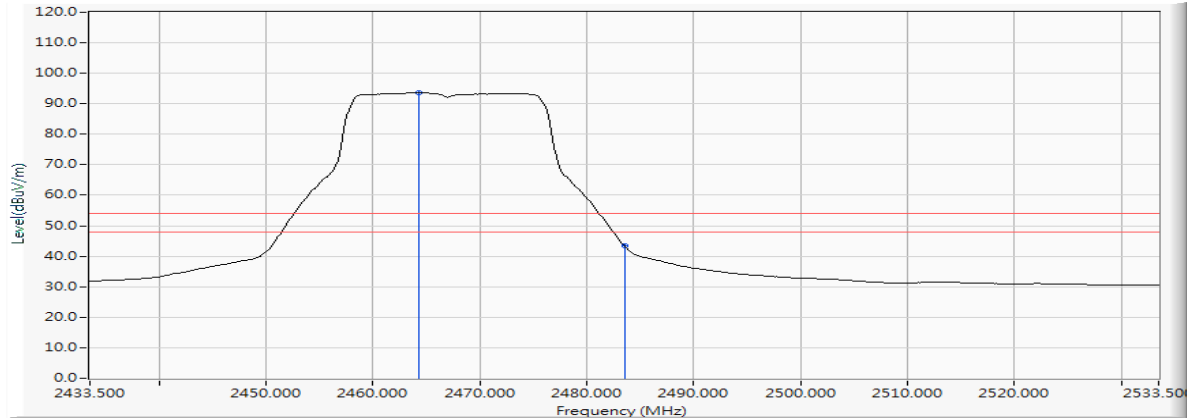
Note:

1. All readings above 1GHz are performed with peak and/or average measurements as necessary.
2. Measurement Level = Reading Level + Correct Factor.
3. The average measurement was not performed when the peak measured data under the limit of average detection.

Product : Intel® Wireless-AC 9560  
 Test Item : Band Edge  
 Test Date : 2018/12/21  
 Test Mode : Mode 2 SISO B: Transmit (802.11n-20BW\_7.2Mbps) 2467MHz

**RF Radiated Measurement (Vertical):**

Channel No.	Frequency (MHz)	Correct Factor (dB)	Reading Level (dBμV)	Emission Level (dBμV/m)	Peak Limit (dBμV/m)	Average Limit (dBμV/m)	Result
12 (Peak)	2461.761	10.549	94.520	105.069	--	--	--
12 (Peak)	2483.500	10.640	48.709	59.350	74.00	54.00	Pass
12 (Average)	2464.225	10.559	82.971	93.530	--	--	--
12 (Average)	2483.500	10.640	32.782	43.423	74.00	54.00	Pass

**Figure Channel 12: Vertical (Peak)**

**Figure Channel 12: Vertical (Average)**


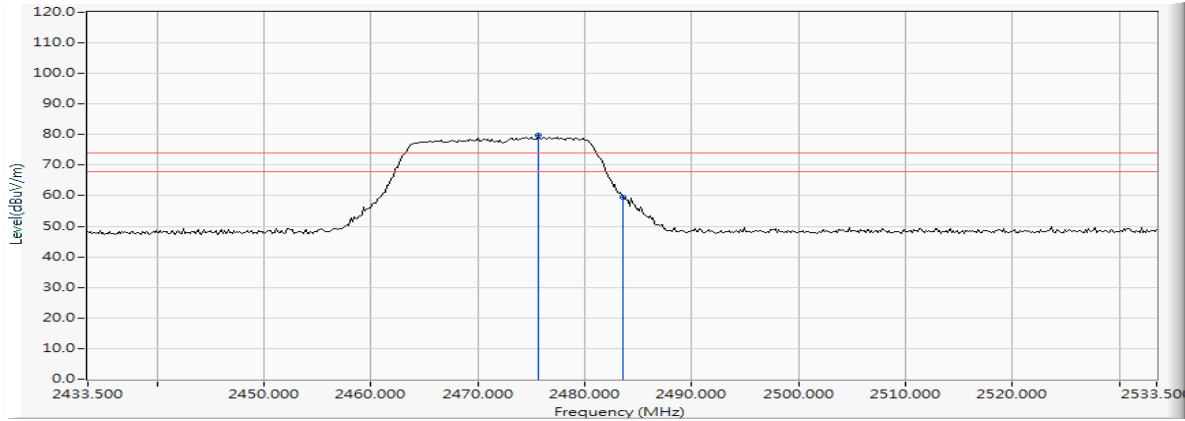
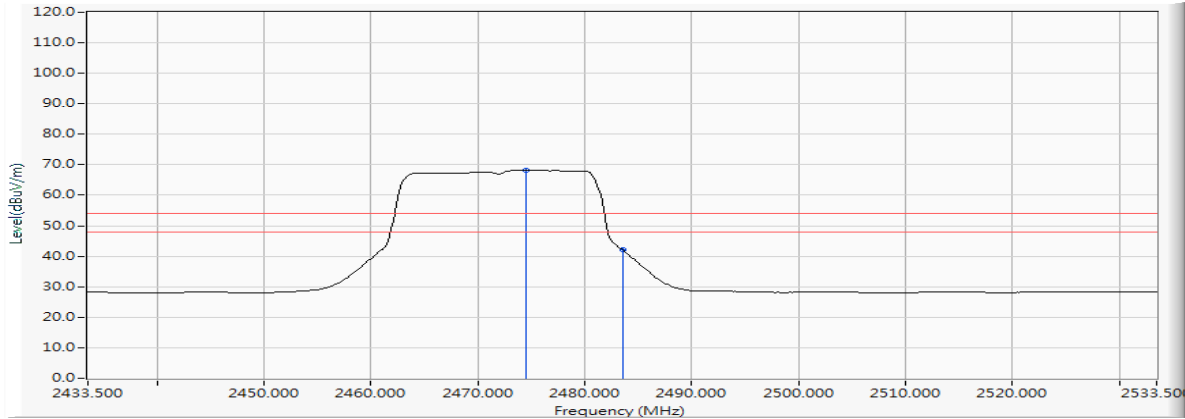
Note:

1. All readings above 1GHz are performed with peak and/or average measurements as necessary.
2. Measurement Level = Reading Level + Correct Factor.
3. The average measurement was not performed when the peak measured data under the limit of average detection.

Product : Intel® Wireless-AC 9560  
 Test Item : Band Edge  
 Test Date : 2018/12/21  
 Test Mode : Mode 2 SISO B: Transmit (802.11n-20BW\_7.2Mbps) 2472MHz

**RF Radiated Measurement (Horizontal):**

Channel No.	Frequency (MHz)	Correct Factor (dB)	Reading Level (dBμV)	Emission Level (dBμV/m)	Peak Limit (dBμV/m)	Average Limit (dBμV/m)	Result
13 (Peak)	2475.674	10.610	69.074	79.685	--	--	--
13 (Peak)	2483.500	10.640	48.899	59.540	74.00	54.00	Pass
13 (Average)	2474.514	10.606	57.732	68.338	--	--	--
13 (Average)	2483.500	10.640	31.440	42.081	74.00	54.00	Pass

**Figure Channel 13: Horizontal (Peak)**

**Figure Channel 13: Horizontal (Average)**


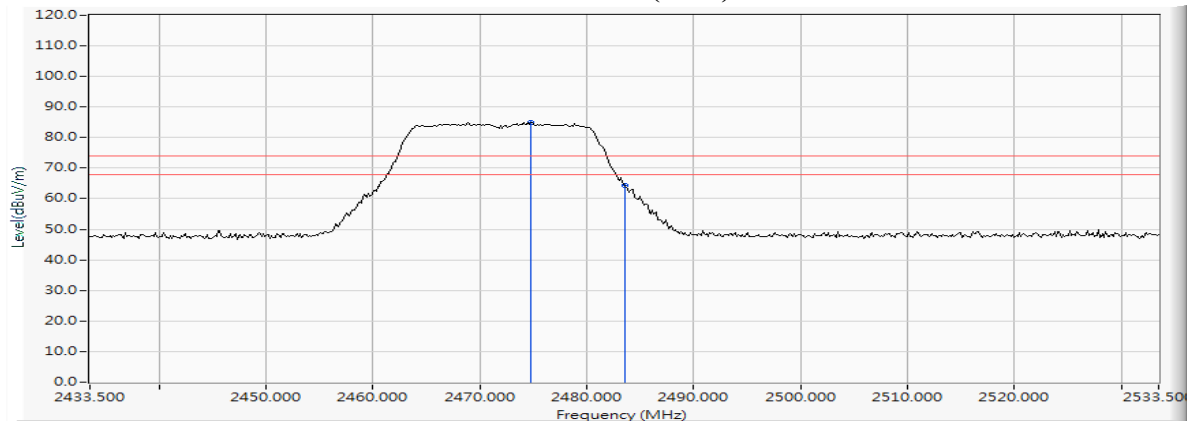
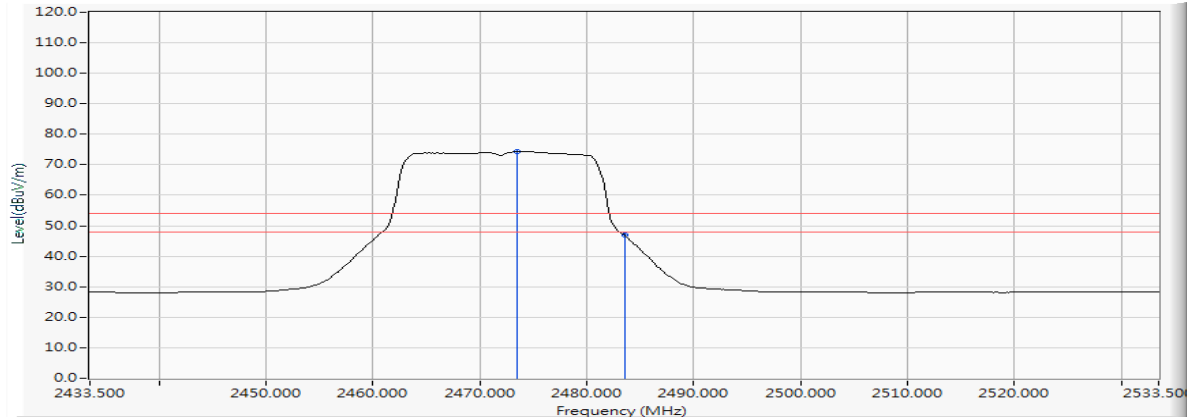
Note:

1. All readings above 1GHz are performed with peak and/or average measurements as necessary.
2. Measurement Level = Reading Level + Correct Factor.
3. The average measurement was not performed when the peak measured data under the limit of average detection.

Product : Intel® Wireless-AC 9560  
 Test Item : Band Edge  
 Test Date : 2018/12/21  
 Test Mode : Mode 2 SISO B: Transmit (802.11n-20BW\_7.2Mbps) 2472MHz

**RF Radiated Measurement (Vertical):**

Channel No.	Frequency (MHz)	Correct Factor (dB)	Reading Level (dBμV)	Emission Level (dBμV/m)	Peak Limit (dBμV/m)	Average Limit (dBμV/m)	Result
13 (Peak)	2474.804	10.607	74.465	85.072	--	--	--
13 (Peak)	2483.500	10.640	53.746	64.387	74.00	54.00	Pass
13 (Average)	2473.500	10.601	63.721	74.323	--	--	--
13 (Average)	2483.500	10.640	36.184	46.825	74.00	54.00	Pass

**Figure Channel 13: Vertical (Peak)****Figure Channel 13: Vertical (Average)**

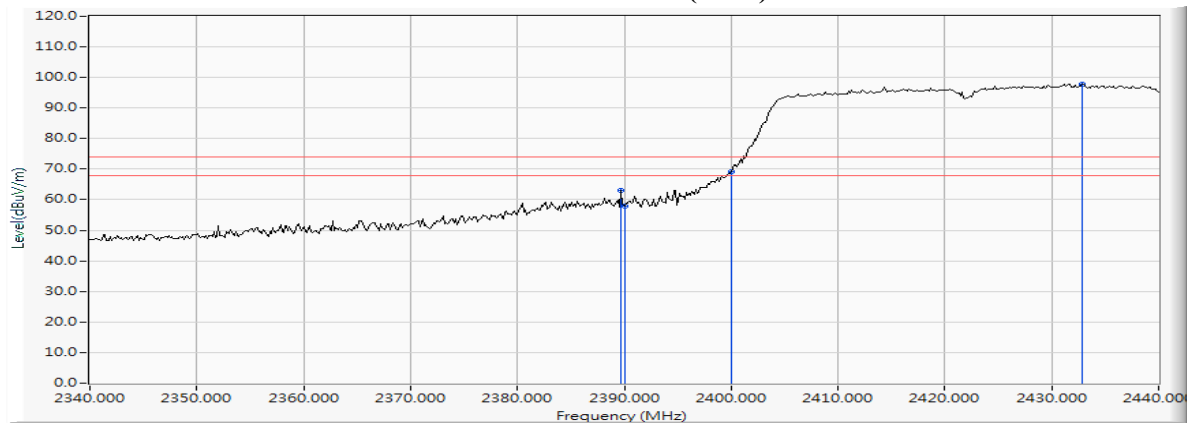
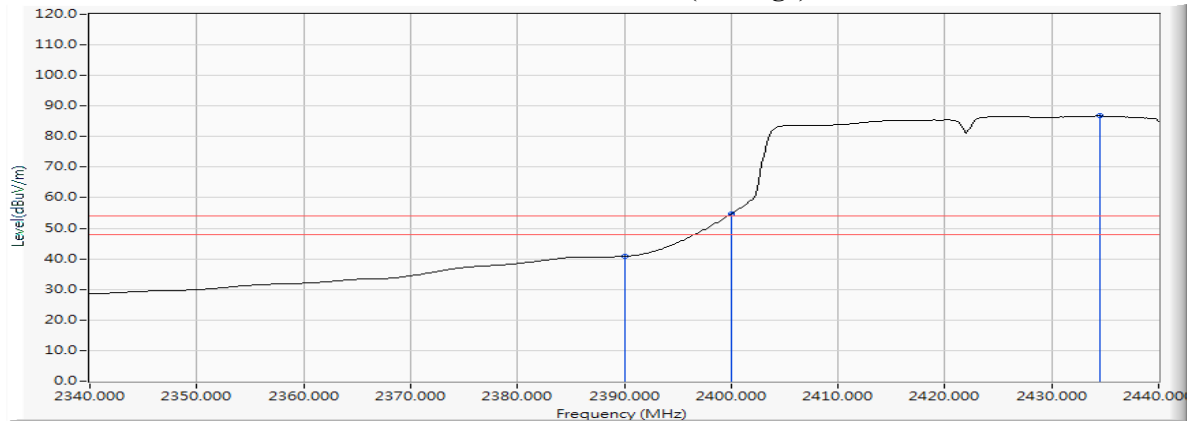
Note:

1. All readings above 1GHz are performed with peak and/or average measurements as necessary.
2. Measurement Level = Reading Level + Correct Factor.
3. The average measurement was not performed when the peak measured data under the limit of average detection.

Product : Intel® Wireless-AC 9560  
 Test Item : Band Edge  
 Test Date : 2018/12/21  
 Test Mode : Mode 2 SISO B: Transmit (802.11n-40BW\_15Mbps) 2422MHz

**RF Radiated Measurement (Horizontal):**

Channel No.	Frequency (MHz)	Correct Factor (dB)	Reading Level (dBμV)	Emission Level (dBμV/m)	Peak Limit (dBμV/m)	Average Limit (dBμV/m)	Result
03 (Peak)	2389.710	10.261	52.945	63.206	74.00	54.00	Pass
03 (Peak)	2390.000	10.262	47.762	58.024	74.00	54.00	Pass
03 (Peak)	2400.000	10.304	59.001	69.304	--	--	Pass
03 (Peak)	2432.899	10.439	87.445	97.884	--	--	--
03 (Average)	2390.000	10.262	30.515	40.777	74.00	54.00	Pass
03 (Average)	2400.000	10.304	44.369	54.672	--	--	Pass
03 (Average)	2434.493	10.446	76.285	86.731	--	--	--

**Figure Channel 03: Horizontal (Peak)****Figure Channel 03: Horizontal (Average)**

Note:

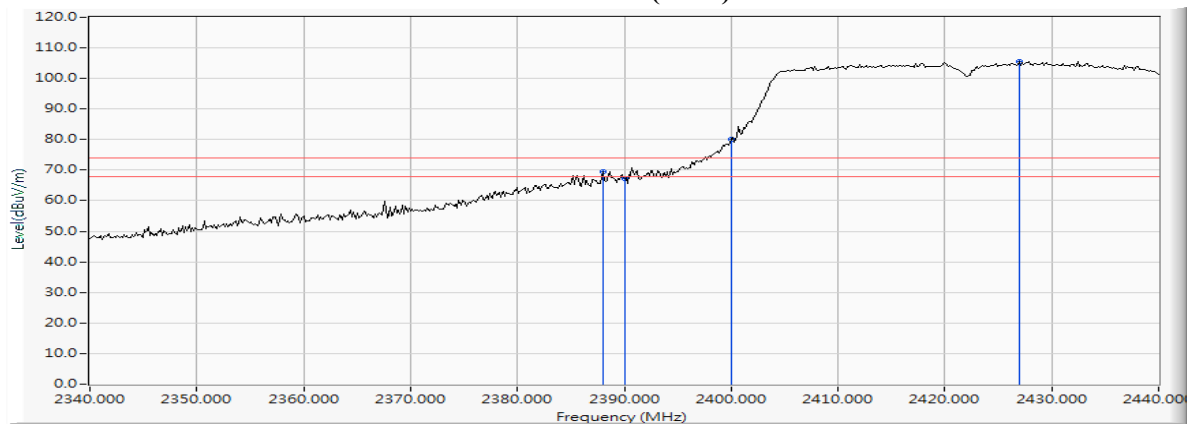
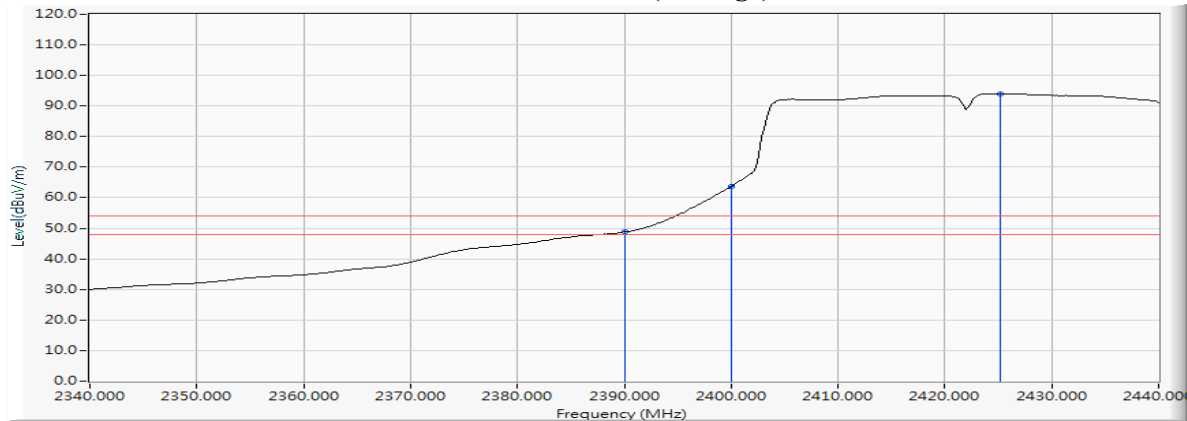
1. All readings above 1GHz are performed with peak and/or average measurements as necessary.
2. Measurement Level = Reading Level + Correct Factor.
3. The average measurement was not performed when the peak measured data under the limit of average detection.



Product : Intel® Wireless-AC 9560  
 Test Item : Band Edge  
 Test Date : 2018/12/21  
 Test Mode : Mode 2 SISO B: Transmit (802.11n-40BW\_15Mbps) 2422MHz

**RF Radiated Measurement (Vertical):**

Channel No.	Frequency (MHz)	Correct Factor (dB)	Reading Level (dBμV)	Emission Level (dBμV/m)	Peak Limit (dBμV/m)	Average Limit (dBμV/m)	Result
03 (Peak)	2387.971	10.253	59.135	69.389	74.00	54.00	Pass
03 (Peak)	2390.000	10.262	56.822	67.084	74.00	54.00	Pass
03 (Peak)	2400.000	10.304	69.701	80.004	--	--	Pass
03 (Peak)	2426.957	10.414	95.143	105.557	--	--	--
03 (Average)	2390.000	10.262	38.479	48.741	74.00	54.00	Pass
03 (Average)	2400.000	10.304	53.420	63.723	--	--	Pass
03 (Average)	2425.217	10.406	83.680	94.086	--	--	--

**Figure Channel 03: Vertical (Peak)****Figure Channel 03: Vertical (Average)**

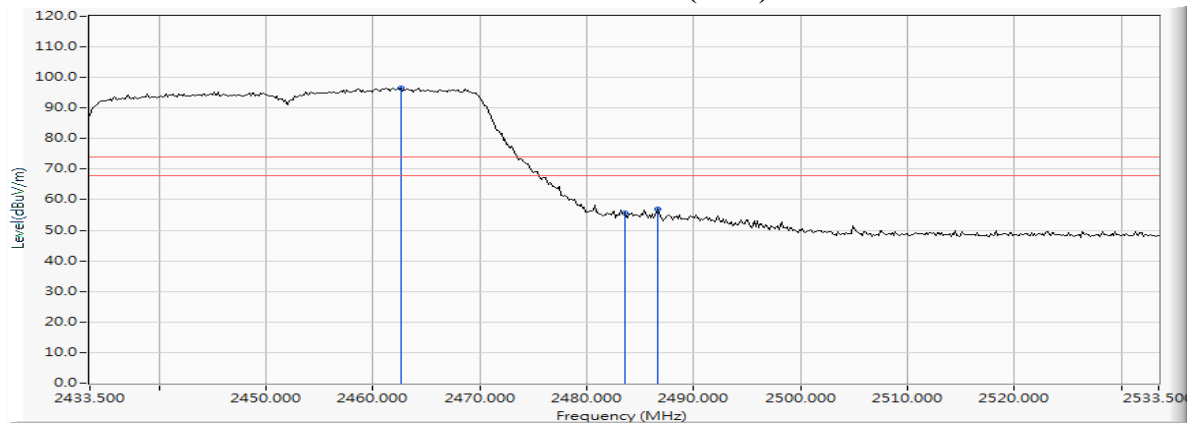
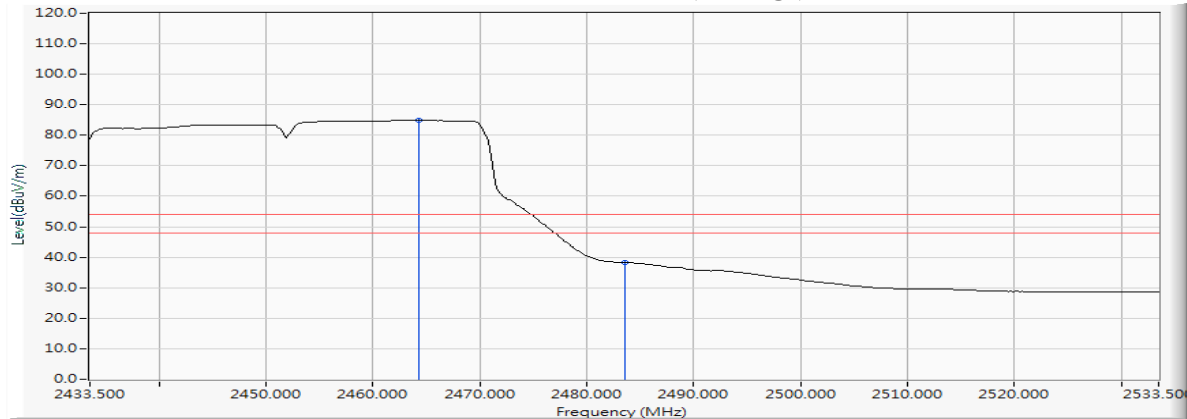
Note:

1. All readings above 1GHz are performed with peak and/or average measurements as necessary.
2. Measurement Level = Reading Level + Correct Factor.
3. The average measurement was not performed when the peak measured data under the limit of average detection.

Product : Intel® Wireless-AC 9560  
 Test Item : Band Edge  
 Test Date : 2018/12/21  
 Test Mode : Mode 2 SISO B: Transmit (802.11n-40BW\_15Mbps) 2452MHz

**RF Radiated Measurement (Horizontal):**

Channel No.	Frequency (MHz)	Correct Factor (dB)	Reading Level (dBμV)	Emission Level (dBμV/m)	Peak Limit (dBμV/m)	Average Limit (dBμV/m)	Result
09 (Peak)	2462.630	10.553	86.090	96.642	--	--	--
09 (Peak)	2483.500	10.640	45.024	55.665	74.00	54.00	Pass
09 (Peak)	2486.688	10.653	46.130	56.783	74.00	54.00	Pass
09 (Average)	2464.225	10.559	74.438	84.997	--	--	--
09 (Average)	2483.500	10.640	27.648	38.289	74.00	54.00	Pass

**Figure Channel 09:****Horizontal (Peak)****Figure Channel 09:****Horizontal (Average)**

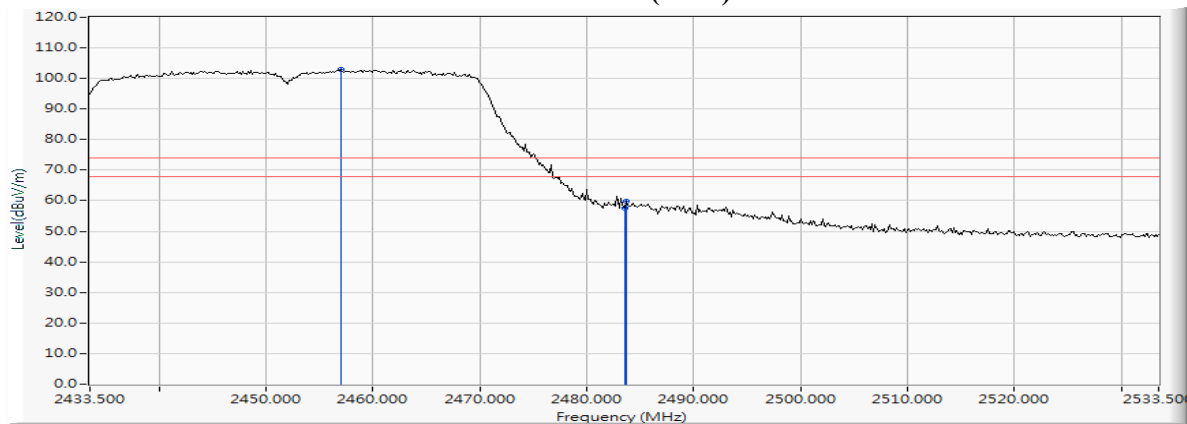
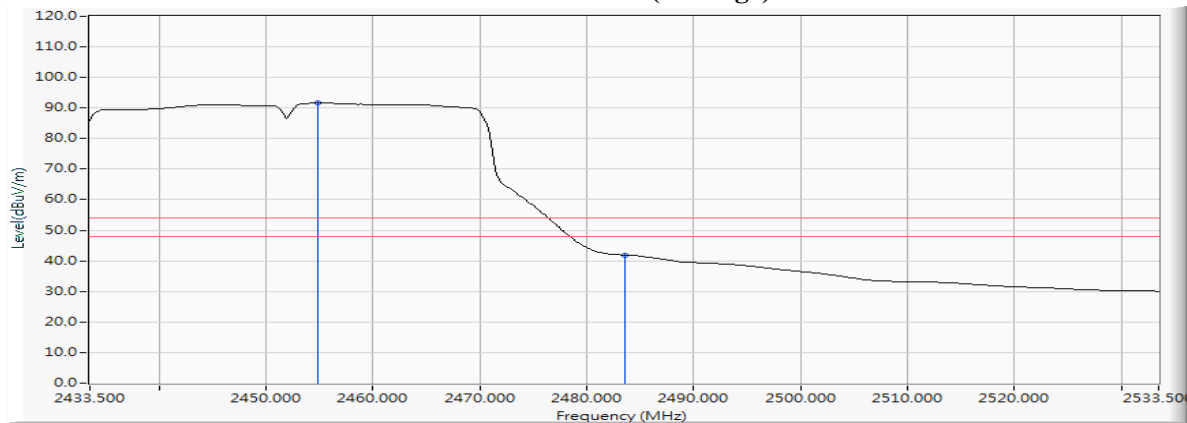
Note:

1. All readings above 1GHz are performed with peak and/or average measurements as necessary.
2. Measurement Level = Reading Level + Correct Factor.
3. The average measurement was not performed when the peak measured data under the limit of average detection.

Product : Intel® Wireless-AC 9560  
 Test Item : Band Edge  
 Test Date : 2018/12/21  
 Test Mode : Mode 2 SISO B: Transmit (802.11n-40BW\_15Mbps) 2452MHz

**RF Radiated Measurement (Vertical):**

Channel No.	Frequency (MHz)	Correct Factor (dB)	Reading Level (dBμV)	Emission Level (dBμV/m)	Peak Limit (dBμV/m)	Average Limit (dBμV/m)	Result
09 (Peak)	2456.978	10.528	92.403	102.931	--	--	--
09 (Peak)	2483.500	10.640	46.850	57.491	74.00	54.00	Pass
09 (Peak)	2483.645	10.642	49.198	59.840	74.00	54.00	Pass
09 (Average)	2454.804	10.518	81.113	91.632	--	--	--
09 (Average)	2483.500	10.640	31.319	41.960	74.00	54.00	Pass

**Figure Channel 09: Vertical (Peak)**

**Figure Channel 09: Vertical (Average)**


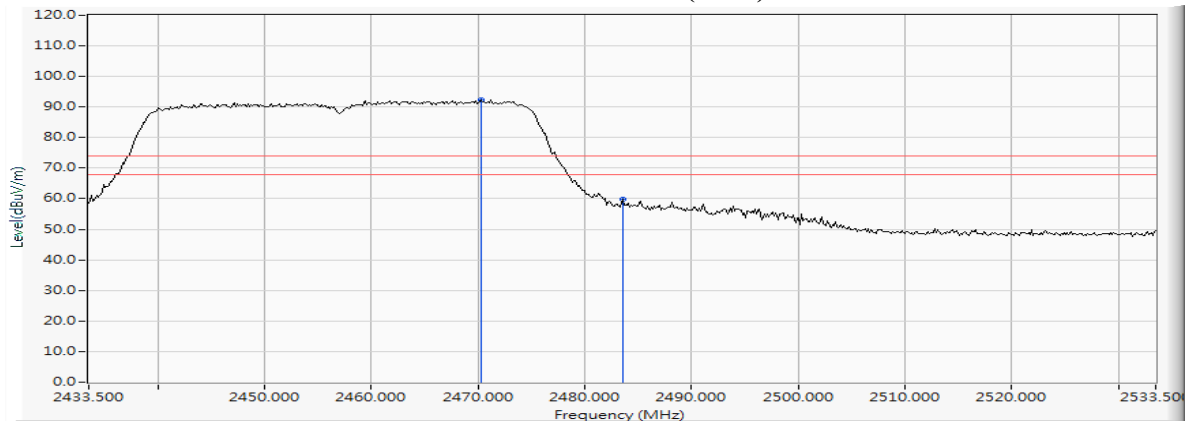
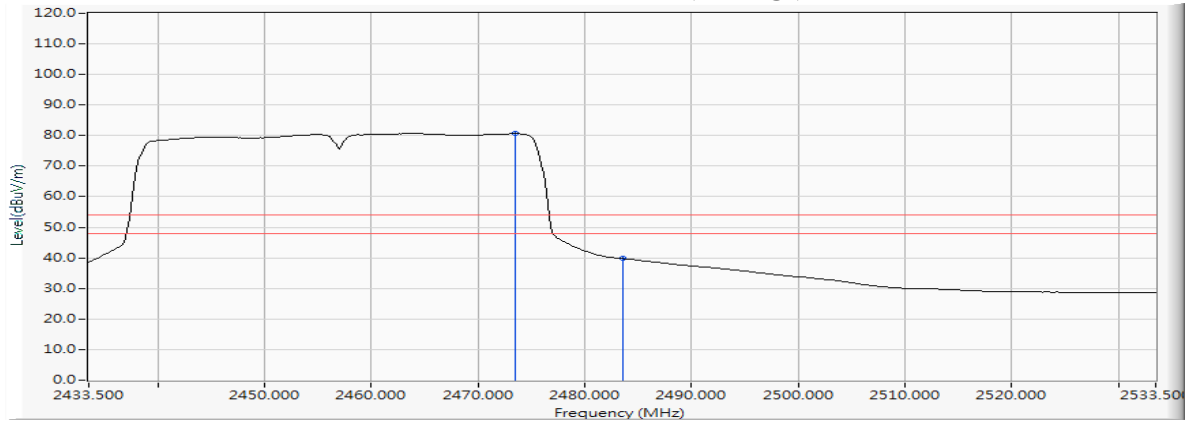
Note:

1. All readings above 1GHz are performed with peak and/or average measurements as necessary.
2. Measurement Level = Reading Level + Correct Factor.
3. The average measurement was not performed when the peak measured data under the limit of average detection.

Product : Intel® Wireless-AC 9560  
 Test Item : Band Edge  
 Test Date : 2018/12/21  
 Test Mode : Mode 2 SISO B: Transmit (802.11n-40BW\_15Mbps) 2457MHz

**RF Radiated Measurement (Horizontal):**

Channel No.	Frequency (MHz)	Correct Factor (dB)	Reading Level (dBμV)	Emission Level (dBμV/m)	Peak Limit (dBμV/m)	Average Limit (dBμV/m)	Result
10 (Peak)	2470.312	10.587	81.669	92.256	--	--	--
10 (Peak)	2483.500	10.640	49.049	59.690	74.00	54.00	Pass
10 (Average)	2473.500	10.601	70.037	80.639	--	--	--
10 (Average)	2483.500	10.640	29.122	39.763	74.00	54.00	Pass

**Figure Channel 10: Horizontal (Peak)****Figure Channel 10: Horizontal (Average)**

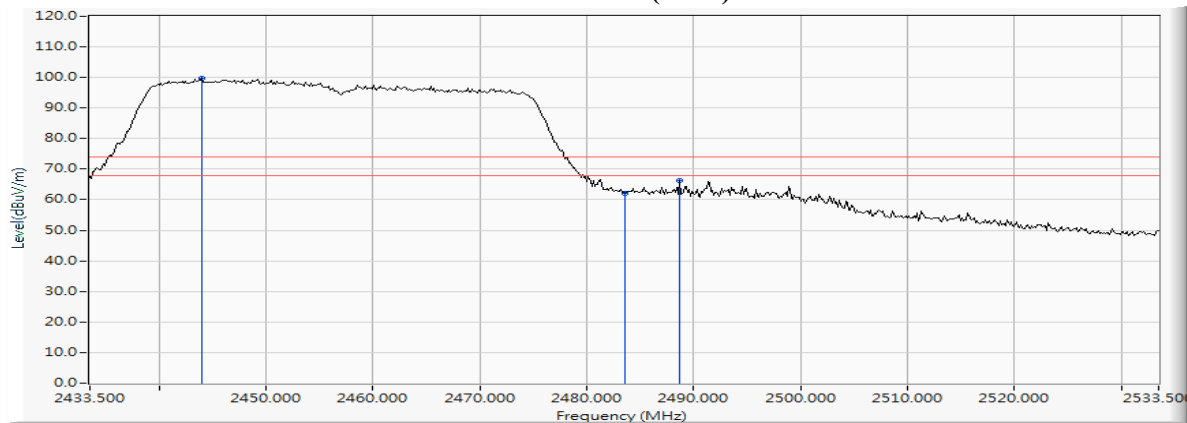
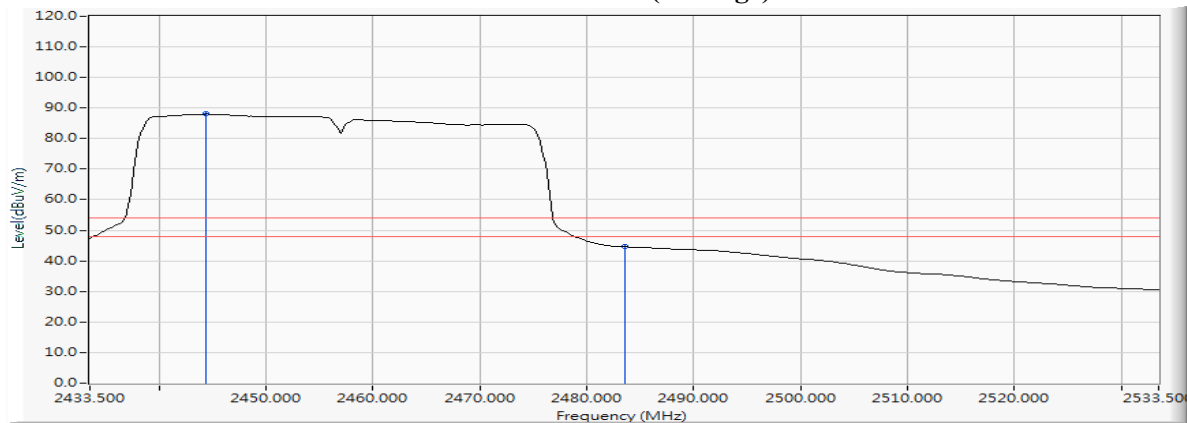
Note:

1. All readings above 1GHz are performed with peak and/or average measurements as necessary.
2. Measurement Level = Reading Level + Correct Factor.
3. The average measurement was not performed when the peak measured data under the limit of average detection.

Product : Intel® Wireless-AC 9560  
 Test Item : Band Edge  
 Test Date : 2018/12/21  
 Test Mode : Mode 2 SISO B: Transmit (802.11n-40BW\_15Mbps) 2457MHz

**RF Radiated Measurement (Vertical):**

Channel No.	Frequency (MHz)	Correct Factor (dB)	Reading Level (dBμV)	Emission Level (dBμV/m)	Peak Limit (dBμV/m)	Average Limit (dBμV/m)	Result
10 (Peak)	2443.935	10.481	89.359	99.840	--	--	--
10 (Peak)	2483.500	10.640	51.427	62.068	74.00	54.00	Pass
10 (Peak)	2488.717	10.661	55.722	66.383	74.00	54.00	Pass
10 (Average)	2444.370	10.482	77.529	88.011	--	--	--
10 (Average)	2483.500	10.640	33.989	44.630	74.00	54.00	Pass

**Figure Channel 10: Vertical (Peak)****Figure Channel 10: Vertical (Average)**

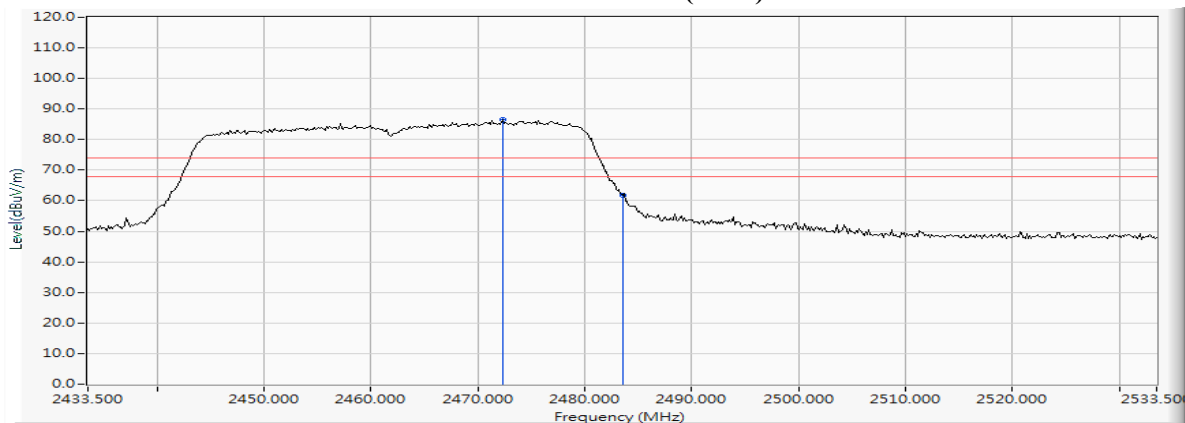
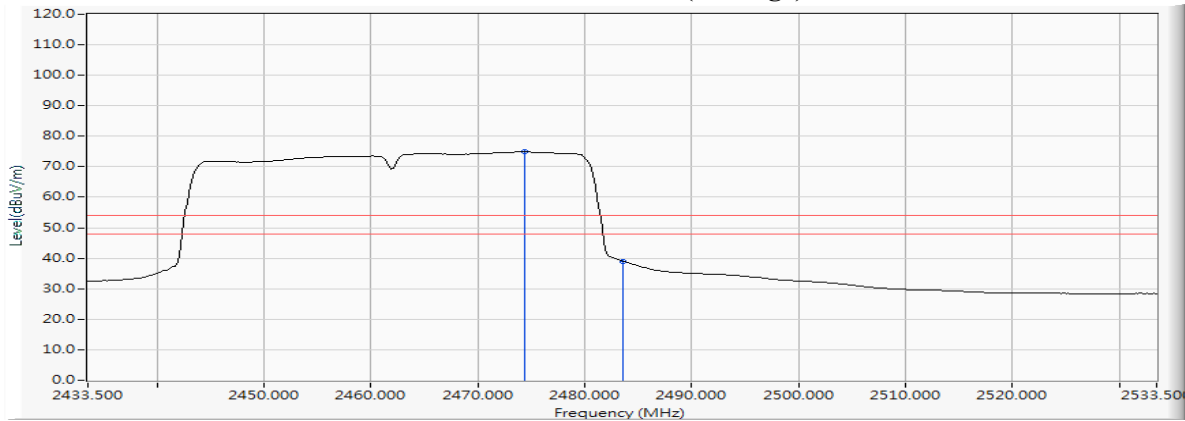
Note:

1. All readings above 1GHz are performed with peak and/or average measurements as necessary.
2. Measurement Level = Reading Level + Correct Factor.
3. The average measurement was not performed when the peak measured data under the limit of average detection.

Product : Intel® Wireless-AC 9560  
 Test Item : Band Edge  
 Test Date : 2018/12/21  
 Test Mode : Mode 2 SISO B: Transmit (802.11n-40BW\_15Mbps) 2462MHz

**RF Radiated Measurement (Horizontal):**

Channel No.	Frequency (MHz)	Correct Factor (dB)	Reading Level (dBμV)	Emission Level (dBμV/m)	Peak Limit (dBμV/m)	Average Limit (dBμV/m)	Result
11 (Peak)	2472.341	10.596	75.798	86.394	--	--	--
11 (Peak)	2483.500	10.640	51.103	61.744	74.00	54.00	Pass
11 (Average)	2474.370	10.605	64.273	74.878	--	--	--
11 (Average)	2483.500	10.640	28.439	39.080	74.00	54.00	Pass

**Figure Channel 11: Horizontal (Peak)**

**Figure Channel 11: Horizontal (Average)**


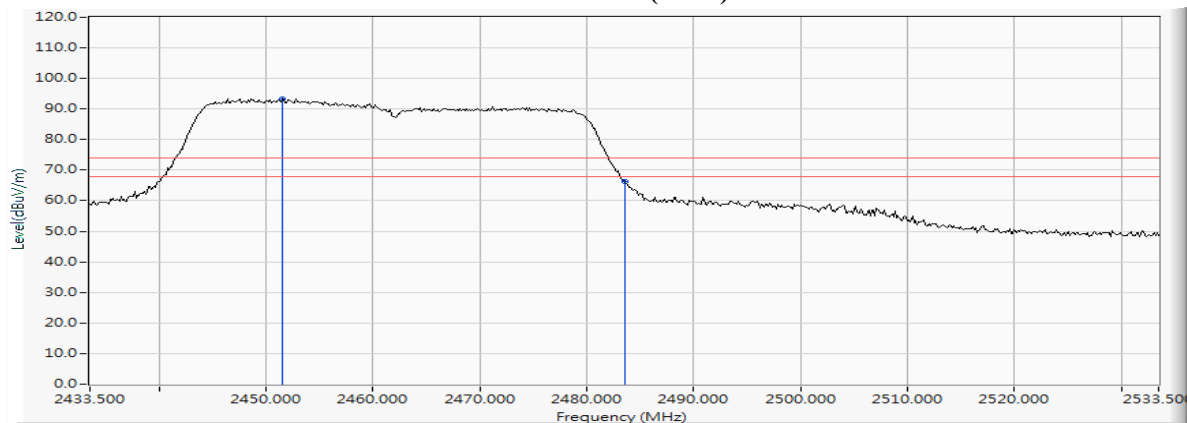
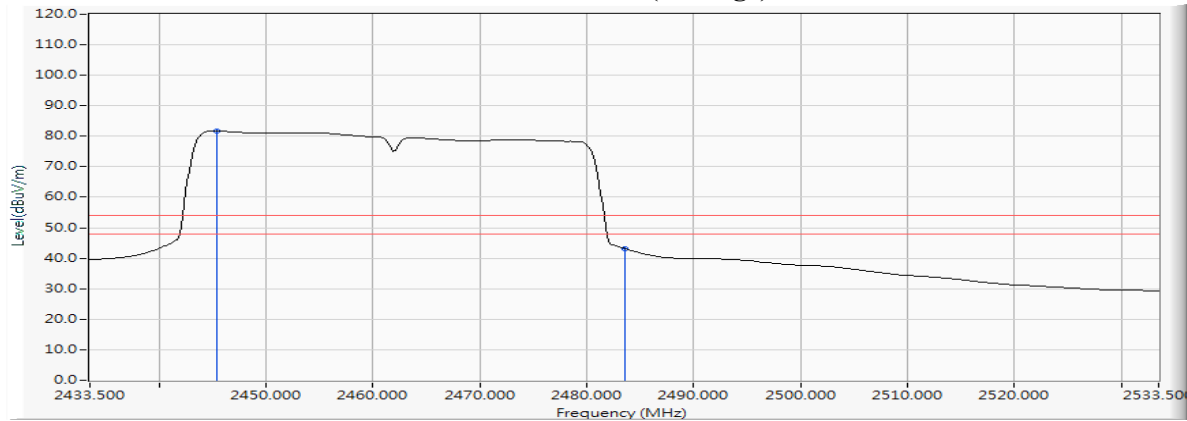
Note:

1. All readings above 1GHz are performed with peak and/or average measurements as necessary.
2. Measurement Level = Reading Level + Correct Factor.
3. The average measurement was not performed when the peak measured data under the limit of average detection.

Product : Intel® Wireless-AC 9560  
 Test Item : Band Edge  
 Test Date : 2018/12/21  
 Test Mode : Mode 2 SISO B: Transmit (802.11n-40BW\_15Mbps) 2462MHz

**RF Radiated Measurement (Vertical):**

Channel No.	Frequency (MHz)	Correct Factor (dB)	Reading Level (dBμV)	Emission Level (dBμV/m)	Peak Limit (dBμV/m)	Average Limit (dBμV/m)	Result
11 (Peak)	2451.471	10.507	82.928	93.435	--	--	--
11 (Peak)	2483.500	10.640	55.621	66.262	74.00	54.00	Pass
11 (Average)	2445.384	10.486	71.257	81.743	--	--	--
11 (Average)	2483.500	10.640	32.473	43.114	74.00	54.00	Pass

**Figure Channel 11: Vertical (Peak)**

**Figure Channel 11: Vertical (Average)**


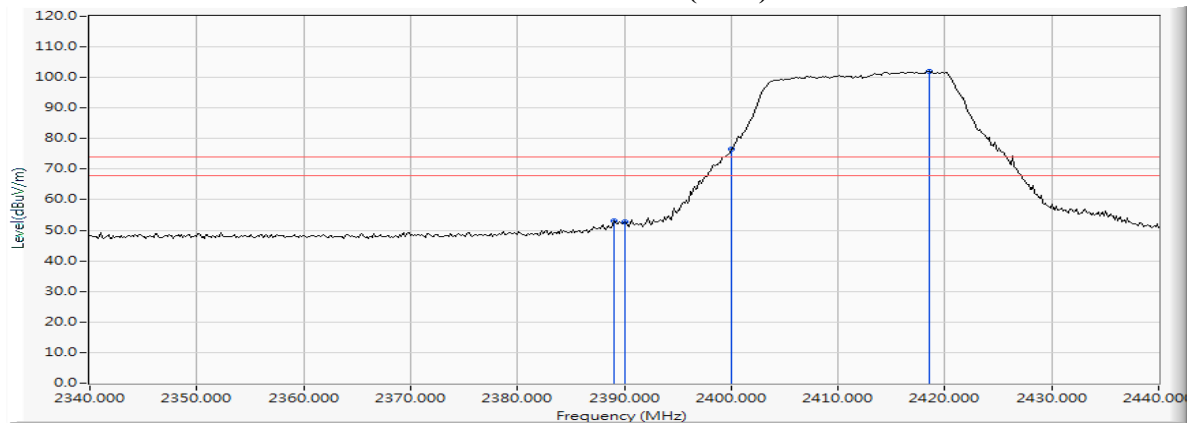
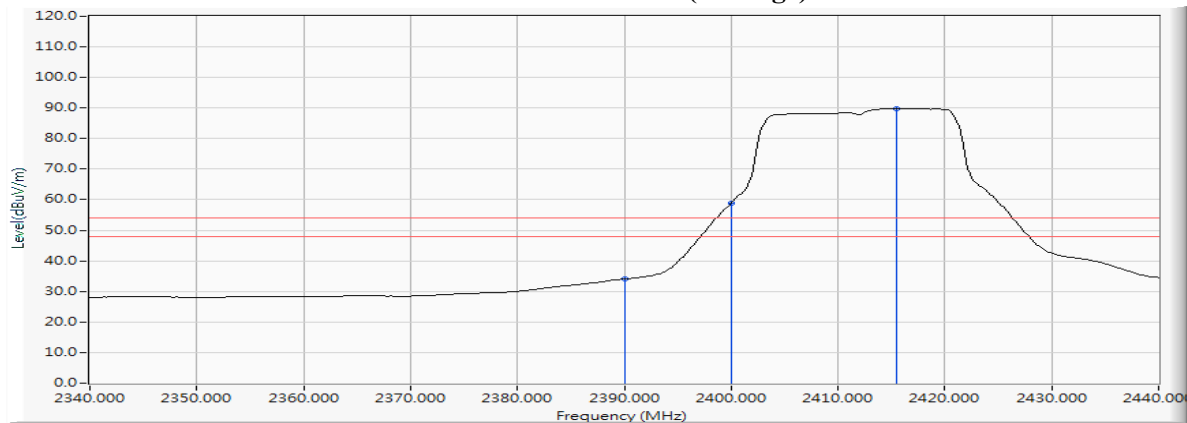
Note:

1. All readings above 1GHz are performed with peak and/or average measurements as necessary.
2. Measurement Level = Reading Level + Correct Factor.
3. The average measurement was not performed when the peak measured data under the limit of average detection.

Product : Intel® Wireless-AC 9560  
 Test Item : Band Edge  
 Test Date : 2018/12/21  
 Test Mode : Mode 3 MIMO: Transmit (802.11n-20BW\_14.4Mbps) 2412MHz

**RF Radiated Measurement (Horizontal):**

Channel No.	Frequency (MHz)	Correct Factor (dB)	Reading Level (dBμV)	Emission Level (dBμV/m)	Peak Limit (dBμV/m)	Average Limit (dBμV/m)	Result
01 (Peak)	2388.986	10.258	42.843	53.101	74.00	54.00	Pass
01 (Peak)	2390.000	10.262	42.630	52.892	74.00	54.00	Pass
01 (Peak)	2400.000	10.304	66.377	76.680	--	--	Pass
01 (Peak)	2418.551	10.378	91.570	101.948	--	--	--
01 (Average)	2390.000	10.262	23.793	34.055	74.00	54.00	Pass
01 (Average)	2400.000	10.304	48.611	58.914	--	--	Pass
01 (Average)	2415.507	10.366	79.511	89.877	--	--	--

**Figure Channel 01: Horizontal (Peak)**

**Figure Channel 01: Horizontal (Average)**


Note:

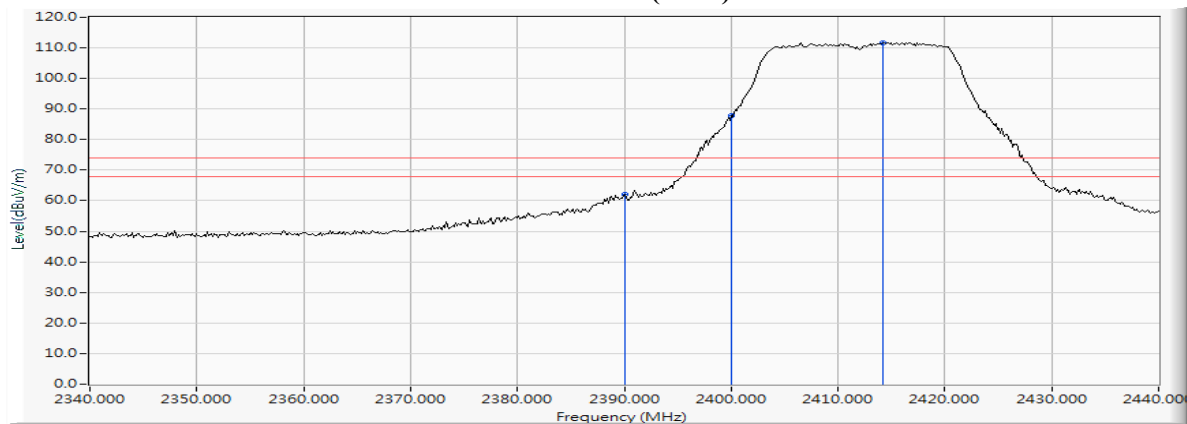
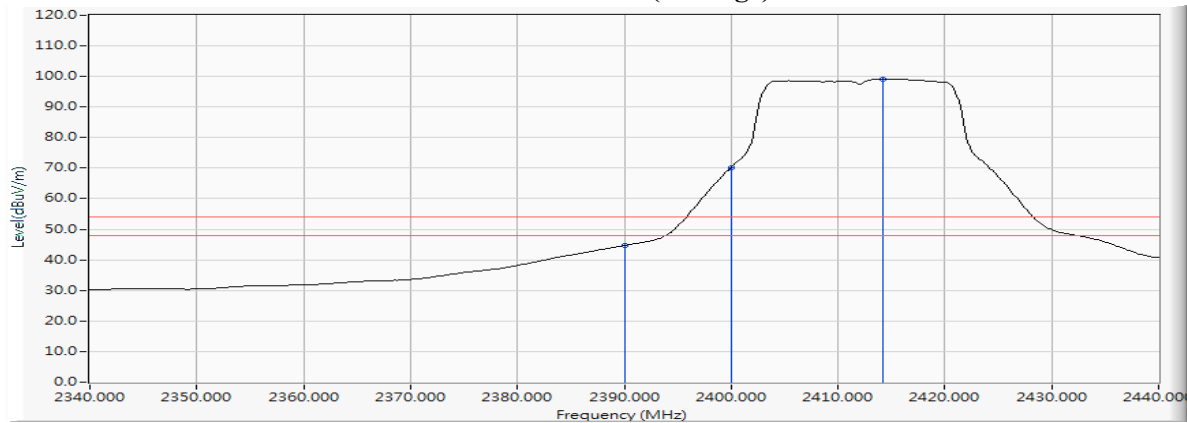
1. All readings above 1GHz are performed with peak and/or average measurements as necessary.
2. Measurement Level = Reading Level + Correct Factor.
3. The average measurement was not performed when the peak measured data under the limit of average detection.



Product : Intel® Wireless-AC 9560  
 Test Item : Band Edge  
 Test Date : 2018/12/21  
 Test Mode : Mode 3 MIMO: Transmit (802.11n-20BW\_14.4Mbps) 2412MHz

**RF Radiated Measurement (Vertical):**

Channel No.	Frequency (MHz)	Correct Factor (dB)	Reading Level (dBμV)	Emission Level (dBμV/m)	Peak Limit (dBμV/m)	Average Limit (dBμV/m)	Result
01 (Peak)	2390.000	10.262	51.831	62.093	74.00	54.00	Pass
01 (Peak)	2400.000	10.304	77.422	87.725	--	--	Pass
01 (Peak)	2414.203	10.360	101.357	111.718	--	--	--
01 (Average)	2390.000	10.262	34.479	44.741	74.00	54.00	Pass
01 (Average)	2400.000	10.304	59.913	70.216	--	--	Pass
01 (Average)	2414.203	10.360	88.803	99.164	--	--	--

**Figure Channel 01: Vertical (Peak)****Figure Channel 01: Vertical (Average)**

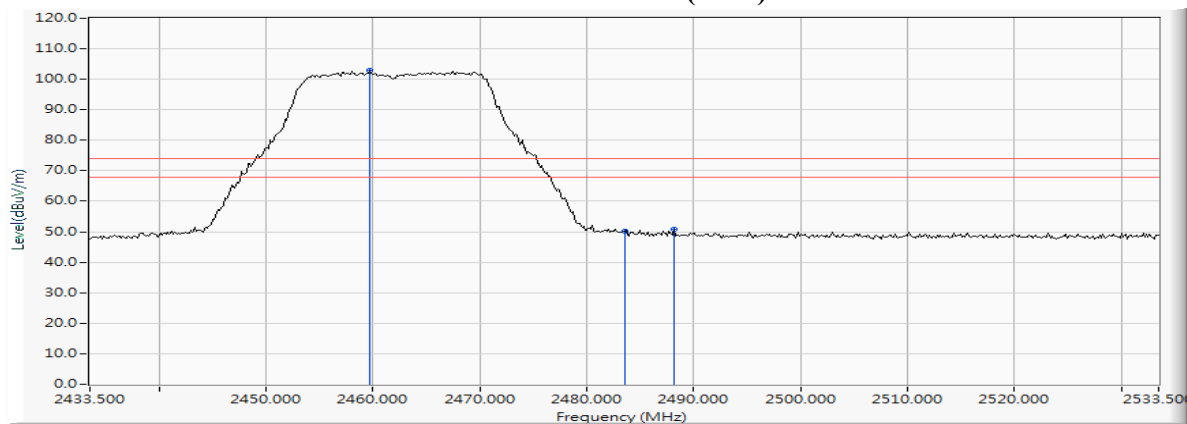
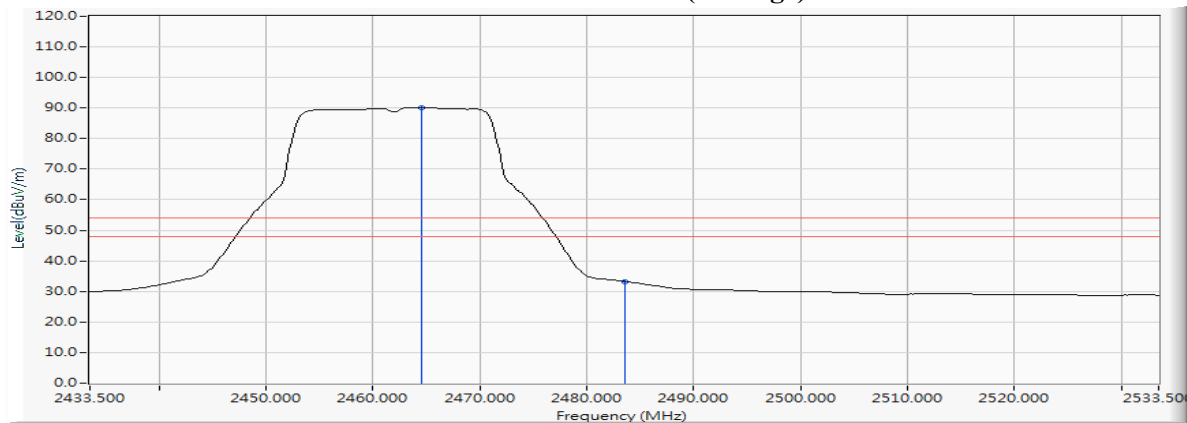
Note:

1. All readings above 1GHz are performed with peak and/or average measurements as necessary.
2. Measurement Level = Reading Level + Correct Factor.
3. The average measurement was not performed when the peak measured data under the limit of average detection.

Product : Intel® Wireless-AC 9560  
 Test Item : Band Edge  
 Test Date : 2018/12/21  
 Test Mode : Mode 3 MIMO: Transmit (802.11n-20BW\_14.4Mbps) 2462MHz

**RF Radiated Measurement (Horizontal):**

Channel No.	Frequency (MHz)	Correct Factor (dB)	Reading Level (dBμV)	Emission Level (dBμV/m)	Peak Limit (dBμV/m)	Average Limit (dBμV/m)	Result
11 (Peak)	2459.732	10.540	92.386	102.926	--	--	--
11 (Peak)	2483.500	10.640	39.488	50.129	74.00	54.00	Pass
11 (Peak)	2488.138	10.659	40.200	50.859	74.00	54.00	Pass
11 (Average)	2464.514	10.561	79.561	90.122	--	--	--
11 (Average)	2483.500	10.640	22.613	33.254	74.00	54.00	Pass

**Figure Channel 11: Horizontal (Peak)****Figure Channel 11: Horizontal (Average)**

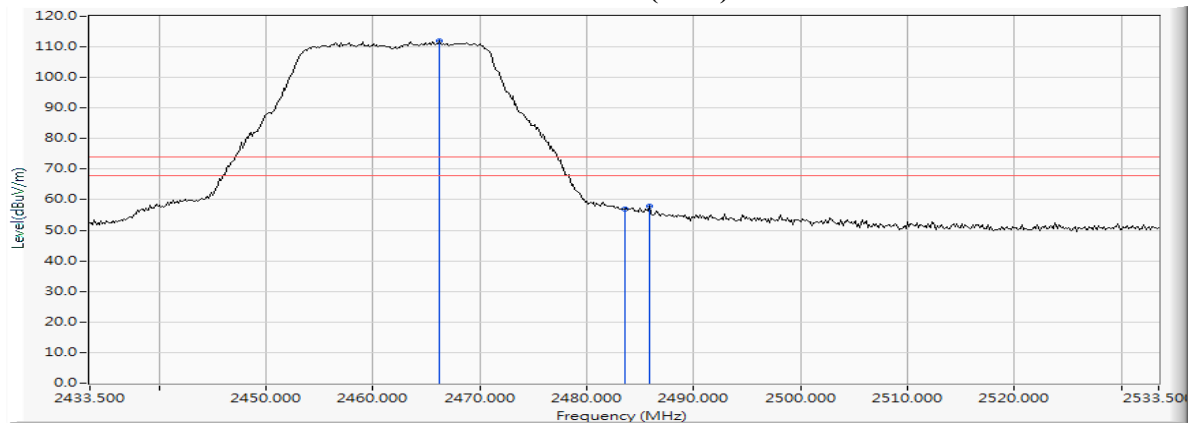
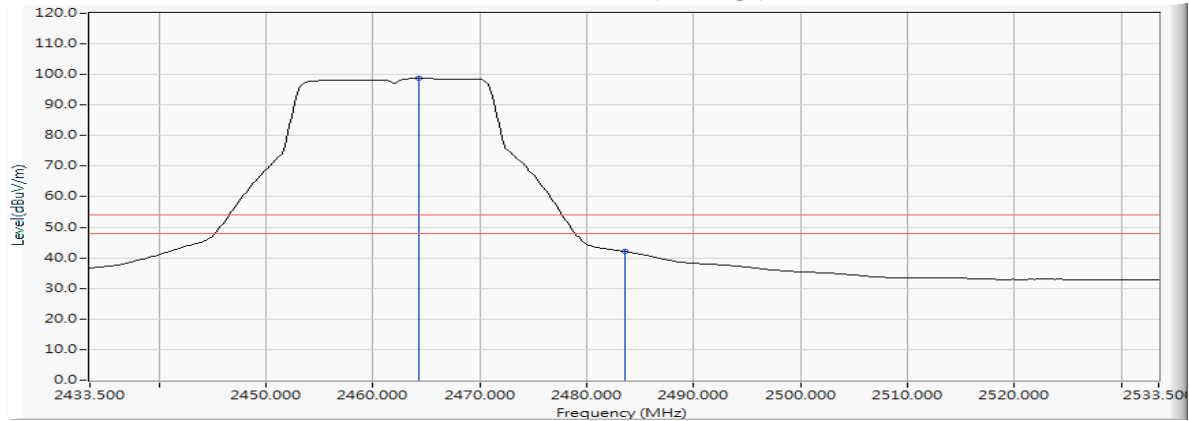
Note:

1. All readings above 1GHz are performed with peak and/or average measurements as necessary.
2. Measurement Level = Reading Level + Correct Factor.
3. The average measurement was not performed when the peak measured data under the limit of average detection.

Product : Intel® Wireless-AC 9560  
 Test Item : Band Edge  
 Test Date : 2018/12/22  
 Test Mode : Mode 3 MIMO: Transmit (802.11n-20BW\_14.4Mbps) 2462MHz

**RF Radiated Measurement (Vertical):**

Channel No.	Frequency (MHz)	Correct Factor (dB)	Reading Level (dBμV)	Emission Level (dBμV/m)	Peak Limit (dBμV/m)	Average Limit (dBμV/m)	Result
11 (Peak)	2466.254	10.568	101.526	112.095	--	--	--
11 (Peak)	2483.500	10.640	46.215	56.856	74.00	54.00	Pass
11 (Peak)	2485.819	10.651	47.142	57.792	74.00	54.00	Pass
11 (Average)	2464.225	10.559	88.161	98.720	--	--	--
11 (Average)	2483.500	10.640	31.500	42.141	74.00	54.00	Pass

**Figure Channel 11: Vertical (Peak)****Figure Channel 11: Vertical (Average)**

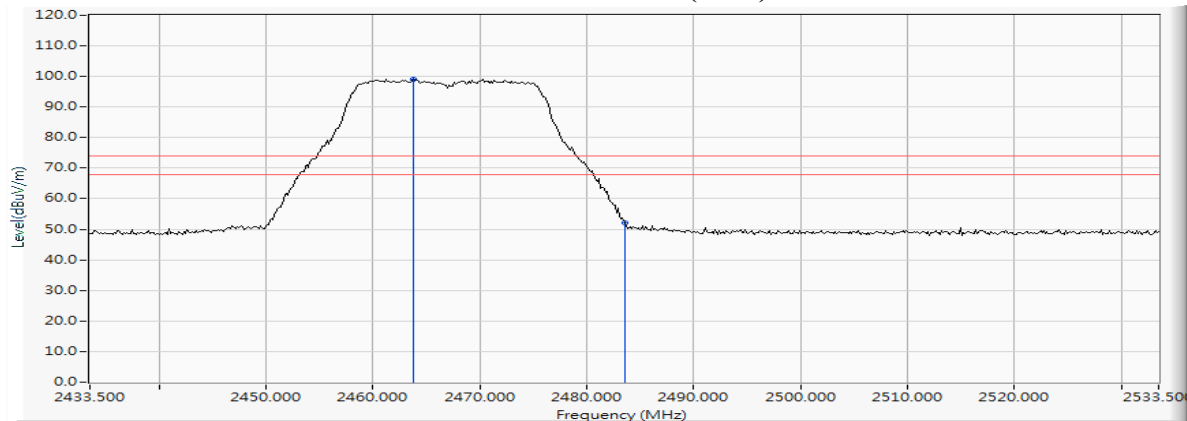
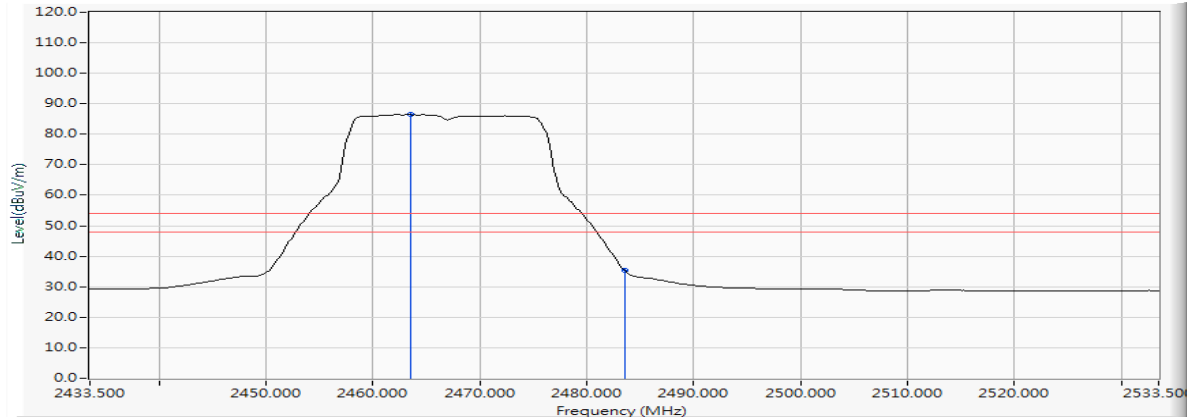
Note:

1. All readings above 1GHz are performed with peak and/or average measurements as necessary.
2. Measurement Level = Reading Level + Correct Factor.
3. The average measurement was not performed when the peak measured data under the limit of average detection.

Product : Intel® Wireless-AC 9560  
 Test Item : Band Edge  
 Test Date : 2018/12/22  
 Test Mode : Mode 3 MIMO: Transmit (802.11n-20BW\_14.4Mbps) 2467MHz

**RF Radiated Measurement (Horizontal):**

Channel No.	Frequency (MHz)	Correct Factor (dB)	Reading Level (dBμV)	Emission Level (dBμV/m)	Peak Limit (dBμV/m)	Average Limit (dBμV/m)	Result
12 (Peak)	2463.790	10.558	88.649	99.206	--	--	--
12 (Peak)	2483.500	10.640	41.541	52.182	74.00	54.00	Pass
12 (Average)	2463.500	10.557	75.903	86.459	--	--	--
12 (Average)	2483.500	10.640	24.833	35.474	74.00	54.00	Pass

**Figure Channel 12: Horizontal (Peak)****Figure Channel 12: Horizontal (Average)**

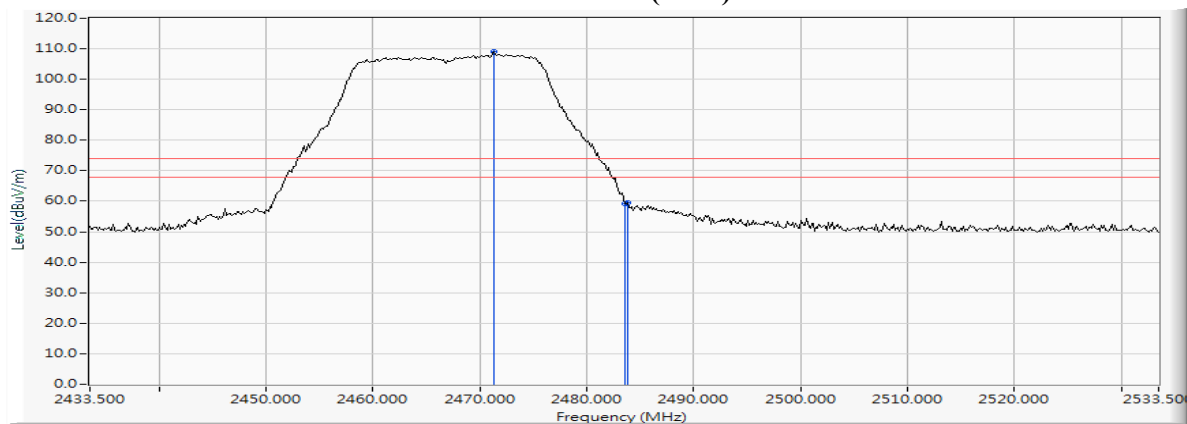
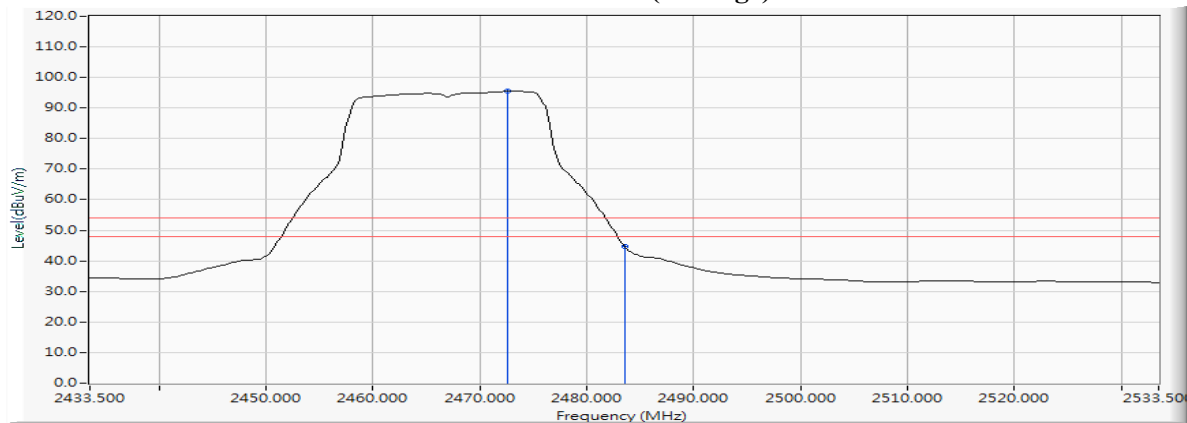
Note:

1. All readings above 1GHz are performed with peak and/or average measurements as necessary.
2. Measurement Level = Reading Level + Correct Factor.
3. The average measurement was not performed when the peak measured data under the limit of average detection.

Product : Intel® Wireless-AC 9560  
 Test Item : Band Edge  
 Test Date : 2018/12/22  
 Test Mode : Mode 3 MIMO: Transmit (802.11n-20BW\_14.4Mbps) 2467MHz

**RF Radiated Measurement (Vertical):**

Channel No.	Frequency (MHz)	Correct Factor (dB)	Reading Level (dBμV)	Emission Level (dBμV/m)	Peak Limit (dBμV/m)	Average Limit (dBμV/m)	Result
12 (Peak)	2471.326	10.592	98.417	109.009	--	--	--
12 (Peak)	2483.500	10.640	48.415	59.056	74.00	54.00	Pass
12 (Peak)	2483.790	10.643	48.968	59.610	74.00	54.00	Pass
12 (Average)	2472.630	10.597	84.893	95.491	--	--	--
12 (Average)	2483.500	10.640	34.233	44.874	74.00	54.00	Pass

**Figure Channel 12: Vertical (Peak)****Figure Channel 12: Vertical (Average)**

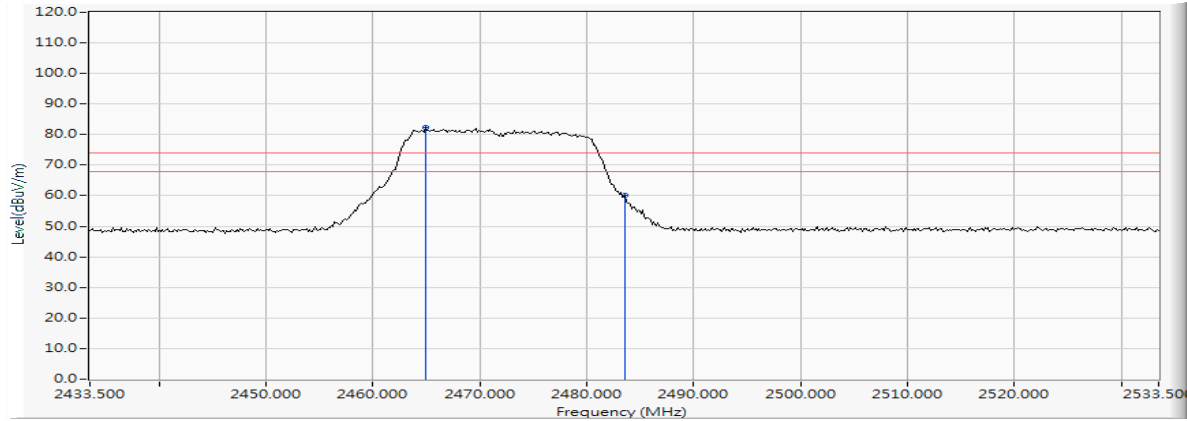
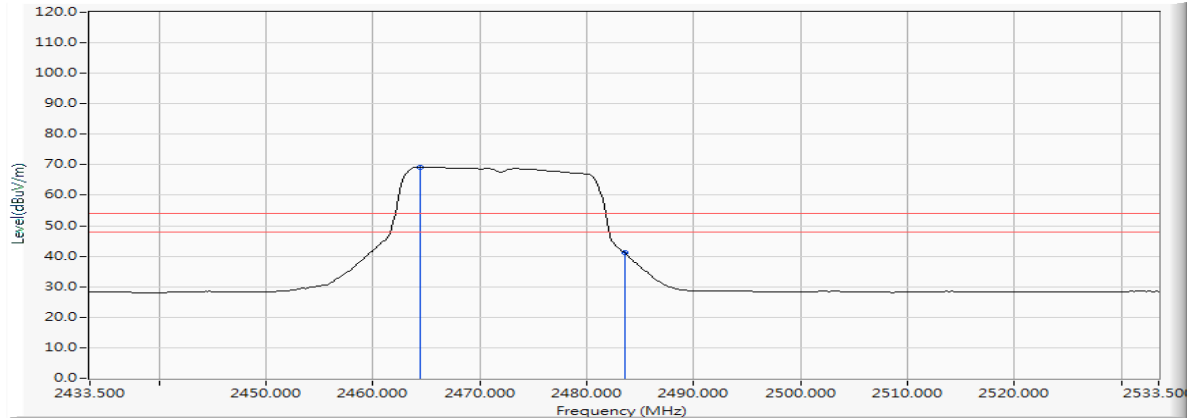
Note:

1. All readings above 1GHz are performed with peak and/or average measurements as necessary.
2. Measurement Level = Reading Level + Correct Factor.
3. The average measurement was not performed when the peak measured data under the limit of average detection.

Product : Intel® Wireless-AC 9560  
 Test Item : Band Edge  
 Test Date : 2018/12/22  
 Test Mode : Mode 3 MIMO: Transmit (802.11n-20BW\_14.4Mbps) 2472MHz

**RF Radiated Measurement (Horizontal):**

Channel No.	Frequency (MHz)	Correct Factor (dB)	Reading Level (dBμV)	Emission Level (dBμV/m)	Peak Limit (dBμV/m)	Average Limit (dBμV/m)	Result
13 (Peak)	2464.949	10.563	71.668	82.231	--	--	--
13 (Peak)	2483.500	10.640	49.522	60.163	74.00	54.00	Pass
13 (Average)	2464.370	10.560	58.749	69.309	--	--	--
13 (Average)	2483.500	10.640	30.523	41.164	74.00	54.00	Pass

**Figure Channel 13: Horizontal (Peak)****Figure Channel 13: Horizontal (Average)**

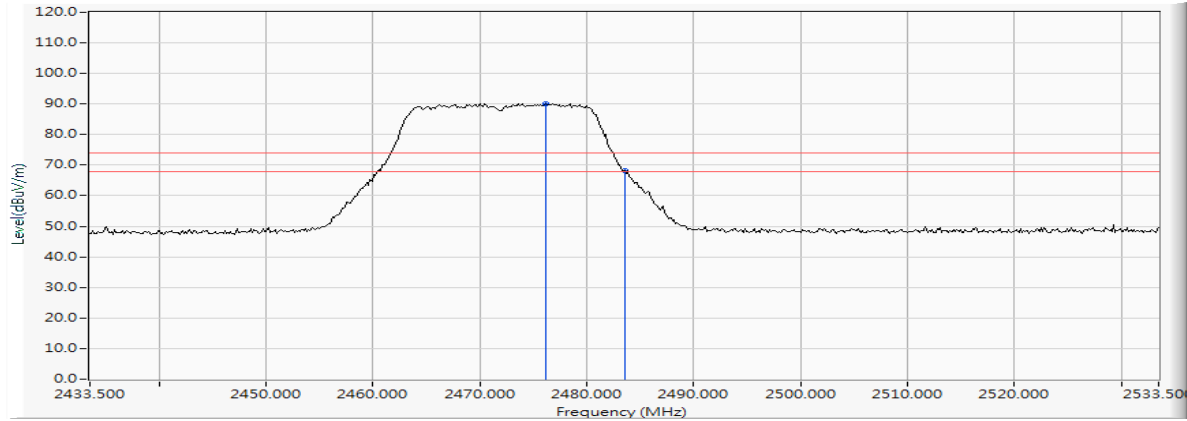
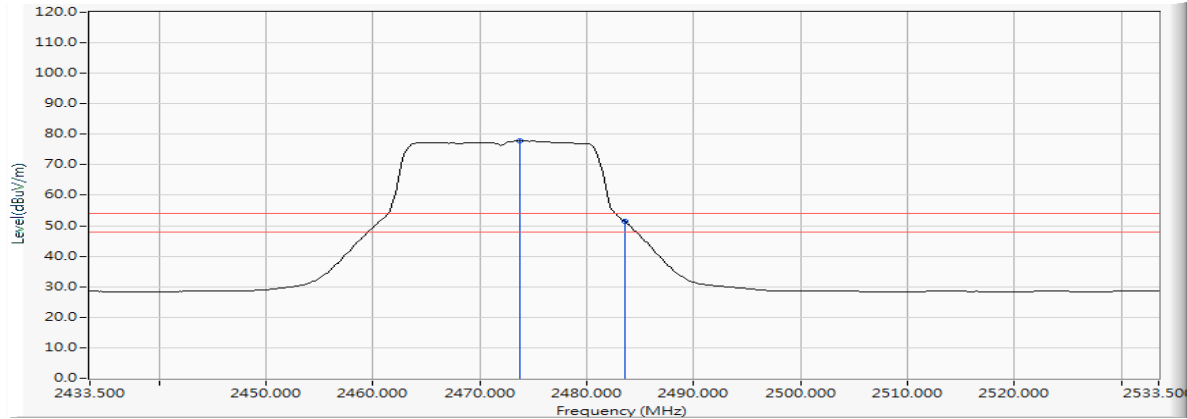
Note:

1. All readings above 1GHz are performed with peak and/or average measurements as necessary.
2. Measurement Level = Reading Level + Correct Factor.
3. The average measurement was not performed when the peak measured data under the limit of average detection.

Product : Intel® Wireless-AC 9560  
 Test Item : Band Edge  
 Test Date : 2018/12/22  
 Test Mode : Mode 3 MIMO: Transmit (802.11n-20BW\_14.4Mbps) 2472MHz

**RF Radiated Measurement (Vertical):**

Channel No.	Frequency (MHz)	Correct Factor (dB)	Reading Level (dBμV)	Emission Level (dBμV/m)	Peak Limit (dBμV/m)	Average Limit (dBμV/m)	Result
13 (Peak)	2476.109	10.613	79.605	90.217	--	--	--
13 (Peak)	2483.500	10.640	57.549	68.190	74.00	54.00	Pass
13 (Average)	2473.790	10.602	67.195	77.798	--	--	--
13 (Average)	2483.500	10.640	40.958	51.599	74.00	54.00	Pass

**Figure Channel 13: Vertical (Peak)****Figure Channel 13: Vertical (Average)**

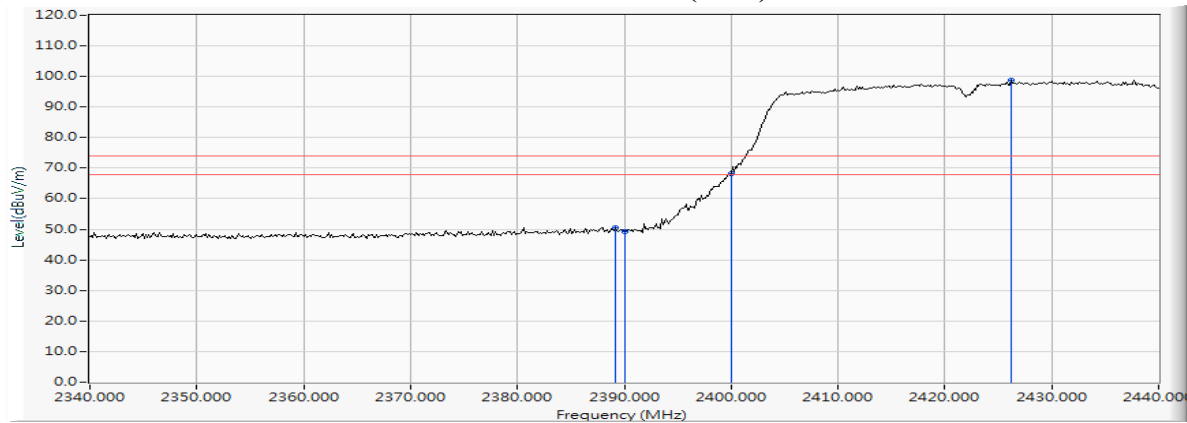
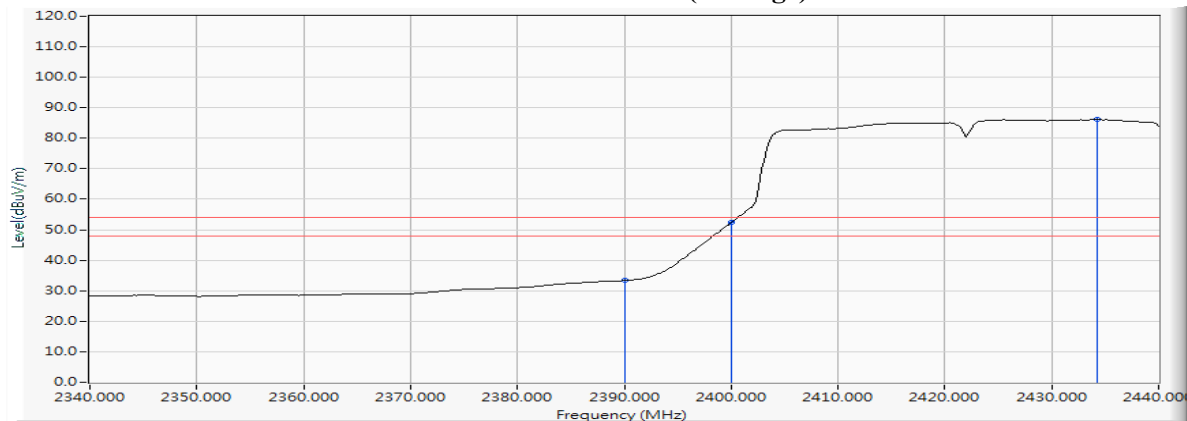
Note:

1. All readings above 1GHz are performed with peak and/or average measurements as necessary.
2. Measurement Level = Reading Level + Correct Factor.
3. The average measurement was not performed when the peak measured data under the limit of average detection.

Product : Intel® Wireless-AC 9560  
 Test Item : Band Edge  
 Test Date : 2018/12/22  
 Test Mode : Mode 3 MIMO: Transmit (802.11n-40BW\_30Mbps) 2422MHz

**RF Radiated Measurement (Horizontal):**

Channel No.	Frequency (MHz)	Correct Factor (dB)	Reading Level (dBμV)	Emission Level (dBμV/m)	Peak Limit (dBμV/m)	Average Limit (dBμV/m)	Result
03 (Peak)	2389.130	10.259	40.386	50.645	74.00	54.00	Pass
03 (Peak)	2390.000	10.262	39.108	49.370	74.00	54.00	Pass
03 (Peak)	2400.000	10.304	58.037	68.340	--	--	Pass
03 (Peak)	2426.232	10.411	88.322	98.733	--	--	--
03 (Average)	2390.000	10.262	23.072	33.334	74.00	54.00	Pass
03 (Average)	2400.000	10.304	42.057	52.360	--	--	Pass
03 (Average)	2434.203	10.445	75.703	86.148	--	--	--

**Figure Channel 03: Horizontal (Peak)**

**Figure Channel 03: Horizontal (Average)**


Note:

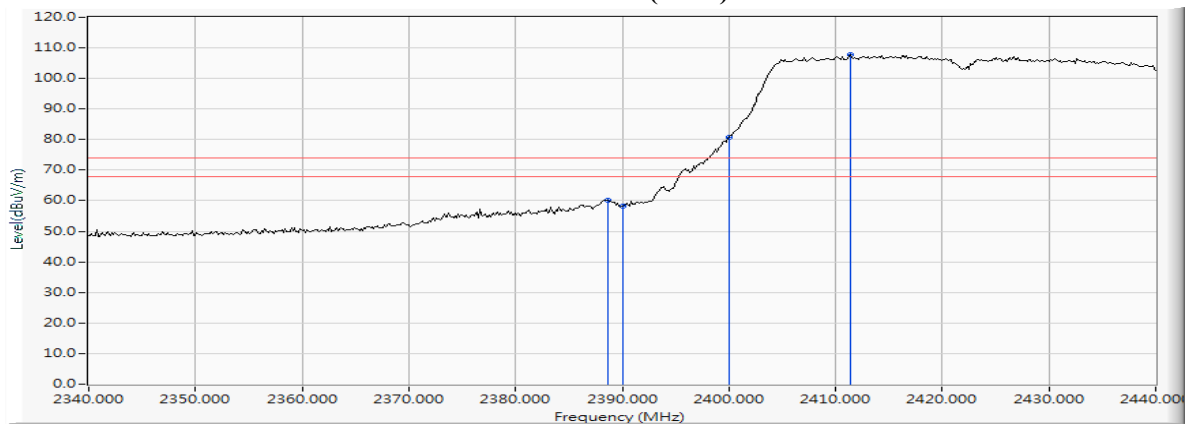
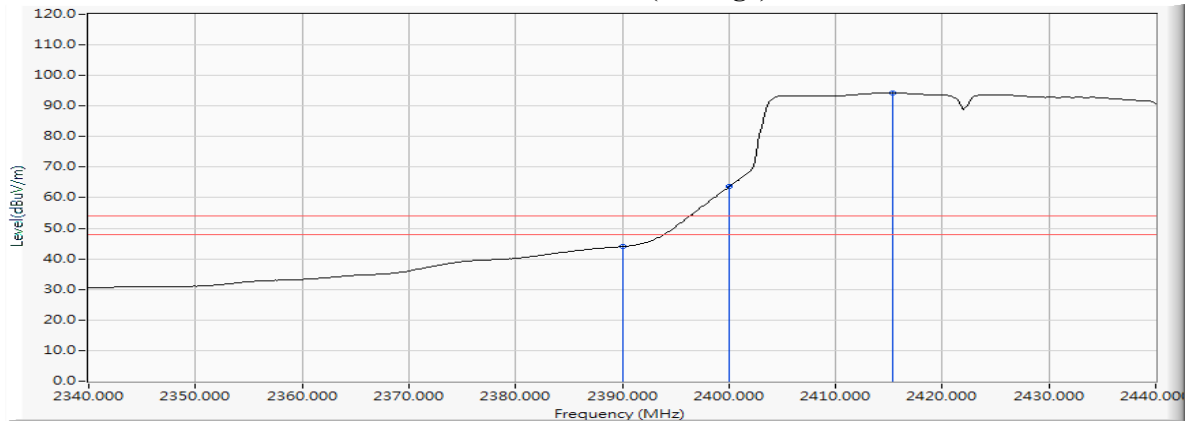
1. All readings above 1GHz are performed with peak and/or average measurements as necessary.
2. Measurement Level = Reading Level + Correct Factor.
3. The average measurement was not performed when the peak measured data under the limit of average detection.



Product : Intel® Wireless-AC 9560  
 Test Item : Band Edge  
 Test Date : 2018/12/22  
 Test Mode : Mode 3 MIMO: Transmit (802.11n-40BW\_30Mbps) 2422MHz

**RF Radiated Measurement (Vertical):**

Channel No.	Frequency (MHz)	Correct Factor (dB)	Reading Level (dBμV)	Emission Level (dBμV/m)	Peak Limit (dBμV/m)	Average Limit (dBμV/m)	Result
03 (Peak)	2388.696	10.257	50.010	60.267	74.00	54.00	Pass
03 (Peak)	2390.000	10.262	48.112	58.374	74.00	54.00	Pass
03 (Peak)	2400.000	10.304	70.310	80.613	--	--	Pass
03 (Peak)	2411.449	10.350	97.347	107.697	--	--	--
03 (Average)	2390.000	10.262	33.773	44.035	74.00	54.00	Pass
03 (Average)	2400.000	10.304	53.250	63.553	--	--	Pass
03 (Average)	2415.362	10.365	83.947	94.312	--	--	--

**Figure Channel 03: Vertical (Peak)****Figure Channel 03: Vertical (Average)**

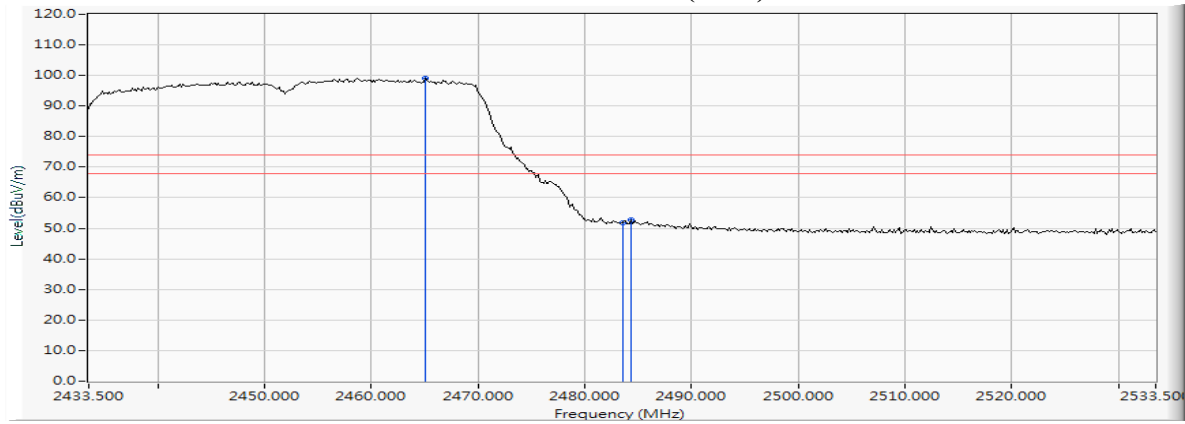
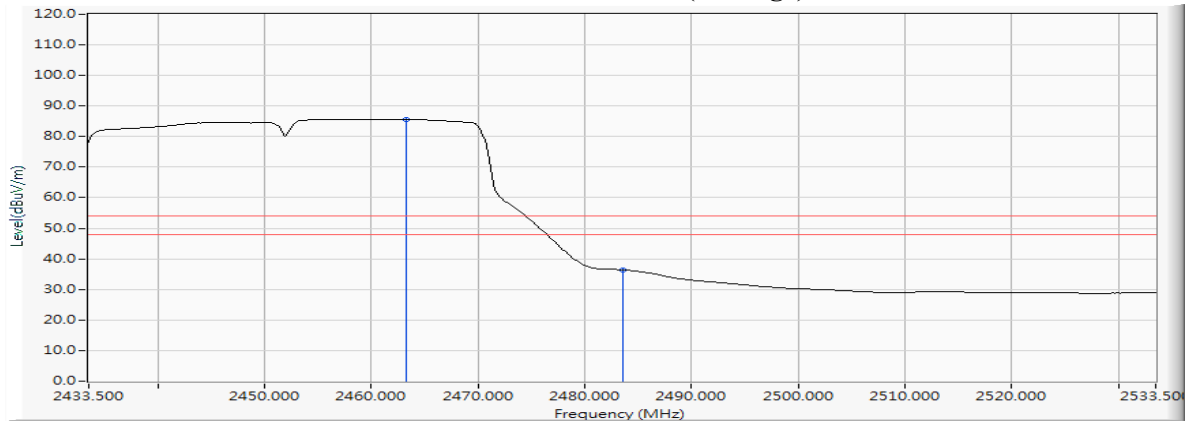
Note:

1. All readings above 1GHz are performed with peak and/or average measurements as necessary.
2. Measurement Level = Reading Level + Correct Factor.
3. The average measurement was not performed when the peak measured data under the limit of average detection.

Product : Intel® Wireless-AC 9560  
 Test Item : Band Edge  
 Test Date : 2018/12/22  
 Test Mode : Mode 3 MIMO: Transmit (802.11n-40BW\_30Mbps) 2452MHz

**RF Radiated Measurement (Horizontal):**

Channel No.	Frequency (MHz)	Correct Factor (dB)	Reading Level (dB $\mu$ V)	Emission Level (dB $\mu$ V/m)	Peak Limit (dB $\mu$ V/m)	Average Limit (dB $\mu$ V/m)	Result
09 (Peak)	2465.094	10.563	88.603	99.166	--	--	--
09 (Peak)	2483.500	10.640	41.258	51.899	74.00	54.00	Pass
09 (Peak)	2484.370	10.645	42.042	52.687	74.00	54.00	Pass
09 (Average)	2463.210	10.555	75.160	85.715	--	--	--
09 (Average)	2483.500	10.640	25.797	36.438	74.00	54.00	Pass

**Figure Channel 09: Horizontal (Peak)**

**Figure Channel 09: Horizontal (Average)**


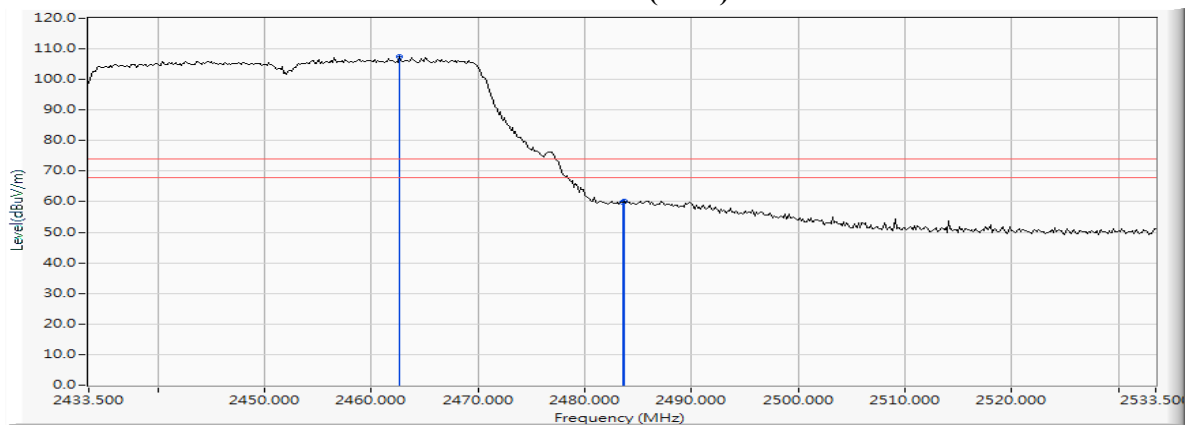
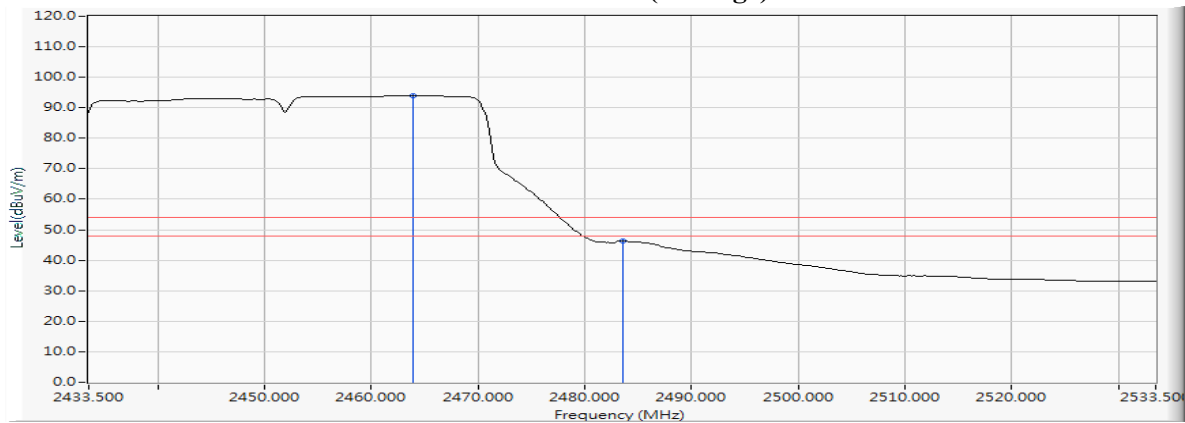
Note:

1. All readings above 1GHz are performed with peak and/or average measurements as necessary.
2. Measurement Level = Reading Level + Correct Factor.
3. The average measurement was not performed when the peak measured data under the limit of average detection.

Product : Intel® Wireless-AC 9560  
 Test Item : Band Edge  
 Test Date : 2018/12/22  
 Test Mode : Mode 3 MIMO: Transmit (802.11n-40BW\_30Mbps) 2452MHz

**RF Radiated Measurement (Vertical):**

Channel No.	Frequency (MHz)	Correct Factor (dB)	Reading Level (dBμV)	Emission Level (dBμV/m)	Peak Limit (dBμV/m)	Average Limit (dBμV/m)	Result
09 (Peak)	2462.630	10.553	96.811	107.363	--	--	--
09 (Peak)	2483.500	10.640	49.050	59.691	74.00	54.00	Pass
09 (Peak)	2483.645	10.642	49.668	60.310	74.00	54.00	Pass
09 (Average)	2463.935	10.558	83.515	94.073	--	--	--
09 (Average)	2483.500	10.640	35.571	46.212	74.00	54.00	Pass

**Figure Channel 09: Vertical (Peak)****Figure Channel 09: Vertical (Average)**

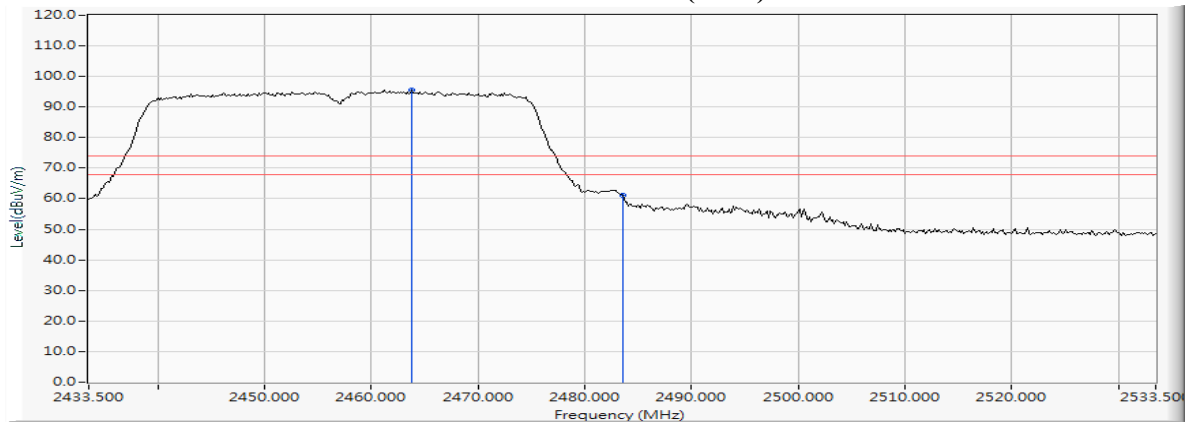
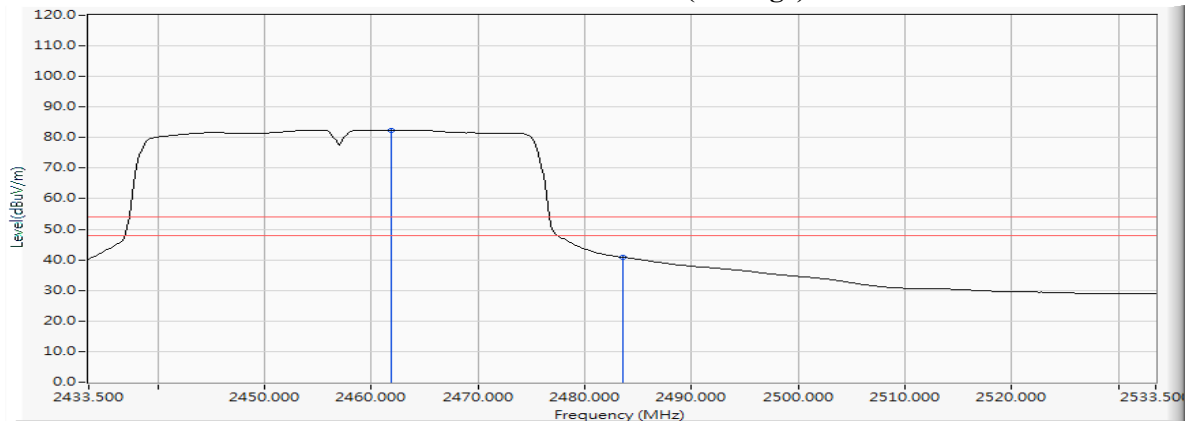
Note:

1. All readings above 1GHz are performed with peak and/or average measurements as necessary.
2. Measurement Level = Reading Level + Correct Factor.
3. The average measurement was not performed when the peak measured data under the limit of average detection.

Product : Intel® Wireless-AC 9560  
 Test Item : Band Edge  
 Test Date : 2018/12/22  
 Test Mode : Mode 3 MIMO: Transmit (802.11n-40BW\_30Mbps) 2457MHz

**RF Radiated Measurement (Horizontal):**

Channel No.	Frequency (MHz)	Correct Factor (dB)	Reading Level (dBμV)	Emission Level (dBμV/m)	Peak Limit (dBμV/m)	Average Limit (dBμV/m)	Result
10 (Peak)	2463.790	10.558	85.075	95.632	--	--	--
10 (Peak)	2483.500	10.640	50.453	61.094	74.00	54.00	Pass
10 (Average)	2461.906	10.550	71.959	82.508	--	--	--
10 (Average)	2483.500	10.640	30.248	40.889	74.00	54.00	Pass

**Figure Channel 10: Horizontal (Peak)****Figure Channel 10: Horizontal (Average)**

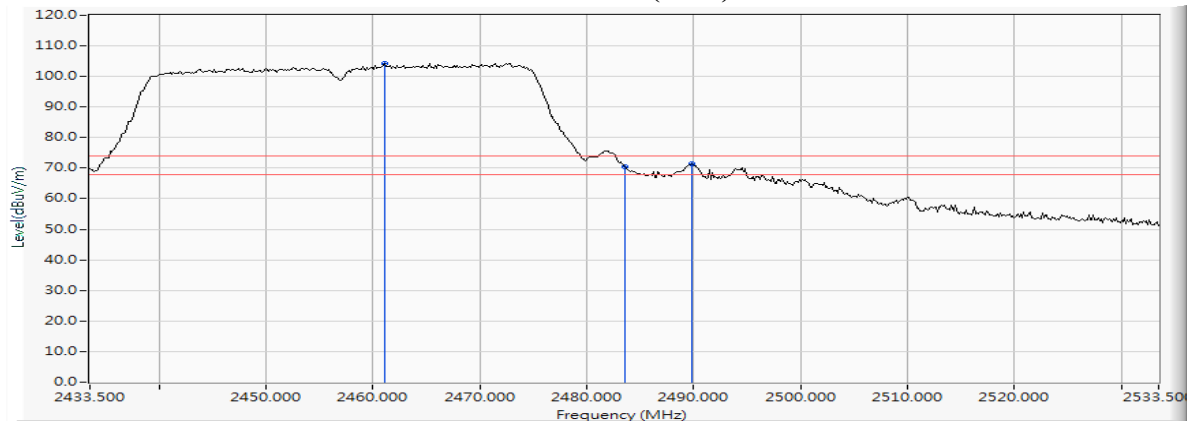
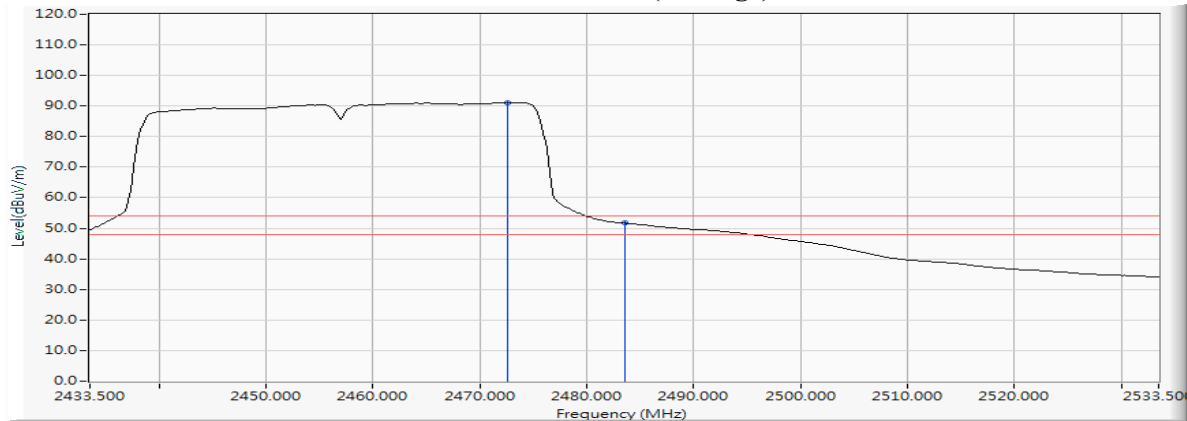
Note:

1. All readings above 1GHz are performed with peak and/or average measurements as necessary.
2. Measurement Level = Reading Level + Correct Factor.
3. The average measurement was not performed when the peak measured data under the limit of average detection.

Product : Intel® Wireless-AC 9560  
 Test Item : Band Edge  
 Test Date : 2018/12/22  
 Test Mode : Mode 3 MIMO: Transmit (802.11n-40BW\_30Mbps) 2457MHz

**RF Radiated Measurement (Vertical):**

Channel No.	Frequency (MHz)	Correct Factor (dB)	Reading Level (dBμV)	Emission Level (dBμV/m)	Peak Limit (dBμV/m)	Average Limit (dBμV/m)	Result
10 (Peak)	2461.036	10.545	93.757	104.302	--	--	--
10 (Peak)	2483.500	10.640	59.854	70.495	74.00	54.00	Pass
10 (Peak)	2489.877	10.667	60.595	71.261	74.00	54.00	Pass
10 (Average)	2472.630	10.597	80.591	91.189	--	--	--
10 (Average)	2483.500	10.640	41.012	51.653	74.00	54.00	Pass

**Figure Channel 10: Vertical (Peak)****Figure Channel 10: Vertical (Average)**

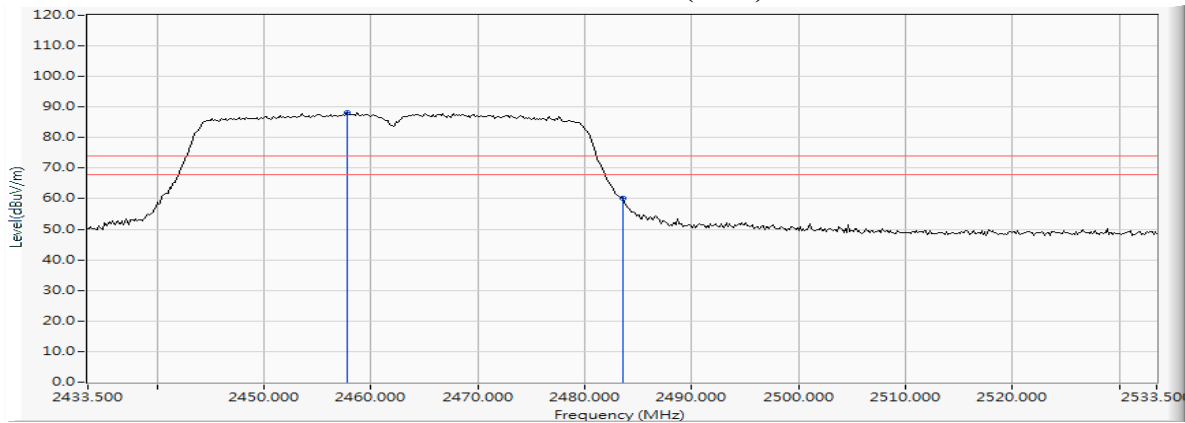
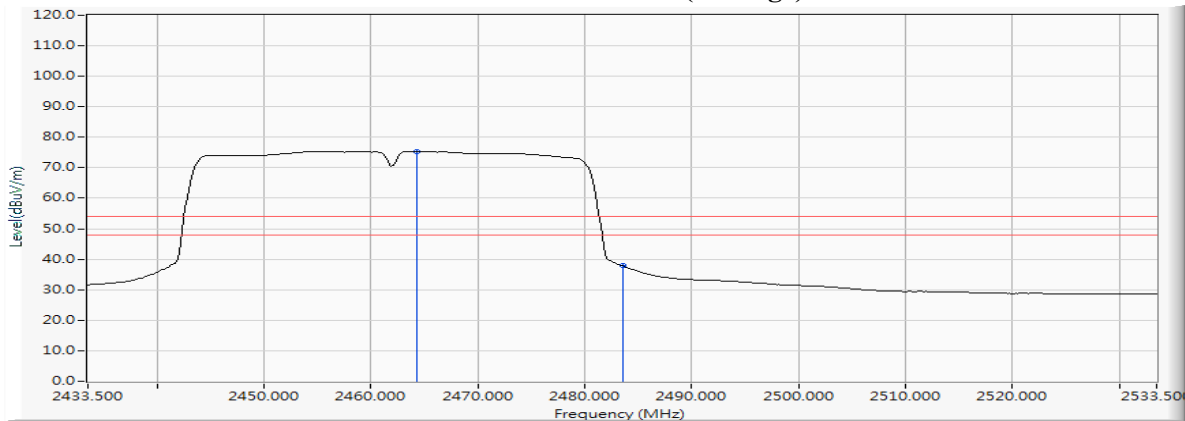
Note:

1. All readings above 1GHz are performed with peak and/or average measurements as necessary.
2. Measurement Level = Reading Level + Correct Factor.
3. The average measurement was not performed when the peak measured data under the limit of average detection.

Product : Intel® Wireless-AC 9560  
 Test Item : Band Edge  
 Test Date : 2018/12/22  
 Test Mode : Mode 3 MIMO: Transmit (802.11n-40BW\_30Mbps) 2462MHz

**RF Radiated Measurement (Horizontal):**

Channel No.	Frequency (MHz)	Correct Factor (dB)	Reading Level (dBμV)	Emission Level (dBμV/m)	Peak Limit (dBμV/m)	Average Limit (dBμV/m)	Result
11 (Peak)	2457.703	10.530	77.731	88.262	--	--	--
11 (Peak)	2483.500	10.640	49.369	60.010	74.00	54.00	Pass
11 (Average)	2464.225	10.559	64.874	75.433	--	--	--
11 (Average)	2483.500	10.640	27.169	37.810	74.00	54.00	Pass

**Figure Channel 11: Horizontal (Peak)**

**Figure Channel 11: Horizontal (Average)**


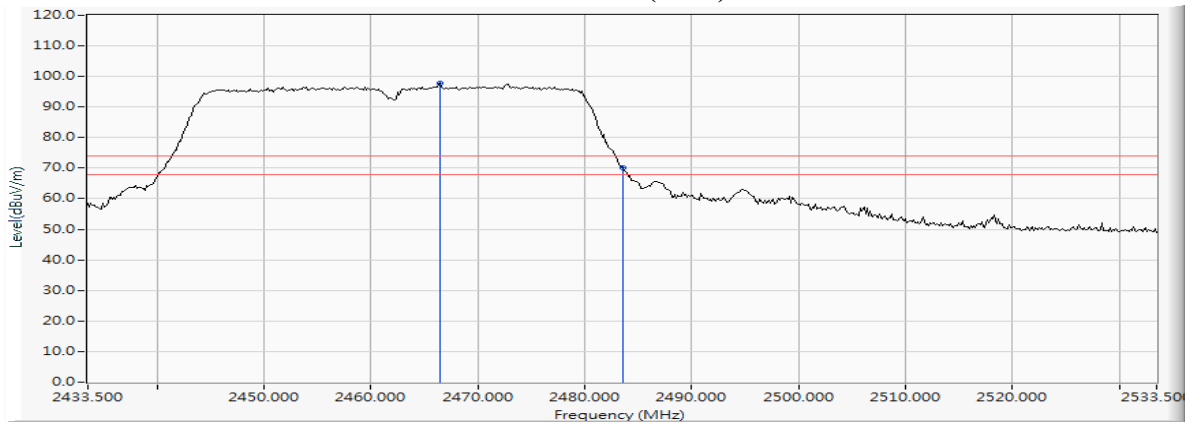
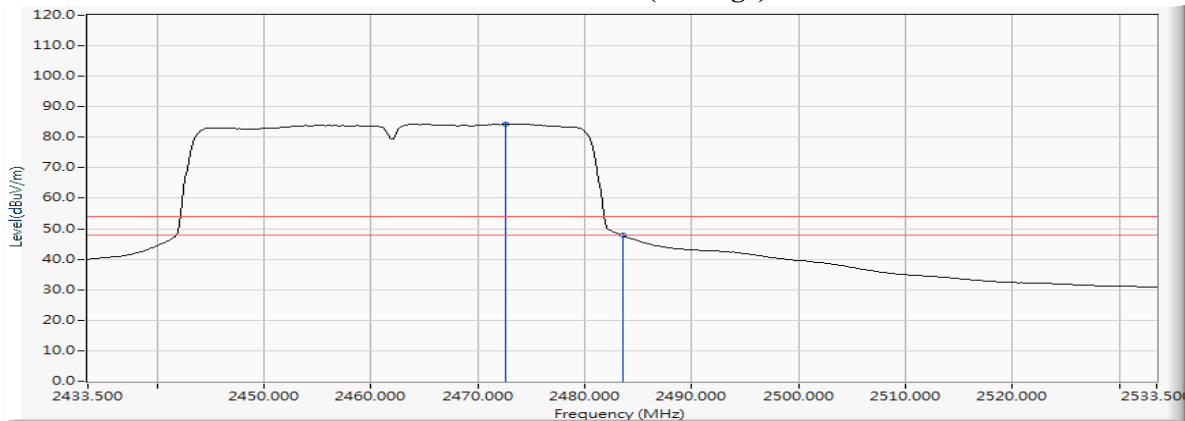
Note:

1. All readings above 1GHz are performed with peak and/or average measurements as necessary.
2. Measurement Level = Reading Level + Correct Factor.
3. The average measurement was not performed when the peak measured data under the limit of average detection.

Product : Intel® Wireless-AC 9560  
 Test Item : Band Edge  
 Test Date : 2018/12/22  
 Test Mode : Mode 3 MIMO: Transmit (802.11n-40BW\_30Mbps) 2462MHz

**RF Radiated Measurement (Vertical):**

Channel No.	Frequency (MHz)	Correct Factor (dB)	Reading Level (dBμV)	Emission Level (dBμV/m)	Peak Limit (dBμV/m)	Average Limit (dBμV/m)	Result
11 (Peak)	2466.399	10.569	87.383	97.952	--	--	--
11 (Peak)	2483.500	10.640	59.409	70.050	74.00	54.00	Pass
11 (Average)	2472.630	10.597	73.668	84.266	--	--	--
11 (Average)	2483.500	10.640	37.187	47.828	74.00	54.00	Pass

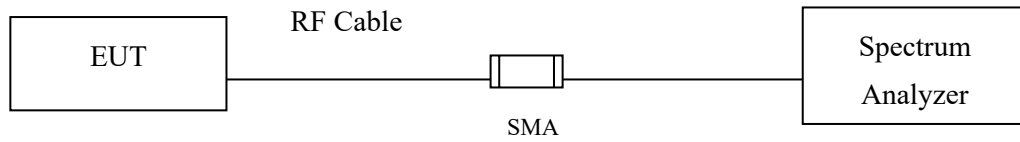
**Figure Channel 11: Vertical (Peak)**

**Figure Channel 11: Vertical (Average)**


Note:

1. All readings above 1GHz are performed with peak and/or average measurements as necessary.
2. Measurement Level = Reading Level + Correct Factor.
3. The average measurement was not performed when the peak measured data under the limit of average detection.

## 5. Duty Cycle

### 5.1. Test Setup



### 5.2. Test Procedure

The EUT was setup according to ANSI C63.10 2013; tested according to DTS test procedure of KDB558074 for compliance to FCC 47CFR 15.247 requirements.

### 5.3. Uncertainty

$\pm 2.31\text{msec}$



#### 5.4. Test Result of Duty Cycle

Product : Intel® Wireless-AC 9560  
 Test Item : Duty Cycle  
 Test Mode : Transmit-SISO A

Duty Cycle Formula:

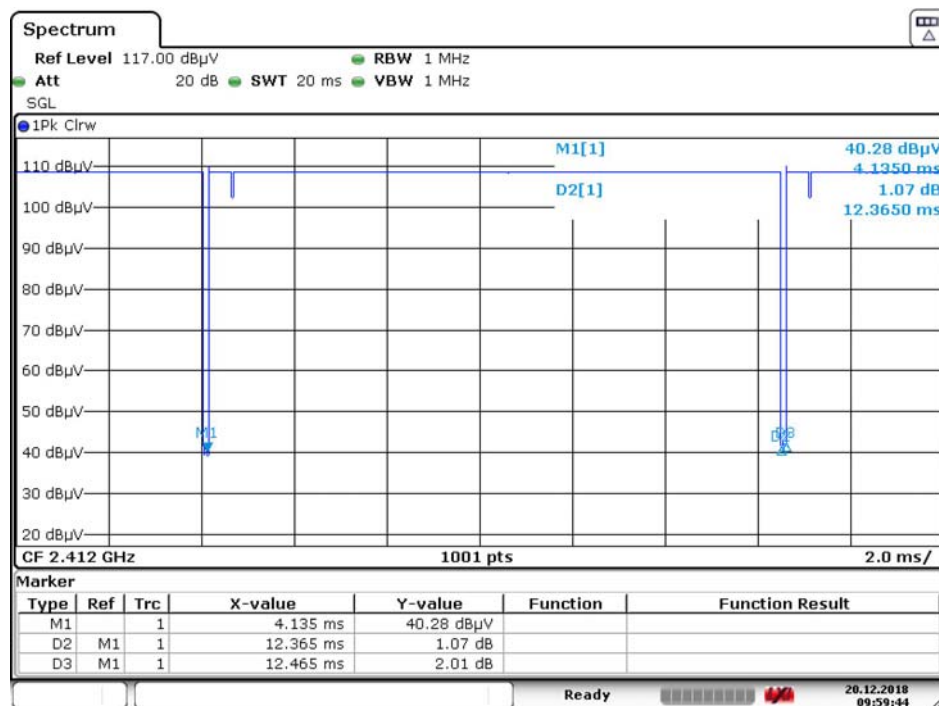
Duty Cycle =  $T_{on} / (T_{on} + T_{off})$

Duty Factor = 10 Log (1/Duty Cycle)

Results:

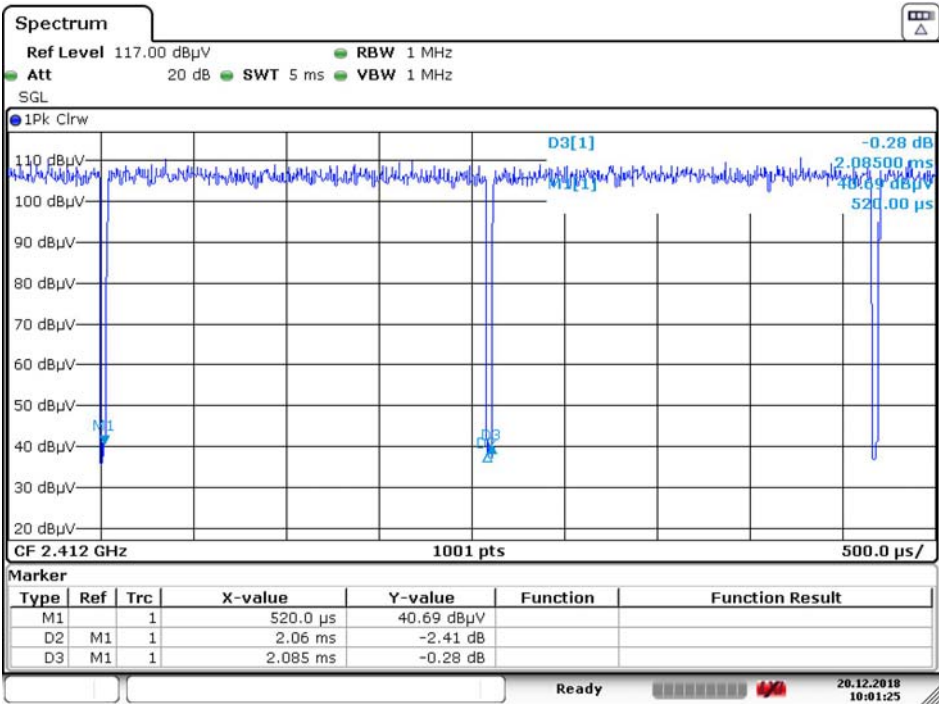
2.4GHz band	Ton (ms)	Ton + Toff (ms)	Duty Cycle (%)	Duty Factor (dB)
802.11b	12.3650	12.4650	99.20	0.03
802.11g	2.0600	2.0850	98.80	0.05
802.11n20	37.1100	37.1850	99.80	0.01
802.11n40	17.9100	17.9850	99.58	0.02

802.11b



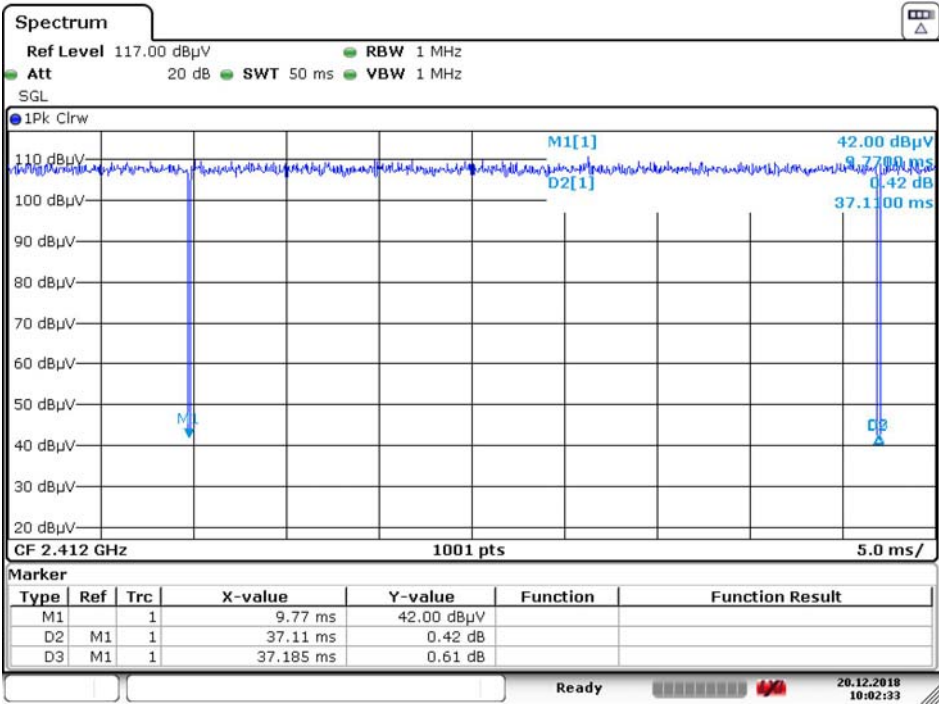
Date: 20.DEC.2018 09:59:45

802.11g



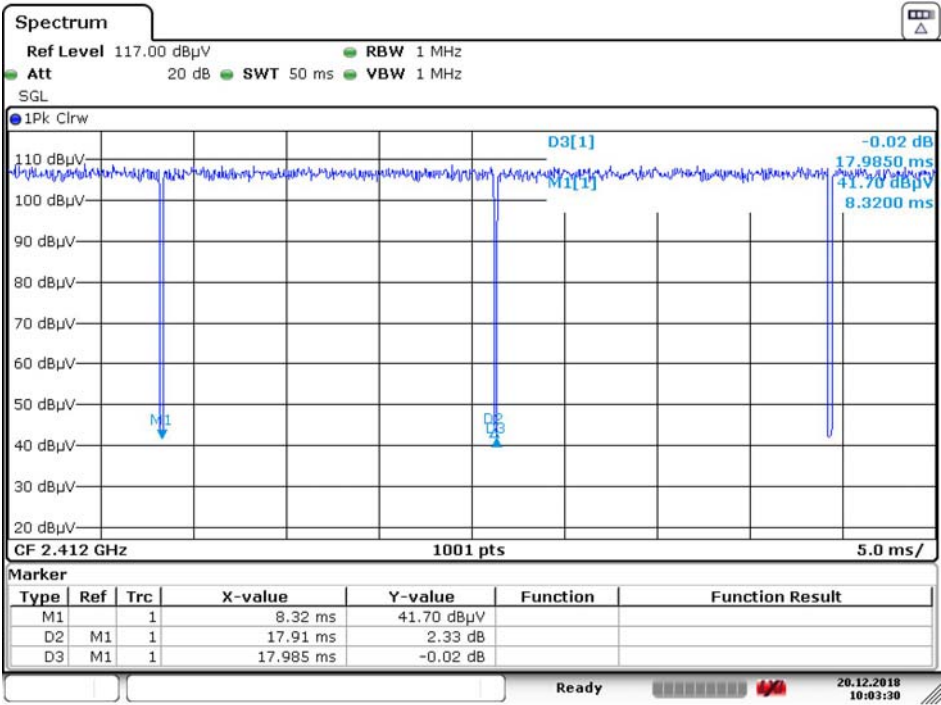
Date: 20.DEC.2018 10:01:26

802.11n20



Date: 20.DEC.2018 10:02:34

802.11n40



Date: 20.DEC.2018 10:03:30

Product : Intel® Wireless-AC 9560  
 Test Item : Duty Cycle  
 Test Mode : Transmit-SISO B

Duty Cycle Formula:

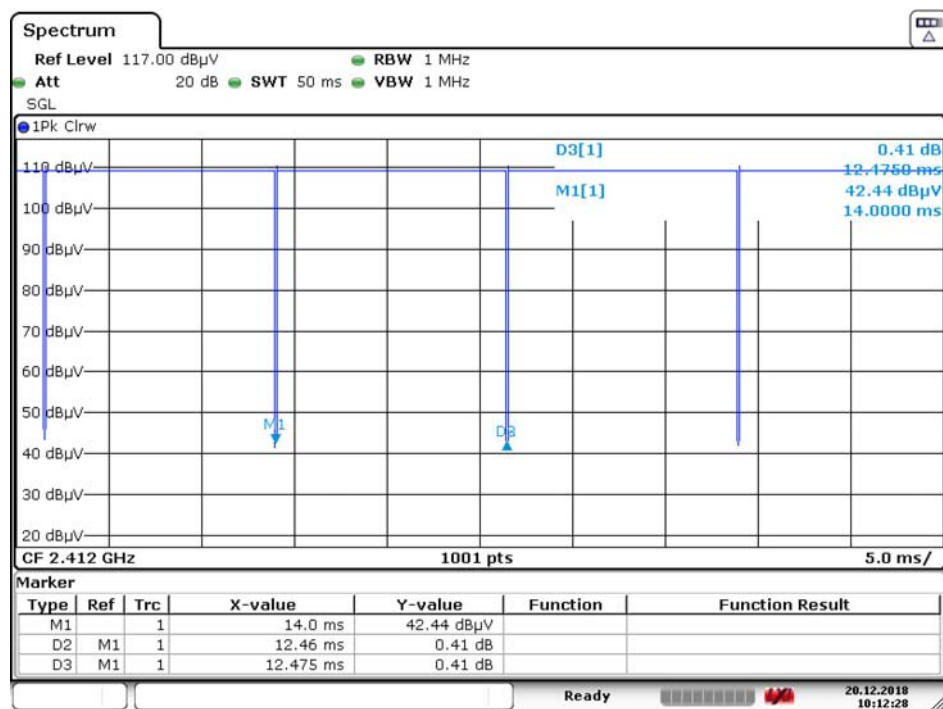
$$\text{Duty Cycle} = \text{Ton} / (\text{Ton} + \text{Toff})$$

$$\text{Duty Factor} = 10 \text{ Log} (1/\text{Duty Cycle})$$

Results:

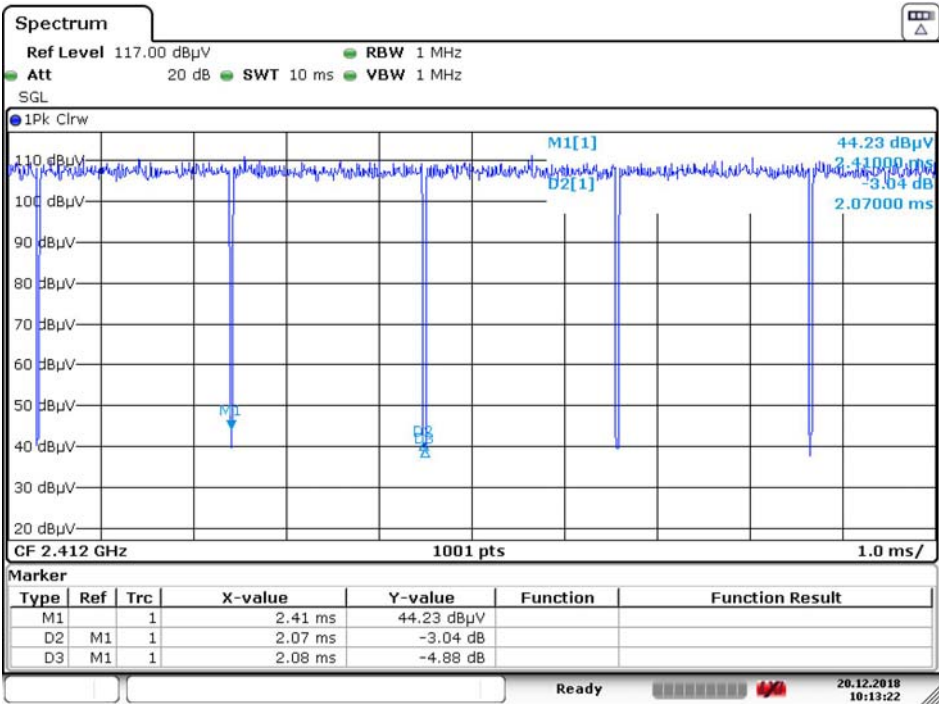
2.4GHz band	Ton (ms)	Ton + Toff (ms)	Duty Cycle (%)	Duty Factor (dB)
802.11b	12.4600	12.4750	99.88	0.01
802.11g	2.0700	2.0800	99.52	0.02
802.11n20	37.0700	37.1300	99.84	0.01
802.11n40	17.9200	17.9800	99.67	0.01

802.11b



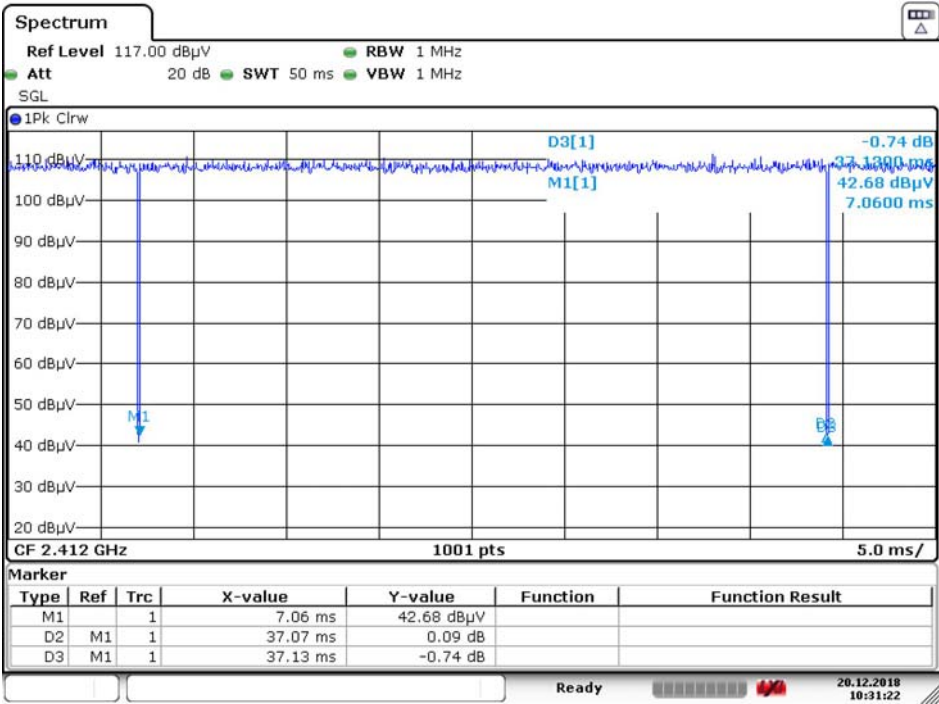
Date: 20.DEC.2018 10:12:29

802.11g



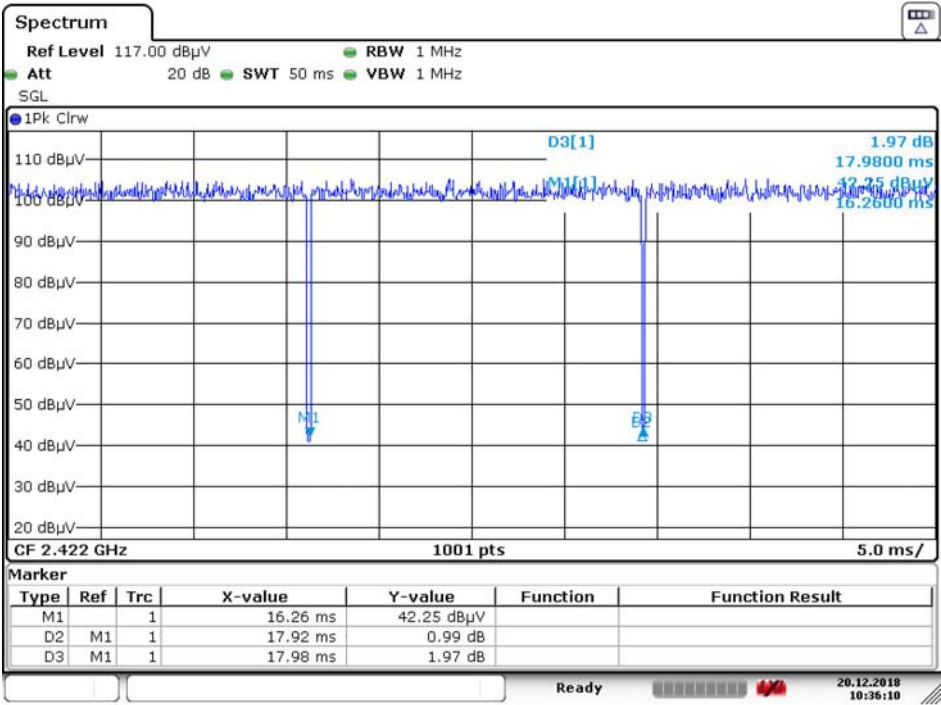
Date: 20.DEC.2018 10:13:23

802.11n20



Date: 20.DEC.2018 10:31:22

802.11n40



Date: 20.DEC.2018 10:36:11

Product : Intel® Wireless-AC 9560  
 Test Item : Duty Cycle  
 Test Mode : Transmit-MIMO

Duty Cycle Formula:

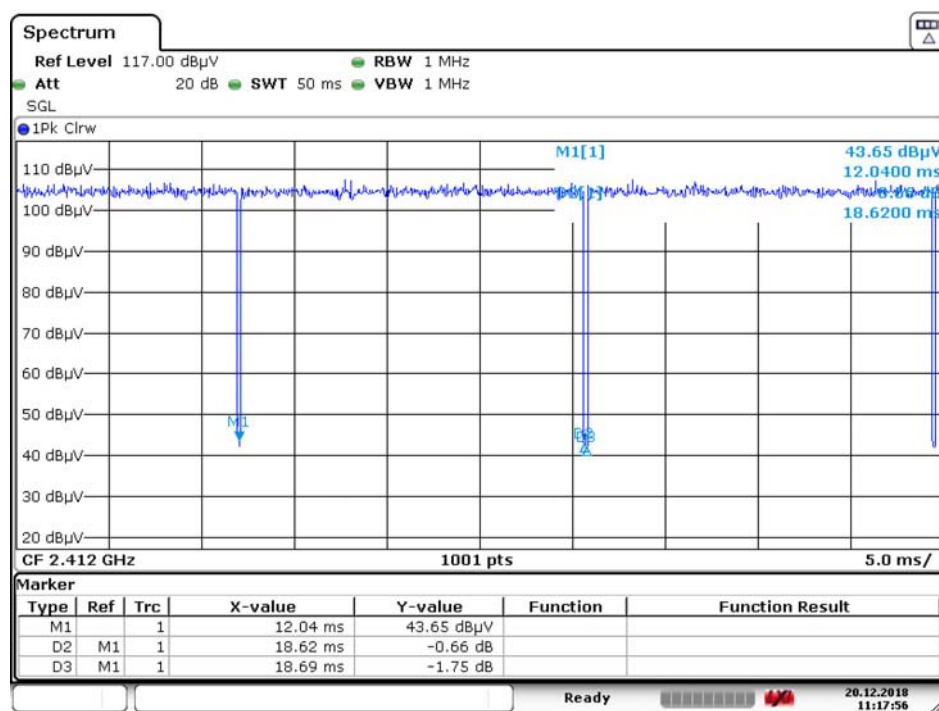
$$\text{Duty Cycle} = \text{Ton} / (\text{Ton} + \text{Toff})$$

$$\text{Duty Factor} = 10 \text{ Log} (1/\text{Duty Cycle})$$

Results:

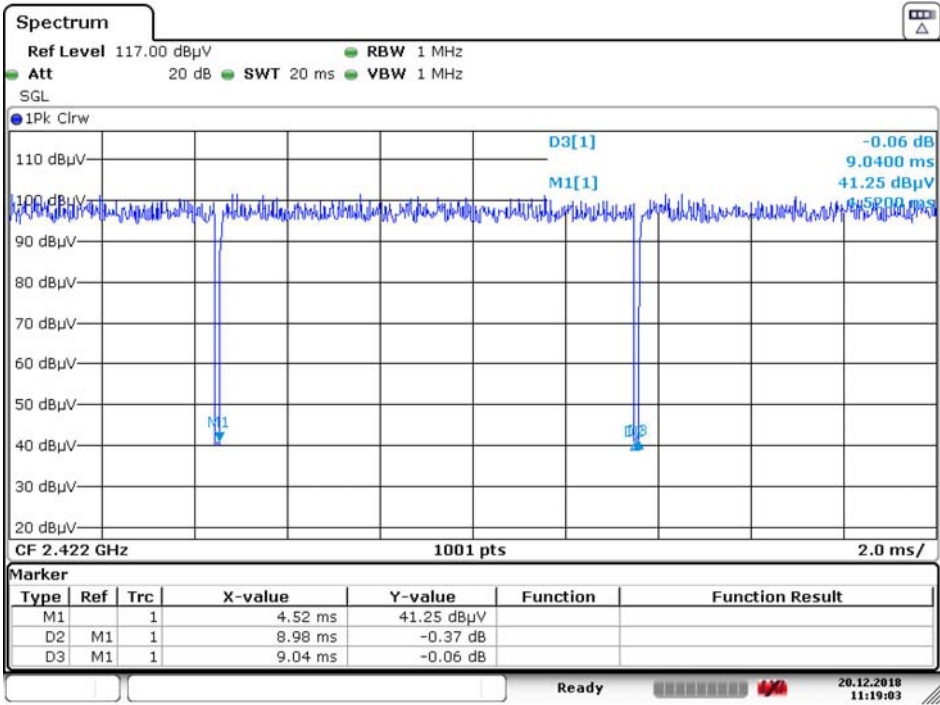
2.4GHz band	Ton (ms)	Ton + Toff (ms)	Duty Cycle (%)	Duty Factor (dB)
802.11n20	18.6200	18.6900	99.63	0.02
802.11n40	8.9800	9.0400	99.34	0.03

802.11n20



Date: 20.DEC.2018 11:17:56

802.11n40



Date: 20.DEC.2018 11:19:03



## **6. EMI Reduction Method During Compliance Testing**

No modification was made during testing.