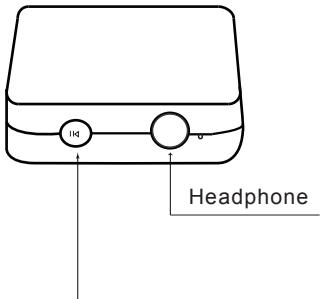
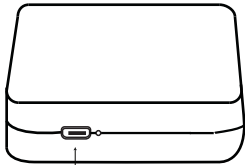


Convert Square
2721
Please read the user manual
before using

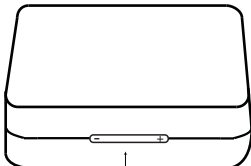
Instruction of Buttons



Press the boot key to boot
Blue light blinking wait pairing
(can answer phone, play pause)



Charge a red light, full of lights.



Short to the next song.
Reduce by volume jiainyinliang

Fault analysis

If the issues below happens in your speaker,
please check the information below first, if
still unsolved, please contact the dealer.

Fault	Solution
No lamp on when power on	Check the power, charge with DC cable if no power, then check the light
Connect unsucessful with several times	1. Check whether the speaker is under standby searching mode 2. Lots of BT device surrondered, causing search difficult, turn off other BT device.
Low voice or distortion	Check the volume setting of mobile, adjust to the suitable volume
Staccato when plaing music	Check whether overstep valid distance, or there are barrier between speaker and mobile
No lamp on for BT state	Low power, or start the speaker again and check

FCC STATEMENT :
This device complies with Part 15 of the FCC
Rules. Operation is subject to the following

- two conditions:
- (1) This device may not cause harmful interference, and
 - (2) This device must accept any interference received, including interference that may cause undesired operation.

Warning: Changes or modifications not
expressly approved by the party responsible for
compliance could void the user's authority
to operate the equipment.

NOTE: This equipment has been tested and
found to comply with the limits for a Class B
digital device, pursuant to Part 15 of the
FCC Rules. These limits are designed to
provide reasonable protection against harmful
interference in a residential installation.
This equipment generates uses and can
radiate radio frequency energy and, if not
installed and used in accordance with the
instructions, may cause harmful interference to
radio communications. However, there is no
guarantee that interference will not occur in a
particular installation. If this equipment
does cause harmful interference to radio or
television reception, which can be
determined by turning the equipment off and on,
the user is encouraged to try to correct the
interference by one or more of the following

measures:
Reorient or relocate the receiving antenna.
Increase the separation between the
equipment and receiver.
Connect the equipment into an outlet on a
circuit different from that to which the
receiver is connected.
Consult the dealer or an experienced
radio/TV technician for help.

RF warning statement:
The device has been evaluated to meet
general RF exposure requirement. The device
can be used in portable exposure condition
without restriction.