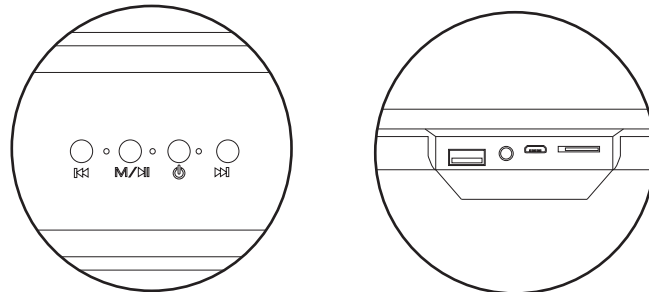


SCOOTER Bluetooth Speaker FCC ID: 2AKG6-ST5-BLS01



USER MANUAL

Product Photo



Main function

- Adopt import special Anti-slip car pat.
- With built-in polymer battery, playing time upto 5hrs.
- Support Iphone/Samsung/LG/Huawei/Xiaomi and other 99% bluetooth e nable device
- Line-in Function
- Bluetooth, hands free function
- USB/TF card playing music
- Beautiful shinning LED light

What is in box

- Scooter BT speaker *1pc
- User manual *1pc
- USB charging cable *1pc
- Line-in cable *1pc

Operation

* Bluetooth mode:

- 1, Power on speaker, then it will go into bluetooth mode automatically, refresh cellphone bluetooth list find the device "BT03" or "BT-03".
- 2, CLICK "BT03" or "BT-03", then pairing successfully.
- 3, Select music and playing.
- 4, If the calls come in, just pick the calls via speaker, can enjoy talking via speaker, no need to stop bluetooth pairing.

* Line-in

Connect Line-in cable and audio sources(cellphone, MP3, MP4, PSP, PC etc), then play.

* TF/USB mode

Insert TF/USB, then will play the music that stored in TF/USB Flash drive, very easy to use.



* Power on/off

On the plate of speaker, there is a button"  ", hold the button for 3 seconds, then will fulfill the function"power on/off"



* Shinning LED light

When turn on the speaker, the led light will be on automatically.

* Volume +/-

By click the button"  " and "  ", pls note: not by holding, just by clicking.

* Next/Previous Music

By holding the button"  " and "  "

Specification

- 1 , Model : STS-BLS01
- 2, Bluetooth version: V2.1+EDR
- 3, Working range: 10 meters
- 4, Battery: 800mAh polymer lithion battery
- 5, Playing time: upto 5 hrs(50% of max volume)
- 6, Charging time: about 2 hrs
- 7, Driver Dia: 40mm, 4 ohm
- 8, Output: 3W*2
- 9, Support TF/USB/Line in/Bluetooth /LED light function

Notes and Tips

* Abnormal sound

- If the sound bocomes not continuously and weakly, please charge the speaker, the battery is low.
- If the speaker is always on vibrating, please dry the anti-slip pat, and please ensure the pat's protective film has be taken off.

* Can not Pair

- Check the speaker is " power on" and cellphone bluetooth has been on. if ok, please refresh bluetooth list or close the list and restart,refresh the bluetooth.BT03 speaker is compatible with 99% bluetooth enable device, normally speaking, wont happen unpairing problem.

* Can not charge

- Change a charging cable and try again.

* Bluetooth problem

- Will go to sleep mode if the speaker is not on working status for more than 30mins. Have to restart speaker to wake up speaker.

Warranty

Model No.:STS-BLS01
Manufacturer: [Shenzhen Sinoc electronics co.,ltd](#)
ADD: [No. 303, Bldg. 1, Tianbei Hengqiang Ind. Park, Xincheng Community, Guanlan St., Longhua New Area, Shenzhen](#)

Tel: [755-21000610](#)
Fax: [755-21000385](#)
Email: info@sinoc.com

Reseller/Customer name: _____
Warranty: [12 months](#)
Purchasing date: _____

Federal Communications Commission (FCC) Interference Statement

This equipment has been tested and found to comply with the limits for a Class B digital device, pursuant to Part 15 of the FCC Rules.

These limits are designed to provide reasonable protection against harmful interference in a residential installation. This equipment generate, uses and can radiate radio frequency energy and, if not installed and used in accordance with the instructions, may cause harmful interference to radio communications.

However, there is no guarantee that interference will not occur in a particular installation. If this equipment does cause harmful interference to radio or television reception, which can be determined by turning the equipment off and on, the user is encouraged to try to correct the interference by one of the following measures:

- Reorient or relocate the receiving antenna.
- Increase the separation between the equipment and receiver.
- Connect the equipment into an outlet on a circuit different from that to which the receiver is connected.
- Consult the dealer or an experienced radio/TV technician for help.

This device complies with Part 15 of the FCC Rules. Operation is subject to the following two conditions:

(1) This device may not cause harmful interference, and (2) this device must accept any interference received, including interference that may cause undesired operation.

FCC Caution: Any changes or modifications not expressly approved by the party responsible for compliance could void the user's authority to operate this equipment.

RF exposure warning

This equipment complies with FCC radiation exposure limits set forth for an uncontrolled environment. This equipment must be installed and operated in accordance with provided instructions and the antenna(s) used for this transmitter must be installed to provide a separation distance of at least 20 cm from all persons and must not be collocated or operating in conjunction with any other antenna or transmitter.