



Report No.: T170713N05-MF
Page 1 of 6 Rev. 00
FCC ID: 2AKE4WRSX

IEEE C95.1
KDB 447498 D03
47 C.F.R. Part 1, Subpart I, Section 1.1310
47 C.F.R. Part 2, Subpart J, Section 2.1091

RF EXPOSURE REPORT

For

WIRELESS REFRIGERANT SCALE

Model: WRSX

Data Applies To: N/A

Trade Name: 

Issued to
Universal Enterprises Inc.
8625 SW Cascade Avenue Suite 550 Beaverton, OR 97008

Issued By
Compliance Certification Services Inc.

Tainan Laboratory
No.8,Jiucengling, Xinhua Dist., Tainan City
712, Taiwan (R.O.C.)
TEL: 886-6-580-2201
FAX: 886-6-580-2202
<http://www.ccsrf.com>
E-Mail : service@ccsrf.com
Issued Date: September 7, 2017



Attention is drawn to the limitation of liability, indemnification and jurisdiction issues defined therein. Any holder of this document is advised that information contained hereon reflects the Company's findings at the time of its intervention only and within the limits of Client's instructions, if any. The Company's sole responsibility is to its Client and this document does not exonerate parties to a transaction from exercising all their rights and obligations under the transaction documents. This document cannot be reproduced except in full, without prior written approval of the Company. Any unauthorized alteration, forgery or falsification of the content or appearance of this document is unlawful and offenders may be prosecuted to the fullest extent of the law.



Report No.: T170713N05-MF
Page 2 of 6 Rev. 00
FCC ID: 2AKE4WRSX

Revision History

| Rev. | Issue Date | Revisions | Effect Page | Revised By |
|------|-------------------|---------------|-------------|------------|
| 00 | September 7, 2017 | Initial Issue | ALL | Eva Lin |



TABLE OF CONTENTS

| | |
|---------------------------------------|---|
| 1. LIMIT | 4 |
| 2. EUT SPECIFICATION | 5 |
| 3. TEST RESULTS..... | 6 |
| 4. MAXIMUM PERMISSIBLE EXPOSURE | 6 |


1. TEST RESULT CERTIFICATION

We hereby certify that:

The equipment has been tested by Compliance Certification Services Inc., and found compliance with the requirement of the applicable standards. The test record, data evaluation and Equipment under Test (EUT) configurations represented herein are true and accurate accounts of the measurement of the sample's RF characteristics under the conditions specified in this report.


| APPLICABLE STANDARDS | |
|---|-------------------------|
| STANDARD | TEST RESULT |
| IEEE C95.1 2005 KDB 447498 D03 47 C.F.R. Part 1, Subpart I, Section 1.1310 47 C.F.R. Part 2, Subpart J, Section 2.1091 | No non-compliance noted |

Approved by:



Jeter Wu
Assistant Manager

Reviewed by:




Eric Huang
Section Manager

2. LIMIT

According to §15.247(i), systems operating under the provisions of this section shall be operated in a manner that ensures that the public is not exposed to radio frequency energy levels in excess of the Commission's guidelines. See § 1.1307(b)(1) of this chapter.

3. EUT SPECIFICATION

| | | | |
|-------------------------------------|---|--------------|--------|
| EUT | WIRELESS REFRIGERANT SCALE | | |
| Model | WRSX | | |
| Data Applies To | N/A | | |
| Brand |  | | |
| RF Module | CHY2400M | Model | CC2540 |
| Frequency band (Operating) | <input type="checkbox"/> 802.11b/g/n HT20: 2.412GHz ~ 2.462GHz 802.11n HT40: 2.422GHz ~ 2.452GHz 802.11a/n HT20: 5.180GHz ~ 5.240GHz / 5.745 ~ 5.825GHz 802.11n HT40: 5.190GHz ~ 5.230GHz / 5.755~ 5.795GHz 802.11ac VHT80: 5.210GHz / 5.775GHz <input checked="" type="checkbox"/> Others | | |
| Device category | <input type="checkbox"/> Portable (<20cm separation) <input checked="" type="checkbox"/> Mobile (>20cm separation) <input type="checkbox"/> Others | | |
| Exposure classification | <input type="checkbox"/> Occupational/Controlled exposure ($S = 5\text{mW}/\text{cm}^2$) <input checked="" type="checkbox"/> General Population/Uncontrolled exposure ($S=1\text{mW}/\text{cm}^2$) | | |
| Antenna Specification | PCB Antenna / Gain: 1.30 dBi (Numeric gain: 1.35) worst | | |
| Maximum Average output power | Bluetooth 4.0: 1.30 dBm (1.349 mW) | | |
| Evaluation applied | <input checked="" type="checkbox"/> MPE Evaluation* <input type="checkbox"/> SAR Evaluation <input type="checkbox"/> N/A | | |

4. TEST RESULTS

No non-compliance noted.

Calculation

Given $E = \frac{\sqrt{30 \times P \times G}}{d}$ & $S = \frac{E^2}{377}$

Where E = Field strength in Volts / meter

P = Power in Watts

G = Numeric antenna gain

d = Distance in meters

S = Power density in milliwatts / square centimeter

Combining equations and re-arranging the terms to express the distance as a function of the remaining variables yields:

$$S = \frac{30 \times P \times G}{377 d^2}$$

Changing to units of mW and cm, using:

$$P \text{ (mW)} = P \text{ (W)} / 1000 \text{ and}$$

$$d \text{ (cm)} = d \text{ (m)} / 100$$

Yields

$$S = \frac{30 \times (P/1000) \times G}{377 \times (d/100)^2} = 0.0796 \times \frac{P \times G}{d^2} \quad \text{Equation 1}$$

Where d = Distance in cm

P = Power in mW

G = Numeric antenna gain

S = Power density in mW / cm²

5. MAXIMUM PERMISSIBLE EXPOSURE

Substituting the MPE safe distance using $d = 20$ cm into Equation 1:

$$S = 0.000199 \times P \times G$$

Where P = Power in mW

G = Numeric antenna gain

S = Power density in mW / cm²

Bluetooth 4.0 mode:

| Ch. | Frq.(MHz) | P (mW) | Gain (num.) | D (cm) | Power density in mW / cm ² | Limit (mW/cm2) | Result |
|-----|-----------|--------|-------------|--------|---------------------------------------|----------------|--------|
| Low | 2402 | 1.349 | 1.35 | 20 | 0.0004 | 1 | Pass |