



## Quick Start Guide

The Platysens MARLIN is a swim meter designed to report your pace through audio feedback. The complete user guide can be found at <http://www.platysens.com/support/marlin>

## Features

- Realtime Audio Feedback
- Swim Activity Tracking
- Global Positioning System (GPS) Navigation\*
- *Bluetooth*® low energy technology

## Includes

- 1 MARLIN Unit
- 1 Bone Conduction Headset
- 1 Charging Cable

## Charging the Unit


Before using the unit for the first time, we recommend charging the battery in the MARLIN unit. Charging is performed by inserting the 3.5mm side of the charging cable into the MARLIN unit and the USB side to a USB port as shown below. Please note there is notch in the unit to ensure the connection is in the correct orientation.



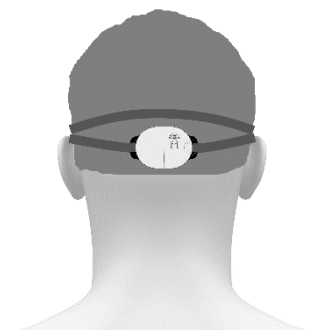
If charging has started successfully, a red LED will blink. When charging is completed, the LED will stop blinking. The bone conduction headset draws power from the MARLIN unit and does not need to be charged.

## Attaching the Unit

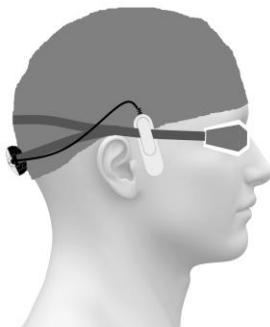
The MARLIN unit attaches to the straps of your goggles. To secure the unit, slide your goggles straps in the slits on each side of the unit.



If your goggles straps do not fit in the slit, you may try stretching the straps to make it thinner to fit it in. After the MARLIN unit has been secured, you may wear your goggles as normal.



Afterwards, clip the bone conduction unit to the side of your goggles straps as shown below.



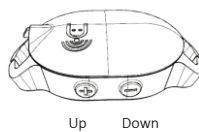
Ensure the bone conduction unit makes contact with the side of your ear as shown because the conduction of sound is transmitted through the bones of your skull. When complete, insert the 3.5mm side of the bone conduction unit into the audio jack of the MARLIN unit. Please note there is notch in the unit to ensure the connection is in the correct orientation.

## Using the MARLIN

The MARLIN unit has 3 buttons.



Start/Stop Button



Up Button Down Button

## Main Operation

Start: Press the Start/Stop button

Pause: Press the Start/Stop button

Stop: Hold the Start/Stop button for 2 seconds

## Volume

Increase: Press the Up button

Decrease: Press the Down button

## Modes

(Modes can also be selected through the App.)

Switch to Pool Mode: Hold the Up button for 2 seconds

Switch to Open Water Mode: Hold the Down button for 2 seconds

## When running a training program

Move to the next step: Hold the Up button for 2 seconds

Move to the previous step: Hold the Down button for 2 seconds

Skip training program: Hold the Start/Stop button for 2 seconds

## When following a set course in Open Water Mode

Move to the next waypoint: Hold the Up button for 2 seconds

Move to the previous waypoint: Hold the Down button for 2 seconds

Exit the set course: Hold the Start/Stop button for 2 seconds

## Downloading the MARLIN App

The MARLIN App can be accessed through the following links. The use of the App allows for detailed configuration and upload of data.



## iOS™ App

<https://itunes.apple.com/us/app/platysens-marlin/id1131934460>

## Android™ App

<https://play.google.com/store/apps/details?id=com.platysens.marlin>

## Using the App

The MARLIN App requires a free user account to be registered before use. After successful sign in, connect the MARLIN to the App. Please make sure Bluetooth is activated on your mobile phone for the connection. Details of the App can be found in the online at <http://www.platysens.com/support>

IOS is a trademark or registered trademark of Cisco in the U.S. and other countries and is used under license.

Android is a trademark of Google Inc. The *Bluetooth*® word mark and logos are registered trademarks owned by the Bluetooth SIG, Inc. and any use of such marks by Platysens Limited is under license. Other trademarks and trade names are those of their respective owners.

\*GPS Navigation is not available in MARLIN-P model

©2017 Platysens Limited. All rights reserved.  
V1.1-EN-042117

**MARLIN Swim Meter**  
**Important Information Guide**

This *Important Information Guide* contains safety, handling, disposal, recycling and regulatory information, and the limited hardware warranty for your MARLIN.

Please read all sections of this guide before using the MARLIN to avoid injury. For instructions for the MARLIN and the latest Apps, visit <http://www.platysens.com/support>  
Please retain this information for future reference

**Important Safety and Handling Information**

**High-risk activities**

THE PRODUCT IS NOT INTENDED FOR USE, WHETHER DIRECT OR INDIRECT, WHERE FAILURE OR FAULT OF THE PRODUCT COULD DIRECTLY OR INDIRECTLY CAUSE RISK OR DAMAGE TO LIFE OR PROPERTY

**Cautions**

- This product contains electrical equipment that could cause injury if not used properly
- This is not a toy. Do not allow children to play with it. The product may contain small components that can be a choking hazard

**Operating Environment**

Usage of MARLIN outside of these ranges may affect its performance  
Operating temperature: 10°C to 40°C  
Storage temperature: 0°C to 50°C  
Relative humidity: 5% to 75% (non-condensing)

**Caring for your MARLIN**

Rinse the MARLIN with fresh water after usage and store in a cool and dry environment. Clear the headphone jack of water before inserting the charge cable or the headset cable. Never attempt to charge or connect while there is water in the headphone jack. Do not use sharp objects to depress the buttons as this may cause punctures to the buttons and cause water damage. The MARLIN is only designed to be used with the provided cable and headsets. Usage of third party headsets and cables are not recommended and will void the warranty. Replacement for these accessories can be ordered directly from Platysens. Do not use abrasive cleaners to clean the MARLIN. There are no user replaceable parts inside the MARLIN and all services should be performed by a manufacturer specified agency or a qualified service personnel.

**Avoiding Hearing Damage**

The MARLIN should be only be used with the provided bone conduction unit and charging cable. Other accessories are not supported and may cause hearing damage if the sound levels are too high. Do not listen to high levels for long periods.

**Navigation Warnings**

Please use your best judgement when using navigation cues provided by MARLIN. The MARLIN is configured to provide suggested routing only and not designed to replace user navigation. Do not follow its guidance if it would put you in a dangerous situation. The MARLIN's navigation guidance is based on map data only and does not take into consideration of the environment, weather conditions, obstacles which may cause safety issues. Always use your best judgement when swimming in open water to ensure safety. The guidance accuracy is limited by Global Positioning System (GPS) accuracy and the waypoints set in the MARLIN. If there are interference with the frequencies use by the GPS, the accuracy of the navigation may be adversely affected. In some countries, complete and accurate map information may not be available.


**Activity Tracking Accuracy**

The MARLIN estimates activity based on sensor data to provide information for your training needs. The data and information is intended to be an estimation and may not be completely accurate.

**Water Resistance**

The MARLIN is rated for IPX8 at 1.5 meters for 30 minutes. Usage exceeding this specification will void the warranty of the product.

**Battery Warnings**

A lithium-polymer battery is used in this device. The battery can only be charged with the supplied USB cable.  
USB Rating: 5V 0.15A  
Battery Rating: 3.7V  300mAh  
If the following guidelines are not followed, the batteries may experience reduced lifetime and may experience a risk of damage, fire and/or injury.

- Do not expose the device to fire, heat source, explosion or other hazard
- Do not disassemble, modify, puncture or damage the device
- Do not leave batteries with unattended with children. Never put batteries in mouth
- Do not charge the device with a data cable that is not supplied/approved by Platysens. The cable used in this design is customized for the MARLIN
- Batteries are NOT replaceable in this device
- Contact local waste disposal departments to dispose of device to comply with local regulations
- Store the device following the temperature range specified in this manual
- Do not operate the device outside the specified temperature range

**Software License Agreement**

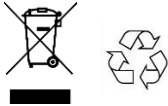
Use of the MARLIN, MARLIN App constitutes acceptance of the software license terms. Platysens Limited grants you a limited license to use the embedded software in binary executable form under normal operations. Title, ownership rights, and intellectual property rights of the Software remain with Platysens. You agree not to decompile, disassembly, modify or to create any derivative works based in the Software. The complete license agreement may be found in found at <http://www.platysens.com/legal>

**Hardware Limited Warranty**

Platysens warrants the MARLIN against material defects and workmanship for one year from the date of purchase. Platysens does not warrant against normal wear and tear, nor damages caused by accident or abuse. You may be required to show proof of purchase details when making a claim under this warranty. Repairs should only be performed by persons authorized by Platysens. Consumers in certain jurisdictions may have mandatory legal rights. These rights are not affected by warranties in this limited warranty. Except where prohibited by law, this warranty is non-transferrable.

**Disposal and Recycling Information**

This symbol on the product and packaging is in accordance to European Union Waste Electrical and Electronic Equipment (WEEE) Directive. When this product reaches its end of life, take it to a collection point designed by local authorities. The separate collection and recycling of waste will help conserve natural resources and help protect the environment.



**Regulatory Compliance**

Product: MARLIN/MARLIN-P Swim Activity Tracker  
Model: MRL171  
Manufactured in: China  
Designed in: Hong Kong  
FCC ID: 2AKDH-MRL171  
IC: 22410-MRL171



**FCC Compliance**

This device complies with Part 15 of the FCC Rules. Operation is subject to the following two conditions: (1) this device may not cause harmful interference, and (2) this device must accept any interference received, including interference that may cause undesired operation.  
Changes or modifications not expressly approved by Platysens Limited, could void the user's right to operate the product.

This equipment has been tested and found to be compliant to FCC radiation exposure limits. These limits are designed to provide reasonable protection against harmful interference in a residential installation. This equipment generates, uses, and can radiate radio frequency energy. If not installed and used in accordance with the instructions, may cause harmful interference to radio communications. However, there is no guarantee that interference will not occur in a particular installation. If this equipment does cause harmful interference, the user is encouraged to try to correct the interference with one or more of the following measures

- Reorient or relocate the receiving antenna
- Increase the separation between the equipment and receiver
- Connect the equipment into an outlet on a circuit different from that to which the receiver is connected
- Consult the dealer or an experienced radio/TV technician

**ISED Compliance**

This device complies with Innovation, Science and Economic Development Canada license-exempt RSS standard(s). Operation is subject to the following two conditions: (1) this device may not cause interference, and (2) this device must accept any interference, including interference that may cause undesired operation of the device.  
CAN ICES-3(B)/NMB-3(B)

Le présent appareil est conforme aux CNR Innovation, Sciences et Développement économique Canada applicables aux appareils radio exempts de licence. L'exploitation est autorisée aux deux conditions suivantes:  
(1) il ne doit pas produire de brouillage et  
(2) l'utilisateur du dispositif doit être prêt à accepter tout brouillage radioélectrique reçu, même si ce brouillage est susceptible de compromettre le fonctionnement du dispositif.  
CAN ICES-3(B)/NMB-3(B)

The device meets the exemption from the routine evaluation limits in section 2.5 of RSS 102 and compliance with RSS-102 RF exposure, users can obtain Canadian information on RF exposure and compliance.

Le dispositif rencontre l'exemption des limites courantes d'évaluation dans la section 2.5 de RSS 102 et la conformité à l'exposition de RSS-102 rf, utilisateurs peut obtenir l'information canadienne sur l'exposition et la conformité de rf.

This transmitter must not be co-located or operating in conjunction with any other antenna or transmitter. This equipment should be installed and operated with a minimum distance of 5 millimeters between the radiator and your body.

Cet émetteur ne doit pas être Co-placé ou ne fonctionnant en même temps qu'aucune autre antenne ou émetteur. Cet équipement devrait être installé et actionné avec une distance minimum de 5 millimètres entre le radiateur et votre corps.



**European Compliance Statement**

Platysens Limited hereby declares that this device is in compliance with the essential requirements and other relevant provisions of the R&TTE Directive. A copy of the EU Declaration of Conformity is available at <http://www.platysens.com/legal>

The *Bluetooth*® word mark and logos are registered trademarks owned by the Bluetooth SIG, Inc. and any use of such marks by Platysens Limited is under license. Other trademarks and trade names are those of their respective owners.  
\*GPS Navigation is not available in MARLIN-P model  
©2017 Platysens Limited. All rights reserved.