



Remote control automatic item

Automatic Car Umbrella
Shenzhen Mynew Technology Co.,Ltd

This equipment has been tested and found to comply with the limits for a Class B digital device, pursuant to part 15 of the FCC Rules. These limits are designed to provide reasonable protection against harmful interference in a residential installation. This equipment generates, uses and can radiate radio frequency energy and, if not installed and used in accordance with the instructions, may cause harmful interference to radio communications. However, there is no guarantee that interference will not occur in a particular installation. If this equipment does cause harmful interference to radio or television reception, which can be determined by turning the equipment off and on, the user is encouraged to try to correct the interference by one or more of the following measures:

- Reorient or relocate the receiving antenna.
- Increase the separation between the equipment and receiver.
- Connect the equipment into an outlet on a circuit different from that to which the receiver is connected.
- Consult the dealer or an experienced radio/TV technician for help.

Caution: Any changes or modifications to this device not explicitly approved by manufacturer could void your authority to operate this equipment.

This device complies with part 15 of the FCC Rules. Operation is subject to the following two conditions: (1) This device may not cause harmful interference, and (2) this device must accept any interference received, including interference that may cause undesired operation.

This equipment complies with FCC RF radiation exposure limits set forth for an uncontrolled environment. This device and its antenna must not be located or operating in conjunction with any other antenna or transmitter.

The device has been evaluated to meet general RF exposure requirement. The device can be used in portable exposure condition without restriction.

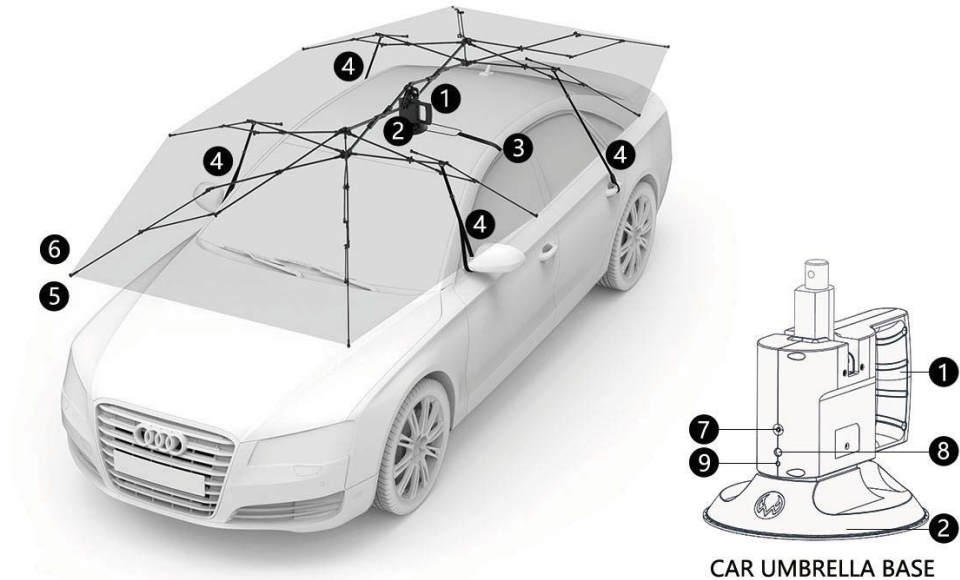
*Please read this manual carefully before using and safe keep the manual

1.Package details

Remote control automatic item:

Car Umbrella holder x1, Tarp x1, wireless remote controller x1,
car charger x1, Storage bag with zipper x1,
user manual and warranty card x1 .

2.Product diagram



- | | | |
|-----------------------|----------------------|---------------------------|
| ① Car umbrella handle | ② Suction holder | ③ Anti-thief safety rope |
| ④ Windproof hook | ⑤ Soft rubber mat | ⑥ Windproof snap fastener |
| ⑦ Reset | ⑧ Car charger socket | ⑨ Car charger LED light |

3.Installation steps

Unfold the car umbrella

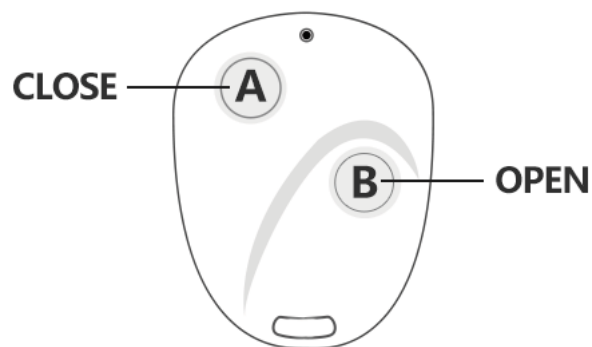
- 1 . Open the trunk, take out the car umbrella from the trunk with your hand on the handle, then close the trunk.
2. Put the car umbrella on the middle of the car sun roof, and with the handle facing you.
3. Untie the gathering rope.
4. Take down the handle to fasten the car umbrella on the roof of the car.
5. Clip the anti-thief rope into the car .
6. Take out the remote controller, press bottom “B” to turn on the car umbrella till it fully unfolded, then clasp the windproof hook (Please adjust the rope to the proper length when use it for the first time), installation completed.

Unfold the car umbrella

- 1 . Take off the windproof hook, press “A” on the remote, till it well gathering.
2. Take out anti-thief rope from door of the car, then push up the handle to take off the car umbrella, and put it into the trunk.

AC Charger : Please use the car charger which provided by the factory to do the charging; the LED light turn red when the power is insufficient, the LED light turn blue when the power is sufficient.

Remote Controller Instruction : Press the bottom "B" on the wireless remote control, to open the car umbrella; Press the bottom "A" on the wireless remote control, to close the car umbrella.

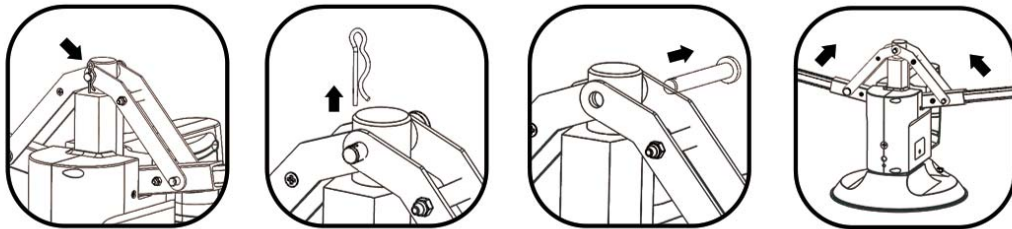


4.Product specifications

Remote control Automatic specification:	
Product Name	Portable Car Umbrella
Unfold size	4000*2100mm
Fold size	220*220*850mm
N.W.	6KG
Color	Dark blue, Camo, Silver
Engine information	
Engine	8 slot brushed Engine
Power	10W
Current	1A
Max current	3.5A
Max power	900N
Battery	
Type of battery	Build-in Rechargeable Lithium Battery
Voltage	12V
Capacity	2200mah*3
Standard input	1A
Standard output	3A

5.Attention

- 1、 Please don't drive when using car umbrella!
- 2、 Please hook up the windproof hook after install the car umbrella!
- 3、 No using when heavy rain or heavy wind!
- 4、 When there is heavy wind weather please fold the car umbrella urgently , keep all snaps untie the tarp,then unlock the wind hook in case of being blown over.
- 5、 If the car umbrella remote control goes wrong, press the “reset” bottom to fold , otherwise please connect the car charger to see if the power is not sufficient, if it’ s still not working, please take off the lockpin, and fold umbrella manually. (As the picture shows below)



6、 For remote control automatic car umbrella, on the conditions that remote controller is missing, or car umbrella run out of battery, please manually fold it and then contact with the afterservice agent for a new remote controller.

Warranty

Warranty principles:

All our Car umbrella offer one year warranty since the purchase date, if the product is inhuman damage problems, consumers can send back the car umbrella to after service station for repair free of charge.

The product is out of warranty if one of below conditions happened:

- Product goes wrong or broken, because user do not follow the user manual to install, use, maintain or take care of the product.
- The warranty time is invalid.
- Users change any reset of the product or take apart the product without official permission.
- Car umbrella goes wrong or broken because of the accident or man-made , such as import the

improper voltage, high temperature, water damage, mechanical disruption, drop and break, product oxidation, or rusted.

- The product damaged because of the transportation or loading during send back for repair.
- The product run wrong or damaged because of the force majeure such as Typhoon, earthquake, fire, flood, thunder strike etc.

FCC Warning:

This equipment has been tested and found to comply with the limits for a Class B digital device, pursuant to part 15 of the FCC Rules. These limits are designed to provide reasonable protection against harmful interference in a residential installation. This equipment generates, uses and can radiate radio frequency energy and, if not installed and used in accordance with the instructions, may cause harmful interference to radio communications. However, there is no guarantee that interference will not occur in a particular installation. If this equipment does cause harmful interference to radio or television reception, which can be determined by turning the equipment off and on, the user is encouraged to try to correct the interference by one or more of the following measures:

- Reorient or relocate the receiving antenna.
- Increase the separation between the equipment and receiver.
- Connect the equipment into an outlet on a circuit different from that to which the receiver is connected.
- Consult the dealer or an experienced radio/TV technician for help.

Caution: Any changes or modifications to this device not explicitly approved by manufacturer could void your authority to operate this equipment.

This device complies with part 15 of the FCC Rules. Operation is subject to the following two conditions: (1) This device may not cause harmful interference, and (2) this device must accept any interference received, including interference that may cause undesired operation.

The device has been evaluated to meet general RF exposure requirement. The device can be used in portable exposure condition without restriction.