

Client: Mighty

File Name: 911594688 Mighty VibePlus QSG V.3_SSV1

Date: 2023/04/18

Artist: Nick

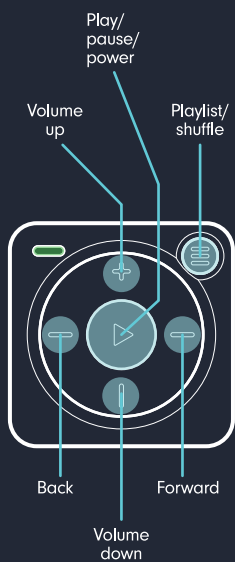
Colors Separation



Special Treatment



Quick Start



Mighty

Mighty Support

Need help setting up your Mighty or connecting Bluetooth accessories?

visit: bemighty.com/help

contact: heyo@bemighty.com



Power On/Off

To turn Mighty on or off, hold down the Play button until the LED turns green or orange (see below):

LED Color Guide

- Charging - blinking white
- Fully charged - solid white
- Powering on - solid green
- On - blinking green
- Low battery- blinking orange
- Powering off - solid orange
- Waiting to pair (press Play) - blue

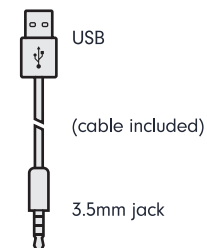
1. Download the Mighty Audio app to your phone



Use your phone's camera to scan the QR code, or search "Mighty Audio" in the Apple App Store or Google Play Store.




2. Connect Mighty to any USB port to begin charging



A green LED indicates that Mighty is on.

3. Follow the steps in the Mighty app to sync playlists



(Bluetooth)



Keep Mighty near your phone.