

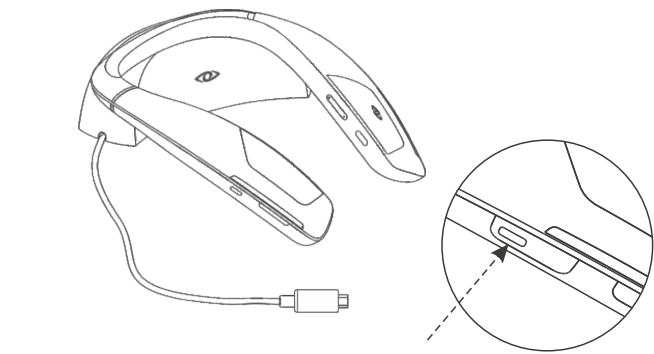


E3 DOCK

快 速 使 用 指 南

FCC ID: 2AKA6-E3
CMIIT ID:
实物铭牌上显示型号核准ID号

1. 充电



使用E3给A2充电

目录

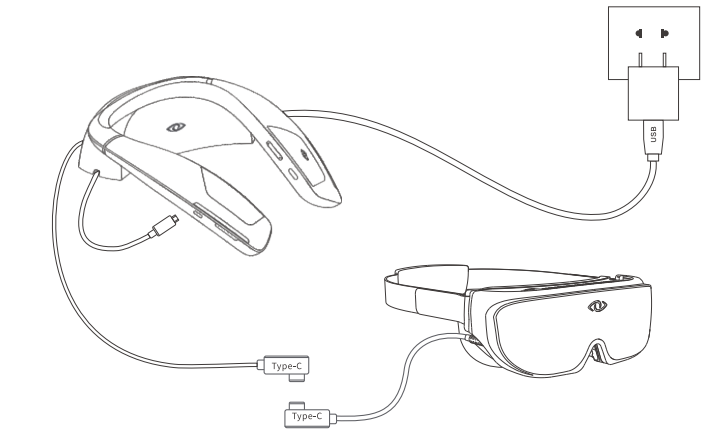
安全与健康警示 · 包装清单 · 产品介绍 · 充电 · 连接X1 · 连接电视

安全使用及健康指引

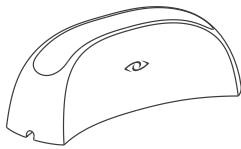
使用本产品前，请认真阅读安全使用及健康指引，并按照警告和说明进行操作，否则会造成人员损伤和其它损失。如需更多信息，请访问：<http://www.3glasses.com>

- 环境** 请确认您周围的环境安全、舒适，线材摆放不会容易被绊绕。
- 设备** 请确认设备和产品已经调试匹配正常
- 身体状况** 请确认您的身体状况适合使用本产品
- 产品放置** 请正确安置与维护你的产品，可以延长产品使用寿命

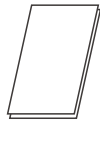
2. 边充电边使用X1



包装清单



E3 DOCK

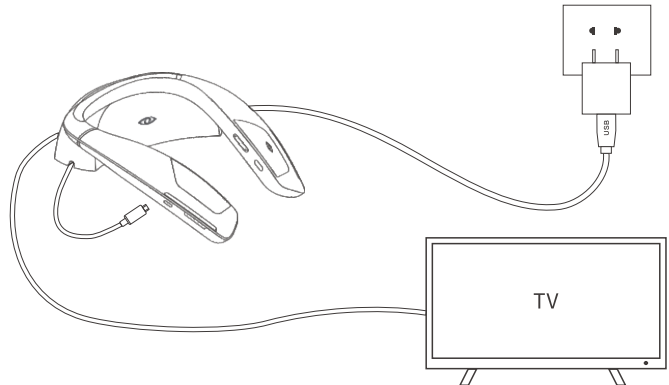


使用指南

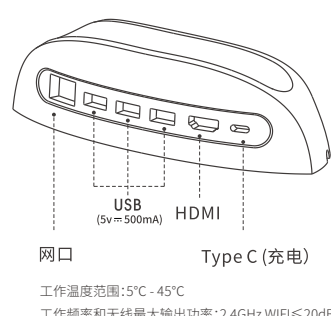


保修卡

3. 边充电边连接电视



E3 产品介绍



工作温度范围: 5°C - 45°C
工作频率和无线最大输出功率: 2.4GHz WiFi ≤ 20dBm (EIRP)
使用外部电源给E3充电时, 每个USB接口负载0.5A
使用A2给E3充电时, 3个USB接口共负载0.5A

FCC 警告

本设备符合FCC规定第15条。操作受以下两项限制条件：
(1) 该设备不得产生有害干扰。
(2) 该设备必须能够接受任何干扰，包括会引起意外操作。
注意1: 本设备依照FCC规定第15条进行测试，符合B级数码产品规定。该规定旨在提供合理的保护，防止在住宅安装中产生危害。本设备能够发出电磁辐射，若未按照说明书安装使用，可能会对无线电通讯造成影响。但是，也不保证在特殊情况下不会发生干扰。如果此设备确实对无线电或电视接收造成有害干扰，并且可以通过开启或关闭设备来确认是设备造成的，那么我们建议用户采取以下措施：
- 重新调整或更换接收天线。
- 增加设备和接收器之间的距离。
- 将设备与接收器连接到不同的插座上。
- 请咨询经销商或有经验的无线电/电视技术人员以获取帮助。
注意2:
未经授权对设备进行改造可能会使用户无法操作此设备。

欧盟符合性声明

深圳市虚拟现实科技有限公司在此声明，3BOX A2 设备符合2014/53/EU条例及其相关条款。
详细内容请访问<http://XXXXXXXX>。

深圳市虚拟现实科技有限公司

地址：深圳市南山区高新南七道12号赛格大楼201室
电话：+86 (755) 8319-1919 客服电话：400-900-3393
网站：www.3glasses.com 电子邮箱：cs@3glasses.com
进口商名称：XXXXXXXX
进口商地址：XXXXXXXX

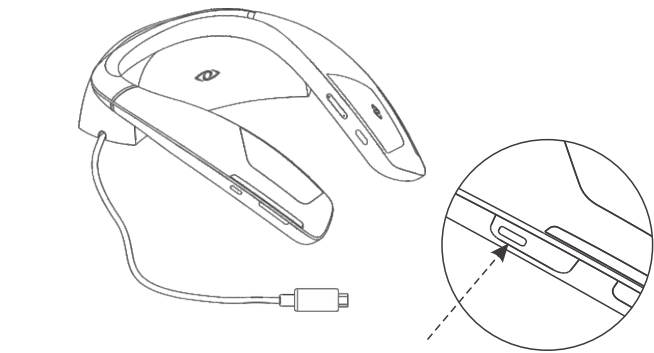


E3 DOCK

Quick Start Guide

FCC ID: 2AKA6-E3
CMIIT ID:
The type approval ID number is shown on the physical nameplate.

1. Charging



To charge A2 via E3

Table of Contents

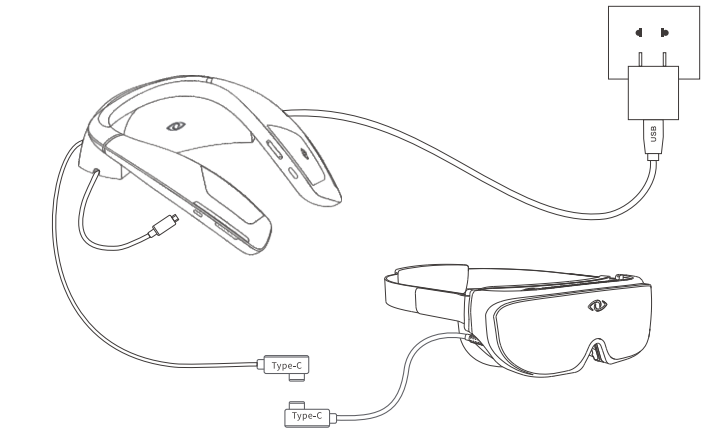
· Safety and Health warnings · In the Box · Product Overview
· Charging · Connect to X1 · Connect to TV

Safety and Health Guidelines

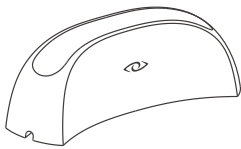
Before starting, read instructions carefully and follow all warnings and instructions, otherwise may cause personal injury and other losses. For more information visit the 3Glasses website: <http://www.3glasses.com>.

Surroundings
Use only in a safe environment, always be aware of your surroundings before starting use and while using the product. To reduce the risk of discomfort, ensure proper placement of the wire.
Devices
Confirm the headset and 3Box are connected properly, and ensure setup of devices free of performance issues.
Physical Condition
A comfortable virtual reality experience requires an unimpaired sense of motion and balance. Do not use the product while you feel unwell.
Placement
To extend the product life cycle, properly place and maintain the product.

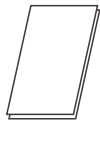
2. Use the X1 while charging




In the Box



E3 DOCK

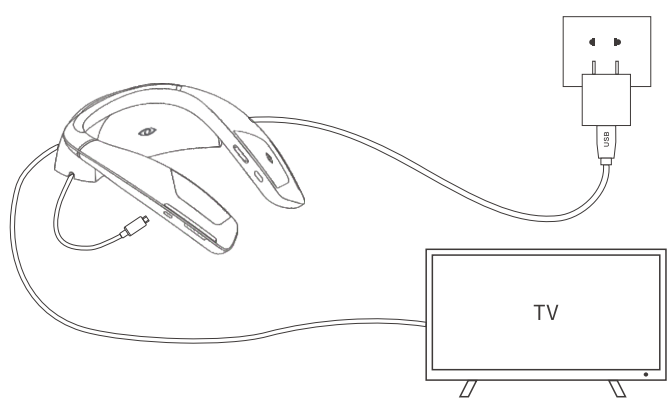


User Guide

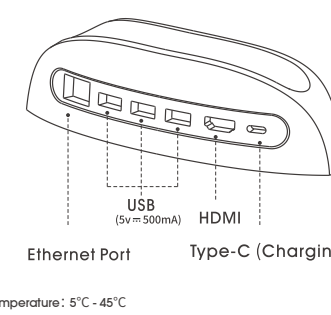
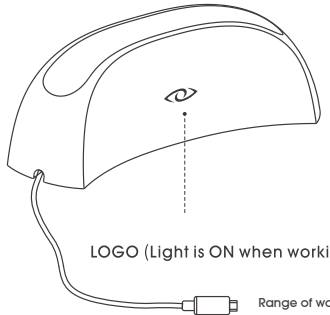


Warranty Card

3. Connect to TV while charging



E3. Product Overview



Range of working temperature: 5°C - 45°C
Operating frequency and wireless maximum output power: 2.4GHz WiFi ≤ 20dBm (EIRP)
Charging by external power supply, each USB connector is loaded 0.5A
Charging by A2, all 3 USB connectors are loaded 0.5A in total

FCC WARNING

This device complies with Part 15 of the FCC Rules. Operation is subject to the following two conditions:
(1) This device may not cause harmful interference
(2) This device must accept any interference received, including interference that may cause undesired operation.
NOTE 1: This equipment has been tested and found to comply with the limits for a Class B digital device, pursuant to part 15 of the FCC Rules. These limits are designed to provide reasonable protection against harmful interference in a residential installation. This equipment generates, uses and can radiate radio frequency energy and, if not installed and used in accordance with the instructions, may cause harmful interference to radio communications. However, there is no guarantee that interference will not occur in a particular installation. If this equipment does cause harmful interference to radio or television reception, which can be determined by turning the equipment off and on, the user is encouraged to try to correct the interference by one or more of the following measures:
- Reorient or relocate the receiving antenna.
- Increase the separation between the equipment and receiver.
- Connect the equipment into an outlet on a circuit different from that to which the receiver is connected.
- Consult the dealer or an experienced radio/TV technician for help.
NOTE 2: Any changes or modifications to this unit not expressly approved by the party responsible for compliance could void the user's authority to operate the equipment.

EU DECLARATION OF CONFORMITY

Hereby, VR Technology (Shenzhen) Limited declares that this device 3BOX A2 is in compliance with the essential requirements and other relevant provisions of Directive 2014/53/EU. The most recent and valid version of the DoC (Declaration of Conformity) can be viewed at <http://XXXXXXXX>.

VR Technology (Shenzhen) Limited

Add: Room 201, Huhang Building, No. 12, Gaoxin South 7th Road, Yuehai Street, Nanshan District, Shenzhen, PEOPLE'S REPUBLIC OF CHINA
Tel: +86 (755) 8319-1919 Customer Service: 400-900-3393
Web: www.3glasses.com Email: cs@3glasses.com
Importer Name: XXXXXXXX
Importer Address: XXXXXXXX