





SMLT board (See Part List)		
TOP		BOTTOM
With shield	Without shield	
		


Support SMLT board (See Part List)	
TOP	BOTTOM
	

Electronic boards assembled and fixed in the cover of the case


TOP



BOTTOM



The USB connector is sealed with silicone (to make it unusable)



Jumper soldered on top

