

**Wanyoo All-in-One PC**

**An Easy-to-use Product Manual**

**Version: 1.0**

## Table of Contents

<b>1.</b>	<b>Important Statement .....</b>	<b>2</b>
<b>2.</b>	<b>Products in the Package.....</b>	<b>2</b>
<b>3.</b>	<b>Important Safety Information .....</b>	<b>2</b>
<b>4.</b>	<b>PC Front View .....</b>	<b>3</b>
<b>5.</b>	<b>PC Rear View .....</b>	<b>4</b>
<b>6.</b>	<b>PC I/O Back Panel View .....</b>	<b>4</b>
<b>7.</b>	<b>Adjustable Display Angle .....</b>	<b>5</b>
<b>8.</b>	<b>Instructions for Use .....</b>	<b>6</b>
	<b>The Three Guarantees for Wanyoo All-in-One PC .....</b>	<b>7</b>
	<b>Warranty Information of Wanyoo All-in-One PC .....</b>	<b>11</b>
	<b>The Three Guarantees Warranty &amp; Quality Certificate of Wanyoo All-in-One PC ..</b>	<b>12</b>
	<b>Statement on the Hazardous Substances of the Product.....</b>	<b>13</b>
	<b>FCC Warning.....</b>	<b>14</b>

## 1. Important Statement

First of all, thank you for choosing our product.

Before using this product, you are strongly recommended to read this manual which will prove effective helping you use the product. We shall not be liable for any losses resulting from an improper use of the PC due to negligence of this manual.

Meanwhile, we may conduct some minor changes to improve the practical performance of this device, so the actual operations might differ from the manual. We apologize for any inconvenience this may cause you, but promise that this will not lead to any substantial affect to your use of the product.

## 2. Products in the Package

Item	Name	Qty
1	Wanyoo All-in-One PC	1
2	Product manual	1
3	3-Prong power cord	1
4	Power adapter	1

## 3. Important Safety Information

Be sure to read the Safety Information section in this manual before following any of the instructions to avoid personal injury or product damage.

1. Please read the following safety information carefully
2. Please keep this product manual for future reference
3. Put the device on a stable platform before using it
4. Make sure you get the right voltage before connecting the power adapter
5. Please pay attention to all warnings and cautions that are marked on the device.
6. The opening on the PC housing is for the purpose of heat dissipation to avoid overheating. Do not cover the opening.
7. Please disconnect the connector from the PC before installing additional interfaces or modules.
8. Do not let any liquid enter the opening on the PC, otherwise electric shock or fire might occur.
9. Please have a technician check your device if any of the followings occurs.
  - Your device is damped by liquid.
  - The device is not working properly or it failed to work because you did not operate in accordance with the manual.
  - The device is dropped and damaged.

- The device has obvious signs of damage.

10. Do not place the device in a humid or uncontrolled environment. A storage temperature over 60°C will cause damage to the device.

11. Avoid using the PC in a dusty or dirty environment to avoid system failure.

12. Power off the PC and unplug the power adapter before cleaning the PC.

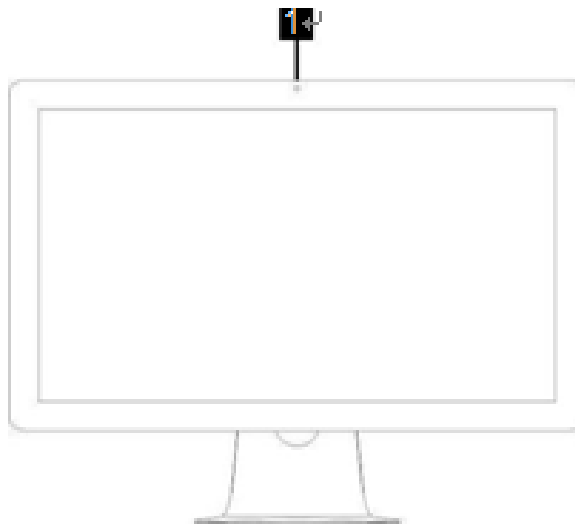
13. LED Screen Maintenance:

- Put on a protective layer when not using to avoid wear and tear on the LED screen
- Do not scratch, twist or hit the LED screen
- Do not place the LED screen in a hot or humid environment
- Do not expose the LED screen to direct sunlight or strong fluorescence for long.
- Do not use corrosive cleanser on the LED screen to avoid damage.

14. Using the product during thunderstorms may cause damage to the PC or even to safety of you and your properties, so try not to use the PC in this circumstance and disconnect the telephone line, internet cable, power cord and other wired conductors. Do not plug or unplug these cables when it thunders.

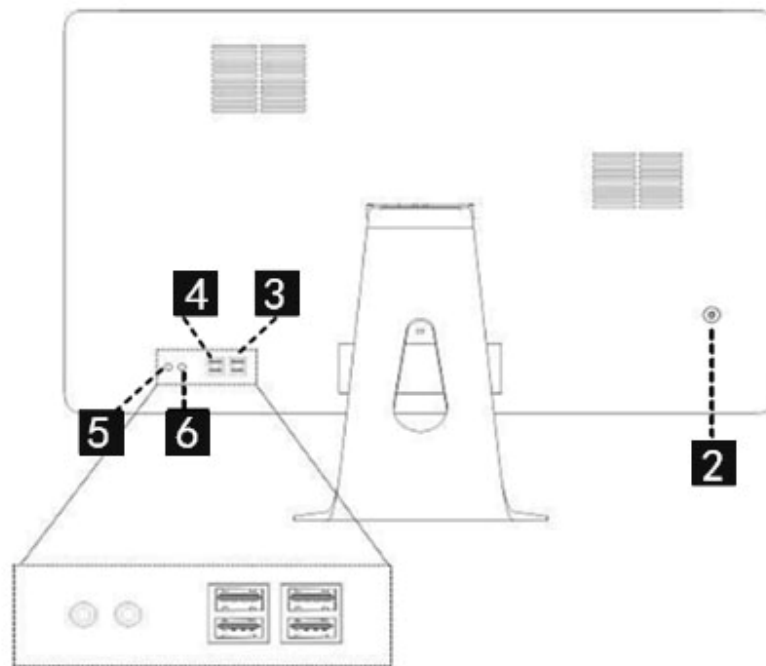
**Note: Your warranty may be voided if certain labels on the device came off.**

#### 4. PC Front View



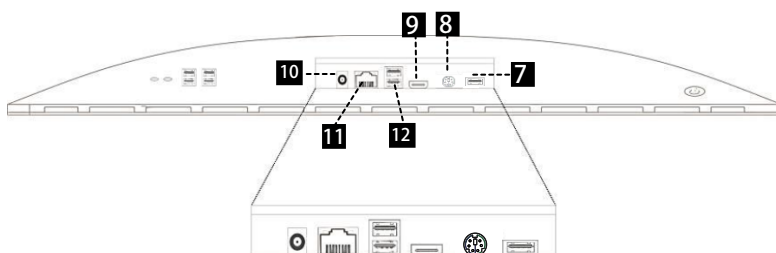
1 Camera

## 5. PC Rear View



- 2. Power button
- 3. USB2.0 interfaceX2
- 4. USB3.0 interfaceX2
- 5. Audio output
- 6. Microphone input

## 6. PC I/O Back Panel View

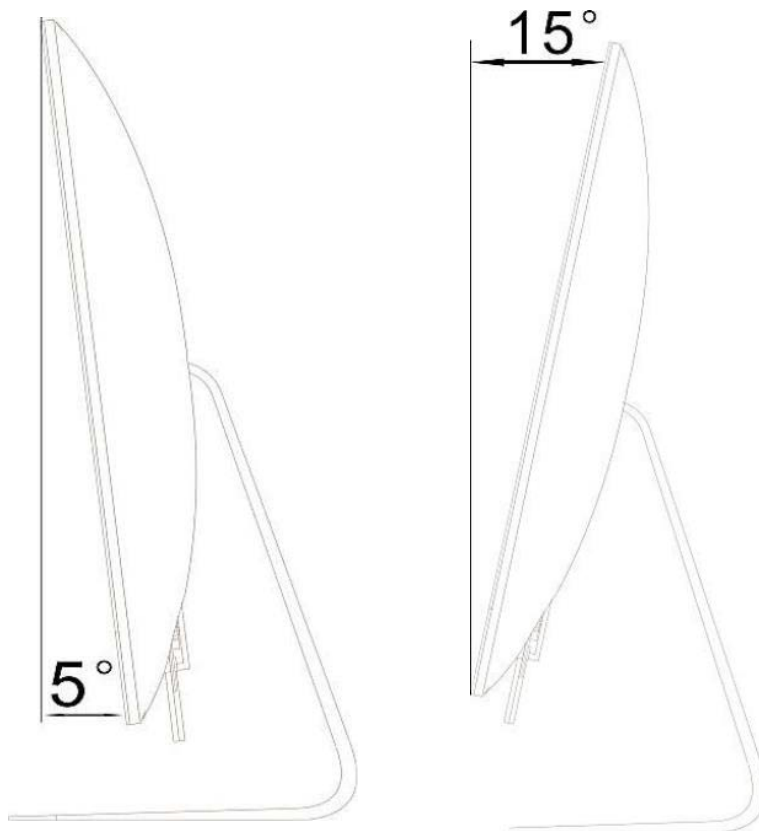


- 7. Digital audio output interface

- 8. VGA interface
- 9. HDMI interface
- 10. Charger interface
- 11. Network interface
- 12. USB3.0 interface X2 (B85 Chipset: USB3.0 X 2; H81 Chipset: USB2.0 X 2)

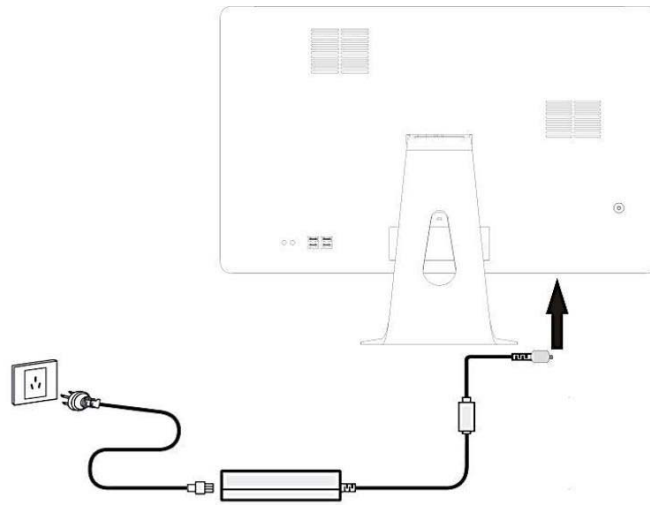
## 7. Adjustable Display Angle

Please adjust the angle of the monitor according to your preferred viewing angle.



## 8. Instructions for Use

### 1) Connecting the Power Supply

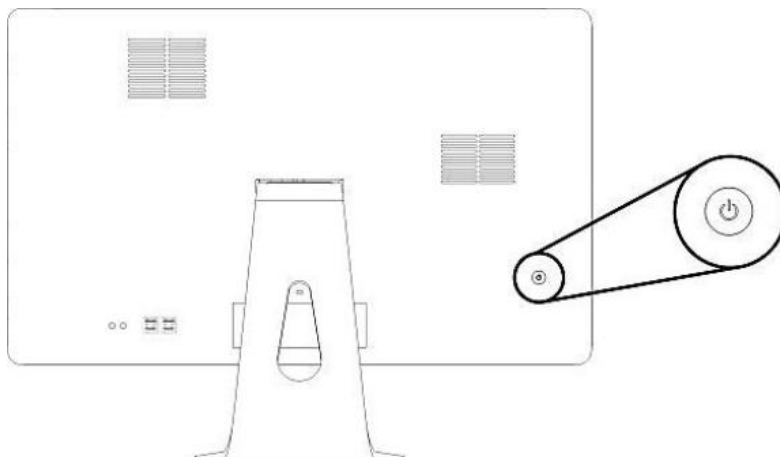


#### :Warning

1. Ensure the local voltage and current output meet the requirement of the PC before connecting it.
2. Be sure to use the power adapter provided by Wanyoo. Using other power adapters may cause fire or explosion.
3. Be sure to connect all power cords to a properly wired and grounded electrical outlet.

### 2). Booting up the PC

Press the power button on the back of the PC to boot up.



## The Three Guarantees of WanyooAll-in-One PC

### Thank you for choosing Wanyoo All-in-One PC!

After unpacking, please make sure the items on the packing list match the goods inside the package. Should you have any questions, please check with your dealer immediately. Meanwhile, please check and fill in the following **Three Guarantees Warranty** of Wanyoo All-in-One PC with your dealer at the store; keep your **Purchase Invoice** intact to protect your interests. Illegible, incomplete or altered warranty information will affect your Three Guarantees service or even result in its voiding. You will need both the **Three Guarantees Warranty** and your **Purchase Invoice** to enjoy the Three Guarantees service. Please keep them in a safe place as they will not be reissued if lost. Please read carefully the commitment of standard after-sales service of the Wanyoo All-in-One PC, as well as related regulations and warranty information.

### Three Guarantees of WanyooAll-in-One PC

Wanyoo offers warranty service according to *Stipulations on Responsibility for Repair, Replacement or Return of Microcomputers* (hereinafter referred to as the **Three Guarantees Stipulations**) issued by relevant authorities of China. The terms and conditions are as follows:

1. If any of the problems listed under the microcomputer (All-in-One PC) category in the **Microcomputer Performance Fault Table** of the **Three Guarantees Stipulations** occurred to your Wanyoo All-in-One PC within seven days (included) from the date of purchase (the date on the official purchase invoice), and the PC still won't start properly or crashes after maintenance, you are entitled to a refund, replacement or repair of the whole PC. If you choose to return the PC, the dealer will give you a full refund in accordance with the purchase price (the price on the official purchase invoice)
2. If any of the problems listed under the microcomputer (All-in-One PC) category in the **Microcomputer Performance Fault Table** of the **Three Guarantees Stipulations** occurred to your Wanyoo All-in-One PC from the eighth to the fifteenth days (included) from the date of purchase (the date on the official purchase invoice), and the PC still won't start properly or crashes after maintenance, you are entitled to a replacement or repair of the whole PC. If you choose to replace the PC, the dealer will provide you, free of charge, with a replacement of the same model and same specifications or one of the same brand with equal or higher performance.



3. If any of the problems listed under the microcomputer (All-in-One PC) category in the **Microcomputer Performance Fault Table** of the **Three Guarantees Stipulations** occurred to your Wanyoo All-in-One PC within one year (included) from the date of purchase (the date on the official purchase invoice), and the PC still won't work properly after two repairs, you are entitled to a replacement of the whole PC or repair of the faulty parts.

4. The following are not covered by the **Three Guarantees Stipulations** and do not enjoy the free warranty service. However, you have the option of paid service:

- The Three Guarantees period for the whole PC or parts has expired.
- Failure or damage caused by improper use, maintenance, storage and failure to follow the Product Manual or Service Manual.
- The product has been repaired, taken apart or altered at service providers that are not authorized by Wanyoo.
- No valid Three Guarantees Warranty or invoice (unless the Three Guarantees period of the device can be proved valid).
- Unauthorized alteration of the Three Guarantees Warranty.
- The product model and number on the Three Guarantees Warranty do not match that of the actual product.
- No manufacturer's name, address, production date, or product quality certificate.
- The product label or product number is damaged and the validity of the product cannot be proved.
- Failure or damage caused by pirated software, viruses or third-party software that is not certified by related certification and testing organizations for public release.
- Failure or damage caused by the use of parts that are not for the Wanyoo All-in-One PC.
- Failure or damage caused by water, moisture, drop, collision, improper voltage input, incorrect plugging, transport problems or other irresistible force and external factors.
- Normal wear and tear of the product housing including cracks, scratches and flaking paint.
- The level, principle and scope of the Three Guarantees obligations undertaken by Shanghai Wanyoo Information Technology Co., Ltd. are carried out in accordance with the national **Three Guarantees Stipulations**.

Standard After-sales Service Commitment&Related Regulations of Shanghai Wanyoo Information Technology Co., Ltd.

1. The warranty descriptions for the parts are listed as follows:

Type	Part Description	Free Warranty Period
PC	Motherboard and built-in components that are inseparable from the motherboard, CPU, RAM, hard drive, power adapter, LCD screen, cooler, wireless network adapter, other internal electrical parts (does not include manuals, pamphlets or CDs that come with the PC)	3 years
Peripherals	Wanyoo peripherals that come with the PC, such as camera, keyboard and mouse	1 year
Exterior	Housing, base, front cover	No warranty

2. The above warranty and service only apply to parts provided by Shanghai Wanyoo Information Technology Co., Ltd.; for faulty parts provided by dealers, please contact them to resolve the problem.

3. You will need both the **Three Guarantees Warranty** of Wanyoo All-in-One PC and your **Purchase Invoice** to enjoy the Three Guarantees service. Please keep them in a safe place and make sure they are available for review when receiving technical support or repair services.

4. When permitted by law, Shanghai Wanyoo Information Technology Co., Ltd. is not liable for situations such as the user's interrupted workflow or data loss when using or repairing the Wanyoo All-in-One PC.

5. Shanghai Wanyoo Information Technology Co., Ltd. is not responsible for the resulting expiration of the warranty if the user did not present a written notice of the product's defect or fault to our Customer Service Center, or did not timely send in the PC for repair when the free warranty period is about to expire.

6. This Three Guarantees and service commitment only apply to the original buyer of the product (i.e., the registered user who was issued the Three Guarantees Warranty). User who obtained the product by reselling, lending, transferring, etc. is not covered in the commitment.

7. This warranty only applies to users in mainland China (does not include Hong Kong, Macao

and Taiwan).

8. For the part where the WanyooAll-in-One PC service standard is lower than that of the national Three Guarantees standard, we provide service in accordance with the Three Guarantees;for the part where it is higher than that of the national Three Guarantees standard, we provide service in accordance with Wanyoo's service standard;for the overlapping part of the two service standards, we provide service in accordance with the national Three Guarantees standard if its scope and period apply; for the part that is out of the national Three Guarantees scope and period, we provide service in accordance with Wanyoo All-in-One PC service standard.

## **Warranty Information of Wanyoo All-in-One PC**

1. Some LCD monitors may harbor tiny bright or dark spots due to the currently imperfect manufacturing technique. A TFT LCD screen with less than 10 of such spots is considered normal according to the national standard (GB/T 9813-2000). The warranty standard for Wanyoo All-in-One PC is not lower than this national standard.

2. As the LCD screen is fragile, hitting or dropping it should be strictly avoided. An LCD screen will be regarded as damaged by external factors and cannot enjoy the free warranty service if it has obvious dents or scratches on the LCD and housing, or it has cracks on the LCD screen.

3. Please back up the data on the hard drive regularly, this is especially important when sending the product for repair to prevent data loss. Damages such as keycaps falling off, broken support bars or rails under the keys of the included keyboard due to external factors are not covered by the free warranty service.

4. Damages to the included power adapter such as serious wear and tear, exposed wires, shattered housing, coming off or breaking of the output cord due to external factors are not covered by the free warranty service.

5. Do not unplug the power adapter and connector when the PC is powered on. Damages to the PC, power adapter and connector due to these operations are not covered by the free warranty service.

6. During the warranty period, the parts replaced for purpose of maintenance and repair belong to Shanghai Wanyoo Information Technology Co., Ltd.

7. If product upgrade is needed, please contact a local maintenance center of Shanghai Wanyoo Information Technology Co., Ltd. Do not take apart the PC without authorization, damage caused by such action is not covered by the free warranty service.

Unless otherwise stated, the warranty covers all and each of the hardware components provided by Wanyoo. Shanghai Wanyoo Information Technology Co., Ltd is not responsible for your software or data loss. Please contact the dealers if the parts provided by them break down. The following are not covered by the warranty: giveaways, pre-installed software, included manuals and the Three Guarantee Warranty.

**Shanghai Wanyoo Information Technology Co., Ltd.**

Service Hotline: + 86021-37793001

## **The Three Guarantees Warranty & Quality Certificate of Wanyoo All-in-One PC**

### **Product Information**

Product Model: \_\_\_\_\_

Product Serial Number: \_\_\_\_\_

Place of Origin: \_\_\_\_\_

Date of Manufacture: \_\_\_\_\_

### **Dealer's Information:**

Company: \_\_\_\_\_ Tel: \_\_\_\_\_

Company Address: \_\_\_\_\_

Postal Code: \_\_\_\_\_ Date of Purchase: \_\_\_\_\_

Date of Installation and Testing: \_\_\_\_\_ Invoice Number: \_\_\_\_\_

Dealer's Stamp (should overlap all the above columns):

### **Consumer's Information**

Consumer's Name: \_\_\_\_\_ Company: \_\_\_\_\_

Consumer's Address: \_\_\_\_\_

Postal Code: \_\_\_\_\_ Tel: \_\_\_\_\_ Consumer's Email: \_\_\_\_\_



## Statement on the Hazardous Substances of the Product

For the purpose of controlling and reducing the pollution caused by the wasted electronic information products (EIPs) to the environment, promoting the production and sale of low-pollution EIPs, and protecting the environment and human health, under the provisions and requirements specified in China's **Administrative Measures on the Control of Pollution Caused by Electronic Information Products**, we hereby state that the following substances contained in this product manufactured by Wanyoo Information Technology Co., Ltd. has met the requirements of Electronic Industry Standard of the People's Republic of China (SJ/T11364-2006)—**Marking for the Control of Pollution for Electronic Information Product**

This statement is based on what we currently know. Because we have no control over how the statement will be used, we (Shanghai Wanyoo Information Technology Co., Ltd.) give no express or implied warranties and assume no responsibility for the use of this information.

### Hazardous Substances of the Product and Their Contents

Part	Hazardous Substances or Elements					
	Pb	Hg	Cd	Cr (VI)	PBBs	PBDEs
PCB board	×	○	○	○	○	○
Structural component	○	○	○	○	○	○
Chip	○	○	○	○	○	○
Connector	○	○	○	○	○	○
Power adapter	○	○	○	○	○	○
Passive electronic component	○	○	○	○	○	○
Welded metal	○	○	○	○	○	○
Wire	×	○	○	○	○	○
Flux, thermal grease, labels and other supplies	○	○	○	○	○	○
○ indicates that this hazardous substance contained in all homogeneous materials of this part is below the limits specified in SJ/T 11363-2006. × indicates that this hazardous substance contained in at least one of the homogeneous materials of this part exceeds the limits specified in SJ/T 11363-2006.						

Note:

1. This table shows where these substances may be found in the product of the model provided by Shanghai Wanyoo Information Technology Co., Ltd.; these hazardous substances cannot be replaced due to global technological limitations. However, the information in the above table may be updated as technology develops.
- 2 Depending on the models, some of the parts listed above may or may not be a part of the purchased product. Please refer to the actual product as the final standard.
- 3 The rights of final interpretation of the parts defined in this table belongs to Shanghai Wanyoo Information Technology Co., Ltd.

FCC Warning:

This device complies with part 15 of the FCC Rules. Operation is subject to the following two conditions:

- (1) This device may not cause harmful interference, and
- (2) this device must accept any interference received, including interference that may cause undesired operation.

Any Changes or modifications not expressly approved by the party responsible for compliance could void the user's authority to operate the equipment.

Note: This equipment has been tested and found to comply with the limits for a Class B digital device, pursuant to part 15 of the FCC Rules. These limits are designed to provide reasonable protection against harmful interference in a residential installation. This equipment generates uses and can radiate radio frequency energy and, if not installed and used in accordance with the instructions, may cause harmful interference to radio communications. However, there is no guarantee that interference will not occur in a particular installation. If this equipment does cause harmful interference to radio or television reception, which can be determined by turning the equipment off and on, the user is encouraged to try to correct the interference by one or more of the following measures:

--Reorient or relocate the receiving antenna.

- Increase the separation between the equipment and receiver.
- Connect the equipment into an outlet on a circuit different from that to which the receiver is connected.
- Consult the dealer or an experienced radio/TV technician for help.