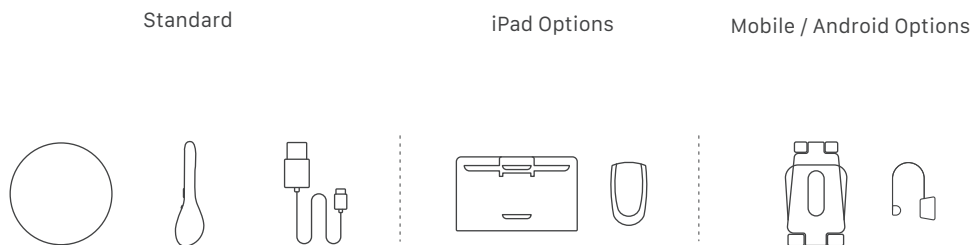


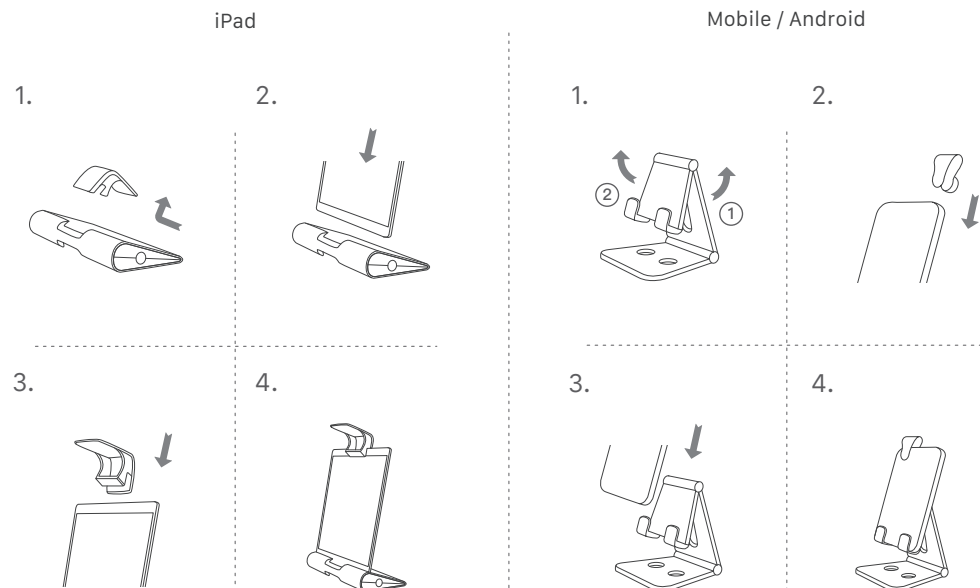
QUICK START GUIDE

<http://www.yeekawwand.com>

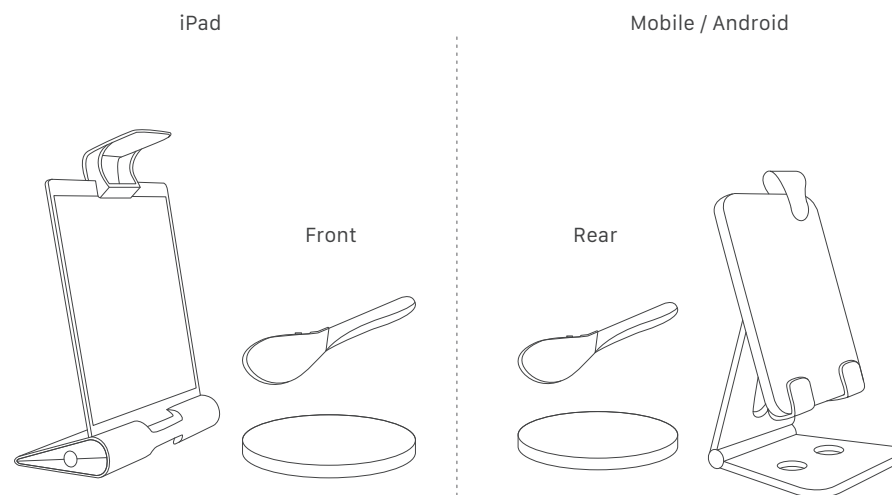
1. Packaging Content



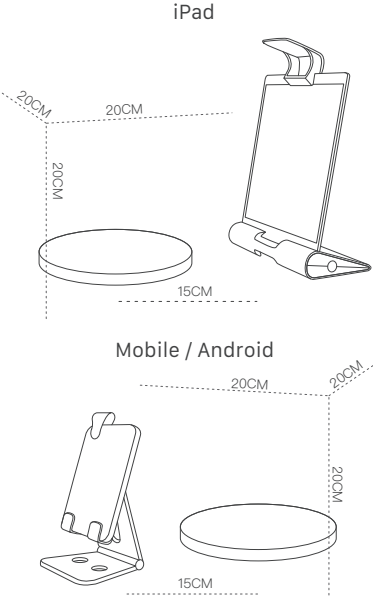
2. First Use



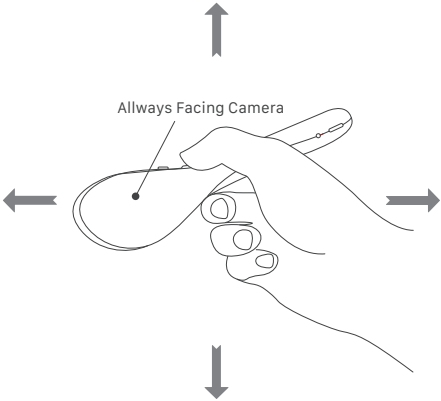
3. Usage



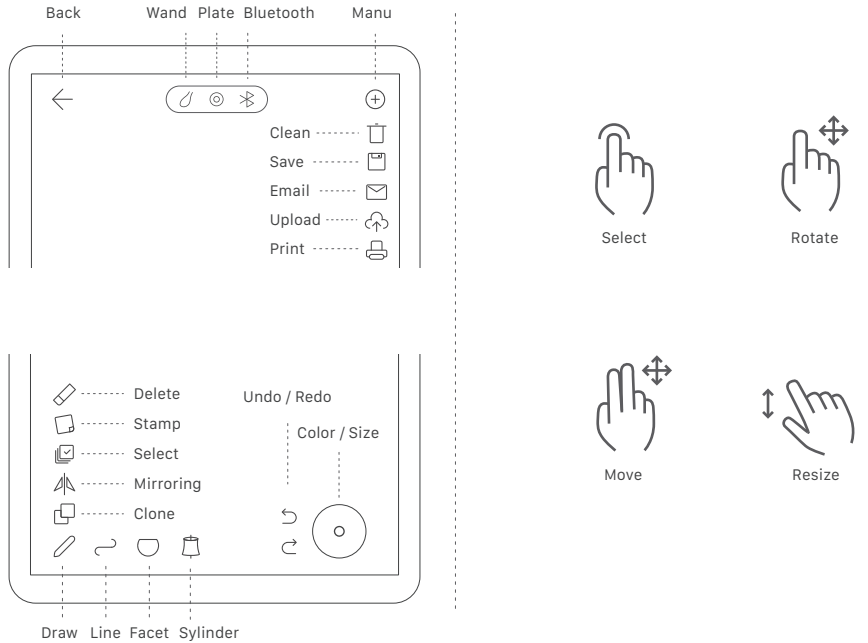
4. Build Volume



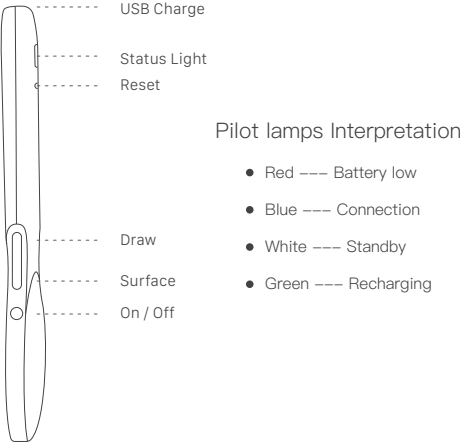
5. Gesture



8. Icons




6. Interface



7. Installation

1. Scan below QR code or go to www.yeehawwand.com/apps to download



2. In Apple Store or GooglePlay search Yeehaw Wand to download.

9. Terms



Warning:

Changes or modifications to this unit not expressly approved by the party responsible for compliance could void the user's authority to operate the equipment. Note: This equipment has been tested and found to comply with the limits for a Class B digital device, pursuant to Part 15 of the FCC Rules. These limits are designed to provide reasonable protection against harmful interference in a residential installation. This equipment generates, uses and can radiate radio frequency energy and, if not installed and used in accordance with the instructions, may cause harmful interference to radio communications. However, there is no guarantee that interference will not occur in a particular installation. If this equipment does cause harmful interference to radio or television reception, which can be determined by turning the equipment off and on, the user is encouraged to try to correct the interference by one or more of the following measures:

- Reorient or relocate the receiving antenna.
- Increase the separation between the equipment and receiver.
- Connect the equipment into an outlet on a circuit different from that to which the receiver is connected.
- Consult the dealer or an experienced radio/TV technician for help.

The device has been evaluated to meet general RF exposure requirement. The device can be used in portable exposure condition without restriction.

FCC ID: 2AK6A-W01

This device complies with Part 15 of the FCC Rules. Operation is subject to the following two conditions:

- (1) This device may not cause harmful interference, and
- (2) This device must accept any interference received, including interference that may cause undesired operation.

SAFETY AND MAINTENANCE

In order to achieve maximum safety while using your Yeehaw Wand, we suggest that you adopt the following guidelines:

1. Should you have trouble operating the device properly and troubleshooting does not work, unplug the device and contact us or go to www.yeehawwand.com/support for support. Do not attempt to service or fix the device yourself at any time.
2. Do not take apart the device (doing so will void your warranty) and do not attempt to operate it under adnormal current loads.
3. Keep the device away from liquid, humidity or moisture. Operate the device only within the specific temperature range of 16°C (60°F) to 40°C(104°F). Should off the device in order to let the temperature stabilize to an optimal level.

TECHNICAL SUPPORT

What you'll get:

1 year limited manufacturer's warranty.

Access to manual and free online technical support at www.yeehawwand.com/support

For further assistance, please send email to support@yeehaw3d.com



Choking hazard. Small parts. Not for children under 3yrs



Please don't touch the mirror

