

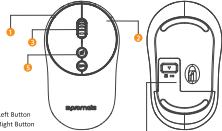
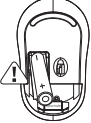

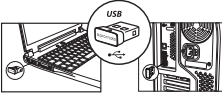


<div><h3>Wireless Mouse</h3><p>User Guide</p></div>	<div><div>English</div><h4>Introduction</h4><p>Click2 Wireless Optical Mouse is an ergonomic and reliable wireless optical mouse. It features a 3000/6000PI optical sensor for better accuracy and a Nano USB receiver so tiny that you can plug into your laptop or computer and forget about it. The Click2 has a working range of up to 30 meters, which is great for home and office use. It also comes with a sleep mode function to turn itself off when it's idle for some time, simply click on any button to wake it up.</p><h4>Packaging Contents</h4><ul style="list-style-type: none">Click2User Guide<h4>Features:</h4><ul style="list-style-type: none">Auto-Sleep Function: Automatic sleep mode turns the mouse off when you're not using it.20m Working Range: Work comfortably and with ease at your desk or away.Precision Tracking: The high-definition 3000/6000PI optical sensor tracks the mouse's movements with smooth accuracy for optimal performance and productivity.Plug & Play: Simply insert the wireless USB receiver into your device and you'll be up and scrolling quickly as the mouse driver will download and install automatically.One-Touch Show Desktop Button: Click your screen with just 1 click using the one touch "Show Desktop" button.Nano Receiver: The tiny receiver stays in your notebook or desktop without affecting other USB ports.Ergonomic Contoured Shape: The compact, ergonomic design helps keep you comfortable whenever you want to use your laptop—at home, at work, or on the go.2.4GHz Wireless Connection: Using a compact nano receiver, provides the ultimate freedom and mobility for your mouse with a completely reliable wireless connection so you can always be productive.Compatibility: Compatible with Windows® and Mac®.</div>	<div><div>English</div><h4>Precautions</h4><p>Please read all safety instructions and warnings thoroughly before using this product. Improper use of this product may result in damage to this or attached products.</p><ol style="list-style-type: none">Do not disassemble the device or attempt to fix it.Do not attempt to replace any part of this product. Battery is replaceable.Do not crush, puncture or dispose of in fire.Do not store or use the device in a high temperature environment, including intense sunlight or heat.Avoid excessive drops, bumps, abrasions and impacts.If there is any reason to believe that there is internal damage to the device, discontinue use immediately.If you find that the device is too hot, is emitting an odor, or is deformed, punctured or exhibits any suspicious or abnormal behavior, discontinue use immediately and contact our customer service.<h4>Appearance & Interface Description:</h4><ol style="list-style-type: none">Left ButtonRight ButtonScroll WheelBattery CaseOne-Touch Show Desktop Button</div>	<div><div>English</div><h4>Quick Start Guide:</h4><ol style="list-style-type: none">Remove the Battery case cover and insert the battery as shown in the image.Remove the Nano-USB receiver.</div>	<div><div>English</div><ol style="list-style-type: none">Insert the Nano-USB receiver into your Desktop PC or Laptop. The drivers will download and install automatically.</div>	<div><h4>FCC Information and Copyright</h4><p>This equipment has been tested and found to comply with the limits for a Class B digital device, pursuant to part 15 of the FCC Rules. These limits are designed to provide reasonable protection against harmful interference in a residential installation. This equipment generates, uses and can radiate radio frequency energy and, if not installed and used in accordance with the instructions, may cause harmful interference to radio communications. However, there is no guarantee that interference will not occur in a particular installation. If this equipment does cause harmful interference to radio or television reception, which can be determined by turning the equipment off and on, the user is encouraged to try to correct the interference by one or more of the following measures:</p><ul style="list-style-type: none">—Reorient or relocate the receiving antenna.—Increase the separation between the equipment and receiver.—Connect the equipment into an outlet on a circuit different from that to which the receiver is connected.—Consult the dealer or an experienced radio/TV technician for help.<p>This device complies with part 15 of the FCC Rules. Operation is subject to the following two conditions:</p><ol style="list-style-type: none">(1) This device may not cause harmful interference, and(2) this device must accept any interference received, including interference that may cause undesired operation.<p>Changes or modifications not expressly approved by the party responsible for compliance could void the user's authority to operate the equipment.</p></div>
---	--	---	---	---	---