



Test Set Up Photographs Radiated



Photograph 1: Front View Radiated Emissions – Below 1000 MHz Configuration



Photograph 2: Back View Radiated Emissions 30 MHz to 1000 Configuration



Photograph 3: Front View Radiated Emissions – Above 1000 MHz Configuration



Photograph 4: Back View Radiated Emissions – Above 1000 MHz Configuration



Photograph 5: Front View Conducted Emissions Worst-Case Configuration




Photograph 6: Back View Conducted Emissions Worst-Case Configuration

Reference Test Set Up Photographs



Photograph 7: Reference Photo of Test Setup for Emissions Below 30 MHz



Photograph 8: Reference Photo of Test Setup for Emissions From 30 MHz to 1000 MHz



Photograph 9: Reference Photo of Test Setup for Emissions Above 1000 MHz