



Certification Exhibit

**FCC ID: 2AJXX100612
IC: 22151-CP19HDRCZ01**

**FCC Rule Part: 15.247
ISED Canada's Radio Standards Specification: RSS-247**

Project: 72143533

**Manufacturer: Current Products Corp
Model: CP19HRCZ-01**

Test Setup Photos



Figure 1: Radiated Emissions – Front View – below 1 GHz - EUT on Side




Figure 2: Radiated Emissions – Back View – below 30 MHz - EUT on Side




Figure 3: Radiated Emissions – Back View – 30 MHz to 200 MHz - EUT on Side




Figure 4: Radiated Emissions – Back View - 200 MHz to 1 GHz - EUT on Side



Figure 5: Radiated Emissions – Front View – above 1 GHz – EUT on Side



Figure 6: Radiated Emissions – Back View – above 1 GHz – EUT on Side



Figure 7: Radiated Emissions – Front View – below 1 GHz – EUT Flat




Figure 8: Radiated Emissions – Back View – below 30 MHz – EUT Flat




Figure 9: Radiated Emissions – Back View –30 MHz 200 MHz – EUT Flat




Figure 10: Radiated Emissions – Back View – 200 MHz – 1 GHz – EUT Flat




Figure 11: Radiated Emissions – Front View – above 1 GHz – EUT Flat




Figure 12: Radiated Emissions – Back View – above 1 GHz – EUT Flat



Figure 13: Radiated Emissions – Front View – below 1 GHz – EUT Vertical




Figure 14: Radiated Emissions – Back View – below 30 MHz – EUT Vertical




Figure 15: Radiated Emissions – Back View –30 MHz 200 MHz – EUT Vertical




Figure 16: Radiated Emissions – Back View – 200 MHz – 1 GHz – EUT Vertical




Figure 17: Radiated Emissions – Front View – above 1 GHz – EUT Vertical




Figure 18: Radiated Emissions – Back View – above 1 GHz – EUT Vertical



Figure 19: Radiated Emissions – Front View – below 1 GHz – EUT with Alternate Back Cover




Figure 20: Radiated Emissions – Back View – below 30 MHz – EUT with Alternate Back Cover




Figure 21: Radiated Emissions – Back View –30 MHz 200 MHz – EUT with Alternate Back Cover




Figure 22: Radiated Emissions – Back View – 200 MHz – 1 GHz – EUT with Alternate Back Cover




Figure 23: Radiated Emissions – Front View – above 1 GHz – EUT with Alternate Back Cover




Figure 24: Radiated Emissions – Back View – above 1 GHz – EUT with Alternate Back Cover



Figure 25: RF Conducted Emissions