



Fitness Wristband User Manual



Model: AT-01

Welcome

Enrich your daily life with Archon Fitness wristband through jogging, running, sporting, sharing with your friends, games and entertainment. Archon tracks steps taken, distance travelled, calories burned and active moments throughout the day. At nighttime, Archon Touch tracks your sleep status and sleep quality.

Archon Buddy motivate you, keep you moving and energetic, make you and your family fun, healthy and fit.

Archon buddy will give you challenge at times, it is a powerful force for everyday fitness.

All Archon fitness wristband can synchronize wirelessly (Bluetooth 4.0) with your mobile phone that runs Android (4.3 or above) or IOS 8.x, 9.x system iPhone 4S or above.

Package includes:

Archon Touch Fitness Wristband 1 pc
Charge Clip 1 pc
Charging Cable 1 pc
User Manual 1 pc



Knowing your Archon Touch



3 Sensors



Sweep (left or right) across 3 sensors



Sweep from right to left



Double Click



Press and Hold for 3 seconds



Click

1. Charging 16:38 05/28

Attach charging clip to the back of your Archon Touch. Connect the USB port of charging adapter to the micro USB port of the charge clip. The screen will then display a charging icon and it takes around 2 hours to charge up.

****Do not use portable charger or power bank for charging****

****Please make sure charge clip is aligned correctly as indicated below****



2. Low Power LOW POWER

When the battery is in low power, your Archon Touch will vibrate and the screen will show a low power icon.

3. Setup with your Mobile

Mobile Device Compatibility

Apple IOS Device: Support all iPhone 4S or above, iPad 3 or above. Support iOS 8.x, 9.x system

Android Device: Support Android 4.3 or above with Bluetooth Smart 4.0. Archon runs with mobile phone using standard Bluetooth Smart 4.0 protocol, those mobile with non-standard Bluetooth protocol will affect pairing and consistency.

4. Setup Procedure

4.1 Download Archon App

Download Archon App directly from Archon website, Apple Store or Google Play.

www.archonglobal.net (INTERNATIONAL)

www.archon.com.hk (HONG KONG)

Apple store



Google Play



4.2 Bluetooth Pairing

- Charge up your Archon Touch.
- Turn on Bluetooth of your mobile Device.
- Start Archon app on your mobile phone.
- Sign up if you are a new member or log-in with your existing account.
- Go to “Setting”, select “Devices” and “+” next to the Fitness Wristband.
- Select Archon Touch and place your Archon Touch close to your phone before start pairing.
- If there is more than one Archon Touch nearby, the one closest to your phone will be paired automatically.
- Archon Touch will show “Device paired successfully” with a short vibration if pairing is successful.






- If firmware upgrade is available, you can upgrade to the latest firmware version.
- If you want to use notification function of the Archon Touch, you need to go to the phone system setting and grant permission of the Archon App to access system notification of your mobile device.

- If you want to pair your mobile phone with another Archon Touch, you need to unpair the current one and click on setup to pair a new device.

Please make sure your mobile phone and Archon Touch are within operating distance


5. Synchronize Archon Touch data with Archon app

Archon Touch will keep 7 days record on the device, you are recommended to synchronize at least once a day and keep yourself update to news from Archon.


- Open your Archon app.
- On the main activity screen, press the sync  icon at the upper right corner of the Activities page.
- Your Archon Touch will display a sync icon  and start to sync. After synchronization, it will display a time, date and battery status icon .

6. Display

6.1 Time, Date and Battery Status

Double click  to turn on the screen of your Archon Touch, and it will show the time, date and battery status. Press and hold the time display for 3 seconds to switch between different (horizontal and vertical) time displays.


6.2 Pedometer in steps

1st Sweep  will show number of steps walked or run during the day.






6.3 Distance in KM

2nd Sweep  will show distance walked or run during the day.




6.4 Calories in KCAL

3rd Sweep  will show your calories burnt during the day based on general metabolic rate.

6.5 Stop Watch

4th Sweep  will show a stop watch icon. Click  to start,  to pause,  to resume and  to reset.

6.6 Sleep Mode

Archon Touch monitors your sleep quality while you are asleep. 5th Sweep  will show a sleep icon . Press and hold for 3 seconds  until a vibration that will switch your Archon Touch from Sport mode to Sleep mode. Or you can use the Archon app to set the “Auto Sleep” time. .

While you are sleeping, Archon Touch can identify light sleep, deep sleep and awake sleep cycle and record them. Every day after 6 am in the morning, Archon Touch can automatically detect if you are awake and switch from Sleep mode back to Sport mode. You can review your sleep status at Archon app after synchronize data to your mobile.

6.7 Flip

6th Sweep  will show a flip icon. If you want to flip the screen, you need to press and hold for 3 seconds  until it shows a confirmation icon . Click the tick to confirm or the cross to cancel.

6.8 Notification

You can enable or disable different notification options in the Archon App to best fit your needs:



In-call Notification

Email Notification

Daily Schedule Notification

Social Media Notification

SMS Notification

Missed Call Notification

- Open Archon app, find Notification setting and turn on the notification you want to receive.
- Make sure Bluetooth is enabled on your mobile device, and Archon Touch is within operating distance.
- In the settings page, go to device setting and save your notification selection to the Archon Touch.
- When your mobile device and Archon Touch are within operating range, you will be able to receive notification that you selected, and your Archon Touch will vibrate to alert you when you receive email and SMS.
- After switched to sleep mode, all notification will be turned off.

Below are examples for notifications:

