



TEST REPORT

Report No.: SHE23060106-02AE

Date: 2023-10-18

Page 1 of 155

Applicant : SIMCom Wireless Solutions Limited
Address of Applicant : SIMCom Headquarters Building, Building 3, No.289
Linhong Road, Changning District, Shanghai,China

Product Name : LTE Wireless Data Module
Brand Name : SIMCom
Model Name : SIM8918NA
Sample Acquisition Method : Sent by Client

Sample No. : E23060106-02#01

FCC ID : 2AJYU-8XRA002
ISED Number : 23761-8XRA002

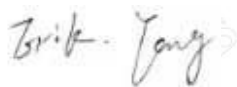
Standards : FCC CFR47 Part 2
RSS-Gen
(Others refer to chapter 1.4)

Date of Receipt : 2023-09-06
Date of Test : 2023-09-06~ 2023-10-17
Date of Issue : 2023-10-18

Remark:

This report details the results of the testing carried out on one sample, the results contained in this report do not relate to other samples of the same product. The manufacturer should ensure that all products in series production are in conformity with the product sample detailed in this report.

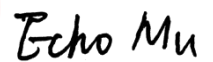
Prepared by:


(Erik Yang)

Reviewed by:


(Jennifer Zhou)

Approved by:



(Authorized signatory: Echo Mu)





TEST REPORT

Report No.: SHE23060106-02AE

Date: 2023-10-18

Page 2 of 155

Contents

1 GENERAL INFORMATION	4
1.1 TESTING LABORATORY	4
1.2 DETAILS OF APPLICATION	4
1.3 DETAILS OF EUT	4
1.4 TEST METHODOLOGY	6
1.5 TEST VERDICT	7
2 TEST CONDITION	9
2.1 ENVIRONMENTAL CONDITIONS	9
2.2 TEST ENVIRONMENTS	9
2.3 EQUIPMENT LIST	9
2.4 MEASUREMENT UNCERTAINTY	10
3 TEST SET-UP AND OPERATION MODES	12
3.1 DETAILS OF TEST MODE	12
3.2 TEST SETUP DIAGRAM	15
4 TEST ITEMS	18
4.1 TRANSMITTER RADIATED POWER (EIRP/ERP)	18
4.1.1 Limit	18
4.1.2 Test Procedures	18
4.1.3 Test Result	19
4.2 PEAK-TO-AVERAGE RATIO	20
4.2.1 Limit	20
4.2.2 Test Procedures	20
4.2.3 Test Result	20
4.3 OCCUPIED BANDWIDTH	21
4.3.1 Limit	21
4.3.2 Test Procedures	21
4.3.3 Test Result	21
4.4 FREQUENCY STABILITY	22
4.4.1 Limit	22
4.4.2 Test Procedures	23
4.4.3 Test Result	23
4.5 SPURIOUS EMISSION AT ANTENNA TERMINALS	24
4.5.1 Limit	24
4.5.2 Test Procedures	25
4.5.3 Test Result	26
4.6 BAND EDGE	27



TEST REPORT

Report No.: SHE23060106-02AE

Date: 2023-10-18

Page 3 of 155

4.6.1	Limit	27
4.6.2	Test Procedures	28
4.6.3	Test Result	29
4.7	FIELD STRENGTH OF SPURIOUS RADIATION	30
4.7.1	Limit	30
4.7.2	Test Procedures	31
4.7.3	Test Result	32
4.8	AC POWER-LINE CONDUCTED EMISSIONS	33
4.8.1	Limit	33
4.8.2	Test Procedures	33
4.8.3	Test Result	33
4.9	RECEIVER SPURIOUS EMISSIONS	34
4.9.1	Limit	34
4.9.2	Test Procedures	35
4.9.3	Test Result	35
5	TEST RESULTS	36
5.1.1	Transmitter Radiated Power (EIRP/ERP)	36
5.1.2	Peak to Average Ratio	96
5.1.3	Occupied Bandwidth	102
5.1.4	Frequency Stability	111
5.1.5	Spurious Emission at Antenna Terminals	119
5.1.6	Band Edge	128
5.1.7	Field Strength of Spurious Radiation	140
5.1.8	AC Power-line Conducted Emissions	143
5.1.9	Receiver Spurious Emissions	145
6	PHOTOS	149
6.1	PHOTOGRAPHS OF THE SAMPLE	149
6.2	SET-UP FOR CONDUCTED EMISSIONS	153
6.3	SET-UP FOR CONDUCTED RF TEST AT ANTENNA PORT	153
6.4	SET-UP FOR SPURIOUS EMISSIONS BELOW 1GHZ	154
6.5	SET-UP FOR SPURIOUS EMISSIONS ABOVE 1GHZ	154



TEST REPORT

Report No.: SHE23060106-02AE

Date: 2023-10-18

Page 4 of 155

1 General Information

1.1 Testing Laboratory

ISED CAB identifier #	CN0081
Company Name	ICAS Testing Technology Service (Shanghai) Co., Ltd.
Address	No.1298 Pingan Road, Minhang District, Shanghai, China
Telephone	0086 21-51682999
Fax	0086 21-54711112
Homepage	www.icasiso.com



1.2 Details of Application

Company Name	SIMCom Wireless Solutions Limited
Address	SIMCom Headquarters Building, Building 3, No.289 Linhong Road, Changning District, Shanghai, China
Contact Person	Yongsheng Li
Telephone	+86 21 3252 3134
Email	yongsheng.li@simcom.com
Manufacturer Company Name	SIMCom Wireless Solutions Limited
Address	SIMCom Headquarters Building, Building 3, No.289 Linhong Road, Changning District, Shanghai, China
Factory Company Name	SIMCom Wireless Solutions Limited
Address	SIMCom Headquarters Building, Building 3, No.289 Linhong Road, Changning District, Shanghai, China

1.3 Details of EUT

Product Name	LTE Wireless Data Module		
Brand Name	SIMCom		
Test Model Name	SIM8918NA		
FCC ID	2AJYU-8XRA002		
ISED Number	23761-8XRA002		
Mode of Operation	WCDMA/HSDPA/HSUPA Band II/IV/V LTE FDD Band 2/4/5/7/12/13/17/25/66/71 LTE TDD Band 41		
Frequency Range	Band	Tx (MHz)	Rx (MHz)
	WCDMA Band II	1850 ~ 1910	1930 ~ 1990
	WCDMA Band IV	1710 ~ 1755	2110 ~ 2155
	WCDMA Band V	824 ~ 849	869 ~ 894
	LTE FDD Band 2	1850 ~ 1910	1930 ~ 1990
	LTE FDD Band 4	1710 ~ 1755	2110 ~ 2155



TEST REPORT

Report No.: SHE23060106-02AE

Date: 2023-10-18

Page 5 of 155

	LTE FDD Band 5	824 ~ 849	869 ~ 894
	LTE FDD Band 7	2500 ~ 2570	2620 ~ 2690
	LTE FDD Band 12	699 ~ 716	729 ~ 746
	LTE FDD Band 13	777 ~ 787	746 ~ 756
	LTE FDD Band 17	704 ~ 716	734 ~ 746
	LTE FDD Band 25	1850 ~ 1915	1930 ~ 1995
	LTE TDD Band 41	2496 ~ 2690	2496 ~ 2690
	LTE FDD Band 66	1710 ~ 1780	2110 ~ 2200
	LTE TDD Band 71	663 ~ 698	617 ~ 652
Modulation Type	WCDMA	QPSK	
	HSDPA/HSUPA	QPSK	
		16QAM	
	LTE	QPSK	
16QAM			
Power Class	WCDMA/HSDPA/HSUPA Band II: 3 WCDMA/HSDPA/HSUPA Band IV: 3 WCDMA/HSDPA/HSUPA Band V: 3 LTE FDD Band 2: 3 LTE FDD Band 4: 3 LTE FDD Band 5: 3 LTE FDD Band 7: 3 LTE FDD Band 12: 3 LTE FDD Band 13: 3 LTE FDD Band 17: 3 LTE FDD Band 25: 3 LTE TDD Band 41: 3 LTE FDD Band 66: 3 LTE FDD Band 71: 3		
Antenna Type	External Antenna		
Antenna Gain	WCDMA/HSDPA/HSUPA Band II: 2.12 dBi WCDMA/HSDPA/HSUPA Band IV: 2.95 dBi WCDMA/HSDPA/HSUPA Band V: 0.64 dBi LTE FDD Band 2: 2.12 dBi LTE FDD Band 4: 2.95 dBi LTE FDD Band 5: 0.64 dBi LTE FDD Band 7: 2.90 dBi LTE FDD Band 12: 1.57 dBi LTE FDD Band 13: 2.23 dBi LTE FDD Band 17: 1.57 dBi LTE FDD Band 25: 1.87 dBi		



TEST REPORT

Report No.: SHE23060106-02AE

Date: 2023-10-18

Page 6 of 155

	LTE TDD Band 41: 2.90 dBi LTE FDD Band 66: 2.95 dBi LTE FDD Band 71: 0.22 dBi
Extreme Temperature Range	-35°C~ +75°C
Hardware Version	8XR000-SIM8918_V1.03
Software Version	SIM8918B01V01
Test SW Version	BL410_R;BL410_E

1.4 Test Methodology

47 CFR Part 2	Frequency Allocations and Radio Treaty Matters; General Rules and Regulations
47 CFR Part 22 Subpart H	Public Mobile Services
47 CFR Part 24 Subpart E	Personal Communications Services
47 CFR Part 27	Miscellaneous Wireless Communications Services
RSS-Gen Issue 5	General Requirements and Information for the Certification of Radio Apparatus
RSS-130 Issue 2	Equipment Operating in the Frequency Bands 617-652 MHz, 663-698 MHz, 698-756 MHz and 777-787 MHz
RSS-132 Issue 4	Cellular Telephone Systems Operating in the Bands 824-849 MHz and 869-894 MHz
RSS-133 Issue 6	2 GHz Personal Communications Services
RSS-139 Issue 4	Advanced Wireless Services (AWS) Equipment Operating in the Bands 1710-1780 MHz and 2110-2180 MHz
RSS-199 Issue 4	Broadband Radio Service (BRS) Equipment Operating in the Band 2500–2690 MHz
ANSI/TIA-603-E-2016	Land Mobile FM or PM Communications Equipment Measurement and Performance Standards
ANSI C63.26:2015	American National Standard for Compliance Testing of Transmitters Used in Licensed Radio Services
KDB 971168 D01 v03	Measurement Guidance for Certification of Licensed Digital Transmitters

Note(s):

All test items were verified and recorded according to the standards and without any addition/deviation/exclusion during the test.



TEST REPORT

Report No.: SHE23060106-02AE

Date: 2023-10-18

Page 7 of 155

1.5 Test Verdict

No.	FCC Part No.	ISED Part No.	Description	Test Result	Verdict
1	2.1046	RSS-Gen 6.12 RSS-130 4.4 RSS-132 5.4 RSS-133 6.4 RSS-139 6.5 RSS-199 4.4	Conducted RF Output Power	Reporting Only Clause 5.1.1	PASS
2	2.1046 22.913 24.232 27.50	RSS-Gen 6.12 RSS-130 4.4 RSS-132 5.4 RSS-133 6.4 RSS-139 6.5 RSS-199 4.4	Effective (Isotropic) Radiated Power	Clause 5.1.1	PASS
3	2.1046 24.232(d) 27.50(d)	RSS-130 4.4 RSS-132 5.4 RSS-133 6.4 RSS-139 6.5 RSS-199 4.4	Peak to Average Ratio	Clause 5.1.2	PASS
4	2.1049 22.917 24.238 27.53	RSS-Gen 6.6	Occupied Bandwidth	Clause 5.1.3	PASS
5	2.1055 22.355 24.235 27.54	RSS-Gen 6.11 RSS-130 4.3 RSS-132 5.3 RSS-133 6.3 RSS-139 6.4 RSS-199 4.3	Frequency Stability	Clause 5.1.4	PASS
6	2.1051 22.917 24.238 27.53	RSS-Gen 6.13 RSS-130 4.6 RSS-132 5.5 RSS-133 6.5 RSS-139 6.6 RSS-199 4.5	Spurious Emission at Antenna Terminals	Clause 5.1.5	PASS
7	2.1051 22.917 24.238 27.53	RSS-130 4.6 RSS-132 5.5 RSS-133 6.5 RSS-139 6.6 RSS-199 4.5	Band Edge	Clause 5.1.6	PASS



TEST REPORT

Report No.: SHE23060106-02AE

Date: 2023-10-18

Page 8 of 155

8	2.1051 22.917 24.238 27.53	RSS-Gen 6.13 RSS-130 4.6 RSS-132 5.5 RSS-133 6.5 RSS-139 6.6 RSS-199 4.5	Field Strength of Spurious Radiation	Clause 5.1.7	PASS
9	N/A	RSS-Gen 8.8	AC Power-Line Conducted Emissions	Clause 5.1.8	PASS
10	N/A	RSS-Gen 7 RSS-132 5.6 RSS-133 6.6	Receiver Spurious Emissions	Clause 5.1.9	PASS



TEST REPORT

Report No.: SHE23060106-02AE

Date: 2023-10-18

Page 9 of 155

2 Test Condition

2.1 Environmental conditions

Temperature (°C)	18-25
Humidity (%RH)	40-65
Barometric Pressure (mbar)	960-1060

2.2 Test Environments

During the measurement, the environmental conditions were within the listed ranges:

Test Voltage	NV (Normal Voltage)	3.90 V
	LV (Low Voltage)	3.40 V
	HV (High Voltage)	4.40 V
Test Temperature	NT (Normal Temperature)	+25 °C
	LT (Low Temperature)	-35 °C
	HT (High Temperature)	+75 °C

2.3 Equipment List

Name of Equipment	Manufacturer	Model	Serial No.	Cal. Date	Cal. Due
Spectrum Analyzer	Keysight	N9020A	MY54101709	2023-07-27	2024-07-26
Spectrum Analyzer	Keysight	N9020B	MY59260184	2023-07-27	2024-07-26
Spectrum Analyzer	Rohde & Schwarz	FSV40N	101450	2023-06-08	2024-06-07
EMI Test Receiver	Rohde & Schwarz	ESPI3	100173	2023-06-08	2024-06-07
EMI Test Receiver	Rohde & Schwarz	ESR7	101911	2023-06-08	2024-06-07
V-network	SCHWARZBECK	NSLK8127	8127-902	2023-06-07	2024-06-06
Wideband Radio Communication Tester	Rohde & Schwarz	CMW500	100687	2023-07-27	2024-07-26
Wideband Radio Communication Tester	Rohde & Schwarz	CMW500	150835	2023-07-27	2024-07-26
DC Power Supply	ITECH	IT6952A	N/A	2022-06-07	2024-06-06
Temperature Chamber	ESPEC	ECT-2	055239A	2021-12-29	2023-12-28
Broadband Antenna	SCHWARZBECK	VULB9163	9163-1037	2023-03-22	2025-03-21
Horn Antenna-18G	SCHWARZBECK	BBHA9120D	9120D-1775	2023-06-13	2025-06-12
Loop Antenna	SCHWARZBECK	FMZB 1513	N/A	2023-06-09	2024-06-08



TEST REPORT

Report No.: SHE23060106-02AE

Date: 2023-10-18

Page 10 of 155

Horn Antenna-40G	YINGLIAN	LB-180400-KF	N/A	2023-06-18	2025-06-17
EMC chamber 9*6*6 (L*W*H)	CHANGNING	966	N/A	2023-06-09	2024-06-08
Shielded Room 8*5*4 (L*W*H)	CHANGNING	854	N/A	2023-06-09	2025-06-08
Test Software	BL	BL410_E	Version:1.0.0.117	N/A	N/A
Test Software	BL	BL410_R	Version:2.1.1.409	N/A	N/A

2.4 Measurement Uncertainty

FCC Part No.	ISED Part No.	Description	Uncertainty
2.1046	RSS-Gen 6.12 RSS-130 4.4 RSS-132 5.4 RSS-133 6.4 RSS-139 6.5 RSS-199 4.4	Conducted RF Output Power	±0.69dB
2.1046 24.232(d) 27.50(d)	RSS-130 4.4 RSS-132 5.4 RSS-133 6.4 RSS-139 6.5 RSS-199 4.4	Peak to Average Ratio	±0.015%
2.1049 22.917 24.238 27.53	RSS-Gen 6.6	Occupied Bandwidth	±30kHz
2.1055 22.355 24.235 27.54	RSS-Gen 6.11 RSS-130 4.3 RSS-132 5.3 RSS-133 6.3 RSS-139 6.4 RSS-199 4.3	Frequency Stability	±12Hz
2.1051 22.917 24.238 27.53	RSS-Gen 6.13 RSS-130 4.6 RSS-132 5.5 RSS-133 6.5 RSS-139 6.6 RSS-199 4.5	Spurious Emission at Antenna Terminals	±2.84dB
2.1051 22.917 24.238 27.53	RSS-130 4.6 RSS-132 5.5 RSS-133 6.5 RSS-139 6.6 RSS-199 4.5	Band Edge	±2.84dB



TEST REPORT

Report No.: SHE23060106-02AE

Date: 2023-10-18

Page 11 of 155

2.1051 22.917 24.238 27.53	RSS-Gen 6.13 RSS-130 4.6 RSS-132 5.5 RSS-133 6.5 RSS-139 6.6 RSS-199 4.5	Field Strength of Spurious Radiation	±5.00dB
N/A	RSS-Gen 8.8	AC Power-Line Conducted Emissions	±2.68 dB
N/A	RSS-Gen 7 RSS-132 5.6 RSS-133 6.6	Receiver Spurious Emissions	±5.00dB



TEST REPORT

Report No.: SHE23060106-02AE

Date: 2023-10-18

Page 12 of 155

3 Test Set-up and Operation Modes

3.1 Details of Test Mode

Test Item	Test Mode	Test Channel		
		LCH	MCH	HCH
Effective (Isotropic) Radiated Power	WCDMA Band II	v	v	v
	WCDMA Band IV	v	v	v
	WCDMA Band V	v	v	v
	HSDPA Band II	v	v	v
	HSDPA Band IV	v	v	v
	HSDPA Band V	v	v	v
	HSUPA Band II	v	v	v
	HSUPA Band IV	v	v	v
Peak to Average Ratio	WCDMA Band II	v	v	v
	WCDMA Band IV	v	v	v
	WCDMA Band V	v	v	v
Occupied Bandwidth	WCDMA Band II	v	v	v
	WCDMA Band IV	v	v	v
	WCDMA Band V	v	v	v
Frequency Stability	WCDMA Band II	v	v	v
	WCDMA Band IV	v	v	v
	WCDMA Band V	v	v	v
Spurious Emission at Antenna Terminals	WCDMA Band II	v	v	v
	WCDMA Band IV	v	v	v
	WCDMA Band V	v	v	v
Band Edge	WCDMA Band II	v	-	v
	WCDMA Band IV	v	-	v
	WCDMA Band V	v	-	v
Field Strength of Spurious Radiation	WCDMA Band II	v	v	v
	WCDMA Band IV	v	v	v
	WCDMA Band V	v	v	v
AC Power-Line Conducted Emissions	WCDMA Band II	v	v	v
	WCDMA Band IV	v	v	v
	WCDMA Band V	v	v	v
Receiver Spurious Emissions	WCDMA Band II	v	v	v
	WCDMA Band IV	v	v	v
	WCDMA Band V	v	v	v

Note(s):



TEST REPORT

Report No.: SHE23060106-02AE

Date: 2023-10-18

Page 13 of 155

The mark 'v' means that this configuration is chosen for testing.

Test Item	LTE Band	Bandwidth (MHz)						Modulation Type		RB#			Test Channel		
		1.4	3	5	10	15	20	QPSK	16QAM	1	Half	Full	LCH	MCH	HCH
Effective (Isotropic) Radiated Power	2	v	v	v	v	v	v	v	v	v	v	v	v	v	v
	4	v	v	v	v	v	v	v	v	v	v	v	v	v	v
	5	v	v	v	v	n	n	v	v	v	v	v	v	v	v
	7	n	n	v	v	v	v	v	v	v	v	v	v	v	v
	12	v	v	v	v	n	n	v	v	v	v	v	v	v	v
	13	n	n	v	v	n	n	v	v	v	v	v	v	v	v
	17	n	n	v	v	n	n	v	v	v	v	v	v	v	v
	25	v	v	v	v	v	v	v	v	v	v	v	v	v	v
	41	n	n	v	v	v	v	v	v	v	v	v	v	v	v
	66	v	v	v	v	v	v	v	v	v	v	v	v	v	v
71	n	n	v	v	v	v	v	v	v	v	v	v	v	v	
Peak to Average Radio	2	--	--	--	--	--	v	v	v	v	--	v	v	v	v
	4	--	--	--	--	--	v	v	v	v	--	v	v	v	v
	5	--	--	--	v	n	n	v	v	v	--	v	v	v	v
	7	n	n	--	--	--	v	v	v	v	--	v	v	v	v
	12	--	--	--	v	n	n	v	v	v	--	v	v	v	v
	13	n	n	--	v	n	n	v	v	v	--	v	v	v	v
	17	n	n	--	v	n	n	v	v	v	--	v	v	v	v
	25	--	--	--	--	--	v	v	v	v	--	v	v	v	v
	41	n	n	--	--	--	v	v	v	v	--	v	v	v	v
	66	--	--	--	--	--	v	v	v	v	--	v	v	v	v
71	n	n	--	--	--	v	v	v	v	--	v	v	v	v	
Occupied Bandwidth	2	v	v	v	v	v	v	v	v	--	--	v	v	v	v
	4	v	v	v	v	v	v	v	v	--	--	v	v	v	v
	5	v	v	v	v	n	n	v	v	--	--	v	v	v	v
	7	n	n	v	v	v	v	v	v	--	--	v	v	v	v
	12	v	v	v	v	n	n	v	v	--	--	v	v	v	v
	13	n	n	v	v	n	n	v	v	--	--	v	v	v	v
	17	n	n	v	v	n	n	v	v	--	--	v	v	v	v
	25	v	v	v	v	v	v	v	v	--	--	v	v	v	v
	41	n	n	v	v	v	v	v	v	--	--	v	v	v	v
	66	v	v	v	v	v	v	v	v	--	--	v	v	v	v
71	n	n	v	v	v	v	v	v	--	--	v	v	v	v	
Frequency Stability	2	--	--	--	v	--	--	v	v	--	--	v	--	v	--
	4	--	--	--	v	--	--	v	v	--	--	v	--	v	--
	5	--	--	--	v	n	n	v	v	--	--	v	--	v	--
	7	n	n	--	v	--	--	v	v	--	--	v	--	v	--
	12	--	--	--	v	n	n	v	v	--	--	v	--	v	--
	13	n	n	--	v	n	n	v	v	--	--	v	--	v	--



TEST REPORT

Report No.: SHE23060106-02AE

Date: 2023-10-18

Page 14 of 155

	17	n	n	--	v	n	n	v	v	--	--	v	--	v	--
	25	--	--	--	v	--	--	v	v	--	--	v	--	v	--
	41	n	n	--	v	--	--	v	v	--	--	v	--	v	--
	66	--	--	--	v	--	--	v	v	--	--	v	--	v	--
	71	n	n	--	v	--	--	v	v	--	--	v	--	v	--
Spurious Emission at Antenna Terminals	2	v	v	v	v	v	v	v	v	v	--	--	v	v	v
	4	v	v	v	v	v	v	v	v	v	--	--	v	v	v
	5	v	v	v	v	n	n	v	v	v	--	--	v	v	v
	7	n	n	v	v	v	v	v	v	v	--	--	v	v	v
	12	v	v	v	v	n	n	v	v	v	--	--	v	v	v
	13	n	n	v	v	n	n	v	v	v	--	--	v	v	v
	17	n	n	v	v	n	n	v	v	v	--	--	v	v	v
	25	v	v	v	v	v	v	v	v	v	--	--	v	v	v
	41	n	n	v	v	v	v	v	v	v	--	--	v	v	v
	66	v	v	v	v	v	v	v	v	v	--	--	v	v	v
	71	n	n	v	v	v	v	v	v	--	--	v	v	v	
Band Edge	2	v	v	v	v	v	v	v	v	v	--	v	v	--	v
	4	v	v	v	v	v	v	v	v	v	--	v	v	--	v
	5	v	v	v	v	n	n	v	v	v	--	v	v	--	v
	7	n	n	v	v	v	v	v	v	v	--	v	v	--	v
	12	v	v	v	v	n	n	v	v	v	--	v	v	--	v
	13	n	n	v	v	n	n	v	v	v	--	v	v	--	v
	17	n	n	v	v	n	n	v	v	v	--	v	v	--	v
	25	v	v	v	v	v	v	v	v	v	--	v	v	--	v
	41	n	n	v	v	v	v	v	v	v	--	v	v	--	v
	66	v	v	v	v	v	v	v	v	v	--	v	v	--	v
	71	n	n	v	v	v	v	v	v	--	v	v	--	v	
Field Strength of Spurious Radiation	2	v	v	v	v	v	v	v	--	v	--	--	--	v	--
	4	v	v	v	v	v	v	v	--	v	--	--	--	v	--
	5	v	v	v	v	n	n	v	--	v	--	--	--	v	--
	7	n	n	v	v	v	v	v	--	v	--	--	--	v	--
	12	v	v	v	v	n	n	v	--	v	--	--	--	v	--
	13	n	n	v	v	n	n	v	--	v	--	--	--	v	--
	17	n	n	v	v	n	n	v	--	v	--	--	--	v	--
	25	v	v	v	v	v	v	v	--	v	--	--	--	v	--
	41	n	n	v	v	v	v	v	--	v	--	--	--	v	--
	66	v	v	v	v	v	v	v	--	v	--	--	--	v	--
	71	n	n	v	v	v	v	v	--	v	--	--	--	v	--

Note(s):

The mark 'v' means that this configuration is chosen for testing.
The mark 'n' means that this bandwidth is not supported.



TEST REPORT

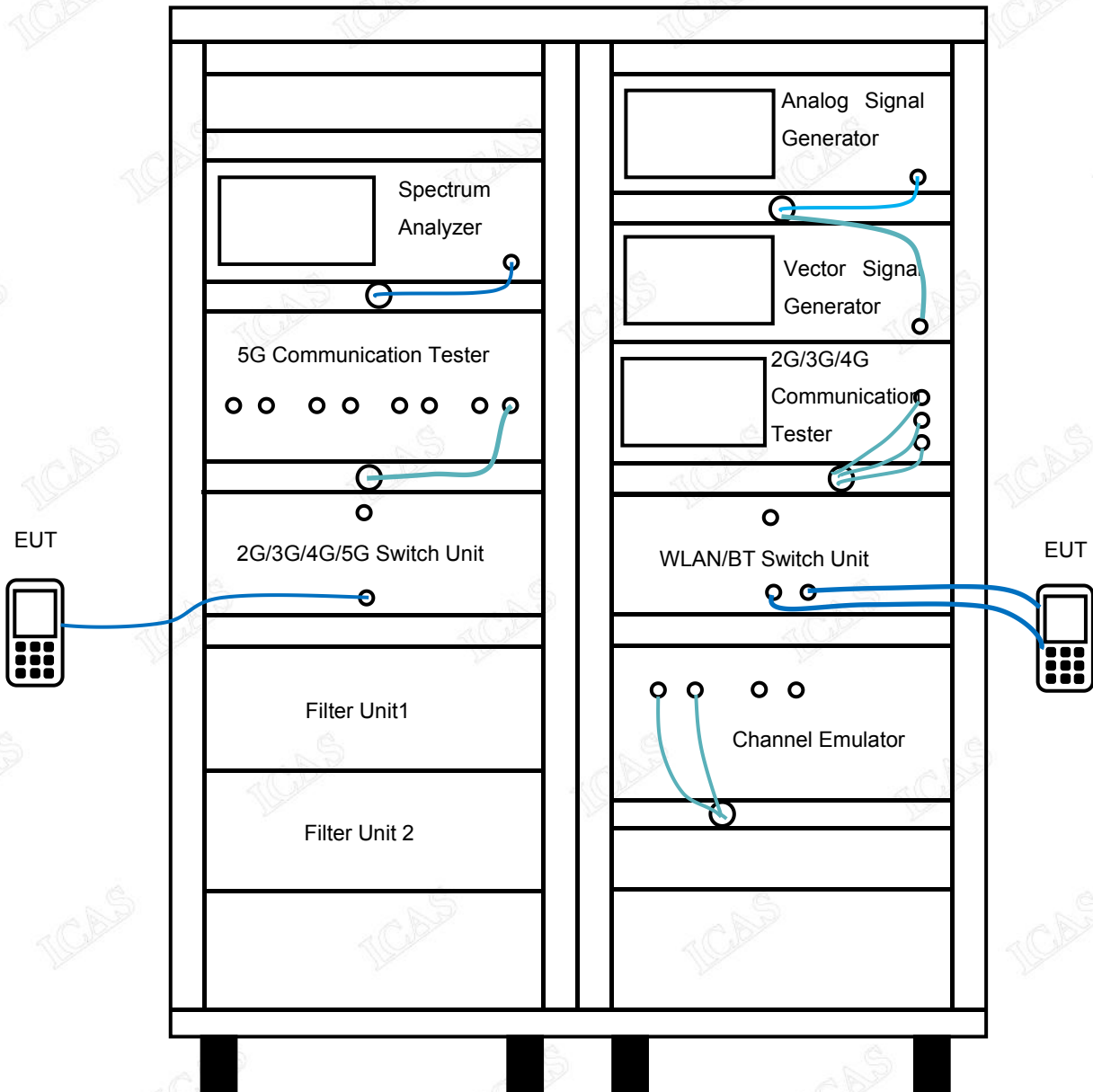
Report No.: SHE23060106-02AE

Date: 2023-10-18

Page 15 of 155

3.2 Test Setup Diagram

Diagram of Measurement Equipment Configuration for Antenna Port Test





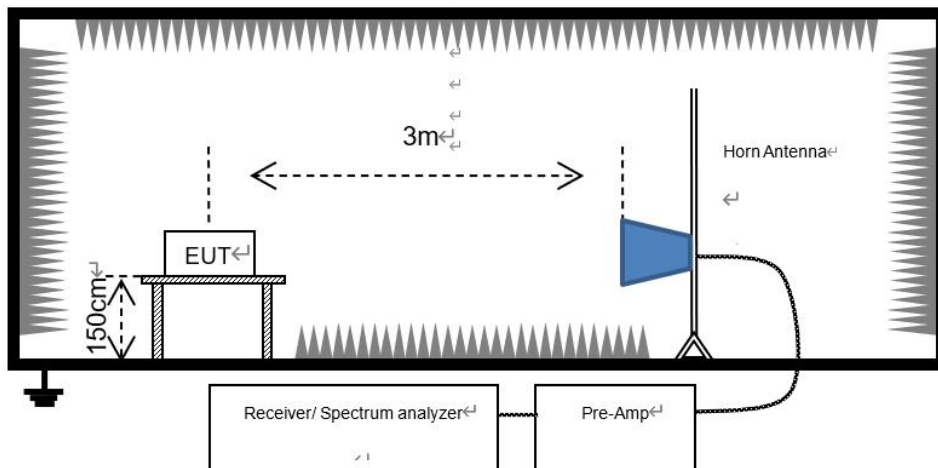
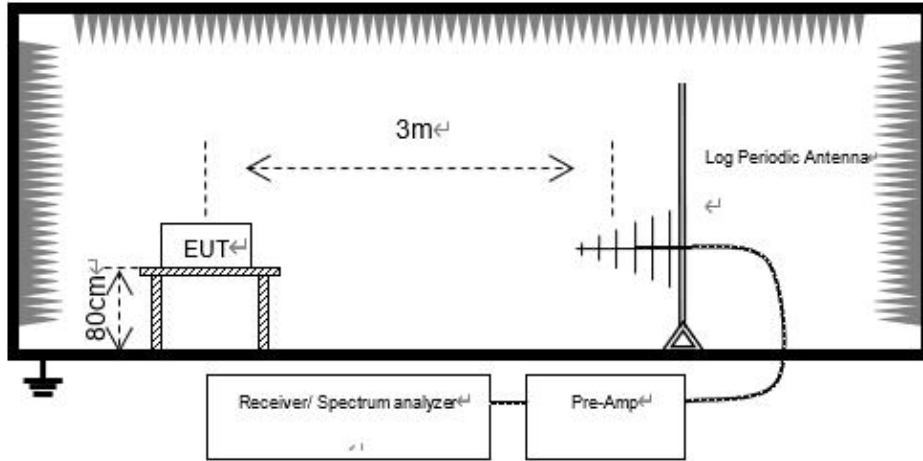
TEST REPORT

Report No.: SHE23060106-02AE

Date: 2023-10-18

Page 16 of 155

Diagram of Measurement Configuration for Radiation Test



Note: Measurements below 1GHz are done with a table height of 0.8m and above 1GHz are done with a table height of 1.5m. In addition, there is RF absorbing material on the floor of the test site for above 1GHz measurement.



TEST REPORT

Report No.: SHE23060106-02AE

Date: 2023-10-18

Page 17 of 155

Diagram of Measurement Configuration for Frequency Stability

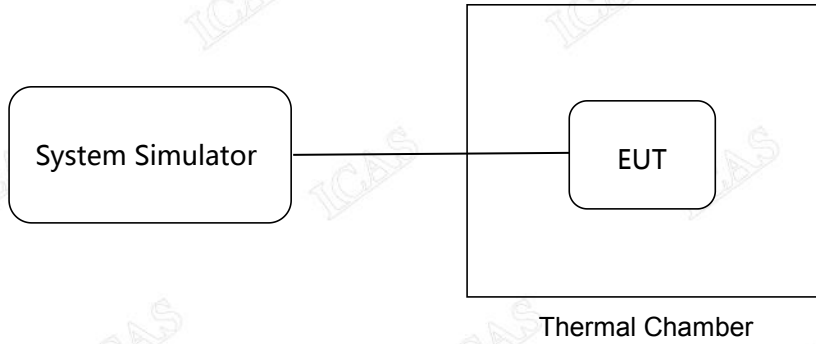
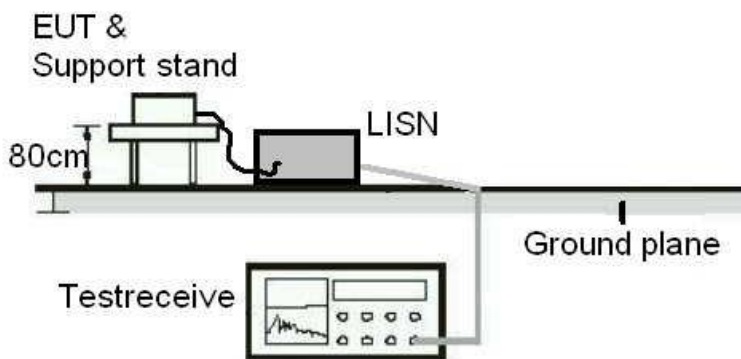


Diagram of Measurement Equipment Configuration for Conduction Measurement





TEST REPORT

Report No.: SHE23060106-02AE

Date: 2023-10-18

Page 18 of 155

4 Test Items

4.1 Transmitter Radiated Power (EIRP/ERP)

4.1.1 Limit

FCC § 2.1046(a) & 22.913(a) & 24.232(c) & 27.50(b) & 27.50(c) & 27.50(d) & 27.50(h)

According to FCC section 22.913(a) (2), the Effective Radiated Power (ERP) of mobile transmitters and auxiliary test transmitters must not exceed 7 watts.

According to FCC section 24.232(c), Mobile and portable stations are limited to 2 watts EIRP and the equipment must employ a means for limiting power to the minimum necessary for successful communications.

According to FCC section 27.50(b) (10), portable stations (hand-held devices) transmitting in the 746-757MHz, 776-788MHz, and 805-806MHz bands are limited to 3 watts ERP.

FCC section 27.50(c) (10), portable stations (hand-held devices) in the 698-746MHz band are limited to 3 watts ERP.

FCC section 27.50(d) (4), Fixed, mobile, and portable (hand-held) stations operating in the 1710-1755 MHz band and mobile and portable stations operating in the 1695-1710 MHz and 1755-1780 MHz bands are limited to 1 watt EIRP. Fixed stations operating in the 1710-1755 MHz band are limited to a maximum antenna height of 10 meters above ground. Mobile and portable stations operating in these bands must employ a means for limiting power to the minimum necessary for successful communications.

Fixed, mobile, and portable (hand-held) stations operating in the 2000-2020 MHz band are limited to 2 watts EIRP.

And FCC section 27.50(h) (2), for mobile and other user stations, mobile stations are limited to 2 watts EIRP. All user stations are limited to 2 watts transmitter output power.

RSS-132 § 5.4 & RSS-133 § 6.4 & RSS-139 § 6.5 & RSS-199 § 4.4

According to RSS-132 § 5.4, the Effective Radiated Power (ERP) for mobile equipment shall not exceed 11.5 watts.

According to RSS-133 § 6.4 (SRSP 510), mobile stations and hand-held portables are limited to 2 watts maximum EIRP.

According to RSS-139 § 6.5, the EIRP for mobile and portable transmitters shall not exceed 1 watt.

According to RSS-199 § 4.4, for mobile subscriber equipment, the EIRP shall not exceed 2 watts.

4.1.2 Test Procedures

1. The testing follows ANSI C63.26 Section 5.2
2. The transmitter output port was connected to the system simulator.
3. Set EUT at maximum power through the system simulator.
4. Select lowest, middle, and highest channels for each band and different modulation.
5. Measure and record the power level from the system simulator.



TEST REPORT

Report No.: SHE23060106-02AE

Date: 2023-10-18

Page 19 of 155

The relevant equation for determining the ERP or EIRP from the conducted RF output power measured using the guidance provided above is:

$$\text{EIRP} = P_T + G_T - L_C$$

$$\text{ERP} = \text{EIRP} - 2.15$$

Where:

P_T = transmitter output power in dBm

G_T = gain of the transmitting antenna in dBi

L_C = signal attenuation in the connecting cable between the transmitter and antenna in dB

The relevant equation for determining the ERP/EIRP from the radiated RF output power is:

$$\text{ERP/EIRP} = \text{SA Read Value} + \text{Correction Factor}$$

where:

ERP/EIRP = effective or equivalent radiated power in dBm

SA Read Value = measured transmitter power received by EMI receiver or spectrum analyzer in dBm

Correction Factor = total correction factor including cable loss in dB

During the test, the data of Correction Factor (dB) is added in the EMI receiver or spectrum analyzer, so SA Read Value (dBm) is the final values which contains the data of Correction Factor (dB).

4.1.3 Test Result

Please refer to 5.1.1.



TEST REPORT

Report No.: SHE23060106-02AE

Date: 2023-10-18

Page 20 of 155

4.2 Peak-to-Average Ratio

4.2.1 Limit

FCC § 2.1046 & 24.232(d) & 27.50(d)

RSS-132 § 5.4 & RSS-133 § 6.4 & RSS-139 § 6.5 & RSS-199 § 4.4

In addition, when the transmitter power is measured in terms of average value, the peak-to-average power ratio (PAPR) of the transmitter shall not exceed 13 dB for more than 0.1% of the time using a signal corresponding to the highest PAPR during periods of continuous transmission.

According to FCC section 24.232(d), power measurements for transmissions by stations authorized under this section may be made either in accordance with a Commission-approved average power technique or in compliance with 24.232 (e) of this section. In both instances, equipment employed must be authorized in accordance with the provisions of § 24.51. In measuring transmissions in this band using an average power technique, the peak-to-average ratio (PAR) of the transmission may not exceed 13 dB.

For FCC section 24.232(e), peak transmit power must be measured over any interval of continuous transmission using instrumentation calibrated in terms of an RMS equivalent voltage. The measurement results shall be properly adjusted for any instrument limitations, such as detector response times, limited resolution bandwidth capability when compared to the emission bandwidth, sensitivity, etc., so as to obtain a true peak measurement for the emission in question over the full bandwidth of the channel.

According to FCC section 27.50(d), in measuring transmissions in this band using an average power technique, the peak-to-average ratio (PAR) of the transmission may not exceed 13dB.

4.2.2 Test Procedures

1. The testing follows ANSI C63.26 Section 5.2.3.4 (CCDF).
2. The EUT was connected to spectrum and system simulator via a power divider.
3. Set the CCDF (Complementary Cumulative Distribution Function) option in spectrum analyzer.
4. The highest RF powers were measured and recorded the maximum PAPR level associated with a probability of 0.1 %.
5. Record the deviation as Peak to Average Ratio.

4.2.3 Test Result

Please refer to 5.1.2.



TEST REPORT

Report No.: SHE23060106-02AE

Date: 2023-10-18

Page 21 of 155

4.3 Occupied Bandwidth

4.3.1 Limit

FCC § 2.1049

RSS-Gen § 6.6

The occupied bandwidth is the frequency bandwidth such that, below its lower and above its upper frequency limits, the mean powers radiated are each equal to 0.5 percent of the total mean power radiated by a given emission. Many of the individual rule parts specify a relative OBW in lieu of the 99% OBW. In such cases, the OBW is defined as the width of the signal between two points, one below the carrier center frequency and on above the carrier center frequency, outside of which all emissions are attenuated by at least X dB below the transmitter power, where the value of X is typically specified as 26.

4.3.2 Test Procedures

1. The testing follows ANSI C63.26 Section 5.4
2. The EUT was connected to spectrum analyzer and system simulator via a power divider.
3. The spectrum analyzer center frequency is set to the nominal EUT channel center frequency. The span range for the spectrum analyzer shall be between two and five times the anticipated OBW.
4. The nominal resolution bandwidth (RBW) shall be in the range of 1 to 5 % of the anticipated OBW, and the VBW shall be at least 3 times the RBW.
5. Set the detection mode to peak, and the trace mode to max hold.
6. Determine the reference value: Set the EUT to transmit a modulated signal. Allow the trace to stabilize. Set the spectrum analyzer marker to the highest level of the displayed trace. (this is the reference value)
7. Determine the “-26 dB down amplitude” as equal to (Reference Value – X).
8. Place two markers, one at the lowest and the other at the highest frequency of the envelope of the spectral display such that each marker is at or slightly below the “-X dB down amplitude” determined in step 6. If a marker is below this “-X dB down amplitude” value it shall be placed as close as possible to this value. The OBW is the positive frequency difference between the two markers.
9. Use the 99 % power bandwidth function of the spectrum analyzer and report the measured bandwidth.

4.3.3 Test Result

Please refer to 5.1.3.



TEST REPORT

Report No.: SHE23060106-02AE

Date: 2023-10-18

Page 22 of 155

4.4 Frequency Stability

4.4.1 Limit

FCC § 2.1055 & 22.355 & 24.235 & 27.54

RSS-Gen § 6.11 & RSS-132 § 5.3 & RSS-133 § 6.3 & RSS-139 § 6.4 & RSS-199 § 4.3

FCC § 2.1055

The frequency stability shall be measured with variation of ambient temperature as follows:

(1) The temperature is varied from -30°C to +50°C.

(2) Frequency measurements shall be made at the extremes of the specified temperature range and at intervals of not more than 10°C through the range. The frequency stability shall be measured with variation of primary supply voltage as follows:

(1) Vary primary supply voltage from 85 to 115 percent of the nominal value for other than carried battery equipment.

(2) For hand carried, battery powered equipment, reduce primary supply voltage to the battery operating and point which shall be specified by the manufacture.

(3) The supply voltage shall be measured at the input to the cable normally provided with the equipment, or at the power supply terminals if cables are not normally provided.

FCC § 22.355

Except as otherwise provided in this part, the carrier frequency of each transmitter in the Public Mobile Services must be maintained within the tolerances given in table as below.

Frequency range (MHz)	Base, fixed (ppm)	Mobile >3 watts (ppm)	Mobile ≤3 watts (ppm)
25 to 50	20.0	20.0	50.0
50 to 450	5.0	5.0	50.0
450 to 512	2.5	5.0	5.0
821 to 896	1.5	2.5	2.5
928 to 929	5.0	n/a	n/a
929 to 960	1.5	n/a	n/a
2110 to 2220	10.0	n/a	n/a

FCC § 24.235

The frequency stability shall be sufficient to ensure that the fundamental emission stays within the authorized frequency block.

FCC § 27.54

The frequency stability shall be sufficient to ensure that the fundamental emissions stay within the authorized bands of operation.



TEST REPORT

Report No.: SHE23060106-02AE

Date: 2023-10-18

Page 23 of 155

4.4.2 Test Procedures

For Temperature Variation

1. The testing follows ANSI C63.26 section 5.6.4
2. The EUT was set up in the thermal chamber and connected with the system simulator.
3. With power OFF, the temperature was decreased to -10°C and the EUT was stabilized before testing. Power was applied and the maximum change in frequency was recorded within one minute.
4. With power OFF, the temperature was raised in -10°C step up to 50°C. The EUT was stabilized at each step for at least half an hour. Power was applied and the maximum frequency change was recorded within one minute.

For Voltage Variation

1. The testing follows ANSI C63.26 section 5.6.5
2. The EUT was placed in a temperature chamber at 20±5°C and connected with the system simulator.
3. The power supply voltage to the EUT was varied from 85% to 115% of the nominal value for other than hand carried battery equipment.
4. For hand carried, battery powered equipment, reduce the primary ac or dc supply voltage to the battery operating end point, which shall be specified by the manufacturer.
5. The variation in frequency was measured for the worst case.

4.4.3 Test Result

Please refer to 5.1.4.



TEST REPORT

Report No.: SHE23060106-02AE

Date: 2023-10-18

Page 24 of 155

4.5 Spurious Emission at Antenna Terminals

4.5.1 Limit

FCC § 2.1051 & 22.917(a) & 24.238(a) & 27.53(c) & 27.53(g) & 27.53(h) & 27.53(m)
RSS-Gen § 6.13 & RSS-132 § 5.5 & RSS-133 § 6.5 & RSS-139 § 6.6

In the 1 MHz bands immediately outside and adjacent to the frequency block, a resolution bandwidth of at least one percent of the emission bandwidth of the fundamental emission of the transmitter may be employed.

The emission bandwidth is defined as the width of the signal between two points, one below the carrier center frequency and one above the carrier center frequency, outside of which all emissions are attenuated at least 26 dB below the transmitter power.

FCC § 22.917(a) & 24.238(a)

The power of any emission outside of the authorized operating frequency ranges must be attenuated below the transmitting power (P) by a factor of at least $43+10*\log(P)$ dB. This is calculated to be -13 dBm.

FCC § 27.53(c)

For operations in the 746–758 MHz band and the 776–788 MHz band, the power of any emission outside the licensee's frequency band(s) of operation shall be attenuated below the transmitter power (P) within the licensed band(s) of operation, measured in watts, in accordance with the following:

- (1) On any frequency outside the 746–758 MHz band, the power of any emission shall be attenuated outside the band below the transmitter power (P) by at least $43 + 10 \log (P)$ dB;
- (2) On any frequency outside the 776–788 MHz band, the power of any emission shall be attenuated outside the band below the transmitter power (P) by at least $43 + 10 \log (P)$ dB;
- (4) On all frequencies between 763–775 MHz and 793–805 MHz, by a factor not less than $65 + 10 \log (P)$ dB in a 6.25 kHz band segment, for mobile and portable stations;
- (5) Compliance with the provisions of paragraphs (c)(1) and (c)(2) of this section is based on the use of measurement instrumentation employing a resolution bandwidth of 100 kHz or greater.

However, in the 100 kHz bands immediately outside and adjacent to the frequency block, a resolution bandwidth of at least 30 kHz may be employed;

- (6) Compliance with the provisions of paragraphs (c)(3) and (c)(4) of this section is based on the use of measurement instrumentation such that the reading taken with any resolution bandwidth setting should be adjusted to indicate spectral energy in a 6.25 kHz segment.

FCC § 27.53(g)

For operations in the 600MHz band and the 698-746MHz band, the power of any emission outside a licensee's frequency band(s) of operation shall be attenuated below the transmitter power (P) within the licensed band(s) of operation, measured in watts, by at least $43+10*\log(P)$ dB.

FCC § 27.53(h) (1)

Except as otherwise specified below, for operations in the 1695-1710 MHz, 1710-1755 MHz, 1755-1780 MHz, 1915-1920 MHz, 1995-2000 MHz, 2000-2020 MHz, 2110-2155 MHz, 2155-2180 MHz, and 2180-2200 bands, the



TEST REPORT

Report No.: SHE23060106-02AE

Date: 2023-10-18

Page 25 of 155

power of any emission outside a licensee's frequency block shall be attenuated below the transmitter power (P) in watts by at least $43 + 10 \log_{10}(P)$ dB.

FCC § 27.53(m) (4)

For mobile digital stations, the attenuation factor shall be not less than $40 + 10 \log(P)$ dB on all frequencies between the channel edge and 5 megahertz from the channel edge, $43 + 10 \log(P)$ dB on all frequencies between 5 megahertz and X megahertz from the channel edge, and $55 + 10 \log(P)$ dB on all frequencies more than X megahertz from the channel edge, where X is the greater of 6 megahertz or the actual emission bandwidth as defined in paragraph (m)(6) of this section. In addition, the attenuation factor shall not be less than $43 + 10 \log(P)$ dB on all frequencies between 2490.5 MHz and 2496 MHz and $55 + 10 \log(P)$ dB at or below 2490.5 MHz. Mobile Satellite Service licensees operating on frequencies below 2495 MHz may also submit a documented interference complaint against BRS licensees operating on channel BRS Channel 1 on the same terms and conditions as adjacent channel BRS or EBS licensees.

RSS-199 § 4.5

For mobile digital stations (BRS and EBS stations), the attenuation factor shall be not less than:

$40 + 10 \log P$ dB (-10 dBm, 100 nW) on all frequencies between the channel edge and 5 MHz from the channel edge.

$43 + 10 \log P$ dB (-13 dBm, 50 nW) on all frequencies between 5 MHz and X MHz from the channel edge,

$55 + 10 \log P$ dB (-25 dBm, 3 nW) on all frequencies more than X MHz from the channel edge, where X is the greater of 6 MHz or the actual emission bandwidth (26 dB).

In addition, the attenuation factor shall not be less than $43 + 10 \log(P)$ dB on all frequencies between 2490.5 MHz and 2496 MHz and $55 + 10 \log(P)$ dB at or below 2490.5 MHz. Mobile Satellite Service licensees operating on frequencies below 2495 MHz may also submit a documented interference complaint against BRS licensees operating on channel BRS Channel 1 on the same terms and conditions as adjacent channel BRS or EBS licensees.

4.5.2 Test Procedures

1. The testing follows ANSI C63.26 section 5.7
2. The EUT was connected to spectrum analyzer and system simulator via a power divider.
3. The RF output of EUT was connected to the spectrum analyzer by RF cable and attenuator. The path loss was compensated to the results for each measurement.
4. CMW500 is used to establish communication with the EUT, and its parameters are set to force the EUT transmitting at maximum output power.
5. The conducted spurious emission for the whole frequency range was taken.
6. Make the measurement with the spectrum analyzer's RBW = 1MHz, VBW = 3MHz.
7. Set spectrum analyzer with RMS detector.
8. Taking the record of maximum spurious emission.
9. The RF fundamental frequency should be excluded against the limit line in the operating frequency band.
10. The limit line is derived from $43 + 10 \log(P)$ dB below the transmitter power P(Watts)
= $P(W) - [43 + 10 \log(P)]$ (dB)
= $[30 + 10 \log(P)]$ (dBm) - $[43 + 10 \log(P)]$ (dB)
= -13dBm.



TEST REPORT

Report No.: SHE23060106-02AE

Date: 2023-10-18

Page 26 of 155

11. For Band 7/41

The limit line is derived from $55 + 10\log(P)$ dB below the transmitter power P(Watts)

$$= P(W) - [55 + 10\log(P)] \text{ (dB)}$$

$$= [30 + 10\log(P)] \text{ (dBm)} - [55 + 10\log(P)] \text{ (dB)}$$

$$= -25\text{dBm.}$$

4.5.3 Test Result

Please refer to 5.1.5.



TEST REPORT

Report No.: SHE23060106-02AE

Date: 2023-10-18

Page 27 of 155

4.6 Band Edge

4.6.1 Limit

FCC § 2.1051 & 22.917(a) & 24.238(a) & 27.53(c) & 27.53(g) & 27.53(h) & 27.53(m)
RSS-132 § 5.5 & RSS-133 § 6.5 & RSS-139 § 6.6

In the 1 MHz bands immediately outside and adjacent to the frequency block, a resolution bandwidth of at least one percent of the emission bandwidth of the fundamental emission of the transmitter may be employed.

The emission bandwidth is defined as the width of the signal between two points, one below the carrier center frequency and one above the carrier center frequency, outside of which all emissions are attenuated at least 26 dB below the transmitter power.

FCC § 22.917(a) & 24.238(a)

The power of any emission outside of the authorized operating frequency ranges must be attenuated below the transmitting power (P) by a factor of at least $43+10*\log(P)$ dB. This is calculated to be -13 dBm.

FCC § 27.53(c)

For operations in the 746–758 MHz band and the 776–788 MHz band, the power of any emission outside the licensee's frequency band(s) of operation shall be attenuated below the transmitter power (P) within the licensed band(s) of operation, measured in watts, in accordance with the following:

- (1) On any frequency outside the 746–758 MHz band, the power of any emission shall be attenuated outside the band below the transmitter power (P) by at least $43 + 10 \log (P)$ dB;
- (2) On any frequency outside the 776–788 MHz band, the power of any emission shall be attenuated outside the band below the transmitter power (P) by at least $43 + 10 \log (P)$ dB;
- (4) On all frequencies between 763–775 MHz and 793–805 MHz, by a factor not less than $65 + 10 \log (P)$ dB in a 6.25 kHz band segment, for mobile and portable stations;
- (5) Compliance with the provisions of paragraphs (c)(1) and (c)(2) of this section is based on the use of measurement instrumentation employing a resolution bandwidth of 100 kHz or greater.

However, in the 100 kHz bands immediately outside and adjacent to the frequency block, a resolution bandwidth of at least 30 kHz may be employed;

- (6) Compliance with the provisions of paragraphs (c)(3) and (c)(4) of this section is based on the use of measurement instrumentation such that the reading taken with any resolution bandwidth setting should be adjusted to indicate spectral energy in a 6.25 kHz segment.

FCC § 27.53(g)

For operations in the 600MHz band and the 698-746MHz band, the power of any emission outside a licensee's frequency band(s) of operation shall be attenuated below the transmitter power (P) within the licensed band(s) of operation, measured in watts, by at least $43+10*\log(P)$ dB.

FCC § 27.53(h) (1)

Except as otherwise specified below, for operations in the 1695-1710 MHz, 1710-1755 MHz, 1755-1780 MHz, 1915-1920 MHz, 1995-2000 MHz, 2000-2020 MHz, 2110-2155 MHz, 2155-2180 MHz, and 2180-2200 bands, the



TEST REPORT

Report No.: SHE23060106-02AE

Date: 2023-10-18

Page 28 of 155

power of any emission outside a licensee's frequency block shall be attenuated below the transmitter power (P) in watts by at least $43 + 10 \log_{10}(P)$ dB.

FCC § 27.53(m) (4)

For mobile digital stations, the attenuation factor shall be not less than $40 + 10 \log(P)$ dB on all frequencies between the channel edge and 5 megahertz from the channel edge, $43 + 10 \log(P)$ dB on all frequencies between 5 megahertz and X megahertz from the channel edge, and $55 + 10 \log(P)$ dB on all frequencies more than X megahertz from the channel edge, where X is the greater of 6 megahertz or the actual emission bandwidth as defined in paragraph (m)(6) of this section. In addition, the attenuation factor shall not be less than $43 + 10 \log(P)$ dB on all frequencies between 2490.5 MHz and 2496 MHz and $55 + 10 \log(P)$ dB at or below 2490.5 MHz. Mobile Satellite Service licensees operating on frequencies below 2495 MHz may also submit a documented interference complaint against BRS licensees operating on channel BRS Channel 1 on the same terms and conditions as adjacent channel BRS or EBS licensees.

RSS-199 § 4.5

For mobile digital stations (BRS and EBS stations), the attenuation factor shall be not less than:

$40 + 10 \log P$ dB (-10 dBm, 100 nW) on all frequencies between the channel edge and 5 MHz from the channel edge.

$43 + 10 \log P$ dB (-13 dBm, 50 nW) on all frequencies between 5 MHz and X MHz from the channel edge,

$55 + 10 \log P$ dB (-25 dBm, 3 nW) on all frequencies more than X MHz from the channel edge, where X is the greater of 6 MHz or the actual emission bandwidth (26 dB).

In addition, the attenuation factor shall not be less than $43 + 10 \log(P)$ dB on all frequencies between 2490.5 MHz and 2496 MHz and $55 + 10 \log(P)$ dB at or below 2490.5 MHz. Mobile Satellite Service licensees operating on frequencies below 2495 MHz may also submit a documented interference complaint against BRS licensees operating on channel BRS Channel 1 on the same terms and conditions as adjacent channel BRS or EBS licensees.

4.6.2 Test Procedures

1. The testing follows ANSI C63.26 section 5.7
2. The EUT was connected to spectrum analyzer and system simulator via a power divider.
3. The band edges of low and high channels for the highest RF powers were measured.
4. Set RBW \geq 1% EBW in the 1MHz band immediately outside and adjacent to the band edge.
5. Beyond the 1 MHz band from the band edge, RBW=1MHz was used.
6. Set spectrum analyzer with RMS detector.
7. The RF fundamental frequency should be excluded against the limit line in the operating frequency band.
8. Checked that all the results comply with the emission limit line.

Example:

The limit line is derived from $43 + 10 \log(P)$ dB below the transmitter power P(Watts)

$$= P(W) - [43 + 10 \log(P)] \text{ (dB)}$$

$$= [30 + 10 \log(P)] \text{ (dBm)} - [43 + 10 \log(P)] \text{ (dB)} = -13 \text{ dBm.}$$

9. For LTE Band 7/41, the other 40 dB, and 55 dB have additionally applied same calculation above.



TEST REPORT

Report No.: SHE23060106-02AE

Date: 2023-10-18

Page 29 of 155

4.6.3 Test Result

Please refer to 5.1.6.



TEST REPORT

Report No.: SHE23060106-02AE

Date: 2023-10-18

Page 30 of 155

4.7 Field Strength of Spurious Radiation

4.7.1 Limit

FCC § 2.1051 & 22.917(a) & 24.238(a) & 27.53(c) & 27.53(g) & 27.53(h) & 27.53(m)
RSS-Gen § 6.13 & RSS-132 § 5.5 & RSS-133 § 6.5 & RSS-139 § 6.6

FCC § 22.917(a) & 24.238(a)

The power of any emission outside of the authorized operating frequency ranges must be attenuated below the transmitting power (P) by a factor of at least $43+10*\log(P)$ dB. This is calculated to be -13 dBm.

FCC § 27.53(c)

For operations in the 746–758 MHz band and the 776–788 MHz band, the power of any emission outside the licensee's frequency band(s) of operation shall be attenuated below the transmitter power (P) within the licensed band(s) of operation, measured in watts, in accordance with the following:

- (1) On any frequency outside the 746–758 MHz band, the power of any emission shall be attenuated outside the band below the transmitter power (P) by at least $43 + 10 \log (P)$ dB;
- (2) On any frequency outside the 776–788 MHz band, the power of any emission shall be attenuated outside the band below the transmitter power (P) by at least $43 + 10 \log (P)$ dB;
- (4) On all frequencies between 763–775 MHz and 793–805 MHz, by a factor not less than $65 + 10 \log (P)$ dB in a 6.25 kHz band segment, for mobile and portable stations;
- (5) Compliance with the provisions of paragraphs (c)(1) and (c)(2) of this section is based on the use of measurement instrumentation employing a resolution bandwidth of 100 kHz or greater.
However, in the 100 kHz bands immediately outside and adjacent to the frequency block, a resolution bandwidth of at least 30 kHz may be employed;
- (6) Compliance with the provisions of paragraphs (c)(3) and (c)(4) of this section is based on the use of measurement instrumentation such that the reading taken with any resolution bandwidth setting should be adjusted to indicate spectral energy in a 6.25 kHz segment.

FCC § 27.53(g)

For operations in the 600MHz band and the 698-746MHz band, the power of any emission outside a licensee's frequency band(s) of operation shall be attenuated below the transmitter power (P) within the licensed band(s) of operation, measured in watts, by at least $43+10*\log(P)$ dB.

FCC § 27.53(h) (1)

Except as otherwise specified below, for operations in the 1695-1710 MHz, 1710-1755 MHz, 1755-1780 MHz, 1915-1920 MHz, 1995-2000 MHz, 2000-2020 MHz, 2110-2155 MHz, 2155-2180 MHz, and 2180-2200 bands, the power of any emission outside a licensee's frequency block shall be attenuated below the transmitter power (P) in watts by at least $43 + 10 \log_{10} (P)$ dB.

FCC § 27.53(m) (4)

For mobile digital stations, the attenuation factor shall be not less than $40 + 10 \log (P)$ dB on all frequencies between the channel edge and 5 megahertz from the channel edge, $43 + 10 \log (P)$ dB on all frequencies between 5 megahertz



TEST REPORT

Report No.: SHE23060106-02AE

Date: 2023-10-18

Page 31 of 155

and X megahertz from the channel edge, and $55 + 10 \log(P)$ dB on all frequencies more than X megahertz from the channel edge, where X is the greater of 6 megahertz or the actual emission bandwidth as defined in paragraph (m)(6) of this section. In addition, the attenuation factor shall not be less than $43 + 10 \log(P)$ dB on all frequencies between 2490.5 MHz and 2496 MHz and $55 + 10 \log(P)$ dB at or below 2490.5 MHz. Mobile Satellite Service licensees operating on frequencies below 2495 MHz may also submit a documented interference complaint against BRS licensees operating on channel BRS Channel 1 on the same terms and conditions as adjacent channel BRS or EBS licensees.

RSS-199 § 4.5

For mobile digital stations (BRS and EBS stations), the attenuation factor shall be not less than:

40+10logP dB (-10 dBm, 100 nW) on all frequencies between the channel edge and 5 MHz from the channel edge.

43+10logP dB (-13 dBm, 50 nW) on all frequencies between 5 MHz and X MHz from the channel edge,

55+10logP dB (-25 dBm, 3 nW) on all frequencies more than X MHz from the channel edge, where X is the greater of 6 MHz or the actual emission bandwidth (26 dB).

In addition, the attenuation factor shall not be less than $43 + 10 \log(P)$ dB on all frequencies between 2490.5 MHz and 2496 MHz and $55 + 10 \log(P)$ dB at or below 2490.5 MHz. Mobile Satellite Service licensees operating on frequencies below 2495 MHz may also submit a documented interference complaint against BRS licensees operating on channel BRS Channel 1 on the same terms and conditions as adjacent channel BRS or EBS licensees.

4.7.2 Test Procedures

1. The testing follows ANSI C63.26 Section 5.5
2. The EUT was placed on a turntable with 0.8 meter height for frequency below 1GHz and 1.5 meter height for frequency above 1GHz respectively above ground.
3. The EUT was set 3 meters from the receiving antenna mounted on the antenna tower.
4. The table was rotated 360 degrees to determine the position of the highest spurious emission.
5. The height of the receiving antenna is varied between 1m to 4m to search the maximum spurious emission for both horizontal and vertical polarizations.
6. During the measurement, the system simulator parameters were set to force the EUT transmitting at maximum output power.
7. Make the measurement with the spectrum analyzer's RBW = 1MHz, VBW = 3MHz, taking the record of maximum spurious emission.
8. A horn antenna was substituted in place of the EUT and was driven by a signal generator.
9. Tune the output power of signal generator to the same emission level with EUT maximum spurious emission.
10. $EIRP \text{ (dBm)} = S.G. \text{ Power} - Tx \text{ Cable Loss} + Tx \text{ Antenna Gain}$
11. $ERP \text{ (dBm)} = EIRP - 2.15$
12. The RF fundamental frequency should be excluded against the limit line in the operating frequency band.
The limit line is derived from $43 + 10\log(P)$ dB below the transmitter power P(Watts)
 $= P(W) - [43 + 10\log(P)] \text{ (dB)}$
 $= [30 + 10\log(P)] \text{ (dBm)} - [43 + 10\log(P)] \text{ (dB)}$
 $= -13\text{dBm}.$
13. For Band 7/41: The limit line is derived from $55 + 10\log(P)$ dB below the transmitter power P(Watts)
 $= P(W) - [55 + 10\log(P)] \text{ (dB)}$



TEST REPORT

Report No.: SHE23060106-02AE

Date: 2023-10-18

Page 32 of 155

$$= [30 + 10\log(P)] \text{ (dBm)} - [55 + 10\log(P)] \text{ (dB)}$$
$$= -25\text{dBm.}$$

4.7.3 Test Result

Please refer to 5.1.7.



TEST REPORT

Report No.: SHE23060106-02AE

Date: 2023-10-18

Page 33 of 155

4.8 AC Power-line Conducted Emissions

4.8.1 Limit

Limit

RSS-Gen § 8.8

For AC power-line conducted emissions, both quasi-peak and average detectors having the characteristics specified in CAN/CSA-CISPR 16-1-1:15 for the 150 kHz to 30 MHz frequency range shall be employed. Unless stated otherwise in the applicable RSS, for radio apparatus that are designed to be connected to the public utility AC power network, the radio frequency voltage that is conducted back onto the AC power line on any frequency or frequencies within the range 150 kHz to 30 MHz shall not exceed the limits in table 3, as measured using a 50 μ H / 50 Ω line impedance stabilization network. This requirement applies for the radio frequency voltage measured between each power line and the ground terminal of each AC power-line mains cable of the EUT.

For an EUT that connects to the AC power lines indirectly, through another device, the requirement for compliance with the limits in table 3 shall apply at the terminals of the AC power-line mains cable of a representative support device, while it provides power to the EUT. The lower limit applies at the boundary between the frequency ranges. The device used to power the EUT shall be representative of typical applications.

4.8.2 Test Procedures

1. The test employing the methods of measurement described in the publication referenced in Section 3(b) (ANSI C63.4).
2. The EUT is connected to the power mains through a LISN which provides 50 Ω /50 μ H of coupling impedance for the measuring instrument.
3. The test frequency range is from 150 kHz to 30 MHz.
4. The maximum conducted interference is searched using Peak (PK), Quasi-peak (QP) and Average (AV) detectors; the emission levels that are more than the AV and QP limits, and that have narrow margins from the AV and QP limits will be re-measured with AV and QP detectors.
5. Tests for both L phase and N phase lines of the power mains connected to the EUT are performed.
6. Devices subject to Part 15 must be tested for all available U.S. voltages and frequencies (such as a nominal 120 VAC, 50/60 Hz and 240 VAC, 50/60 Hz) for which the device is capable of operation.
7. A device rated for 50/60 Hz operation need not be tested at both frequencies provided the radiated and line conducted emissions are the same at both frequencies.

4.8.3 Test Result

Please refer to 5.1.8



TEST REPORT

Report No.: SHE23060106-02AE

Date: 2023-10-18

Page 34 of 155

4.9 Receiver Spurious Emissions

4.9.1 Limit

Limit

RSS-Gen § 7.3/4 & RSS-132 § 5.6 & RSS-133 § 6.6

For emissions at frequencies below 1 GHz, measurements shall be performed using a CISPR quasi-peak detector and the related measurement bandwidth. At frequencies above 1 GHz, measurements shall be performed using a linear average detector with a minimum resolution bandwidth of 1 MHz.

As an alternative to CISPR quasi-peak or average measurements, compliance with the emission limit can be demonstrated using measuring equipment employing a peak detector function properly adjusted for factors such as pulse desensitization, as required, with a measurement bandwidth equal to, or greater than, the applicable CISPR quasi-peak bandwidth or 1 MHz bandwidth, respectively.

Receiver Radiated Limits

Radiated emission measurements shall be performed with the receiver antenna connected to the receiver antenna ports. The search for spurious emissions shall be from the lowest frequency internally generated or used in the receiver (e.g. local oscillator, intermediate or carrier frequency), or 30 MHz, whichever is higher, to at least five times the highest tunable or local oscillator frequency, whichever is higher, without exceeding 40 GHz.

Spurious emissions from receivers shall not exceed the radiated emissions limits shown in Table 2 below.

Table 2 –Receiver radiated emissions limits

Frequency (MHz)	Field Strength (µV/m at 3 metres)
30 - 88	100
88 - 216	150
216 - 960	200
Above 960	500

Receiver Conducted Limits

If the receiver has a detachable antenna of known impedance, an antenna-conducted spurious emissions measurement is permitted as an alternative to radiated measurement. However, the radiated method is preferred.

The antenna-conducted test shall be performed with the antenna disconnected and with the receiver antenna port connected to a measuring instrument having equal input impedance to that specified for the antenna. The RF cable connecting the receiver under test to the measuring instrument shall also have the same impedance



TEST REPORT

Report No.: SHE23060106-02AE

Date: 2023-10-18

Page 35 of 155

to that specified for the receiver's antenna.

The spurious emissions from the receiver at any discrete frequency, measured at the antenna port by the antenna-conducted method, shall not exceed 2 nW in the frequency range 30-1000 MHz and 5 nW above 1 GHz.

4.9.2 Test Procedures

1. The test employing the methods of measurement described in the publication referenced in Section 3(b) (ANSI C63.4).
2. All Spurious Emission tests were performed in X, Y, Z axis direction. And only the worst axis test condition was recorded in this test report.
3. An initial pre-scan was performed in the chamber using the EMI Receiver in peak detection mode. Quasi-peak measurements were conducted based on the peak sweep graph.
4. The EUT was measured by Bi-Log antenna with 2 orthogonal polarities.

4.9.3 Test Result

Please refer to 5.1.9



TEST REPORT

Report No.: SHE23060106-02AE

Date: 2023-10-18

Page 36 of 155

5 Test Results

5.1.1 Transmitter Radiated Power (EIRP/ERP)

Conducted Power Measurement Results for WCDMA/HSDPA/HSPUA

WCDMA Band II	Mode	Conducted Power (dBm)		
		Channel		
		Low	Mid	High
RMC	12.2 kbps	23.17	23.38	23.11
HSDPA	Sub - Test 1	21.87	21.89	21.79
	Sub - Test 2	21.84	21.88	21.79
	Sub - Test 3	21.33	21.42	21.33
	Sub - Test 4	21.32	21.43	21.32
HSUPA	Sub - Test 1	21.85	21.93	21.87
	Sub - Test 2	19.92	19.94	19.89
	Sub - Test 3	20.81	21.00	20.94
	Sub - Test 4	19.89	20.03	19.98
	Sub - Test 5	21.96	22.06	22.06

WCDMA Band IV	Mode	Conducted Power (dBm)		
		Channel		
		Low	Mid	High
RMC	12.2 kbps	22.95	23.13	22.89
HSDPA	Sub - Test 1	21.60	21.82	21.62
	Sub - Test 2	21.83	21.86	21.72
	Sub - Test 3	21.30	21.37	21.25
	Sub - Test 4	21.30	21.39	21.25
HSUPA	Sub - Test 1	21.87	21.99	21.64
	Sub - Test 2	19.79	19.94	19.72
	Sub - Test 3	20.83	20.96	20.81
	Sub - Test 4	19.81	19.85	19.83
	Sub - Test 5	21.76	22.16	21.72

WCDMA Band V	Mode	Conducted Power (dBm)		
		Channel		
		Low	Mid	High
RMC	12.2 kbps	23.29	23.34	23.30



TEST REPORT

Report No.: SHE23060106-02AE

Date: 2023-10-18

Page 37 of 155

HSDPA	Sub - Test 1	22.20	22.15	22.21
	Sub - Test 2	22.40	22.30	22.27
	Sub - Test 3	21.94	21.85	21.83
	Sub - Test 4	21.95	21.87	21.73
HSUPA	Sub - Test 1	22.42	22.22	22.32
	Sub - Test 2	20.37	20.13	20.18
	Sub - Test 3	21.38	21.15	21.20
	Sub - Test 4	20.50	20.28	20.22
	Sub - Test 5	22.21	22.10	22.03

Effective (Isotropic) Radiated Power Measurement Results for WCDMA/HSDPA/HSUPA

Band	Channel	Conducted Power (dBm)	Antenna Gain (dBi)	EIRP (dBm)	EIRP (W)	Limit (W)	Verdict
WCDMA Band II	LCH	23.17	2.12	25.29	0.338	2	PASS
	MCH	23.38	2.12	25.50	0.355	2	PASS
	HCH	23.11	2.12	25.23	0.333	2	PASS
HSDPA Band II	LCH	21.87	2.12	23.99	0.251	2	PASS
	MCH	21.89	2.12	24.01	0.252	2	PASS
	HCH	21.79	2.12	23.91	0.246	2	PASS
HSUPA Band II	LCH	21.96	2.12	24.08	0.256	2	PASS
	MCH	22.06	2.12	24.18	0.262	2	PASS
	HCH	22.06	2.12	24.18	0.262	2	PASS

Band	Channel	Conducted Power (dBm)	Antenna Gain (dBi)	EIRP (dBm)	EIRP (W)	Limit (W)	Verdict
WCDMA Band IV	LCH	22.95	2.95	25.90	0.389	1	PASS
	MCH	23.18	2.95	26.13	0.410	1	PASS
	HCH	22.89	2.95	25.84	0.384	1	PASS
HSDPA Band IV	LCH	21.83	2.95	24.78	0.301	1	PASS
	MCH	21.86	2.95	24.81	0.303	1	PASS
	HCH	21.72	2.95	24.67	0.293	1	PASS
HSUPA Band IV	LCH	21.87	2.95	24.82	0.303	1	PASS
	MCH	22.16	2.95	25.11	0.324	1	PASS
	HCH	21.72	2.95	24.67	0.293	1	PASS



TEST REPORT

Report No.: SHE23060106-02AE

Date: 2023-10-18

Page 38 of 155

Band	Channel	Conducted Power (dBm)	Antenna Gain (dBi)	ERP (dBm)	ERP (W)	Limit (W)	Verdict
WCDMA Band V	LCH	23.29	0.64	21.78	0.151	7	PASS
	MCH	23.34	0.64	21.83	0.152	7	PASS
	HCH	23.30	0.64	21.79	0.151	7	PASS
HSDPA Band V	LCH	22.40	0.64	20.89	0.123	7	PASS
	MCH	22.30	0.64	20.79	0.120	7	PASS
	HCH	22.27	0.64	20.76	0.119	7	PASS
HSUPA Band V	LCH	22.42	0.64	20.91	0.123	7	PASS
	MCH	22.22	0.64	20.71	0.118	7	PASS
	HCH	22.32	0.64	20.81	0.121	7	PASS

Note: For the HSDPA and HSUPA mode, all subtests were tested and just the worst data were recorded in this table.

Effective (Isotropic) Radiated Power Measurement Results for LTE

Test BW	Test Channel	Test Mode	Test RB (Size#Offset)	Conducted power (dBm)	Antenna Gain (dBi)	EIRP (dBm)	EIRP (W)	Limit (W)	Verdict
FDD LTE Band 2									
1.4 MHz	LCH	QPSK	RB1#0	22.72	2.12	24.84	0.305	2	PASS
			RB1#3	22.63	2.12	24.75	0.299	2	PASS
			RB1#5	22.70	2.12	24.82	0.303	2	PASS
			RB3#0	22.71	2.12	24.83	0.304	2	PASS
			RB3#2	22.71	2.12	24.83	0.304	2	PASS
			RB3#3	22.72	2.12	24.84	0.305	2	PASS
			RB6#0	21.69	2.12	23.81	0.240	2	PASS
	MCH	QPSK	RB1#0	21.59	2.12	23.71	0.235	2	PASS
			RB1#3	21.54	2.12	23.66	0.232	2	PASS
			RB1#5	21.63	2.12	23.75	0.237	2	PASS
			RB3#0	21.72	2.12	23.84	0.242	2	PASS
			RB3#2	21.74	2.12	23.86	0.243	2	PASS
			RB3#3	21.76	2.12	23.88	0.244	2	PASS
			RB6#0	20.97	2.12	23.09	0.204	2	PASS



TEST REPORT

Report No.: SHE23060106-02AE

Date: 2023-10-18

Page 39 of 155

Test BW	Test Channel	Test Mode	Test RB (Size#Offset)	Conducted power (dBm)	Antenna Gain (dBi)	EIRP (dBm)	EIRP (W)	Limit (W)	Verdict		
FDD LTE Band 2											
			RB3#0	22.55	2.12	24.67	0.293	2	PASS		
			RB3#2	22.69	2.12	24.81	0.303	2	PASS		
			RB3#3	22.64	2.12	24.76	0.299	2	PASS		
			RB6#0	21.74	2.12	23.86	0.243	2	PASS		
		16-QAM	RB1#0	21.95	2.12	24.07	0.255	2	PASS		
			RB1#3	21.77	2.12	23.89	0.245	2	PASS		
			RB1#5	21.68	2.12	23.80	0.240	2	PASS		
			RB3#0	21.42	2.12	23.54	0.226	2	PASS		
			RB3#2	21.59	2.12	23.71	0.235	2	PASS		
			RB3#3	21.86	2.12	23.98	0.250	2	PASS		
			RB6#0	20.70	2.12	22.82	0.191	2	PASS		
			HCH	QPSK	RB1#0	22.54	2.12	24.66	0.292	2	PASS
					RB1#3	22.65	2.12	24.77	0.300	2	PASS
					RB1#5	22.59	2.12	24.71	0.296	2	PASS
	RB3#0	22.73			2.12	24.85	0.305	2	PASS		
	RB3#2	22.73			2.12	24.85	0.305	2	PASS		
	RB3#3	22.72			2.12	24.84	0.305	2	PASS		
	RB6#0	21.76			2.12	23.88	0.244	2	PASS		
	16-QAM	RB1#0	21.81	2.12	23.93	0.247	2	PASS			
		RB1#3	21.80	2.12	23.92	0.247	2	PASS			
		RB1#5	21.69	2.12	23.81	0.240	2	PASS			
		RB3#0	21.95	2.12	24.07	0.255	2	PASS			
		RB3#2	22.02	2.12	24.14	0.259	2	PASS			
		RB3#3	21.84	2.12	23.96	0.249	2	PASS			
		RB6#0	20.82	2.12	22.94	0.197	2	PASS			
	3 MHz	LCH	QPSK	RB1#0	22.75	2.12	24.87	0.307	2	PASS	
				RB1#7	22.54	2.12	24.66	0.292	2	PASS	
				RB1#14	22.50	2.12	24.62	0.290	2	PASS	
RB8#0				21.77	2.12	23.89	0.245	2	PASS		
RB8#4				21.68	2.12	23.80	0.240	2	PASS		
RB8#7				21.52	2.12	23.64	0.231	2	PASS		
RB15#0				21.66	2.12	23.78	0.239	2	PASS		
16-QAM				RB1#0	21.61	2.12	23.73	0.236	2	PASS	
			RB1#7	21.53	2.12	23.65	0.232	2	PASS		
			RB1#14	21.51	2.12	23.63	0.231	2	PASS		
			RB8#0	21.06	2.12	23.18	0.208	2	PASS		



TEST REPORT

Report No.: SHE23060106-02AE

Date: 2023-10-18

Page 40 of 155

Test BW	Test Channel	Test Mode	Test RB (Size#Offset)	Conducted power (dBm)	Antenna Gain (dBi)	EIRP (dBm)	EIRP (W)	Limit (W)	Verdict			
FDD LTE Band 2												
	MCH		RB8#4	21.06	2.12	23.18	0.208	2	PASS			
			RB8#7	21.13	2.12	23.25	0.211	2	PASS			
			RB15#0	20.88	2.12	23.00	0.200	2	PASS			
		QPSK	RB1#0	22.57	2.12	24.69	0.294	2	PASS			
			RB1#7	22.52	2.12	24.64	0.291	2	PASS			
			RB1#14	22.63	2.12	24.75	0.299	2	PASS			
			RB8#0	21.80	2.12	23.92	0.247	2	PASS			
			RB8#4	21.79	2.12	23.91	0.246	2	PASS			
			RB8#7	21.80	2.12	23.92	0.247	2	PASS			
			RB15#0	21.81	2.12	23.93	0.247	2	PASS			
			16-QAM	RB1#0	21.77	2.12	23.89	0.245	2	PASS		
				RB1#7	21.69	2.12	23.81	0.240	2	PASS		
		RB1#14		21.77	2.12	23.89	0.245	2	PASS			
		RB8#0		20.76	2.12	22.88	0.194	2	PASS			
		RB8#4		20.85	2.12	22.97	0.198	2	PASS			
	RB8#7	20.8		2.12	22.92	0.196	2	PASS				
	HCH	QPSK	RB1#0	22.68	2.12	24.80	0.302	2	PASS			
			RB1#7	22.51	2.12	24.63	0.290	2	PASS			
			RB1#14	22.51	2.12	24.63	0.290	2	PASS			
			RB8#0	21.65	2.12	23.77	0.238	2	PASS			
			RB8#4	21.79	2.12	23.91	0.246	2	PASS			
			RB8#7	21.61	2.12	23.73	0.236	2	PASS			
			RB15#0	21.73	2.12	23.85	0.243	2	PASS			
		16-QAM	RB1#0	21.77	2.12	23.89	0.245	2	PASS			
			RB1#7	21.56	2.12	23.68	0.233	2	PASS			
			RB1#14	21.50	2.12	23.62	0.230	2	PASS			
			RB8#0	20.85	2.12	22.97	0.198	2	PASS			
			RB8#4	20.81	2.12	22.93	0.196	2	PASS			
			RB8#7	20.82	2.12	22.94	0.197	2	PASS			
			RB15#0	20.68	2.12	22.80	0.191	2	PASS			
			5 MHz	LCH	QPSK	RB1#0	22.58	2.12	24.70	0.295	2	PASS
						RB1#13	22.44	2.12	24.56	0.286	2	PASS
RB1#24						22.25	2.12	24.37	0.274	2	PASS	
RB12#0	21.64	2.12				23.76	0.238	2	PASS			
RB12#6	21.67	2.12				23.79	0.239	2	PASS			



TEST REPORT

Report No.: SHE23060106-02AE

Date: 2023-10-18

Page 41 of 155

Test BW	Test Channel	Test Mode	Test RB (Size#Offset)	Conducted power (dBm)	Antenna Gain (dBi)	EIRP (dBm)	EIRP (W)	Limit (W)	Verdict	
FDD LTE Band 2										
	MCH	16-QAM	RB12#13	21.55	2.12	23.67	0.233	2	PASS	
			RB25#0	21.55	2.12	23.67	0.233	2	PASS	
			RB1#0	21.63	2.12	23.75	0.237	2	PASS	
			RB1#13	21.74	2.12	23.86	0.243	2	PASS	
			RB1#24	20.9	2.12	23.02	0.200	2	PASS	
			RB12#0	20.49	2.12	22.61	0.182	2	PASS	
			RB12#6	20.50	2.12	22.62	0.183	2	PASS	
			RB12#13	20.45	2.12	22.57	0.181	2	PASS	
			RB25#0	20.70	2.12	22.82	0.191	2	PASS	
		QPSK	RB1#0	22.32	2.12	24.44	0.278	2	PASS	
			RB1#13	22.44	2.12	24.56	0.286	2	PASS	
			RB1#24	22.16	2.12	24.28	0.268	2	PASS	
			RB12#0	21.62	2.12	23.74	0.237	2	PASS	
			RB12#6	21.62	2.12	23.74	0.237	2	PASS	
			RB12#13	21.57	2.12	23.69	0.234	2	PASS	
			RB25#0	21.63	2.12	23.75	0.237	2	PASS	
			16-QAM	RB1#0	21.36	2.12	23.48	0.223	2	PASS
				RB1#13	21.68	2.12	23.80	0.240	2	PASS
	RB1#24	21.36		2.12	23.48	0.223	2	PASS		
	RB12#0	20.48		2.12	22.60	0.182	2	PASS		
	RB12#6	20.73		2.12	22.85	0.193	2	PASS		
	RB12#13	20.68		2.12	22.80	0.191	2	PASS		
	RB25#0	20.67		2.12	22.79	0.190	2	PASS		
	HCH	QPSK	RB1#0	22.58	2.12	24.70	0.295	2	PASS	
			RB1#13	22.61	2.12	24.73	0.297	2	PASS	
			RB1#24	22.35	2.12	24.47	0.280	2	PASS	
			RB12#0	21.72	2.12	23.84	0.242	2	PASS	
			RB12#6	21.68	2.12	23.80	0.240	2	PASS	
			RB12#13	21.65	2.12	23.77	0.238	2	PASS	
			RB25#0	21.65	2.12	23.77	0.238	2	PASS	
			16-QAM	RB1#0	21.77	2.12	23.89	0.245	2	PASS
				RB1#13	21.81	2.12	23.93	0.247	2	PASS
		RB1#24		20.84	2.12	22.96	0.198	2	PASS	
		RB12#0		20.61	2.12	22.73	0.187	2	PASS	
		RB12#6		20.52	2.12	22.64	0.184	2	PASS	
		RB12#13		20.50	2.12	22.62	0.183	2	PASS	



TEST REPORT

Report No.: SHE23060106-02AE

Date: 2023-10-18

Page 42 of 155

Test BW	Test Channel	Test Mode	Test RB (Size#Offset)	Conducted power (dBm)	Antenna Gain (dBi)	EIRP (dBm)	EIRP (W)	Limit (W)	Verdict
FDD LTE Band 2									
10 MHz	LCH	QPSK	RB25#0	20.63	2.12	22.75	0.188	2	PASS
			RB1#0	22.62	2.12	24.74	0.298	2	PASS
			RB1#25	22.49	2.12	24.61	0.289	2	PASS
			RB1#49	22.55	2.12	24.67	0.293	2	PASS
			RB25#0	21.59	2.12	23.71	0.235	2	PASS
			RB25#13	21.57	2.12	23.69	0.234	2	PASS
			RB25#25	21.48	2.12	23.60	0.229	2	PASS
		RB50#0	21.54	2.12	23.66	0.232	2	PASS	
		16-QAM	RB1#0	21.44	2.12	23.56	0.227	2	PASS
			RB1#25	21.43	2.12	23.55	0.226	2	PASS
			RB1#49	21.56	2.12	23.68	0.233	2	PASS
			RB25#0	20.60	2.12	22.72	0.187	2	PASS
			RB25#13	20.49	2.12	22.61	0.182	2	PASS
			RB25#25	20.49	2.12	22.61	0.182	2	PASS
	RB50#0		20.58	2.12	22.70	0.186	2	PASS	
	MCH	QPSK	RB1#0	22.55	2.12	24.67	0.293	2	PASS
			RB1#25	22.97	2.12	25.09	0.323	2	PASS
			RB1#49	22.59	2.12	24.71	0.296	2	PASS
			RB25#0	21.69	2.12	23.81	0.240	2	PASS
			RB25#13	21.66	2.12	23.78	0.239	2	PASS
			RB25#25	21.68	2.12	23.80	0.240	2	PASS
			RB50#0	21.71	2.12	23.83	0.242	2	PASS
		16-QAM	RB1#0	21.76	2.12	23.88	0.244	2	PASS
			RB1#25	21.71	2.12	23.83	0.242	2	PASS
			RB1#49	21.12	2.12	23.24	0.211	2	PASS
			RB25#0	20.69	2.12	22.81	0.191	2	PASS
			RB25#13	20.69	2.12	22.81	0.191	2	PASS
			RB25#25	20.65	2.12	22.77	0.189	2	PASS
			RB50#0	20.60	2.12	22.72	0.187	2	PASS
	HCH	QPSK	RB1#0	22.75	2.12	24.87	0.307	2	PASS
			RB1#25	23.07	2.12	25.19	0.330	2	PASS
			RB1#49	22.60	2.12	24.72	0.296	2	PASS
			RB25#0	21.77	2.12	23.89	0.245	2	PASS
RB25#13			21.77	2.12	23.89	0.245	2	PASS	
RB25#25			21.75	2.12	23.87	0.244	2	PASS	
RB50#0			21.75	2.12	23.87	0.244	2	PASS	



TEST REPORT

Report No.: SHE23060106-02AE

Date: 2023-10-18

Page 43 of 155

Test BW	Test Channel	Test Mode	Test RB (Size#Offset)	Conducted power (dBm)	Antenna Gain (dBi)	EIRP (dBm)	EIRP (W)	Limit (W)	Verdict
FDD LTE Band 2									
15 MHz		16-QAM	RB1#0	21.74	2.12	23.86	0.243	2	PASS
			RB1#25	21.79	2.12	23.91	0.246	2	PASS
			RB1#49	21.82	2.12	23.94	0.248	2	PASS
			RB25#0	20.94	2.12	23.06	0.202	2	PASS
			RB25#13	20.85	2.12	22.97	0.198	2	PASS
			RB25#25	20.76	2.12	22.88	0.194	2	PASS
			RB50#0	20.64	2.12	22.76	0.189	2	PASS
	LCH	QPSK	RB1#0	22.42	2.12	24.54	0.284	2	PASS
			RB1#38	22.34	2.12	24.46	0.279	2	PASS
			RB1#74	22.45	2.12	24.57	0.286	2	PASS
			RB36#0	21.60	2.12	23.72	0.236	2	PASS
			RB36#19	21.58	2.12	23.70	0.234	2	PASS
			RB36#39	21.56	2.12	23.68	0.233	2	PASS
			RB75#0	21.51	2.12	23.63	0.231	2	PASS
		16-QAM	RB1#0	21.77	2.12	23.89	0.245	2	PASS
			RB1#38	22.20	2.12	24.32	0.270	2	PASS
			RB1#74	21.52	2.12	23.64	0.231	2	PASS
			RB36#0	20.43	2.12	22.55	0.180	2	PASS
			RB36#19	20.38	2.12	22.50	0.178	2	PASS
			RB36#39	20.51	2.12	22.63	0.183	2	PASS
			RB75#0	20.55	2.12	22.67	0.185	2	PASS
	MCH	QPSK	RB1#0	22.58	2.12	24.70	0.295	2	PASS
			RB1#38	22.69	2.12	24.81	0.303	2	PASS
			RB1#74	22.42	2.12	24.54	0.284	2	PASS
			RB36#0	21.64	2.12	23.76	0.238	2	PASS
			RB36#19	21.63	2.12	23.75	0.237	2	PASS
			RB36#39	21.67	2.12	23.79	0.239	2	PASS
			RB75#0	21.67	2.12	23.79	0.239	2	PASS
16-QAM		RB1#0	21.91	2.12	24.03	0.253	2	PASS	
		RB1#38	21.67	2.12	23.79	0.239	2	PASS	
		RB1#74	21.41	2.12	23.53	0.225	2	PASS	
		RB36#0	20.78	2.12	22.90	0.195	2	PASS	
		RB36#19	20.73	2.12	22.85	0.193	2	PASS	
		RB36#39	20.58	2.12	22.70	0.186	2	PASS	
HCH	QPSK	RB75#0	20.68	2.12	22.80	0.191	2	PASS	
			RB1#0	22.57	2.12	24.69	0.294	2	PASS



TEST REPORT

Report No.: SHE23060106-02AE

Date: 2023-10-18

Page 44 of 155

Test BW	Test Channel	Test Mode	Test RB (Size#Offset)	Conducted power (dBm)	Antenna Gain (dBi)	EIRP (dBm)	EIRP (W)	Limit (W)	Verdict
FDD LTE Band 2									
			RB1#38	22.57	2.12	24.69	0.294	2	PASS
			RB1#74	22.32	2.12	24.44	0.278	2	PASS
			RB36#0	21.71	2.12	23.83	0.242	2	PASS
			RB36#19	21.69	2.12	23.81	0.240	2	PASS
			RB36#39	21.66	2.12	23.78	0.239	2	PASS
			RB75#0	21.67	2.12	23.79	0.239	2	PASS
			RB1#0	22.33	2.12	24.45	0.279	2	PASS
		16-QAM	RB1#38	22.83	2.12	24.95	0.313	2	PASS
			RB1#74	22.11	2.12	24.23	0.265	2	PASS
			RB36#0	20.40	2.12	22.52	0.179	2	PASS
			RB36#19	20.69	2.12	22.81	0.191	2	PASS
			RB36#39	20.49	2.12	22.61	0.182	2	PASS
			RB75#0	20.60	2.12	22.72	0.187	2	PASS
			20 MHz	LCH	QPSK	RB1#0	22.33	2.12	24.45
RB1#50	22.77	2.12				24.89	0.308	2	PASS
RB1#99	22.25	2.12				24.37	0.274	2	PASS
RB50#0	21.49	2.12				23.61	0.230	2	PASS
RB50#25	21.52	2.12				23.64	0.231	2	PASS
RB50#50	21.51	2.12				23.63	0.231	2	PASS
RB100#0	21.47	2.12				23.59	0.229	2	PASS
16-QAM	RB1#0	21.63			2.12	23.75	0.237	2	PASS
	RB1#50	21.78			2.12	23.90	0.245	2	PASS
	RB1#99	21.06			2.12	23.18	0.208	2	PASS
	RB50#0	20.52			2.12	22.64	0.184	2	PASS
	RB50#25	20.46			2.12	22.58	0.181	2	PASS
	RB50#50	20.56			2.12	22.68	0.185	2	PASS
	RB100#0	20.47			2.12	22.59	0.182	2	PASS
MCH	QPSK	RB1#0	22.87	2.12	24.99	0.316	2	PASS	
		RB1#50	22.87	2.12	24.99	0.316	2	PASS	
		RB1#99	22.52	2.12	24.64	0.291	2	PASS	
		RB50#0	21.68	2.12	23.80	0.240	2	PASS	
		RB50#25	21.62	2.12	23.74	0.237	2	PASS	
		RB50#50	21.58	2.12	23.70	0.234	2	PASS	
		RB100#0	21.60	2.12	23.72	0.236	2	PASS	
	16-QAM	RB1#0	21.89	2.12	24.01	0.252	2	PASS	
		RB1#50	22.01	2.12	24.13	0.259	2	PASS	



TEST REPORT

Report No.: SHE23060106-02AE

Date: 2023-10-18

Page 45 of 155

Test BW	Test Channel	Test Mode	Test RB (Size#Offset)	Conducted power (dBm)	Antenna Gain (dBi)	EIRP (dBm)	EIRP (W)	Limit (W)	Verdict
FDD LTE Band 2									
			RB1#99	20.72	2.12	22.84	0.192	2	PASS
			RB50#0	20.62	2.12	22.74	0.188	2	PASS
			RB50#25	20.59	2.12	22.71	0.187	2	PASS
			RB50#50	20.59	2.12	22.71	0.187	2	PASS
			RB100#0	20.48	2.12	22.60	0.182	2	PASS
		QPSK	RB1#0	22.47	2.12	24.59	0.288	2	PASS
			RB1#50	22.61	2.12	24.73	0.297	2	PASS
			RB1#99	22.39	2.12	24.51	0.282	2	PASS
			RB50#0	21.68	2.12	23.80	0.240	2	PASS
			RB50#25	21.71	2.12	23.83	0.242	2	PASS
	16-QAM	RB50#50	21.71	2.12	23.83	0.242	2	PASS	
		RB100#0	21.70	2.12	23.82	0.241	2	PASS	
		RB1#0	21.34	2.12	23.46	0.222	2	PASS	
		RB1#50	21.48	2.12	23.60	0.229	2	PASS	
		RB1#99	21.21	2.12	23.33	0.215	2	PASS	
		RB50#0	20.72	2.12	22.84	0.192	2	PASS	
		RB50#25	20.62	2.12	22.74	0.188	2	PASS	
		RB50#50	20.60	2.12	22.72	0.187	2	PASS	
RB100#0	20.62	2.12	22.74	0.188	2	PASS			

Test BW	Test Channel	Test Mode	Test RB (Size#Offset)	Conducted power (dBm)	Antenna Gain (dBi)	EIRP (dBm)	EIRP (W)	Limit (W)	Verdict
FDD LTE Band 4									
1.4 MHz	LCH	QPSK	RB1#0	22.64	2.95	25.59	0.362	1	PASS
			RB1#3	22.51	2.95	25.46	0.352	1	PASS
			RB1#5	22.57	2.95	25.52	0.356	1	PASS
			RB3#0	22.36	2.95	25.31	0.340	1	PASS
			RB3#2	22.39	2.95	25.34	0.342	1	PASS
			RB3#3	22.47	2.95	25.42	0.348	1	PASS
			RB6#0	21.36	2.95	24.31	0.270	1	PASS
		16-QAM	RB1#0	21.46	2.95	24.41	0.276	1	PASS
			RB1#3	21.33	2.95	24.28	0.268	1	PASS
			RB1#5	21.39	2.95	24.34	0.272	1	PASS
			RB3#0	21.25	2.95	24.20	0.263	1	PASS
			RB3#2	21.25	2.95	24.20	0.263	1	PASS



TEST REPORT

Report No.: SHE23060106-02AE

Date: 2023-10-18

Page 46 of 155

Test BW	Test Channel	Test Mode	Test RB (Size#Offset)	Conducted power (dBm)	Antenna Gain (dBi)	EIRP (dBm)	EIRP (W)	Limit (W)	Verdict
FDD LTE Band 4									
	MCH	QPSK	RB3#3	21.30	2.95	24.25	0.266	1	PASS
			RB6#0	20.64	2.95	23.59	0.229	1	PASS
			RB1#0	22.53	2.95	25.48	0.353	1	PASS
			RB1#3	22.41	2.95	25.36	0.344	1	PASS
			RB1#5	22.52	2.95	25.47	0.352	1	PASS
			RB3#0	22.54	2.95	25.49	0.354	1	PASS
			RB3#2	22.66	2.95	25.61	0.364	1	PASS
			RB3#3	22.58	2.95	25.53	0.357	1	PASS
		RB6#0	21.69	2.95	24.64	0.291	1	PASS	
		16-QAM	RB1#0	22.17	2.95	25.12	0.325	1	PASS
			RB1#3	22.36	2.95	25.31	0.340	1	PASS
			RB1#5	21.67	2.95	24.62	0.290	1	PASS
			RB3#0	21.77	2.95	24.72	0.296	1	PASS
			RB3#2	21.78	2.95	24.73	0.297	1	PASS
	RB3#3		21.57	2.95	24.52	0.283	1	PASS	
	RB6#0	20.62	2.95	23.57	0.228	1	PASS		
	HCH	QPSK	RB1#0	22.53	2.95	25.48	0.353	1	PASS
			RB1#3	22.63	2.95	25.58	0.361	1	PASS
			RB1#5	22.41	2.95	25.36	0.344	1	PASS
			RB3#0	22.58	2.95	25.53	0.357	1	PASS
			RB3#2	22.74	2.95	25.69	0.371	1	PASS
			RB3#3	22.60	2.95	25.55	0.359	1	PASS
			RB6#0	21.77	2.95	24.72	0.296	1	PASS
		16-QAM	RB1#0	21.61	2.95	24.56	0.286	1	PASS
			RB1#3	21.93	2.95	24.88	0.308	1	PASS
			RB1#5	21.79	2.95	24.74	0.298	1	PASS
			RB3#0	21.84	2.95	24.79	0.301	1	PASS
			RB3#2	21.90	2.95	24.85	0.305	1	PASS
RB3#3			21.82	2.95	24.77	0.300	1	PASS	
RB6#0			20.67	2.95	23.62	0.230	1	PASS	
3 MHz	LCH	QPSK	RB1#0	22.39	2.95	25.34	0.342	1	PASS
			RB1#7	22.35	2.95	25.30	0.339	1	PASS
			RB1#14	22.38	2.95	25.33	0.341	1	PASS
			RB8#0	21.43	2.95	24.38	0.274	1	PASS
			RB8#4	21.34	2.95	24.29	0.269	1	PASS
			RB8#7	21.38	2.95	24.33	0.271	1	PASS



TEST REPORT

Report No.: SHE23060106-02AE

Date: 2023-10-18

Page 47 of 155

Test BW	Test Channel	Test Mode	Test RB (Size#Offset)	Conducted power (dBm)	Antenna Gain (dBi)	EIRP (dBm)	EIRP (W)	Limit (W)	Verdict
FDD LTE Band 4									
	MCH	16-QAM	RB15#0	21.44	2.95	24.39	0.275	1	PASS
			RB1#0	21.35	2.95	24.30	0.269	1	PASS
			RB1#7	21.29	2.95	24.24	0.265	1	PASS
			RB1#14	21.28	2.95	24.23	0.265	1	PASS
			RB8#0	20.23	2.95	23.18	0.208	1	PASS
			RB8#4	20.27	2.95	23.22	0.210	1	PASS
			RB8#7	20.19	2.95	23.14	0.206	1	PASS
			RB15#0	20.26	2.95	23.21	0.209	1	PASS
		QPSK	RB1#0	22.55	2.95	25.50	0.355	1	PASS
			RB1#7	22.32	2.95	25.27	0.337	1	PASS
			RB1#14	22.49	2.95	25.44	0.350	1	PASS
			RB8#0	21.63	2.95	24.58	0.287	1	PASS
			RB8#4	21.57	2.95	24.52	0.283	1	PASS
			RB8#7	21.56	2.95	24.51	0.282	1	PASS
	16-QAM	RB15#0	21.58	2.95	24.53	0.284	1	PASS	
		RB1#0	21.55	2.95	24.50	0.282	1	PASS	
		RB1#7	21.50	2.95	24.45	0.279	1	PASS	
		RB1#14	21.47	2.95	24.42	0.277	1	PASS	
		RB8#0	20.66	2.95	23.61	0.230	1	PASS	
		RB8#4	20.80	2.95	23.75	0.237	1	PASS	
		RB8#7	20.69	2.95	23.64	0.231	1	PASS	
	HCH	QPSK	RB15#0	20.55	2.95	23.50	0.224	1	PASS
			RB1#0	22.68	2.95	25.63	0.366	1	PASS
			RB1#7	22.51	2.95	25.46	0.352	1	PASS
			RB1#14	22.47	2.95	25.42	0.348	1	PASS
			RB8#0	21.61	2.95	24.56	0.286	1	PASS
			RB8#4	21.79	2.95	24.74	0.298	1	PASS
			RB8#7	21.62	2.95	24.57	0.286	1	PASS
		16-QAM	RB15#0	21.61	2.95	24.56	0.286	1	PASS
			RB1#0	21.64	2.95	24.59	0.288	1	PASS
			RB1#7	21.65	2.95	24.60	0.288	1	PASS
			RB1#14	21.55	2.95	24.50	0.282	1	PASS
			RB8#0	20.58	2.95	23.53	0.225	1	PASS
			RB8#4	20.55	2.95	23.50	0.224	1	PASS
			RB8#7	20.45	2.95	23.40	0.219	1	PASS
	RB15#0	20.45	2.95	23.40	0.219	1	PASS		



TEST REPORT

Report No.: SHE23060106-02AE

Date: 2023-10-18

Page 48 of 155

Test BW	Test Channel	Test Mode	Test RB (Size#Offset)	Conducted power (dBm)	Antenna Gain (dBi)	EIRP (dBm)	EIRP (W)	Limit (W)	Verdict
FDD LTE Band 4									
5 MHz	LCH	QPSK	RB1#0	22.28	2.95	25.23	0.333	1	PASS
			RB1#13	22.32	2.95	25.27	0.337	1	PASS
			RB1#24	22.28	2.95	25.23	0.333	1	PASS
			RB12#0	21.29	2.95	24.24	0.265	1	PASS
			RB12#6	21.27	2.95	24.22	0.264	1	PASS
			RB12#13	21.38	2.95	24.33	0.271	1	PASS
			RB25#0	21.25	2.95	24.20	0.263	1	PASS
		16-QAM	RB1#0	21.22	2.95	24.17	0.261	1	PASS
			RB1#13	21.26	2.95	24.21	0.264	1	PASS
			RB1#24	20.78	2.95	23.73	0.236	1	PASS
			RB12#0	20.22	2.95	23.17	0.207	1	PASS
			RB12#6	20.21	2.95	23.16	0.207	1	PASS
			RB12#13	20.26	2.95	23.21	0.209	1	PASS
			RB25#0	20.49	2.95	23.44	0.221	1	PASS
	MCH	QPSK	RB1#0	22.30	2.95	25.25	0.335	1	PASS
			RB1#13	22.36	2.95	25.31	0.340	1	PASS
			RB1#24	22.15	2.95	25.10	0.324	1	PASS
			RB12#0	21.58	2.95	24.53	0.284	1	PASS
			RB12#6	21.50	2.95	24.45	0.279	1	PASS
			RB12#13	21.52	2.95	24.47	0.280	1	PASS
			RB25#0	21.60	2.95	24.55	0.285	1	PASS
		16-QAM	RB1#0	21.50	2.95	24.45	0.279	1	PASS
			RB1#13	21.54	2.95	24.49	0.281	1	PASS
			RB1#24	21.09	2.95	24.04	0.254	1	PASS
			RB12#0	20.57	2.95	23.52	0.225	1	PASS
			RB12#6	20.52	2.95	23.47	0.222	1	PASS
			RB12#13	20.44	2.95	23.39	0.218	1	PASS
			RB25#0	20.52	2.95	23.47	0.222	1	PASS
	HCH	QPSK	RB1#0	22.56	2.95	25.51	0.356	1	PASS
			RB1#13	22.75	2.95	25.70	0.372	1	PASS
			RB1#24	22.66	2.95	25.61	0.364	1	PASS
			RB12#0	21.81	2.95	24.76	0.299	1	PASS
			RB12#6	21.81	2.95	24.76	0.299	1	PASS
			RB12#13	21.74	2.95	24.69	0.294	1	PASS
			RB25#0	21.81	2.95	24.76	0.299	1	PASS
		16-QAM	RB1#0	21.87	2.95	24.82	0.303	1	PASS



TEST REPORT

Report No.: SHE23060106-02AE

Date: 2023-10-18

Page 49 of 155

Test BW	Test Channel	Test Mode	Test RB (Size#Offset)	Conducted power (dBm)	Antenna Gain (dBi)	EIRP (dBm)	EIRP (W)	Limit (W)	Verdict
FDD LTE Band 4									
10 MHz			RB1#13	21.91	2.95	24.86	0.306	1	PASS
			RB1#24	21.38	2.95	24.33	0.271	1	PASS
			RB12#0	20.84	2.95	23.79	0.239	1	PASS
			RB12#6	20.81	2.95	23.76	0.238	1	PASS
			RB12#13	20.66	2.95	23.61	0.230	1	PASS
			RB25#0	20.85	2.95	23.80	0.240	1	PASS
	LCH	QPSK	RB1#0	22.49	2.95	25.44	0.350	1	PASS
			RB1#25	22.63	2.95	25.58	0.361	1	PASS
			RB1#49	22.36	2.95	25.31	0.340	1	PASS
			RB25#0	21.30	2.95	24.25	0.266	1	PASS
			RB25#13	21.46	2.95	24.41	0.276	1	PASS
			RB25#25	21.42	2.95	24.37	0.274	1	PASS
			RB50#0	21.48	2.95	24.43	0.277	1	PASS
		16-QAM	RB1#0	21.62	2.95	24.57	0.286	1	PASS
			RB1#25	22.18	2.95	25.13	0.326	1	PASS
			RB1#49	21.64	2.95	24.59	0.288	1	PASS
			RB25#0	20.28	2.95	23.23	0.210	1	PASS
			RB25#13	20.56	2.95	23.51	0.224	1	PASS
			RB25#25	20.52	2.95	23.47	0.222	1	PASS
			RB50#0	20.48	2.95	23.43	0.220	1	PASS
	MCH	QPSK	RB1#0	22.44	2.95	25.39	0.346	1	PASS
			RB1#25	22.81	2.95	25.76	0.377	1	PASS
			RB1#49	22.31	2.95	25.26	0.336	1	PASS
			RB25#0	21.56	2.95	24.51	0.282	1	PASS
			RB25#13	21.58	2.95	24.53	0.284	1	PASS
			RB25#25	21.50	2.95	24.45	0.279	1	PASS
			RB50#0	21.60	2.95	24.55	0.285	1	PASS
		16-QAM	RB1#0	21.64	2.95	24.59	0.288	1	PASS
			RB1#25	21.65	2.95	24.60	0.288	1	PASS
			RB1#49	20.81	2.95	23.76	0.238	1	PASS
RB25#0			20.63	2.95	23.58	0.228	1	PASS	
RB25#13			20.56	2.95	23.51	0.224	1	PASS	
RB25#25			20.64	2.95	23.59	0.229	1	PASS	
RB50#0			20.66	2.95	23.61	0.230	1	PASS	
HCH	QPSK	RB1#0	22.72	2.95	25.67	0.369	1	PASS	
		RB1#25	23.00	2.95	25.95	0.394	1	PASS	



TEST REPORT

Report No.: SHE23060106-02AE

Date: 2023-10-18

Page 50 of 155

Test BW	Test Channel	Test Mode	Test RB (Size#Offset)	Conducted power (dBm)	Antenna Gain (dBi)	EIRP (dBm)	EIRP (W)	Limit (W)	Verdict			
FDD LTE Band 4												
			RB1#49	22.74	2.95	25.69	0.371	1	PASS			
			RB25#0	21.68	2.95	24.63	0.290	1	PASS			
			RB25#13	21.75	2.95	24.70	0.295	1	PASS			
			RB25#25	21.66	2.95	24.61	0.289	1	PASS			
			RB50#0	21.70	2.95	24.65	0.292	1	PASS			
		16-QAM	RB1#0	21.84	2.95	24.79	0.301	1	PASS			
			RB1#25	21.83	2.95	24.78	0.301	1	PASS			
			RB1#49	21.73	2.95	24.68	0.294	1	PASS			
			RB25#0	20.73	2.95	23.68	0.233	1	PASS			
			RB25#13	20.89	2.95	23.84	0.242	1	PASS			
			RB25#25	20.78	2.95	23.73	0.236	1	PASS			
			RB50#0	20.78	2.95	23.73	0.236	1	PASS			
			15 MHz	LCH	QPSK	RB1#0	22.37	2.95	25.32	0.340	1	PASS
						RB1#38	22.41	2.95	25.36	0.344	1	PASS
RB1#74	22.39	2.95				25.34	0.342	1	PASS			
RB36#0	21.44	2.95				24.39	0.275	1	PASS			
RB36#19	21.46	2.95				24.41	0.276	1	PASS			
RB36#39	21.56	2.95				24.51	0.282	1	PASS			
RB75#0	21.47	2.95				24.42	0.277	1	PASS			
16-QAM	RB1#0	21.57			2.95	24.52	0.283	1	PASS			
	RB1#38	21.96			2.95	24.91	0.310	1	PASS			
	RB1#74	21.31			2.95	24.26	0.267	1	PASS			
	RB36#0	20.44			2.95	23.39	0.218	1	PASS			
	RB36#19	20.40			2.95	23.35	0.216	1	PASS			
	RB36#39	20.46			2.95	23.41	0.219	1	PASS			
	RB75#0	20.59			2.95	23.54	0.226	1	PASS			
MCH	QPSK	RB1#0	22.33	2.95	25.28	0.337	1	PASS				
		RB1#38	22.60	2.95	25.55	0.359	1	PASS				
		RB1#74	22.18	2.95	25.13	0.326	1	PASS				
		RB36#0	21.49	2.95	24.44	0.278	1	PASS				
		RB36#19	21.50	2.95	24.45	0.279	1	PASS				
		RB36#39	21.46	2.95	24.41	0.276	1	PASS				
		RB75#0	21.50	2.95	24.45	0.279	1	PASS				
	16-QAM	RB1#0	21.57	2.95	24.52	0.283	1	PASS				
		RB1#38	21.50	2.95	24.45	0.279	1	PASS				
		RB1#74	20.83	2.95	23.78	0.239	1	PASS				



TEST REPORT

Report No.: SHE23060106-02AE

Date: 2023-10-18

Page 51 of 155

Test BW	Test Channel	Test Mode	Test RB (Size#Offset)	Conducted power (dBm)	Antenna Gain (dBi)	EIRP (dBm)	EIRP (W)	Limit (W)	Verdict
FDD LTE Band 4									
20 MHz	HCH	QPSK	RB36#0	20.56	2.95	23.51	0.224	1	PASS
			RB36#19	20.69	2.95	23.64	0.231	1	PASS
			RB36#39	20.45	2.95	23.40	0.219	1	PASS
			RB75#0	20.46	2.95	23.41	0.219	1	PASS
		16-QAM	RB1#0	22.51	2.95	25.46	0.352	1	PASS
			RB1#38	22.53	2.95	25.48	0.353	1	PASS
			RB1#74	22.42	2.95	25.37	0.344	1	PASS
			RB36#0	21.64	2.95	24.59	0.288	1	PASS
			RB36#19	21.65	2.95	24.60	0.288	1	PASS
			RB36#39	21.70	2.95	24.65	0.292	1	PASS
	16-QAM	RB75#0	21.71	2.95	24.66	0.292	1	PASS	
		RB1#0	22.38	2.95	25.33	0.341	1	PASS	
		RB1#38	22.65	2.95	25.60	0.363	1	PASS	
		RB1#74	22.35	2.95	25.30	0.339	1	PASS	
		RB36#0	20.70	2.95	23.65	0.232	1	PASS	
		RB36#19	20.69	2.95	23.64	0.231	1	PASS	
	LCH	QPSK	RB36#39	20.69	2.95	23.64	0.231	1	PASS
			RB75#0	20.67	2.95	23.62	0.230	1	PASS
			RB1#0	22.14	2.95	25.09	0.323	1	PASS
			RB1#50	22.55	2.95	25.50	0.355	1	PASS
RB1#99			22.38	2.95	25.33	0.341	1	PASS	
RB50#0			21.31	2.95	24.26	0.267	1	PASS	
RB50#25			21.52	2.95	24.47	0.280	1	PASS	
16-QAM		RB50#50	21.41	2.95	24.36	0.273	1	PASS	
		RB100#0	21.30	2.95	24.25	0.266	1	PASS	
		RB1#0	21.42	2.95	24.37	0.274	1	PASS	
		RB1#50	21.68	2.95	24.63	0.290	1	PASS	
		RB1#99	20.87	2.95	23.82	0.241	1	PASS	
		RB50#0	20.32	2.95	23.27	0.212	1	PASS	
		RB50#25	20.53	2.95	23.48	0.223	1	PASS	
MCH	QPSK	RB50#50	20.54	2.95	23.49	0.223	1	PASS	
		RB100#0	20.34	2.95	23.29	0.213	1	PASS	
		RB1#0	22.83	2.95	25.78	0.378	1	PASS	
		RB1#50	22.67	2.95	25.62	0.365	1	PASS	
			RB1#99	22.47	2.95	25.42	0.348	1	PASS
			RB50#0	21.53	2.95	24.48	0.281	1	PASS



TEST REPORT

Report No.: SHE23060106-02AE

Date: 2023-10-18

Page 52 of 155

Test BW	Test Channel	Test Mode	Test RB (Size#Offset)	Conducted power (dBm)	Antenna Gain (dBi)	EIRP (dBm)	EIRP (W)	Limit (W)	Verdict	
FDD LTE Band 4										
		16-QAM	RB50#25	21.54	2.95	24.49	0.281	1	PASS	
			RB50#50	21.42	2.95	24.37	0.274	1	PASS	
			RB100#0	21.47	2.95	24.42	0.277	1	PASS	
			RB1#0	21.82	2.95	24.77	0.300	1	PASS	
			RB1#50	21.77	2.95	24.72	0.296	1	PASS	
			RB1#99	20.61	2.95	23.56	0.227	1	PASS	
			RB50#0	20.50	2.95	23.45	0.221	1	PASS	
			RB50#25	20.49	2.95	23.44	0.221	1	PASS	
			RB50#50	20.52	2.95	23.47	0.222	1	PASS	
		RB100#0	20.51	2.95	23.46	0.222	1	PASS		
		HCH	QPSK	RB1#0	22.47	2.95	25.42	0.348	1	PASS
				RB1#50	22.60	2.95	25.55	0.359	1	PASS
				RB1#99	22.49	2.95	25.44	0.350	1	PASS
				RB50#0	21.65	2.95	24.60	0.288	1	PASS
				RB50#25	21.62	2.95	24.57	0.286	1	PASS
				RB50#50	21.68	2.95	24.63	0.290	1	PASS
				RB100#0	21.60	2.95	24.55	0.285	1	PASS
				16-QAM	RB1#0	21.74	2.95	24.69	0.294	1
	RB1#50				21.66	2.95	24.61	0.289	1	PASS
	RB1#99	21.33	2.95		24.28	0.268	1	PASS		
	RB50#0	20.66	2.95		23.61	0.230	1	PASS		
RB50#25	20.66	2.95	23.61		0.230	1	PASS			
RB50#50	20.64	2.95	23.59		0.229	1	PASS			
RB100#0	20.67	2.95	23.62		0.230	1	PASS			

Test BW	Test Channel	Test Mode	Test RB (Size#Offset)	Conducted power (dBm)	Antenna Gain (dBi)	ERP (dBm)	ERP (W)	Limit (W)	Verdict
FDD LTE Band 5									
1.4 MHz	LCH	QPSK	RB1#0	23.05	0.64	21.54	0.143	7	PASS
			RB1#3	23.03	0.64	21.52	0.142	7	PASS
			RB1#5	23.02	0.64	21.51	0.142	7	PASS
			RB3#0	23.02	0.64	21.51	0.142	7	PASS
			RB3#2	22.95	0.64	21.44	0.139	7	PASS
			RB3#3	23.07	0.64	21.56	0.143	7	PASS



TEST REPORT

Report No.: SHE23060106-02AE

Date: 2023-10-18

Page 53 of 155

Test BW	Test Channel	Test Mode	Test RB (Size#Offset)	Conducted power (dBm)	Antenna Gain (dBi)	ERP (dBm)	ERP (W)	Limit (W)	Verdict	
FDD LTE Band 5										
		16-QAM	RB6#0	21.92	0.64	20.41	0.110	7	PASS	
			RB1#0	21.98	0.64	20.47	0.111	7	PASS	
			RB1#3	21.95	0.64	20.44	0.111	7	PASS	
			RB1#5	22.05	0.64	20.54	0.113	7	PASS	
			RB3#0	21.74	0.64	20.23	0.105	7	PASS	
			RB3#2	21.77	0.64	20.26	0.106	7	PASS	
			RB3#3	21.73	0.64	20.22	0.105	7	PASS	
			RB6#0	20.48	0.64	18.97	0.079	7	PASS	
		MCH	QPSK	RB1#0	22.76	0.64	21.25	0.133	7	PASS
				RB1#3	22.76	0.64	21.25	0.133	7	PASS
				RB1#5	22.68	0.64	21.17	0.131	7	PASS
				RB3#0	22.74	0.64	21.23	0.133	7	PASS
				RB3#2	22.80	0.64	21.29	0.135	7	PASS
				RB3#3	22.79	0.64	21.28	0.134	7	PASS
	RB6#0			21.72	0.64	20.21	0.105	7	PASS	
	16-QAM		RB1#0	21.52	0.64	20.01	0.100	7	PASS	
			RB1#3	21.57	0.64	20.06	0.101	7	PASS	
			RB1#5	21.23	0.64	19.72	0.094	7	PASS	
			RB3#0	21.54	0.64	20.03	0.101	7	PASS	
			RB3#2	21.59	0.64	20.08	0.102	7	PASS	
			RB3#3	21.56	0.64	20.05	0.101	7	PASS	
			RB6#0	20.44	0.64	18.93	0.078	7	PASS	
	HCH	QPSK	RB1#0	22.58	0.64	21.07	0.128	7	PASS	
			RB1#3	22.75	0.64	21.24	0.133	7	PASS	
			RB1#5	22.66	0.64	21.15	0.130	7	PASS	
			RB3#0	22.61	0.64	21.10	0.129	7	PASS	
			RB3#2	22.61	0.64	21.10	0.129	7	PASS	
			RB3#3	22.54	0.64	21.03	0.127	7	PASS	
			RB6#0	21.56	0.64	20.05	0.101	7	PASS	
		16-QAM	RB1#0	21.60	0.64	20.09	0.102	7	PASS	
RB1#3			21.62	0.64	20.11	0.103	7	PASS		
RB1#5			21.70	0.64	20.19	0.104	7	PASS		
RB3#0			22.19	0.64	20.68	0.117	7	PASS		
RB3#2			22.21	0.64	20.70	0.117	7	PASS		
RB3#3			22.12	0.64	20.61	0.115	7	PASS		
RB6#0			20.99	0.64	19.48	0.089	7	PASS		



TEST REPORT

Report No.: SHE23060106-02AE

Date: 2023-10-18

Page 54 of 155

Test BW	Test Channel	Test Mode	Test RB (Size#Offset)	Conducted power (dBm)	Antenna Gain (dBi)	ERP (dBm)	ERP (W)	Limit (W)	Verdict
FDD LTE Band 5									
3 MHz	LCH	QPSK	RB1#0	22.88	0.64	21.37	0.137	7	PASS
			RB1#7	22.84	0.64	21.33	0.136	7	PASS
			RB1#14	22.81	0.64	21.30	0.135	7	PASS
			RB8#0	22.08	0.64	20.57	0.114	7	PASS
			RB8#4	21.98	0.64	20.47	0.111	7	PASS
			RB8#7	21.94	0.64	20.43	0.110	7	PASS
			RB15#0	21.94	0.64	20.43	0.110	7	PASS
		16-QAM	RB1#0	21.98	0.64	20.47	0.111	7	PASS
			RB1#7	21.97	0.64	20.46	0.111	7	PASS
			RB1#14	21.84	0.64	20.33	0.108	7	PASS
			RB8#0	21.25	0.64	19.74	0.094	7	PASS
			RB8#4	21.21	0.64	19.70	0.093	7	PASS
			RB8#7	21.23	0.64	19.72	0.094	7	PASS
			RB15#0	20.80	0.64	19.29	0.085	7	PASS
	MCH	QPSK	RB1#0	22.62	0.64	21.11	0.129	7	PASS
			RB1#7	22.56	0.64	21.05	0.127	7	PASS
			RB1#14	22.71	0.64	21.20	0.132	7	PASS
			RB8#0	21.82	0.64	20.31	0.107	7	PASS
			RB8#4	21.76	0.64	20.25	0.106	7	PASS
			RB8#7	21.75	0.64	20.24	0.106	7	PASS
			RB15#0	21.71	0.64	20.20	0.105	7	PASS
		16-QAM	RB1#0	21.11	0.64	19.60	0.091	7	PASS
			RB1#7	21.21	0.64	19.70	0.093	7	PASS
			RB1#14	21.20	0.64	19.69	0.093	7	PASS
			RB8#0	20.82	0.64	19.31	0.085	7	PASS
			RB8#4	20.94	0.64	19.43	0.088	7	PASS
			RB8#7	20.73	0.64	19.22	0.084	7	PASS
			RB15#0	20.72	0.64	19.21	0.083	7	PASS
	HCH	QPSK	RB1#0	22.64	0.64	21.13	0.130	7	PASS
			RB1#7	22.91	0.64	21.40	0.138	7	PASS
			RB1#14	22.49	0.64	20.98	0.125	7	PASS
			RB8#0	21.72	0.64	20.21	0.105	7	PASS
			RB8#4	21.62	0.64	20.11	0.103	7	PASS
			RB8#7	21.60	0.64	20.09	0.102	7	PASS
			RB15#0	21.74	0.64	20.23	0.105	7	PASS
		16-QAM	RB1#0	21.79	0.64	20.28	0.107	7	PASS



TEST REPORT

Report No.: SHE23060106-02AE

Date: 2023-10-18

Page 55 of 155

Test BW	Test Channel	Test Mode	Test RB (Size#Offset)	Conducted power (dBm)	Antenna Gain (dBi)	ERP (dBm)	ERP (W)	Limit (W)	Verdict
FDD LTE Band 5									
5 MHz			RB1#7	21.53	0.64	20.02	0.100	7	PASS
			RB1#14	21.44	0.64	19.93	0.098	7	PASS
			RB8#0	20.84	0.64	19.33	0.086	7	PASS
			RB8#4	20.74	0.64	19.23	0.084	7	PASS
			RB8#7	20.46	0.64	18.95	0.079	7	PASS
			RB15#0	20.39	0.64	18.88	0.077	7	PASS
	LCH	QPSK	RB1#0	22.74	0.64	21.23	0.133	7	PASS
			RB1#13	22.78	0.64	21.27	0.134	7	PASS
			RB1#24	22.47	0.64	20.96	0.125	7	PASS
			RB12#0	21.87	0.64	20.36	0.109	7	PASS
			RB12#6	21.87	0.64	20.36	0.109	7	PASS
			RB12#13	21.87	0.64	20.36	0.109	7	PASS
			RB25#0	21.77	0.64	20.26	0.106	7	PASS
		16-QAM	RB1#0	21.44	0.64	19.93	0.098	7	PASS
			RB1#13	21.84	0.64	20.33	0.108	7	PASS
			RB1#24	20.95	0.64	19.44	0.088	7	PASS
			RB12#0	20.57	0.64	19.06	0.081	7	PASS
			RB12#6	20.65	0.64	19.14	0.082	7	PASS
			RB12#13	20.57	0.64	19.06	0.081	7	PASS
			RB25#0	20.88	0.64	19.37	0.086	7	PASS
	MCH	QPSK	RB1#0	22.29	0.64	20.78	0.120	7	PASS
			RB1#13	22.35	0.64	20.84	0.121	7	PASS
			RB1#24	22.48	0.64	20.97	0.125	7	PASS
			RB12#0	21.62	0.64	20.11	0.103	7	PASS
			RB12#6	21.69	0.64	20.18	0.104	7	PASS
			RB12#13	21.65	0.64	20.14	0.103	7	PASS
			RB25#0	21.69	0.64	20.18	0.104	7	PASS
		16-QAM	RB1#0	21.59	0.64	20.08	0.102	7	PASS
			RB1#13	21.78	0.64	20.27	0.106	7	PASS
			RB1#24	21.25	0.64	19.74	0.094	7	PASS
RB12#0			20.64	0.64	19.13	0.082	7	PASS	
RB12#6			20.74	0.64	19.23	0.084	7	PASS	
RB12#13			20.68	0.64	19.17	0.083	7	PASS	
RB25#0			20.65	0.64	19.14	0.082	7	PASS	
HCH	QPSK	RB1#0	22.71	0.64	21.20	0.132	7	PASS	
		RB1#13	22.67	0.64	21.16	0.131	7	PASS	



TEST REPORT

Report No.: SHE23060106-02AE

Date: 2023-10-18

Page 56 of 155

Test BW	Test Channel	Test Mode	Test RB (Size#Offset)	Conducted power (dBm)	Antenna Gain (dBi)	ERP (dBm)	ERP (W)	Limit (W)	Verdict		
FDD LTE Band 5											
			RB1#24	22.59	0.64	21.08	0.128	7	PASS		
			RB12#0	21.74	0.64	20.23	0.105	7	PASS		
			RB12#6	21.72	0.64	20.21	0.105	7	PASS		
			RB12#13	21.60	0.64	20.09	0.102	7	PASS		
			RB25#0	21.67	0.64	20.16	0.104	7	PASS		
		16-QAM	RB1#0	21.11	0.64	19.60	0.091	7	PASS		
			RB1#13	21.24	0.64	19.73	0.094	7	PASS		
			RB1#24	20.71	0.64	19.20	0.083	7	PASS		
			RB12#0	20.72	0.64	19.21	0.083	7	PASS		
			RB12#6	20.76	0.64	19.25	0.084	7	PASS		
			RB12#13	20.56	0.64	19.05	0.080	7	PASS		
			RB25#0	20.67	0.64	19.16	0.082	7	PASS		
		10 MHz	LCH	QPSK	RB1#0	22.99	0.64	21.48	0.141	7	PASS
					RB1#25	22.76	0.64	21.25	0.133	7	PASS
RB1#49	22.55				0.64	21.04	0.127	7	PASS		
RB25#0	21.94				0.64	20.43	0.110	7	PASS		
RB25#13	21.77				0.64	20.26	0.106	7	PASS		
RB25#25	21.73				0.64	20.22	0.105	7	PASS		
RB50#0	21.87				0.64	20.36	0.109	7	PASS		
16-QAM	RB1#0			21.85	0.64	20.34	0.108	7	PASS		
	RB1#25			22.04	0.64	20.53	0.113	7	PASS		
	RB1#49			21.64	0.64	20.13	0.103	7	PASS		
	RB25#0			20.74	0.64	19.23	0.084	7	PASS		
	RB25#13			20.77	0.64	19.26	0.084	7	PASS		
	RB25#25			20.72	0.64	19.21	0.083	7	PASS		
	RB50#0			20.75	0.64	19.24	0.084	7	PASS		
MCH	QPSK		RB1#0	22.66	0.64	21.15	0.130	7	PASS		
			RB1#25	23.14	0.64	21.63	0.146	7	PASS		
			RB1#49	22.65	0.64	21.14	0.130	7	PASS		
			RB25#0	21.67	0.64	20.16	0.104	7	PASS		
			RB25#13	21.83	0.64	20.32	0.108	7	PASS		
			RB25#25	21.80	0.64	20.29	0.107	7	PASS		
			RB50#0	21.77	0.64	20.26	0.106	7	PASS		
	16-QAM	RB1#0	21.81	0.64	20.30	0.107	7	PASS			
		RB1#25	21.71	0.64	20.20	0.105	7	PASS			
RB1#49		21.02	0.64	19.51	0.089	7	PASS				



TEST REPORT

Report No.: SHE23060106-02AE

Date: 2023-10-18

Page 57 of 155

Test BW	Test Channel	Test Mode	Test RB (Size#Offset)	Conducted power (dBm)	Antenna Gain (dBi)	ERP (dBm)	ERP (W)	Limit (W)	Verdict
FDD LTE Band 5									
	HCH	QPSK	RB25#0	20.70	0.64	19.19	0.083	7	PASS
			RB25#13	20.76	0.64	19.25	0.084	7	PASS
			RB25#25	20.71	0.64	19.20	0.083	7	PASS
			RB50#0	20.79	0.64	19.28	0.085	7	PASS
		16-QAM	RB1#0	22.64	0.64	21.13	0.130	7	PASS
			RB1#25	23.04	0.64	21.53	0.142	7	PASS
			RB1#49	22.49	0.64	20.98	0.125	7	PASS
			RB25#0	21.72	0.64	20.21	0.105	7	PASS
			RB25#13	21.77	0.64	20.26	0.106	7	PASS
			RB25#25	21.78	0.64	20.27	0.106	7	PASS
			RB50#0	21.65	0.64	20.14	0.103	7	PASS
			RB1#0	21.71	0.64	20.20	0.105	7	PASS
			RB1#25	21.90	0.64	20.39	0.109	7	PASS
			RB1#49	21.31	0.64	19.80	0.095	7	PASS
			RB25#0	20.73	0.64	19.22	0.084	7	PASS
			RB25#13	20.77	0.64	19.26	0.084	7	PASS
			RB25#25	20.66	0.64	19.15	0.082	7	PASS
			RB50#0	20.61	0.64	19.10	0.081	7	PASS

Test BW	Test Channel	Test Mode	Test RB (Size#Offset)	Conducted power (dBm)	Antenna Gain (dBi)	EIRP (dBm)	EIRP (W)	Limit (W)	Verdict
FDD LTE Band 7									
5 MHz	LCH	QPSK	RB1#0	22.66	2.90	25.56	0.360	2	PASS
			RB1#13	22.92	2.90	25.82	0.382	2	PASS
			RB1#24	22.53	2.90	25.43	0.349	2	PASS
			RB12#0	21.76	2.90	24.66	0.292	2	PASS
			RB12#6	21.78	2.90	24.68	0.294	2	PASS
			RB12#13	21.70	2.90	24.60	0.288	2	PASS
			RB25#0	21.79	2.90	24.69	0.294	2	PASS
		16-QAM	RB1#0	21.80	2.90	24.70	0.295	2	PASS
			RB1#13	21.79	2.90	24.69	0.294	2	PASS
			RB1#24	20.95	2.90	23.85	0.243	2	PASS
			RB12#0	20.59	2.90	23.49	0.223	2	PASS
			RB12#6	20.66	2.90	23.56	0.227	2	PASS
			RB12#13	20.59	2.90	23.49	0.223	2	PASS



TEST REPORT

Report No.: SHE23060106-02AE

Date: 2023-10-18

Page 58 of 155

Test BW	Test Channel	Test Mode	Test RB (Size#Offset)	Conducted power (dBm)	Antenna Gain (dBi)	EIRP (dBm)	EIRP (W)	Limit (W)	Verdict
FDD LTE Band 7									
	MCH	QPSK	RB25#0	20.80	2.90	23.70	0.234	2	PASS
			RB1#0	22.74	2.90	25.64	0.366	2	PASS
			RB1#13	22.92	2.90	25.82	0.382	2	PASS
			RB1#24	22.71	2.90	25.61	0.364	2	PASS
			RB12#0	21.87	2.90	24.77	0.300	2	PASS
			RB12#6	21.86	2.90	24.76	0.299	2	PASS
			RB12#13	21.85	2.90	24.75	0.299	2	PASS
		RB25#0	21.91	2.90	24.81	0.303	2	PASS	
		16-QAM	RB1#0	21.80	2.90	24.70	0.295	2	PASS
			RB1#13	21.67	2.90	24.57	0.286	2	PASS
			RB1#24	21.19	2.90	24.09	0.256	2	PASS
			RB12#0	20.82	2.90	23.72	0.236	2	PASS
			RB12#6	20.84	2.90	23.74	0.237	2	PASS
			RB12#13	20.64	2.90	23.54	0.226	2	PASS
	RB25#0		20.95	2.90	23.85	0.243	2	PASS	
	HCH	QPSK	RB1#0	22.88	2.90	25.78	0.378	2	PASS
			RB1#13	22.98	2.90	25.88	0.387	2	PASS
			RB1#24	22.76	2.90	25.66	0.368	2	PASS
			RB12#0	22.00	2.90	24.90	0.309	2	PASS
			RB12#6	22.11	2.90	25.01	0.317	2	PASS
			RB12#13	22.05	2.90	24.95	0.313	2	PASS
			RB25#0	21.98	2.90	24.88	0.308	2	PASS
		16-QAM	RB1#0	22.35	2.90	25.25	0.335	2	PASS
			RB1#13	22.03	2.90	24.93	0.311	2	PASS
			RB1#24	21.38	2.90	24.28	0.268	2	PASS
			RB12#0	20.83	2.90	23.73	0.236	2	PASS
			RB12#6	21.11	2.90	24.01	0.252	2	PASS
			RB12#13	21.06	2.90	23.96	0.249	2	PASS
RB25#0			21.01	2.90	23.91	0.246	2	PASS	
10 MHz	LCH	QPSK	RB1#0	22.95	2.90	25.85	0.385	2	PASS
			RB1#25	23.02	2.90	25.92	0.391	2	PASS
			RB1#49	22.71	2.90	25.61	0.364	2	PASS
			RB25#0	21.73	2.90	24.63	0.290	2	PASS
			RB25#13	21.76	2.90	24.66	0.292	2	PASS
			RB25#25	21.59	2.90	24.49	0.281	2	PASS
			RB50#0	21.72	2.90	24.62	0.290	2	PASS



TEST REPORT

Report No.: SHE23060106-02AE

Date: 2023-10-18

Page 59 of 155

Test BW	Test Channel	Test Mode	Test RB (Size#Offset)	Conducted power (dBm)	Antenna Gain (dBi)	EIRP (dBm)	EIRP (W)	Limit (W)	Verdict	
FDD LTE Band 7										
15 MHz		16-QAM	RB1#0	21.71	2.90	24.61	0.289	2	PASS	
			RB1#25	22.49	2.90	25.39	0.346	2	PASS	
			RB1#49	21.98	2.90	24.88	0.308	2	PASS	
			RB25#0	20.76	2.90	23.66	0.232	2	PASS	
			RB25#13	20.79	2.90	23.69	0.234	2	PASS	
			RB25#25	20.63	2.90	23.53	0.225	2	PASS	
			RB50#0	20.78	2.90	23.68	0.233	2	PASS	
		MCH	QPSK	RB1#0	23.00	2.90	25.90	0.389	2	PASS
				RB1#25	23.24	2.90	26.14	0.411	2	PASS
				RB1#49	22.76	2.90	25.66	0.368	2	PASS
				RB25#0	21.81	2.90	24.71	0.296	2	PASS
				RB25#13	21.77	2.90	24.67	0.293	2	PASS
				RB25#25	21.78	2.90	24.68	0.294	2	PASS
				RB50#0	21.78	2.90	24.68	0.294	2	PASS
	16-QAM		RB1#0	21.87	2.90	24.77	0.300	2	PASS	
			RB1#25	21.83	2.90	24.73	0.297	2	PASS	
			RB1#49	21.65	2.90	24.55	0.285	2	PASS	
			RB25#0	21.10	2.90	24.00	0.251	2	PASS	
			RB25#13	21.09	2.90	23.99	0.251	2	PASS	
			RB25#25	21.03	2.90	23.93	0.247	2	PASS	
			RB50#0	20.83	2.90	23.73	0.236	2	PASS	
	HCH	QPSK	RB1#0	23.25	2.90	26.15	0.412	2	PASS	
			RB1#25	23.45	2.90	26.35	0.432	2	PASS	
			RB1#49	23.16	2.90	26.06	0.404	2	PASS	
			RB25#0	22.11	2.90	25.01	0.317	2	PASS	
			RB25#13	22.17	2.90	25.07	0.321	2	PASS	
			RB25#25	22.11	2.90	25.01	0.317	2	PASS	
			RB50#0	22.08	2.90	24.98	0.315	2	PASS	
		16-QAM	RB1#0	22.16	2.90	25.06	0.321	2	PASS	
			RB1#25	22.24	2.90	25.14	0.327	2	PASS	
			RB1#49	22.08	2.90	24.98	0.315	2	PASS	
			RB25#0	21.17	2.90	24.07	0.255	2	PASS	
			RB25#13	21.18	2.90	24.08	0.256	2	PASS	
RB25#25			21.16	2.90	24.06	0.255	2	PASS		
RB50#0			21.11	2.90	24.01	0.252	2	PASS		
LCH	QPSK	RB1#0	22.92	2.90	25.82	0.382	2	PASS		



TEST REPORT

Report No.: SHE23060106-02AE

Date: 2023-10-18

Page 60 of 155

Test BW	Test Channel	Test Mode	Test RB (Size#Offset)	Conducted power (dBm)	Antenna Gain (dBi)	EIRP (dBm)	EIRP (W)	Limit (W)	Verdict
FDD LTE Band 7									
			RB1#38	22.71	2.90	25.61	0.364	2	PASS
			RB1#74	22.71	2.90	25.61	0.364	2	PASS
			RB36#0	21.78	2.90	24.68	0.294	2	PASS
			RB36#19	21.65	2.90	24.55	0.285	2	PASS
			RB36#39	21.67	2.90	24.57	0.286	2	PASS
			RB75#0	21.73	2.90	24.63	0.290	2	PASS
			RB1#0	22.07	2.90	24.97	0.314	2	PASS
		16-QAM	RB1#38	22.30	2.90	25.20	0.331	2	PASS
			RB1#74	21.88	2.90	24.78	0.301	2	PASS
			RB36#0	20.69	2.90	23.59	0.229	2	PASS
			RB36#19	20.70	2.90	23.60	0.229	2	PASS
			RB36#39	20.78	2.90	23.68	0.233	2	PASS
			RB75#0	20.80	2.90	23.70	0.234	2	PASS
			MCH	QPSK	RB1#0	22.64	2.90	25.54	0.358
	RB1#38	22.82			2.90	25.72	0.373	2	PASS
	RB1#74	22.73			2.90	25.63	0.366	2	PASS
	RB36#0	21.71			2.90	24.61	0.289	2	PASS
	RB36#19	21.74			2.90	24.64	0.291	2	PASS
	RB36#39	21.72			2.90	24.62	0.290	2	PASS
	RB75#0	21.81			2.90	24.71	0.296	2	PASS
	16-QAM	RB1#0		21.82	2.90	24.72	0.296	2	PASS
		RB1#38		21.74	2.90	24.64	0.291	2	PASS
		RB1#74		21.26	2.90	24.16	0.261	2	PASS
		RB36#0		20.88	2.90	23.78	0.239	2	PASS
		RB36#19		20.85	2.90	23.75	0.237	2	PASS
		RB36#39		20.80	2.90	23.70	0.234	2	PASS
		RB75#0		20.82	2.90	23.72	0.236	2	PASS
	HCH	QPSK	RB1#0	22.92	2.90	25.82	0.382	2	PASS
			RB1#38	22.99	2.90	25.89	0.388	2	PASS
			RB1#74	22.81	2.90	25.71	0.372	2	PASS
RB36#0			21.89	2.90	24.79	0.301	2	PASS	
RB36#19			22.09	2.90	24.99	0.316	2	PASS	
RB36#39			21.97	2.90	24.87	0.307	2	PASS	
RB75#0			21.97	2.90	24.87	0.307	2	PASS	
16-QAM		RB1#0	22.51	2.90	25.41	0.348	2	PASS	
		RB1#38	23.23	2.90	26.13	0.410	2	PASS	



TEST REPORT

Report No.: SHE23060106-02AE

Date: 2023-10-18

Page 61 of 155

Test BW	Test Channel	Test Mode	Test RB (Size#Offset)	Conducted power (dBm)	Antenna Gain (dBi)	EIRP (dBm)	EIRP (W)	Limit (W)	Verdict
FDD LTE Band 7									
20 MHz			RB1#74	22.85	2.90	25.75	0.376	2	PASS
			RB36#0	20.78	2.90	23.68	0.233	2	PASS
			RB36#19	20.98	2.90	23.88	0.244	2	PASS
			RB36#39	20.87	2.90	23.77	0.238	2	PASS
			RB75#0	20.96	2.90	23.86	0.243	2	PASS
	LCH	QPSK	RB1#0	22.15	2.90	25.05	0.320	2	PASS
			RB1#50	22.91	2.90	25.81	0.381	2	PASS
			RB1#99	22.81	2.90	25.71	0.372	2	PASS
			RB50#0	21.69	2.90	24.59	0.288	2	PASS
			RB50#25	21.71	2.90	24.61	0.289	2	PASS
			RB50#50	21.63	2.90	24.53	0.284	2	PASS
			RB100#0	21.63	2.90	24.53	0.284	2	PASS
		16-QAM	RB1#0	22.06	2.90	24.96	0.313	2	PASS
			RB1#50	21.84	2.90	24.74	0.298	2	PASS
			RB1#99	21.68	2.90	24.58	0.287	2	PASS
			RB50#0	20.83	2.90	23.73	0.236	2	PASS
			RB50#25	20.85	2.90	23.75	0.237	2	PASS
			RB50#50	20.81	2.90	23.71	0.235	2	PASS
			RB100#0	20.75	2.90	23.65	0.232	2	PASS
	MCH	QPSK	RB1#0	22.97	2.90	25.87	0.386	2	PASS
			RB1#50	23.03	2.90	25.93	0.392	2	PASS
			RB1#99	22.24	2.90	25.14	0.327	2	PASS
			RB50#0	21.77	2.90	24.67	0.293	2	PASS
			RB50#25	21.69	2.90	24.59	0.288	2	PASS
			RB50#50	21.62	2.90	24.52	0.283	2	PASS
			RB100#0	21.71	2.90	24.61	0.289	2	PASS
		16-QAM	RB1#0	21.85	2.90	24.75	0.299	2	PASS
			RB1#50	22.02	2.90	24.92	0.310	2	PASS
			RB1#99	21.44	2.90	24.34	0.272	2	PASS
			RB50#0	20.79	2.90	23.69	0.234	2	PASS
RB50#25			20.74	2.90	23.64	0.231	2	PASS	
RB50#50			20.74	2.90	23.64	0.231	2	PASS	
RB100#0			20.76	2.90	23.66	0.232	2	PASS	
HCH	QPSK	RB1#0	22.65	2.90	25.55	0.359	2	PASS	
		RB1#50	23.09	2.90	25.99	0.397	2	PASS	
		RB1#99	22.88	2.90	25.78	0.378	2	PASS	



TEST REPORT

Report No.: SHE23060106-02AE

Date: 2023-10-18

Page 62 of 155

Test BW	Test Channel	Test Mode	Test RB (Size#Offset)	Conducted power (dBm)	Antenna Gain (dBi)	EIRP (dBm)	EIRP (W)	Limit (W)	Verdict
FDD LTE Band 7									
			RB50#0	21.74	2.90	24.64	0.291	2	PASS
			RB50#25	22.02	2.90	24.92	0.310	2	PASS
			RB50#50	22.03	2.90	24.93	0.311	2	PASS
			RB100#0	21.86	2.90	24.76	0.299	2	PASS
		16-QAM	RB1#0	21.68	2.90	24.58	0.287	2	PASS
			RB1#50	22.01	2.90	24.91	0.310	2	PASS
			RB1#99	21.81	2.90	24.71	0.296	2	PASS
			RB50#0	20.70	2.90	23.60	0.229	2	PASS
			RB50#25	20.92	2.90	23.82	0.241	2	PASS
			RB50#50	20.91	2.90	23.81	0.240	2	PASS
			RB100#0	20.89	2.90	23.79	0.239	2	PASS

Test BW	Test Channel	Test Mode	Test RB (Size#Offset)	Conducted power (dBm)	Antenna Gain (dBi)	ERP (dBm)	ERP (W)	Limit (W)	Verdict
FDD LTE Band 12									
1.4 MHz	LCH	QPSK	RB1#0	23.10	1.57	22.52	0.179	3	PASS
			RB1#3	23.06	1.57	22.48	0.177	3	PASS
			RB1#5	23.12	1.57	22.54	0.179	3	PASS
			RB3#0	23.15	1.57	22.57	0.181	3	PASS
			RB3#2	23.25	1.57	22.67	0.185	3	PASS
			RB3#3	23.10	1.57	22.52	0.179	3	PASS
			RB6#0	22.01	1.57	21.43	0.139	3	PASS
		16-QAM	RB1#0	22.3	1.57	21.72	0.149	3	PASS
			RB1#3	22.19	1.57	21.61	0.145	3	PASS
			RB1#5	22.27	1.57	21.69	0.148	3	PASS
			RB3#0	22.17	1.57	21.59	0.144	3	PASS
			RB3#2	22.20	1.57	21.62	0.145	3	PASS
			RB3#3	22.15	1.57	21.57	0.144	3	PASS
			RB6#0	21.44	1.57	20.86	0.122	3	PASS
	MCH	QPSK	RB1#0	23.09	1.57	22.51	0.178	3	PASS
			RB1#3	23.25	1.57	22.67	0.185	3	PASS
			RB1#5	23.06	1.57	22.48	0.177	3	PASS
			RB3#0	23.21	1.57	22.63	0.183	3	PASS
			RB3#2	23.20	1.57	22.62	0.183	3	PASS
			RB3#3	23.18	1.57	22.60	0.182	3	PASS



TEST REPORT

Report No.: SHE23060106-02AE

Date: 2023-10-18

Page 63 of 155

Test BW	Test Channel	Test Mode	Test RB (Size#Offset)	Conducted power (dBm)	Antenna Gain (dBi)	ERP (dBm)	ERP (W)	Limit (W)	Verdict
FDD LTE Band 12									
3 MHz	HCH	16-QAM	RB6#0	22.24	1.57	21.66	0.147	3	PASS
			RB1#0	22.29	1.57	21.71	0.148	3	PASS
			RB1#3	22.33	1.57	21.75	0.150	3	PASS
			RB1#5	22.34	1.57	21.76	0.150	3	PASS
			RB3#0	21.95	1.57	21.37	0.137	3	PASS
			RB3#2	21.92	1.57	21.34	0.136	3	PASS
			RB3#3	21.99	1.57	21.41	0.138	3	PASS
		RB6#0	20.86	1.57	20.28	0.107	3	PASS	
		QPSK	RB1#0	23.05	1.57	22.47	0.177	3	PASS
			RB1#3	23.19	1.57	22.61	0.182	3	PASS
			RB1#5	23.07	1.57	22.49	0.177	3	PASS
			RB3#0	23.16	1.57	22.58	0.181	3	PASS
			RB3#2	23.11	1.57	22.53	0.179	3	PASS
			RB3#3	23.08	1.57	22.50	0.178	3	PASS
	RB6#0		22.08	1.57	21.50	0.141	3	PASS	
	16-QAM	RB1#0	22.15	1.57	21.57	0.144	3	PASS	
		RB1#3	22.25	1.57	21.67	0.147	3	PASS	
		RB1#5	22.19	1.57	21.61	0.145	3	PASS	
		RB3#0	22.39	1.57	21.81	0.152	3	PASS	
		RB3#2	22.32	1.57	21.74	0.149	3	PASS	
		RB3#3	22.27	1.57	21.69	0.148	3	PASS	
		RB6#0	21.33	1.57	20.75	0.119	3	PASS	
	LCH	QPSK	RB1#0	22.98	1.57	22.40	0.174	3	PASS
			RB1#7	23.18	1.57	22.60	0.182	3	PASS
			RB1#14	23.08	1.57	22.50	0.178	3	PASS
			RB8#0	22.27	1.57	21.69	0.148	3	PASS
			RB8#4	22.22	1.57	21.64	0.146	3	PASS
			RB8#7	22.13	1.57	21.55	0.143	3	PASS
RB15#0			22.21	1.57	21.63	0.146	3	PASS	
16-QAM		RB1#0	22.15	1.57	21.57	0.144	3	PASS	
		RB1#7	22.28	1.57	21.70	0.148	3	PASS	
		RB1#14	22.17	1.57	21.59	0.144	3	PASS	
		RB8#0	21.50	1.57	20.92	0.124	3	PASS	
		RB8#4	21.49	1.57	20.91	0.123	3	PASS	
		RB8#7	21.22	1.57	20.64	0.116	3	PASS	
		RB15#0	21.36	1.57	20.78	0.120	3	PASS	



TEST REPORT

Report No.: SHE23060106-02AE

Date: 2023-10-18

Page 64 of 155

Test BW	Test Channel	Test Mode	Test RB (Size#Offset)	Conducted power (dBm)	Antenna Gain (dBi)	ERP (dBm)	ERP (W)	Limit (W)	Verdict
FDD LTE Band 12									
	MCH	QPSK	RB1#0	23.13	1.57	22.55	0.180	3	PASS
			RB1#7	23.12	1.57	22.54	0.179	3	PASS
			RB1#14	23.08	1.57	22.50	0.178	3	PASS
			RB8#0	22.30	1.57	21.72	0.149	3	PASS
			RB8#4	22.27	1.57	21.69	0.148	3	PASS
			RB8#7	22.32	1.57	21.74	0.149	3	PASS
			RB15#0	22.26	1.57	21.68	0.147	3	PASS
		16-QAM	RB1#0	22.38	1.57	21.80	0.151	3	PASS
			RB1#7	22.26	1.57	21.68	0.147	3	PASS
			RB1#14	22.31	1.57	21.73	0.149	3	PASS
			RB8#0	21.28	1.57	20.70	0.117	3	PASS
			RB8#4	21.23	1.57	20.65	0.116	3	PASS
			RB8#7	21.20	1.57	20.62	0.115	3	PASS
			RB15#0	21.30	1.57	20.72	0.118	3	PASS
	HCH	QPSK	RB1#0	23.23	1.57	22.65	0.184	3	PASS
			RB1#7	23.22	1.57	22.64	0.184	3	PASS
			RB1#14	23.17	1.57	22.59	0.182	3	PASS
			RB8#0	22.33	1.57	21.75	0.150	3	PASS
			RB8#4	22.34	1.57	21.76	0.150	3	PASS
			RB8#7	22.28	1.57	21.70	0.148	3	PASS
			RB15#0	22.31	1.57	21.73	0.149	3	PASS
		16-QAM	RB1#0	22.19	1.57	21.61	0.145	3	PASS
			RB1#7	22.21	1.57	21.63	0.146	3	PASS
			RB1#14	21.89	1.57	21.31	0.135	3	PASS
			RB8#0	21.12	1.57	20.54	0.113	3	PASS
			RB8#4	21.23	1.57	20.65	0.116	3	PASS
			RB8#7	21.27	1.57	20.69	0.117	3	PASS
			RB15#0	21.39	1.57	20.81	0.121	3	PASS
5 MHz	LCH	QPSK	RB1#0	23.06	1.57	22.48	0.177	3	PASS
			RB1#13	23.15	1.57	22.57	0.181	3	PASS
			RB1#24	23.02	1.57	22.44	0.175	3	PASS
			RB12#0	22.12	1.57	21.54	0.143	3	PASS
			RB12#6	22.19	1.57	21.61	0.145	3	PASS
			RB12#13	22.20	1.57	21.62	0.145	3	PASS
			RB25#0	22.24	1.57	21.66	0.147	3	PASS
		16-QAM	RB1#0	22.00	1.57	21.42	0.139	3	PASS



TEST REPORT

Report No.: SHE23060106-02AE

Date: 2023-10-18

Page 65 of 155

Test BW	Test Channel	Test Mode	Test RB (Size#Offset)	Conducted power (dBm)	Antenna Gain (dBi)	ERP (dBm)	ERP (W)	Limit (W)	Verdict	
FDD LTE Band 12										
			RB1#13	22.11	1.57	21.53	0.142	3	PASS	
			RB1#24	21.67	1.57	21.09	0.129	3	PASS	
			RB12#0	21.10	1.57	20.52	0.113	3	PASS	
			RB12#6	21.06	1.57	20.48	0.112	3	PASS	
			RB12#13	20.99	1.57	20.41	0.110	3	PASS	
			RB25#0	21.28	1.57	20.70	0.117	3	PASS	
		QPSK	RB1#0	22.88	1.57	22.30	0.170	3	PASS	
			RB1#13	23.08	1.57	22.50	0.178	3	PASS	
			RB1#24	22.83	1.57	22.25	0.168	3	PASS	
			RB12#0	22.24	1.57	21.66	0.147	3	PASS	
			RB12#6	22.31	1.57	21.73	0.149	3	PASS	
			RB12#13	22.31	1.57	21.73	0.149	3	PASS	
	16-QAM	RB25#0	22.26	1.57	21.68	0.147	3	PASS		
		RB1#0	22.15	1.57	21.57	0.144	3	PASS		
		RB1#13	22.30	1.57	21.72	0.149	3	PASS		
		RB1#24	21.98	1.57	21.40	0.138	3	PASS		
		RB12#0	21.01	1.57	20.43	0.110	3	PASS		
		RB12#6	21.07	1.57	20.49	0.112	3	PASS		
			QPSK	RB12#13	21.05	1.57	20.47	0.111	3	PASS
				RB25#0	21.27	1.57	20.69	0.117	3	PASS
				RB1#0	22.95	1.57	22.37	0.173	3	PASS
				RB1#13	23.24	1.57	22.66	0.185	3	PASS
				RB1#24	22.87	1.57	22.29	0.169	3	PASS
				RB12#0	22.27	1.57	21.69	0.148	3	PASS
		16-QAM	RB12#6	22.25	1.57	21.67	0.147	3	PASS	
			RB12#13	22.18	1.57	21.60	0.145	3	PASS	
			RB25#0	22.18	1.57	21.60	0.145	3	PASS	
			RB1#0	22.23	1.57	21.65	0.146	3	PASS	
			RB1#13	22.29	1.57	21.71	0.148	3	PASS	
			RB1#24	21.30	1.57	20.72	0.118	3	PASS	
	HCH	16-QAM	RB12#0	21.24	1.57	20.66	0.116	3	PASS	
			RB12#6	21.33	1.57	20.75	0.119	3	PASS	
			RB12#13	20.98	1.57	20.40	0.110	3	PASS	
			RB25#0	21.19	1.57	20.61	0.115	3	PASS	
			RB1#0	23.10	1.57	22.52	0.179	3	PASS	
			RB1#25	23.17	1.57	22.59	0.182	3	PASS	
10 MHz	LCH	QPSK								



TEST REPORT

Report No.: SHE23060106-02AE

Date: 2023-10-18

Page 66 of 155

Test BW	Test Channel	Test Mode	Test RB (Size#Offset)	Conducted power (dBm)	Antenna Gain (dBi)	ERP (dBm)	ERP (W)	Limit (W)	Verdict	
FDD LTE Band 12										
			RB1#49	23.06	1.57	22.48	0.177	3	PASS	
			RB25#0	22.20	1.57	21.62	0.145	3	PASS	
			RB25#13	22.17	1.57	21.59	0.144	3	PASS	
			RB25#25	22.29	1.57	21.71	0.148	3	PASS	
			RB50#0	22.32	1.57	21.74	0.149	3	PASS	
		16-QAM	RB1#0	22.11	1.57	21.53	0.142	3	PASS	
			RB1#25	22.50	1.57	21.92	0.156	3	PASS	
			RB1#49	22.24	1.57	21.66	0.147	3	PASS	
			RB25#0	21.20	1.57	20.62	0.115	3	PASS	
			RB25#13	21.18	1.57	20.60	0.115	3	PASS	
			RB25#25	21.21	1.57	20.63	0.116	3	PASS	
			RB50#0	21.24	1.57	20.66	0.116	3	PASS	
		MCH	QPSK	RB1#0	22.94	1.57	22.36	0.172	3	PASS
				RB1#25	23.64	1.57	23.06	0.202	3	PASS
	RB1#49			23.14	1.57	22.56	0.180	3	PASS	
	RB25#0			22.15	1.57	21.57	0.144	3	PASS	
	RB25#13			22.22	1.57	21.64	0.146	3	PASS	
	RB25#25			22.22	1.57	21.64	0.146	3	PASS	
	RB50#0			22.28	1.57	21.70	0.148	3	PASS	
	16-QAM		RB1#0	22.22	1.57	21.64	0.146	3	PASS	
			RB1#25	22.50	1.57	21.92	0.156	3	PASS	
			RB1#49	22.14	1.57	21.56	0.143	3	PASS	
			RB25#0	21.23	1.57	20.65	0.116	3	PASS	
			RB25#13	21.35	1.57	20.77	0.119	3	PASS	
			RB25#25	21.33	1.57	20.75	0.119	3	PASS	
			RB50#0	21.12	1.57	20.54	0.113	3	PASS	
	HCH	QPSK	RB1#0	23.22	1.57	22.64	0.184	3	PASS	
			RB1#25	23.68	1.57	23.10	0.204	3	PASS	
			RB1#49	22.98	1.57	22.40	0.174	3	PASS	
			RB25#0	22.34	1.57	21.76	0.150	3	PASS	
RB25#13			22.37	1.57	21.79	0.151	3	PASS		
RB25#25			22.31	1.57	21.73	0.149	3	PASS		
RB50#0			22.29	1.57	21.71	0.148	3	PASS		
16-QAM		RB1#0	22.22	1.57	21.64	0.146	3	PASS		
		RB1#25	22.39	1.57	21.81	0.152	3	PASS		
		RB1#49	21.86	1.57	21.28	0.134	3	PASS		



TEST REPORT

Report No.: SHE23060106-02AE

Date: 2023-10-18

Page 67 of 155

Test BW	Test Channel	Test Mode	Test RB (Size#Offset)	Conducted power (dBm)	Antenna Gain (dBi)	ERP (dBm)	ERP (W)	Limit (W)	Verdict
FDD LTE Band 12									
			RB25#0	21.33	1.57	20.75	0.119	3	PASS
			RB25#13	21.53	1.57	20.95	0.124	3	PASS
			RB25#25	21.41	1.57	20.83	0.121	3	PASS
			RB50#0	21.23	1.57	20.65	0.116	3	PASS

Test BW	Test Channel	Test Mode	Test RB (Size#Offset)	Conducted power (dBm)	Antenna Gain (dBi)	ERP (dBm)	ERP (W)	Limit (W)	Verdict
FDD LTE Band 13									
5 MHz	LCH	QPSK	RB1#0	23.12	2.23	23.20	0.209	3	PASS
			RB1#13	23.32	2.23	23.40	0.219	3	PASS
			RB1#24	23.16	2.23	23.24	0.211	3	PASS
			RB12#0	22.40	2.23	22.48	0.177	3	PASS
			RB12#6	22.38	2.23	22.46	0.176	3	PASS
			RB12#13	22.30	2.23	22.38	0.173	3	PASS
		RB25#0	22.41	2.23	22.49	0.177	3	PASS	
		16-QAM	RB1#0	22.27	2.23	22.35	0.172	3	PASS
			RB1#13	22.10	2.23	22.18	0.165	3	PASS
			RB1#24	21.82	2.23	21.90	0.155	3	PASS
			RB12#0	21.3	2.23	21.38	0.137	3	PASS
			RB12#6	21.48	2.23	21.56	0.143	3	PASS
	RB12#13		21.25	2.23	21.33	0.136	3	PASS	
	RB25#0	21.43	2.23	21.51	0.142	3	PASS		
	MCH	QPSK	RB1#0	23.10	2.23	23.18	0.208	3	PASS
			RB1#13	23.10	2.23	23.18	0.208	3	PASS
			RB1#24	23.07	2.23	23.15	0.207	3	PASS
			RB12#0	22.32	2.23	22.40	0.174	3	PASS
			RB12#6	22.38	2.23	22.46	0.176	3	PASS
			RB12#13	22.36	2.23	22.44	0.175	3	PASS
		RB25#0	22.28	2.23	22.36	0.172	3	PASS	
		16-QAM	RB1#0	21.79	2.23	21.87	0.154	3	PASS
			RB1#13	21.69	2.23	21.77	0.150	3	PASS
			RB1#24	21.47	2.23	21.55	0.143	3	PASS
RB12#0			21.37	2.23	21.45	0.140	3	PASS	
RB12#6			21.17	2.23	21.25	0.133	3	PASS	
RB12#13	21.11		2.23	21.19	0.132	3	PASS		



TEST REPORT

Report No.: SHE23060106-02AE

Date: 2023-10-18

Page 68 of 155

Test BW	Test Channel	Test Mode	Test RB (Size#Offset)	Conducted power (dBm)	Antenna Gain (dBi)	ERP (dBm)	ERP (W)	Limit (W)	Verdict
FDD LTE Band 13									
10 MHz	HCH	QPSK	RB25#0	21.48	2.23	21.56	0.143	3	PASS
			RB1#0	23.16	2.23	23.24	0.211	3	PASS
			RB1#13	23.19	2.23	23.27	0.212	3	PASS
			RB1#24	23.20	2.23	23.28	0.213	3	PASS
			RB12#0	22.37	2.23	22.45	0.176	3	PASS
			RB12#6	22.31	2.23	22.39	0.173	3	PASS
			RB12#13	22.35	2.23	22.43	0.175	3	PASS
		RB25#0	22.32	2.23	22.40	0.174	3	PASS	
		16-QAM	RB1#0	22.27	2.23	22.35	0.172	3	PASS
			RB1#13	22.39	2.23	22.47	0.177	3	PASS
			RB1#24	22.10	2.23	22.18	0.165	3	PASS
			RB12#0	21.14	2.23	21.22	0.132	3	PASS
			RB12#6	21.37	2.23	21.45	0.140	3	PASS
			RB12#13	21.39	2.23	21.47	0.140	3	PASS
	RB25#0		21.29	2.23	21.37	0.137	3	PASS	
	LCH	QPSK	RB1#0	--	--	--	--	--	--
			RB1#25	--	--	--	--	--	--
			RB1#49	--	--	--	--	--	--
RB25#0			--	--	--	--	--	--	
RB25#13			--	--	--	--	--	--	
RB25#25			--	--	--	--	--	--	
16-QAM		RB1#0	--	--	--	--	--	--	
		RB1#25	--	--	--	--	--	--	
		RB1#49	--	--	--	--	--	--	
		RB25#0	--	--	--	--	--	--	
		RB25#13	--	--	--	--	--	--	
		RB25#25	--	--	--	--	--	--	
		RB50#0	--	--	--	--	--	--	
		RB50#0	--	--	--	--	--	--	
MCH	QPSK	RB1#0	23.26	2.23	23.34	0.216	3	PASS	
		RB1#25	23.37	2.23	23.45	0.221	3	PASS	
		RB1#49	23.26	2.23	23.34	0.216	3	PASS	
		RB25#0	22.37	2.23	22.45	0.176	3	PASS	
		RB25#13	22.29	2.23	22.37	0.173	3	PASS	
		RB25#25	22.31	2.23	22.39	0.173	3	PASS	
		RB50#0	22.28	2.23	22.36	0.172	3	PASS	



TEST REPORT

Report No.: SHE23060106-02AE

Date: 2023-10-18

Page 69 of 155

Test BW	Test Channel	Test Mode	Test RB (Size#Offset)	Conducted power (dBm)	Antenna Gain (dBi)	ERP (dBm)	ERP (W)	Limit (W)	Verdict	
FDD LTE Band 13										
		16-QAM	RB1#0	22.37	2.23	22.45	0.176	3	PASS	
			RB1#25	22.66	2.23	22.74	0.188	3	PASS	
			RB1#49	22.34	2.23	22.42	0.175	3	PASS	
			RB25#0	21.34	2.23	21.42	0.139	3	PASS	
			RB25#13	21.35	2.23	21.43	0.139	3	PASS	
			RB25#25	21.29	2.23	21.37	0.137	3	PASS	
			RB50#0	21.45	2.23	21.53	0.142	3	PASS	
	HCH	QPSK	RB1#0	--	--	--	--	--	--	--
			RB1#25	--	--	--	--	--	--	--
			RB1#49	--	--	--	--	--	--	--
			RB25#0	--	--	--	--	--	--	--
			RB25#13	--	--	--	--	--	--	--
			RB25#25	--	--	--	--	--	--	--
			RB50#0	--	--	--	--	--	--	--
	16-QAM	RB1#0	--	--	--	--	--	--	--	
		RB1#25	--	--	--	--	--	--	--	
		RB1#49	--	--	--	--	--	--	--	
		RB25#0	--	--	--	--	--	--	--	
		RB25#13	--	--	--	--	--	--	--	
		RB25#25	--	--	--	--	--	--	--	
		RB50#0	--	--	--	--	--	--	--	

Test BW	Test Channel	Test Mode	Test RB (Size#Offset)	Conducted power (dBm)	Antenna Gain (dBi)	ERP (dBm)	ERP (W)	Limit (W)	Verdict
FDD LTE Band 17									
5 MHz	LCH	QPSK	RB1#0	23.09	1.57	22.51	0.178	3	PASS
			RB1#13	23.14	1.57	22.56	0.180	3	PASS
			RB1#24	22.78	1.57	22.20	0.166	3	PASS
			RB12#0	22.14	1.57	21.56	0.143	3	PASS
			RB12#6	22.20	1.57	21.62	0.145	3	PASS
			RB12#13	22.08	1.57	21.50	0.141	3	PASS
		16-QAM	RB25#0	22.14	1.57	21.56	0.143	3	PASS
			RB1#0	22.28	1.57	21.70	0.148	3	PASS
			RB1#13	22.19	1.57	21.61	0.145	3	PASS
			RB1#24	21.42	1.57	20.84	0.121	3	PASS



TEST REPORT

Report No.: SHE23060106-02AE

Date: 2023-10-18

Page 70 of 155

Test BW	Test Channel	Test Mode	Test RB (Size#Offset)	Conducted power (dBm)	Antenna Gain (dBi)	ERP (dBm)	ERP (W)	Limit (W)	Verdict	
FDD LTE Band 17										
	MCH	QPSK	RB12#0	20.91	1.57	20.33	0.108	3	PASS	
			RB12#6	21.18	1.57	20.60	0.115	3	PASS	
			RB12#13	20.98	1.57	20.40	0.110	3	PASS	
			RB25#0	21.04	1.57	20.46	0.111	3	PASS	
		16-QAM	RB1#0	22.89	1.57	22.31	0.170	3	PASS	
			RB1#13	22.99	1.57	22.41	0.174	3	PASS	
			RB1#24	22.96	1.57	22.38	0.173	3	PASS	
			RB12#0	22.01	1.57	21.43	0.139	3	PASS	
			RB12#6	22.09	1.57	21.51	0.142	3	PASS	
			RB12#13	22.08	1.57	21.50	0.141	3	PASS	
			RB25#0	22.06	1.57	21.48	0.141	3	PASS	
			16-QAM	RB1#0	21.64	1.57	21.06	0.128	3	PASS
				RB1#13	21.93	1.57	21.35	0.136	3	PASS
				RB1#24	21.41	1.57	20.83	0.121	3	PASS
				RB12#0	21.00	1.57	20.42	0.110	3	PASS
				RB12#6	21.00	1.57	20.42	0.110	3	PASS
	RB12#13	20.74		1.57	20.16	0.104	3	PASS		
	HCH	QPSK	RB25#0	21.11	1.57	20.53	0.113	3	PASS	
			RB1#0	22.72	1.57	22.14	0.164	3	PASS	
			RB1#13	22.82	1.57	22.24	0.167	3	PASS	
			RB1#24	22.72	1.57	22.14	0.164	3	PASS	
			RB12#0	22.10	1.57	21.52	0.142	3	PASS	
			RB12#6	22.14	1.57	21.56	0.143	3	PASS	
		16-QAM	RB12#13	22.08	1.57	21.50	0.141	3	PASS	
			RB25#0	22.09	1.57	21.51	0.142	3	PASS	
			RB1#0	22.00	1.57	21.42	0.139	3	PASS	
			RB1#13	21.90	1.57	21.32	0.136	3	PASS	
			RB1#24	21.39	1.57	20.81	0.121	3	PASS	
RB12#0			21.06	1.57	20.48	0.112	3	PASS		
10 MHz	LCH	QPSK	RB12#6	21.12	1.57	20.54	0.113	3	PASS	
			RB12#13	21.06	1.57	20.48	0.112	3	PASS	
			RB25#0	21.09	1.57	20.51	0.112	3	PASS	
			RB1#0	23.24	1.57	22.66	0.185	3	PASS	
			RB1#25	23.34	1.57	22.76	0.189	3	PASS	
			RB1#49	23.1	1.57	22.52	0.179	3	PASS	
			RB25#0	22.12	1.57	21.54	0.143	3	PASS	



TEST REPORT

Report No.: SHE23060106-02AE

Date: 2023-10-18

Page 71 of 155

Test BW	Test Channel	Test Mode	Test RB (Size#Offset)	Conducted power (dBm)	Antenna Gain (dBi)	ERP (dBm)	ERP (W)	Limit (W)	Verdict
FDD LTE Band 17									
	MCH	16-QAM	RB25#13	22.21	1.57	21.63	0.146	3	PASS
			RB25#25	22.14	1.57	21.56	0.143	3	PASS
			RB50#0	22.17	1.57	21.59	0.144	3	PASS
			RB1#0	22.32	1.57	21.74	0.149	3	PASS
			RB1#25	22.55	1.57	21.97	0.157	3	PASS
			RB1#49	22.21	1.57	21.63	0.146	3	PASS
			RB25#0	21.12	1.57	20.54	0.113	3	PASS
			RB25#13	21.10	1.57	20.52	0.113	3	PASS
			RB25#25	21.12	1.57	20.54	0.113	3	PASS
		RB50#0	20.98	1.57	20.40	0.110	3	PASS	
		QPSK	RB1#0	23.02	1.57	22.44	0.175	3	PASS
			RB1#25	23.43	1.57	22.85	0.193	3	PASS
			RB1#49	22.91	1.57	22.33	0.171	3	PASS
			RB25#0	22.05	1.57	21.47	0.140	3	PASS
			RB25#13	22.09	1.57	21.51	0.142	3	PASS
			RB25#25	22.02	1.57	21.44	0.139	3	PASS
			RB50#0	22.10	1.57	21.52	0.142	3	PASS
			16-QAM	RB1#0	22.18	1.57	21.60	0.145	3
	RB1#25			22.31	1.57	21.73	0.149	3	PASS
	RB1#49	21.85		1.57	21.27	0.134	3	PASS	
	RB25#0	21.00		1.57	20.42	0.110	3	PASS	
	RB25#13	21.05		1.57	20.47	0.111	3	PASS	
	RB25#25	21.10		1.57	20.52	0.113	3	PASS	
	RB50#0	20.88		1.57	20.30	0.107	3	PASS	
	HCH	QPSK	RB1#0	23.32	1.57	22.74	0.188	3	PASS
			RB1#25	23.38	1.57	22.80	0.191	3	PASS
			RB1#49	23.00	1.57	22.42	0.175	3	PASS
			RB25#0	22.11	1.57	21.53	0.142	3	PASS
			RB25#13	22.10	1.57	21.52	0.142	3	PASS
			RB25#25	22.18	1.57	21.60	0.145	3	PASS
RB50#0			22.07	1.57	21.49	0.141	3	PASS	
16-QAM			RB1#0	22.28	1.57	21.70	0.148	3	PASS
			RB1#25	22.18	1.57	21.60	0.145	3	PASS
		RB1#49	22.10	1.57	21.52	0.142	3	PASS	
		RB25#0	21.10	1.57	20.52	0.113	3	PASS	
		RB25#13	21.19	1.57	20.61	0.115	3	PASS	



TEST REPORT

Report No.: SHE23060106-02AE

Date: 2023-10-18

Page 72 of 155

Test BW	Test Channel	Test Mode	Test RB (Size#Offset)	Conducted power (dBm)	Antenna Gain (dBi)	ERP (dBm)	ERP (W)	Limit (W)	Verdict
FDD LTE Band 17									
			RB25#25	21.18	1.57	20.60	0.115	3	PASS
			RB50#0	20.93	1.57	20.35	0.108	3	PASS

Test BW	Test Channel	Test Mode	Test RB (Size#Offset)	Conducted power (dBm)	Antenna Gain (dBi)	EIRP (dBm)	EIRP (W)	Limit (W)	Verdict
FDD LTE Band 25									
1.4 MHz	LCH	QPSK	RB1#0	22.59	1.87	24.46	0.279	2	PASS
			RB1#3	22.45	1.87	24.32	0.270	2	PASS
			RB1#5	22.62	1.87	24.49	0.281	2	PASS
			RB3#0	22.44	1.87	24.31	0.270	2	PASS
			RB3#2	22.55	1.87	24.42	0.277	2	PASS
			RB3#3	22.58	1.87	24.45	0.279	2	PASS
		RB6#0	21.38	1.87	23.25	0.211	2	PASS	
		16-QAM	RB1#0	21.86	1.87	23.73	0.236	2	PASS
			RB1#3	21.91	1.87	23.78	0.239	2	PASS
			RB1#5	21.81	1.87	23.68	0.233	2	PASS
			RB3#0	21.79	1.87	23.66	0.232	2	PASS
			RB3#2	21.53	1.87	23.40	0.219	2	PASS
	RB3#3		21.58	1.87	23.45	0.221	2	PASS	
	RB6#0	20.50	1.87	22.37	0.173	2	PASS		
	MCH	QPSK	RB1#0	22.30	1.87	24.17	0.261	2	PASS
			RB1#3	22.28	1.87	24.15	0.260	2	PASS
			RB1#5	22.35	1.87	24.22	0.264	2	PASS
			RB3#0	22.35	1.87	24.22	0.264	2	PASS
			RB3#2	22.50	1.87	24.37	0.274	2	PASS
			RB3#3	22.44	1.87	24.31	0.270	2	PASS
		RB6#0	21.43	1.87	23.30	0.214	2	PASS	
		16-QAM	RB1#0	21.63	1.87	23.50	0.224	2	PASS
			RB1#3	21.61	1.87	23.48	0.223	2	PASS
			RB1#5	21.54	1.87	23.41	0.219	2	PASS
			RB3#0	21.54	1.87	23.41	0.219	2	PASS
			RB3#2	21.57	1.87	23.44	0.221	2	PASS
	RB3#3		21.57	1.87	23.44	0.221	2	PASS	
	RB6#0	20.42	1.87	22.29	0.169	2	PASS		
	HCH	QPSK	RB1#0	22.24	1.87	24.11	0.258	2	PASS



TEST REPORT

Report No.: SHE23060106-02AE

Date: 2023-10-18

Page 73 of 155

Test BW	Test Channel	Test Mode	Test RB (Size#Offset)	Conducted power (dBm)	Antenna Gain (dBi)	EIRP (dBm)	EIRP (W)	Limit (W)	Verdict
FDD LTE Band 25									
			RB1#3	22.37	1.87	24.24	0.265	2	PASS
			RB1#5	22.32	1.87	24.19	0.262	2	PASS
			RB3#0	22.39	1.87	24.26	0.267	2	PASS
			RB3#2	22.50	1.87	24.37	0.274	2	PASS
			RB3#3	22.43	1.87	24.30	0.269	2	PASS
			RB6#0	21.48	1.87	23.35	0.216	2	PASS
		16-QAM	RB1#0	21.48	1.87	23.35	0.216	2	PASS
			RB1#3	21.51	1.87	23.38	0.218	2	PASS
			RB1#5	21.54	1.87	23.41	0.219	2	PASS
			RB3#0	21.66	1.87	23.53	0.225	2	PASS
			RB3#2	21.72	1.87	23.59	0.229	2	PASS
			RB3#3	21.59	1.87	23.46	0.222	2	PASS
			RB6#0	20.68	1.87	22.55	0.180	2	PASS
			3 MHz	LCH	QPSK	RB1#0	22.53	1.87	24.40
RB1#7	22.45	1.87				24.32	0.270	2	PASS
RB1#14	22.52	1.87				24.39	0.275	2	PASS
RB8#0	21.50	1.87				23.37	0.217	2	PASS
RB8#4	21.52	1.87				23.39	0.218	2	PASS
RB8#7	21.49	1.87				23.36	0.217	2	PASS
RB15#0	21.43	1.87				23.30	0.214	2	PASS
16-QAM	RB1#0	21.49			1.87	23.36	0.217	2	PASS
	RB1#7	21.55			1.87	23.42	0.220	2	PASS
	RB1#14	21.28			1.87	23.15	0.207	2	PASS
	RB8#0	20.85			1.87	22.72	0.187	2	PASS
	RB8#4	20.87			1.87	22.74	0.188	2	PASS
	RB8#7	20.87			1.87	22.74	0.188	2	PASS
	RB15#0	20.51			1.87	22.38	0.173	2	PASS
MCH	QPSK	RB1#0		22.33	1.87	24.20	0.263	2	PASS
		RB1#7		22.25	1.87	24.12	0.258	2	PASS
		RB1#14		22.30	1.87	24.17	0.261	2	PASS
		RB8#0		21.44	1.87	23.31	0.214	2	PASS
		RB8#4		21.40	1.87	23.27	0.212	2	PASS
		RB8#7		21.53	1.87	23.40	0.219	2	PASS
		RB15#0		21.41	1.87	23.28	0.213	2	PASS
	16-QAM	RB1#0		21.86	1.87	23.73	0.236	2	PASS
		RB1#7		21.84	1.87	23.71	0.235	2	PASS



TEST REPORT

Report No.: SHE23060106-02AE

Date: 2023-10-18

Page 74 of 155

Test BW	Test Channel	Test Mode	Test RB (Size#Offset)	Conducted power (dBm)	Antenna Gain (dBi)	EIRP (dBm)	EIRP (W)	Limit (W)	Verdict	
FDD LTE Band 25										
	HCH		RB1#14	21.79	1.87	23.66	0.232	2	PASS	
			RB8#0	20.60	1.87	22.47	0.177	2	PASS	
			RB8#4	20.66	1.87	22.53	0.179	2	PASS	
			RB8#7	20.57	1.87	22.44	0.175	2	PASS	
			RB15#0	20.44	1.87	22.31	0.170	2	PASS	
		QPSK	RB1#0	22.50	1.87	24.37	0.274	2	PASS	
			RB1#7	22.47	1.87	24.34	0.272	2	PASS	
			RB1#14	22.45	1.87	24.32	0.270	2	PASS	
			RB8#0	21.54	1.87	23.41	0.219	2	PASS	
			RB8#4	21.57	1.87	23.44	0.221	2	PASS	
			RB8#7	21.52	1.87	23.39	0.218	2	PASS	
		16-QAM	RB15#0	21.57	1.87	23.44	0.221	2	PASS	
			RB1#0	21.67	1.87	23.54	0.226	2	PASS	
			RB1#7	21.61	1.87	23.48	0.223	2	PASS	
			RB1#14	21.54	1.87	23.41	0.219	2	PASS	
	RB8#0		20.71	1.87	22.58	0.181	2	PASS		
	RB8#4		20.68	1.87	22.55	0.180	2	PASS		
	5 MHz	LCH	QPSK	RB8#7	20.75	1.87	22.62	0.183	2	PASS
				RB15#0	20.66	1.87	22.53	0.179	2	PASS
				RB1#0	22.30	1.87	24.17	0.261	2	PASS
				RB1#13	22.27	1.87	24.14	0.259	2	PASS
RB1#24				22.18	1.87	24.05	0.254	2	PASS	
RB12#0				21.38	1.87	23.25	0.211	2	PASS	
16-QAM			RB12#6	21.49	1.87	23.36	0.217	2	PASS	
			RB12#13	21.41	1.87	23.28	0.213	2	PASS	
			RB25#0	21.38	1.87	23.25	0.211	2	PASS	
			RB1#0	21.36	1.87	23.23	0.210	2	PASS	
			RB1#13	21.37	1.87	23.24	0.211	2	PASS	
			RB1#24	20.61	1.87	22.48	0.177	2	PASS	
MCH		QPSK	RB12#0	20.47	1.87	22.34	0.171	2	PASS	
			RB12#6	20.42	1.87	22.29	0.169	2	PASS	
			RB12#13	20.42	1.87	22.29	0.169	2	PASS	
	QPSK	RB25#0	20.60	1.87	22.47	0.177	2	PASS		
		RB1#0	22.13	1.87	24.00	0.251	2	PASS		
		RB1#13	22.36	1.87	24.23	0.265	2	PASS		
			RB1#24	21.99	1.87	23.86	0.243	2	PASS	



TEST REPORT

Report No.: SHE23060106-02AE

Date: 2023-10-18

Page 75 of 155

Test BW	Test Channel	Test Mode	Test RB (Size#Offset)	Conducted power (dBm)	Antenna Gain (dBi)	EIRP (dBm)	EIRP (W)	Limit (W)	Verdict		
FDD LTE Band 25											
			RB12#0	21.46	1.87	23.33	0.215	2	PASS		
			RB12#6	21.45	1.87	23.32	0.215	2	PASS		
			RB12#13	21.39	1.87	23.26	0.212	2	PASS		
			RB25#0	21.41	1.87	23.28	0.213	2	PASS		
		16-QAM	RB1#0	21.70	1.87	23.57	0.228	2	PASS		
			RB1#13	21.47	1.87	23.34	0.216	2	PASS		
			RB1#24	20.92	1.87	22.79	0.190	2	PASS		
			RB12#0	20.53	1.87	22.40	0.174	2	PASS		
			RB12#6	20.49	1.87	22.36	0.172	2	PASS		
			RB12#13	20.47	1.87	22.34	0.171	2	PASS		
			RB25#0	20.45	1.87	22.32	0.171	2	PASS		
			HCH	QPSK	RB1#0	22.25	1.87	24.12	0.258	2	PASS
					RB1#13	22.28	1.87	24.15	0.260	2	PASS
					RB1#24	22.25	1.87	24.12	0.258	2	PASS
	RB12#0	21.56			1.87	23.43	0.220	2	PASS		
	RB12#6	21.54			1.87	23.41	0.219	2	PASS		
	RB12#13	21.47			1.87	23.34	0.216	2	PASS		
	RB25#0	21.57			1.87	23.44	0.221	2	PASS		
	16-QAM	RB1#0	21.68	1.87	23.55	0.226	2	PASS			
		RB1#13	21.62	1.87	23.49	0.223	2	PASS			
		RB1#24	20.96	1.87	22.83	0.192	2	PASS			
		RB12#0	20.67	1.87	22.54	0.179	2	PASS			
		RB12#6	20.68	1.87	22.55	0.180	2	PASS			
		RB12#13	20.60	1.87	22.47	0.177	2	PASS			
		RB25#0	20.54	1.87	22.41	0.174	2	PASS			
	10 MHz	LCH	QPSK	RB1#0	22.52	1.87	24.39	0.275	2	PASS	
				RB1#25	22.66	1.87	24.53	0.284	2	PASS	
				RB1#49	22.44	1.87	24.31	0.270	2	PASS	
RB25#0				21.46	1.87	23.33	0.215	2	PASS		
RB25#13				21.38	1.87	23.25	0.211	2	PASS		
RB25#25				21.36	1.87	23.23	0.210	2	PASS		
RB50#0				21.44	1.87	23.31	0.214	2	PASS		
16-QAM			RB1#0	21.44	1.87	23.31	0.214	2	PASS		
			RB1#25	21.43	1.87	23.30	0.214	2	PASS		
			RB1#49	21.38	1.87	23.25	0.211	2	PASS		
			RB25#0	20.50	1.87	22.37	0.173	2	PASS		



TEST REPORT

Report No.: SHE23060106-02AE

Date: 2023-10-18

Page 76 of 155

Test BW	Test Channel	Test Mode	Test RB (Size#Offset)	Conducted power (dBm)	Antenna Gain (dBi)	EIRP (dBm)	EIRP (W)	Limit (W)	Verdict			
FDD LTE Band 25												
	MCH		RB25#13	20.44	1.87	22.31	0.170	2	PASS			
			RB25#25	20.41	1.87	22.28	0.169	2	PASS			
			RB50#0	20.49	1.87	22.36	0.172	2	PASS			
		QPSK	RB1#0	22.52	1.87	24.39	0.275	2	PASS			
			RB1#25	22.70	1.87	24.57	0.286	2	PASS			
			RB1#49	22.26	1.87	24.13	0.259	2	PASS			
			RB25#0	21.46	1.87	23.33	0.215	2	PASS			
			RB25#13	21.50	1.87	23.37	0.217	2	PASS			
			RB25#25	21.39	1.87	23.26	0.212	2	PASS			
			RB50#0	21.41	1.87	23.28	0.213	2	PASS			
			16-QAM	RB1#0	21.54	1.87	23.41	0.219	2	PASS		
				RB1#25	21.50	1.87	23.37	0.217	2	PASS		
		RB1#49		20.81	1.87	22.68	0.185	2	PASS			
		RB25#0		20.50	1.87	22.37	0.173	2	PASS			
		RB25#13		20.50	1.87	22.37	0.173	2	PASS			
	RB25#25	20.48		1.87	22.35	0.172	2	PASS				
	HCH	QPSK	RB1#0	22.51	1.87	24.38	0.274	2	PASS			
			RB1#25	22.57	1.87	24.44	0.278	2	PASS			
			RB1#49	22.47	1.87	24.34	0.272	2	PASS			
			RB25#0	21.68	1.87	23.55	0.226	2	PASS			
			RB25#13	21.60	1.87	23.47	0.222	2	PASS			
			RB25#25	21.53	1.87	23.40	0.219	2	PASS			
			RB50#0	21.62	1.87	23.49	0.223	2	PASS			
		16-QAM	RB1#0	21.69	1.87	23.56	0.227	2	PASS			
			RB1#25	21.65	1.87	23.52	0.225	2	PASS			
			RB1#49	21.55	1.87	23.42	0.220	2	PASS			
			RB25#0	20.85	1.87	22.72	0.187	2	PASS			
			RB25#13	20.84	1.87	22.71	0.187	2	PASS			
			RB25#25	20.69	1.87	22.56	0.180	2	PASS			
			RB50#0	20.65	1.87	22.52	0.179	2	PASS			
			15 MHz	LCH	QPSK	RB1#0	22.65	1.87	24.52	0.283	2	PASS
						RB1#38	22.39	1.87	24.26	0.267	2	PASS
RB1#74						22.26	1.87	24.13	0.259	2	PASS	
RB36#0	21.46	1.87				23.33	0.215	2	PASS			
RB36#19	21.39	1.87				23.26	0.212	2	PASS			



TEST REPORT

Report No.: SHE23060106-02AE

Date: 2023-10-18

Page 77 of 155

Test BW	Test Channel	Test Mode	Test RB (Size#Offset)	Conducted power (dBm)	Antenna Gain (dBi)	EIRP (dBm)	EIRP (W)	Limit (W)	Verdict	
FDD LTE Band 25										
	MCH	16-QAM	RB36#39	21.38	1.87	23.25	0.211	2	PASS	
			RB75#0	21.41	1.87	23.28	0.213	2	PASS	
			RB1#0	21.66	1.87	23.53	0.225	2	PASS	
			RB1#38	22.05	1.87	23.92	0.247	2	PASS	
			RB1#74	21.27	1.87	23.14	0.206	2	PASS	
			RB36#0	20.30	1.87	22.17	0.165	2	PASS	
			RB36#19	20.31	1.87	22.18	0.165	2	PASS	
			RB36#39	20.36	1.87	22.23	0.167	2	PASS	
			RB75#0	20.41	1.87	22.28	0.169	2	PASS	
		QPSK	RB1#0	22.35	1.87	24.22	0.264	2	PASS	
			RB1#38	22.34	1.87	24.21	0.264	2	PASS	
			RB1#74	22.37	1.87	24.24	0.265	2	PASS	
			RB36#0	21.46	1.87	23.33	0.215	2	PASS	
			RB36#19	21.46	1.87	23.33	0.215	2	PASS	
			RB36#39	21.42	1.87	23.29	0.213	2	PASS	
			RB75#0	21.52	1.87	23.39	0.218	2	PASS	
			16-QAM	RB1#0	21.65	1.87	23.52	0.225	2	PASS
				RB1#38	21.53	1.87	23.40	0.219	2	PASS
	RB1#74	21.01		1.87	22.88	0.194	2	PASS		
	RB36#0	20.62		1.87	22.49	0.177	2	PASS		
	RB36#19	20.56		1.87	22.43	0.175	2	PASS		
	RB36#39	20.43		1.87	22.30	0.170	2	PASS		
	RB75#0	20.52		1.87	22.39	0.173	2	PASS		
	HCH	QPSK		RB1#0	22.44	1.87	24.31	0.270	2	PASS
				RB1#38	22.52	1.87	24.39	0.275	2	PASS
			RB1#74	22.28	1.87	24.15	0.260	2	PASS	
			RB36#0	21.53	1.87	23.40	0.219	2	PASS	
			RB36#19	21.59	1.87	23.46	0.222	2	PASS	
			RB36#39	21.51	1.87	23.38	0.218	2	PASS	
			RB75#0	21.66	1.87	23.53	0.225	2	PASS	
			16-QAM	RB1#0	22.17	1.87	24.04	0.254	2	PASS
				RB1#38	22.54	1.87	24.41	0.276	2	PASS
		RB1#74		22.04	1.87	23.91	0.246	2	PASS	
		RB36#0		20.57	1.87	22.44	0.175	2	PASS	
		RB36#19		20.54	1.87	22.41	0.174	2	PASS	
		RB36#39		20.46	1.87	22.33	0.171	2	PASS	



TEST REPORT

Report No.: SHE23060106-02AE

Date: 2023-10-18

Page 78 of 155

Test BW	Test Channel	Test Mode	Test RB (Size#Offset)	Conducted power (dBm)	Antenna Gain (dBi)	EIRP (dBm)	EIRP (W)	Limit (W)	Verdict
FDD LTE Band 25									
20 MHz	LCH	QPSK	RB75#0	20.61	1.87	22.48	0.177	2	PASS
			RB1#0	22.38	1.87	24.25	0.266	2	PASS
			RB1#50	22.56	1.87	24.43	0.277	2	PASS
			RB1#99	22.23	1.87	24.10	0.257	2	PASS
			RB50#0	21.48	1.87	23.35	0.216	2	PASS
			RB50#25	21.45	1.87	23.32	0.215	2	PASS
			RB50#50	21.51	1.87	23.38	0.218	2	PASS
		RB100#0	21.42	1.87	23.29	0.213	2	PASS	
		16-QAM	RB1#0	21.47	1.87	23.34	0.216	2	PASS
			RB1#50	21.63	1.87	23.50	0.224	2	PASS
			RB1#99	20.92	1.87	22.79	0.190	2	PASS
			RB50#0	20.49	1.87	22.36	0.172	2	PASS
			RB50#25	20.44	1.87	22.31	0.170	2	PASS
			RB50#50	20.60	1.87	22.47	0.177	2	PASS
	RB100#0		20.50	1.87	22.37	0.173	2	PASS	
	MCH	QPSK	RB1#0	22.59	1.87	24.46	0.279	2	PASS
			RB1#50	22.67	1.87	24.54	0.284	2	PASS
			RB1#99	22.51	1.87	24.38	0.274	2	PASS
			RB50#0	21.50	1.87	23.37	0.217	2	PASS
			RB50#25	21.47	1.87	23.34	0.216	2	PASS
			RB50#50	21.46	1.87	23.33	0.215	2	PASS
			RB100#0	21.48	1.87	23.35	0.216	2	PASS
		16-QAM	RB1#0	21.73	1.87	23.60	0.229	2	PASS
			RB1#50	21.83	1.87	23.70	0.234	2	PASS
			RB1#99	20.67	1.87	22.54	0.179	2	PASS
			RB50#0	20.50	1.87	22.37	0.173	2	PASS
			RB50#25	20.57	1.87	22.44	0.175	2	PASS
			RB50#50	20.30	1.87	22.17	0.165	2	PASS
			RB100#0	20.48	1.87	22.35	0.172	2	PASS
	HCH	QPSK	RB1#0	22.40	1.87	24.27	0.267	2	PASS
			RB1#50	22.59	1.87	24.46	0.279	2	PASS
			RB1#99	22.33	1.87	24.20	0.263	2	PASS
			RB50#0	21.59	1.87	23.46	0.222	2	PASS
			RB50#25	21.57	1.87	23.44	0.221	2	PASS
			RB50#50	21.54	1.87	23.41	0.219	2	PASS
			RB100#0	21.55	1.87	23.42	0.220	2	PASS



TEST REPORT

Report No.: SHE23060106-02AE

Date: 2023-10-18

Page 79 of 155

Test BW	Test Channel	Test Mode	Test RB (Size#Offset)	Conducted power (dBm)	Antenna Gain (dBi)	EIRP (dBm)	EIRP (W)	Limit (W)	Verdict
FDD LTE Band 25									
		16-QAM	RB1#0	21.44	1.87	23.31	0.214	2	PASS
			RB1#50	21.74	1.87	23.61	0.230	2	PASS
			RB1#99	21.18	1.87	23.05	0.202	2	PASS
			RB50#0	20.56	1.87	22.43	0.175	2	PASS
			RB50#25	20.56	1.87	22.43	0.175	2	PASS
			RB50#50	20.48	1.87	22.35	0.172	2	PASS
			RB100#0	20.57	1.87	22.44	0.175	2	PASS

Test BW	Test Channel	Test Mode	Test RB (Size#Offset)	Conducted power (dBm)	Antenna Gain (dBi)	EIRP (dBm)	EIRP (W)	Limit (W)	Verdict
TDD LTE Band 41									
5 MHz	LCH	QPSK	RB1#0	22.26	2.90	25.16	0.328	2	PASS
			RB1#13	22.14	2.90	25.04	0.319	2	PASS
			RB1#24	22.06	2.90	24.96	0.313	2	PASS
			RB12#0	21.43	2.90	24.33	0.271	2	PASS
			RB12#6	21.39	2.90	24.29	0.269	2	PASS
			RB12#13	21.27	2.90	24.17	0.261	2	PASS
			RB25#0	21.36	2.90	24.26	0.267	2	PASS
		16-QAM	RB1#0	21.09	2.90	23.99	0.251	2	PASS
			RB1#13	20.98	2.90	23.88	0.244	2	PASS
			RB1#24	20.72	2.90	23.62	0.230	2	PASS
			RB12#0	20.50	2.90	23.40	0.219	2	PASS
			RB12#6	20.38	2.90	23.28	0.213	2	PASS
			RB12#13	20.35	2.90	23.25	0.211	2	PASS
			RB25#0	20.20	2.90	23.10	0.204	2	PASS
	MCH	QPSK	RB1#0	22.65	2.90	25.55	0.359	2	PASS
			RB1#13	22.77	2.90	25.67	0.369	2	PASS
			RB1#24	22.64	2.90	25.54	0.358	2	PASS
			RB12#0	21.63	2.90	24.53	0.284	2	PASS
			RB12#6	21.68	2.90	24.58	0.287	2	PASS
			RB12#13	21.74	2.90	24.64	0.291	2	PASS
			RB25#0	21.59	2.90	24.49	0.281	2	PASS
		16-QAM	RB1#0	21.59	2.90	24.49	0.281	2	PASS
			RB1#13	21.72	2.90	24.62	0.290	2	PASS
			RB1#24	21.58	2.90	24.48	0.281	2	PASS



TEST REPORT

Report No.: SHE23060106-02AE

Date: 2023-10-18

Page 80 of 155

Test BW	Test Channel	Test Mode	Test RB (Size#Offset)	Conducted power (dBm)	Antenna Gain (dBi)	EIRP (dBm)	EIRP (W)	Limit (W)	Verdict
TDD LTE Band 41									
10 MHz	HCH	QPSK	RB12#0	20.75	2.90	23.65	0.232	2	PASS
			RB12#6	20.87	2.90	23.77	0.238	2	PASS
			RB12#13	20.86	2.90	23.76	0.238	2	PASS
			RB25#0	20.52	2.90	23.42	0.220	2	PASS
		16-QAM	RB1#0	22.88	2.90	25.78	0.378	2	PASS
			RB1#13	22.91	2.90	25.81	0.381	2	PASS
			RB1#24	22.88	2.90	25.78	0.378	2	PASS
			RB12#0	21.95	2.90	24.85	0.305	2	PASS
			RB12#6	21.90	2.90	24.80	0.302	2	PASS
			RB12#13	21.96	2.90	24.86	0.306	2	PASS
	16-QAM	RB25#0	21.89	2.90	24.79	0.301	2	PASS	
		RB1#0	21.35	2.90	24.25	0.266	2	PASS	
		RB1#13	21.27	2.90	24.17	0.261	2	PASS	
		RB1#24	21.41	2.90	24.31	0.270	2	PASS	
		RB12#0	21.04	2.90	23.94	0.248	2	PASS	
		RB12#6	20.93	2.90	23.83	0.242	2	PASS	
	LCH	QPSK	RB1#0	22.80	2.90	25.70	0.372	2	PASS
			RB1#25	22.62	2.90	25.52	0.356	2	PASS
			RB1#49	22.73	2.90	25.63	0.366	2	PASS
			RB25#0	21.36	2.90	24.26	0.267	2	PASS
RB25#13			21.41	2.90	24.31	0.270	2	PASS	
RB25#25			21.53	2.90	24.43	0.277	2	PASS	
RB50#0			21.45	2.90	24.35	0.272	2	PASS	
16-QAM		RB1#0	21.93	2.90	24.83	0.304	2	PASS	
		RB1#25	22.05	2.90	24.95	0.313	2	PASS	
		RB1#49	21.89	2.90	24.79	0.301	2	PASS	
		RB25#0	20.59	2.90	23.49	0.223	2	PASS	
		RB25#13	20.55	2.90	23.45	0.221	2	PASS	
		RB25#25	20.71	2.90	23.61	0.230	2	PASS	
		RB50#0	20.45	2.90	23.35	0.216	2	PASS	
MCH	QPSK	RB1#0	22.89	2.90	25.79	0.379	2	PASS	
		RB1#25	22.84	2.90	25.74	0.375	2	PASS	
		RB1#49	22.92	2.90	25.82	0.382	2	PASS	
		RB25#0	21.66	2.90	24.56	0.286	2	PASS	



TEST REPORT

Report No.: SHE23060106-02AE

Date: 2023-10-18

Page 81 of 155

Test BW	Test Channel	Test Mode	Test RB (Size#Offset)	Conducted power (dBm)	Antenna Gain (dBi)	EIRP (dBm)	EIRP (W)	Limit (W)	Verdict	
TDD LTE Band 41										
15 MHz	HCH	16-QAM	RB25#13	21.66	2.90	24.56	0.286	2	PASS	
			RB25#25	21.76	2.90	24.66	0.292	2	PASS	
			RB50#0	21.64	2.90	24.54	0.284	2	PASS	
			RB1#0	21.27	2.90	24.17	0.261	2	PASS	
			RB1#25	21.22	2.90	24.12	0.258	2	PASS	
			RB1#49	21.12	2.90	24.02	0.252	2	PASS	
			RB25#0	20.71	2.90	23.61	0.230	2	PASS	
			RB25#13	20.65	2.90	23.55	0.226	2	PASS	
			RB25#25	20.77	2.90	23.67	0.233	2	PASS	
		RB50#0	20.74	2.90	23.64	0.231	2	PASS		
		QPSK	RB1#0	23.07	2.90	25.97	0.395	2	PASS	
			RB1#25	22.98	2.90	25.88	0.387	2	PASS	
			RB1#49	22.98	2.90	25.88	0.387	2	PASS	
			RB25#0	22.16	2.90	25.06	0.321	2	PASS	
			RB25#13	22.01	2.90	24.91	0.310	2	PASS	
			RB25#25	22.03	2.90	24.93	0.311	2	PASS	
			RB50#0	21.99	2.90	24.89	0.308	2	PASS	
			16-QAM	RB1#0	22.83	2.90	25.73	0.374	2	PASS
	RB1#25			22.98	2.90	25.88	0.387	2	PASS	
	RB1#49	22.77		2.90	25.67	0.369	2	PASS		
	RB25#0	21.14		2.90	24.04	0.254	2	PASS		
	RB25#13	21.00		2.90	23.90	0.245	2	PASS		
	RB25#25	20.93		2.90	23.83	0.242	2	PASS		
	RB50#0	21.01		2.90	23.91	0.246	2	PASS		
	LCH	QPSK		RB1#0	22.68	2.90	25.58	0.361	2	PASS
				RB1#38	22.52	2.90	25.42	0.348	2	PASS
			RB1#74	22.26	2.90	25.16	0.328	2	PASS	
			RB36#0	21.27	2.90	24.17	0.261	2	PASS	
RB36#19			21.34	2.90	24.24	0.265	2	PASS		
RB36#39			21.36	2.90	24.26	0.267	2	PASS		
RB75#0			21.28	2.90	24.18	0.262	2	PASS		
16-QAM		RB1#0	22.02	2.90	24.92	0.310	2	PASS		
		RB1#38	21.98	2.90	24.88	0.308	2	PASS		
		RB1#74	21.58	2.90	24.48	0.281	2	PASS		
			RB36#0	20.15	2.90	23.05	0.202	2	PASS	
			RB36#19	20.25	2.90	23.15	0.207	2	PASS	



TEST REPORT

Report No.: SHE23060106-02AE

Date: 2023-10-18

Page 82 of 155

Test BW	Test Channel	Test Mode	Test RB (Size#Offset)	Conducted power (dBm)	Antenna Gain (dBi)	EIRP (dBm)	EIRP (W)	Limit (W)	Verdict	
TDD LTE Band 41										
	MCH		RB36#39	20.20	2.90	23.10	0.204	2	PASS	
			RB75#0	20.45	2.90	23.35	0.216	2	PASS	
		QPSK	RB1#0	23.04	2.90	25.94	0.393	2	PASS	
			RB1#38	22.95	2.90	25.85	0.385	2	PASS	
			RB1#74	23.01	2.90	25.91	0.390	2	PASS	
			RB36#0	21.66	2.90	24.56	0.286	2	PASS	
			RB36#19	21.69	2.90	24.59	0.288	2	PASS	
			RB36#39	21.67	2.90	24.57	0.286	2	PASS	
		16-QAM	RB75#0	21.63	2.90	24.53	0.284	2	PASS	
			RB1#0	21.39	2.90	24.29	0.269	2	PASS	
			RB1#38	21.38	2.90	24.28	0.268	2	PASS	
			RB1#74	21.34	2.90	24.24	0.265	2	PASS	
			RB36#0	20.73	2.90	23.63	0.231	2	PASS	
			RB36#19	20.75	2.90	23.65	0.232	2	PASS	
	HCH	QPSK	RB36#39	20.74	2.90	23.64	0.231	2	PASS	
			RB75#0	20.71	2.90	23.61	0.230	2	PASS	
			RB1#0	23.14	2.90	26.04	0.402	2	PASS	
			RB1#38	23.01	2.90	25.91	0.390	2	PASS	
			RB1#74	22.95	2.90	25.85	0.385	2	PASS	
			RB36#0	22.15	2.90	25.05	0.320	2	PASS	
			RB36#19	22.07	2.90	24.97	0.314	2	PASS	
		16-QAM	RB36#39	21.89	2.90	24.79	0.301	2	PASS	
			RB75#0	21.92	2.90	24.82	0.303	2	PASS	
			RB1#0	22.38	2.90	25.28	0.337	2	PASS	
			RB1#38	22.34	2.90	25.24	0.334	2	PASS	
			RB1#74	22.02	2.90	24.92	0.310	2	PASS	
			RB36#0	20.87	2.90	23.77	0.238	2	PASS	
			RB36#19	20.90	2.90	23.80	0.240	2	PASS	
	20 MHz	LCH	QPSK	RB36#39	20.77	2.90	23.67	0.233	2	PASS
				RB75#0	20.99	2.90	23.89	0.245	2	PASS
RB1#0				22.37	2.90	25.27	0.337	2	PASS	
RB1#50				22.48	2.90	25.38	0.345	2	PASS	
RB1#99				22.11	2.90	25.01	0.317	2	PASS	
RB50#0				21.48	2.90	24.38	0.274	2	PASS	
			RB50#25	21.38	2.90	24.28	0.268	2	PASS	
			RB50#50	21.36	2.90	24.26	0.267	2	PASS	



TEST REPORT

Report No.: SHE23060106-02AE

Date: 2023-10-18

Page 83 of 155

Test BW	Test Channel	Test Mode	Test RB (Size#Offset)	Conducted power (dBm)	Antenna Gain (dBi)	EIRP (dBm)	EIRP (W)	Limit (W)	Verdict	
TDD LTE Band 41										
		16-QAM	RB100#0	21.41	2.90	24.31	0.270	2	PASS	
			RB1#0	21.02	2.90	23.92	0.247	2	PASS	
			RB1#50	21.33	2.90	24.23	0.265	2	PASS	
			RB1#99	21.01	2.90	23.91	0.246	2	PASS	
			RB50#0	20.56	2.90	23.46	0.222	2	PASS	
			RB50#25	20.54	2.90	23.44	0.221	2	PASS	
			RB50#50	20.48	2.90	23.38	0.218	2	PASS	
			RB100#0	20.46	2.90	23.36	0.217	2	PASS	
		MCH	QPSK	RB1#0	22.78	2.90	25.68	0.370	2	PASS
				RB1#50	22.92	2.90	25.82	0.382	2	PASS
				RB1#99	22.49	2.90	25.39	0.346	2	PASS
				RB50#0	21.81	2.90	24.71	0.296	2	PASS
				RB50#25	21.70	2.90	24.60	0.288	2	PASS
				RB50#50	21.81	2.90	24.71	0.296	2	PASS
	16-QAM	RB100#0	21.68	2.90	24.58	0.287	2	PASS		
		RB1#0	20.92	2.90	23.82	0.241	2	PASS		
		RB1#50	20.83	2.90	23.73	0.236	2	PASS		
		RB1#99	20.95	2.90	23.85	0.243	2	PASS		
		RB50#0	20.85	2.90	23.75	0.237	2	PASS		
		RB50#25	20.69	2.90	23.59	0.229	2	PASS		
	HCH	QPSK	RB50#50	20.83	2.90	23.73	0.236	2	PASS	
			RB100#0	20.60	2.90	23.50	0.224	2	PASS	
			RB1#0	23.50	2.90	26.40	0.437	2	PASS	
			RB1#50	23.38	2.90	26.28	0.425	2	PASS	
			RB1#99	23.22	2.90	26.12	0.409	2	PASS	
			RB50#0	22.25	2.90	25.15	0.327	2	PASS	
			RB50#25	22.03	2.90	24.93	0.311	2	PASS	
		16-QAM	RB50#50	22.07	2.90	24.97	0.314	2	PASS	
			RB100#0	22.19	2.90	25.09	0.323	2	PASS	
			RB1#0	22.86	2.90	25.76	0.377	2	PASS	
			RB1#50	22.93	2.90	25.83	0.383	2	PASS	
			RB1#99	22.07	2.90	24.97	0.314	2	PASS	
			RB50#0	21.16	2.90	24.06	0.255	2	PASS	
			RB50#25	21.05	2.90	23.95	0.248	2	PASS	
	RB50#50	21.07	2.90	23.97	0.249	2	PASS			
	RB100#0	21.11	2.90	24.01	0.252	2	PASS			



TEST REPORT

Report No.: SHE23060106-02AE

Date: 2023-10-18

Page 84 of 155

Test BW	Test Channel	Test Mode	Test RB (Size#Offset)	Conducted power (dBm)	Antenna Gain (dBi)	EIRP (dBm)	EIRP (W)	Limit (W)	Verdict
FDD LTE Band 66									
1.4 MHz	LCH	QPSK	RB1#0	22.82	2.95	25.77	0.378	1	PASS
			RB1#3	22.62	2.95	25.57	0.361	1	PASS
			RB1#5	22.65	2.95	25.60	0.363	1	PASS
			RB3#0	22.56	2.95	25.51	0.356	1	PASS
			RB3#2	22.62	2.95	25.57	0.361	1	PASS
			RB3#3	22.77	2.95	25.72	0.373	1	PASS
			RB6#0	21.61	2.95	24.56	0.286	1	PASS
		16-QAM	RB1#0	21.55	2.95	24.50	0.282	1	PASS
			RB1#3	21.52	2.95	24.47	0.280	1	PASS
			RB1#5	21.53	2.95	24.48	0.281	1	PASS
			RB3#0	21.27	2.95	24.22	0.264	1	PASS
			RB3#2	21.36	2.95	24.31	0.270	1	PASS
			RB3#3	21.33	2.95	24.28	0.268	1	PASS
			RB6#0	20.21	2.95	23.16	0.207	1	PASS
	MCH	QPSK	RB1#0	22.45	2.95	25.40	0.347	1	PASS
			RB1#3	22.53	2.95	25.48	0.353	1	PASS
			RB1#5	22.54	2.95	25.49	0.354	1	PASS
			RB3#0	22.62	2.95	25.57	0.361	1	PASS
			RB3#2	22.75	2.95	25.70	0.372	1	PASS
			RB3#3	22.79	2.95	25.74	0.375	1	PASS
			RB6#0	21.64	2.95	24.59	0.288	1	PASS
		16-QAM	RB1#0	21.83	2.95	24.78	0.301	1	PASS
			RB1#3	21.75	2.95	24.70	0.295	1	PASS
			RB1#5	21.74	2.95	24.69	0.294	1	PASS
			RB3#0	21.23	2.95	24.18	0.262	1	PASS
			RB3#2	21.13	2.95	24.08	0.256	1	PASS
			RB3#3	20.96	2.95	23.91	0.246	1	PASS
			RB6#0	20.42	2.95	23.37	0.217	1	PASS
	HCH	QPSK	RB1#0	22.50	2.95	25.45	0.351	1	PASS
			RB1#3	22.57	2.95	25.52	0.356	1	PASS
RB1#5			22.49	2.95	25.44	0.350	1	PASS	
RB3#0			22.58	2.95	25.53	0.357	1	PASS	
RB3#2			22.58	2.95	25.53	0.357	1	PASS	
RB3#3			22.62	2.95	25.57	0.361	1	PASS	
RB6#0			21.60	2.95	24.55	0.285	1	PASS	



TEST REPORT

Report No.: SHE23060106-02AE

Date: 2023-10-18

Page 85 of 155

Test BW	Test Channel	Test Mode	Test RB (Size#Offset)	Conducted power (dBm)	Antenna Gain (dBi)	EIRP (dBm)	EIRP (W)	Limit (W)	Verdict
FDD LTE Band 66									
3 MHz		16-QAM	RB1#0	21.41	2.95	24.36	0.273	1	PASS
			RB1#3	21.36	2.95	24.31	0.270	1	PASS
			RB1#5	21.46	2.95	24.41	0.276	1	PASS
			RB3#0	21.78	2.95	24.73	0.297	1	PASS
			RB3#2	21.67	2.95	24.62	0.290	1	PASS
			RB3#3	21.60	2.95	24.55	0.285	1	PASS
			RB6#0	20.70	2.95	23.65	0.232	1	PASS
	LCH	QPSK	RB1#0	22.82	2.95	25.77	0.378	1	PASS
			RB1#7	22.61	2.95	25.56	0.360	1	PASS
			RB1#14	22.51	2.95	25.46	0.352	1	PASS
			RB8#0	21.59	2.95	24.54	0.284	1	PASS
			RB8#4	21.53	2.95	24.48	0.281	1	PASS
			RB8#7	21.49	2.95	24.44	0.278	1	PASS
			RB15#0	21.52	2.95	24.47	0.280	1	PASS
		16-QAM	RB1#0	21.57	2.95	24.52	0.283	1	PASS
			RB1#7	21.70	2.95	24.65	0.292	1	PASS
			RB1#14	21.47	2.95	24.42	0.277	1	PASS
			RB8#0	20.65	2.95	23.60	0.229	1	PASS
			RB8#4	20.69	2.95	23.64	0.231	1	PASS
			RB8#7	20.62	2.95	23.57	0.228	1	PASS
			RB15#0	20.69	2.95	23.64	0.231	1	PASS
	MCH	QPSK	RB1#0	22.70	2.95	25.65	0.367	1	PASS
			RB1#7	22.64	2.95	25.59	0.362	1	PASS
			RB1#14	22.42	2.95	25.37	0.344	1	PASS
			RB8#0	21.70	2.95	24.65	0.292	1	PASS
			RB8#4	21.64	2.95	24.59	0.288	1	PASS
			RB8#7	21.68	2.95	24.63	0.290	1	PASS
			RB15#0	21.68	2.95	24.63	0.290	1	PASS
16-QAM		RB1#0	21.81	2.95	24.76	0.299	1	PASS	
		RB1#7	21.68	2.95	24.63	0.290	1	PASS	
		RB1#14	21.65	2.95	24.60	0.288	1	PASS	
		RB8#0	20.67	2.95	23.62	0.230	1	PASS	
		RB8#4	20.61	2.95	23.56	0.227	1	PASS	
		RB8#7	20.64	2.95	23.59	0.229	1	PASS	
RB15#0	20.67	2.95	23.62	0.230	1	PASS			
HCH	QPSK	RB1#0	22.59	2.95	25.54	0.358	1	PASS	



TEST REPORT

Report No.: SHE23060106-02AE

Date: 2023-10-18

Page 86 of 155

Test BW	Test Channel	Test Mode	Test RB (Size#Offset)	Conducted power (dBm)	Antenna Gain (dBi)	EIRP (dBm)	EIRP (W)	Limit (W)	Verdict
FDD LTE Band 66									
			RB1#7	22.52	2.95	25.47	0.352	1	PASS
			RB1#14	22.53	2.95	25.48	0.353	1	PASS
			RB8#0	21.62	2.95	24.57	0.286	1	PASS
			RB8#4	21.55	2.95	24.50	0.282	1	PASS
			RB8#7	21.62	2.95	24.57	0.286	1	PASS
			RB15#0	21.57	2.95	24.52	0.283	1	PASS
		16-QAM	RB1#0	21.69	2.95	24.64	0.291	1	PASS
			RB1#7	21.65	2.95	24.60	0.288	1	PASS
			RB1#14	21.34	2.95	24.29	0.269	1	PASS
			RB8#0	20.72	2.95	23.67	0.233	1	PASS
			RB8#4	20.64	2.95	23.59	0.229	1	PASS
			RB8#7	20.56	2.95	23.51	0.224	1	PASS
			RB15#0	20.34	2.95	23.29	0.213	1	PASS
			5 MHz	LCH	QPSK	RB1#0	22.50	2.95	25.45
RB1#13	22.47	2.95				25.42	0.348	1	PASS
RB1#24	22.38	2.95				25.33	0.341	1	PASS
RB12#0	21.49	2.95				24.44	0.278	1	PASS
RB12#6	21.59	2.95				24.54	0.284	1	PASS
RB12#13	21.54	2.95				24.49	0.281	1	PASS
RB25#0	21.49	2.95				24.44	0.278	1	PASS
16-QAM	RB1#0	21.16			2.95	24.11	0.258	1	PASS
	RB1#13	21.56			2.95	24.51	0.282	1	PASS
	RB1#24	20.97			2.95	23.92	0.247	1	PASS
	RB12#0	20.40			2.95	23.35	0.216	1	PASS
	RB12#6	20.40			2.95	23.35	0.216	1	PASS
	RB12#13	20.34			2.95	23.29	0.213	1	PASS
	RB25#0	20.55			2.95	23.50	0.224	1	PASS
MCH	QPSK	RB1#0		22.37	2.95	25.32	0.340	1	PASS
		RB1#13		22.56	2.95	25.51	0.356	1	PASS
		RB1#24		22.3	2.95	25.25	0.335	1	PASS
		RB12#0		21.70	2.95	24.65	0.292	1	PASS
		RB12#6		21.62	2.95	24.57	0.286	1	PASS
		RB12#13		21.63	2.95	24.58	0.287	1	PASS
		RB25#0		21.65	2.95	24.60	0.288	1	PASS
	16-QAM	RB1#0		21.68	2.95	24.63	0.290	1	PASS
		RB1#13		21.72	2.95	24.67	0.293	1	PASS



TEST REPORT

Report No.: SHE23060106-02AE

Date: 2023-10-18

Page 87 of 155

Test BW	Test Channel	Test Mode	Test RB (Size#Offset)	Conducted power (dBm)	Antenna Gain (dBi)	EIRP (dBm)	EIRP (W)	Limit (W)	Verdict	
FDD LTE Band 66										
	HCH		RB1#24	21.18	2.95	24.13	0.259	1	PASS	
			RB12#0	20.48	2.95	23.43	0.220	1	PASS	
			RB12#6	20.46	2.95	23.41	0.219	1	PASS	
			RB12#13	20.45	2.95	23.40	0.219	1	PASS	
			RB25#0	20.69	2.95	23.64	0.231	1	PASS	
		QPSK	RB1#0	22.38	2.95	25.33	0.341	1	PASS	
			RB1#13	22.36	2.95	25.31	0.340	1	PASS	
			RB1#24	22.31	2.95	25.26	0.336	1	PASS	
			RB12#0	21.61	2.95	24.56	0.286	1	PASS	
			RB12#6	21.56	2.95	24.51	0.282	1	PASS	
			RB12#13	21.53	2.95	24.48	0.281	1	PASS	
		16-QAM	RB25#0	21.55	2.95	24.50	0.282	1	PASS	
			RB1#0	21.62	2.95	24.57	0.286	1	PASS	
			RB1#13	21.51	2.95	24.46	0.279	1	PASS	
			RB1#24	20.69	2.95	23.64	0.231	1	PASS	
	RB12#0		20.43	2.95	23.38	0.218	1	PASS		
	RB12#6		20.45	2.95	23.40	0.219	1	PASS		
	10 MHz	LCH	QPSK	RB12#13	20.42	2.95	23.37	0.217	1	PASS
				RB25#0	20.49	2.95	23.44	0.221	1	PASS
				RB1#0	22.80	2.95	25.75	0.376	1	PASS
				RB1#25	22.90	2.95	25.85	0.385	1	PASS
RB1#49				22.67	2.95	25.62	0.365	1	PASS	
RB25#0				21.53	2.95	24.48	0.281	1	PASS	
16-QAM			RB25#13	21.64	2.95	24.59	0.288	1	PASS	
			RB25#25	21.59	2.95	24.54	0.284	1	PASS	
			RB50#0	21.55	2.95	24.50	0.282	1	PASS	
			RB1#0	21.89	2.95	24.84	0.305	1	PASS	
			RB1#25	22.32	2.95	25.27	0.337	1	PASS	
			RB1#49	21.75	2.95	24.70	0.295	1	PASS	
MCH		QPSK	RB25#0	20.62	2.95	23.57	0.228	1	PASS	
			RB25#13	20.75	2.95	23.70	0.234	1	PASS	
			RB25#25	20.71	2.95	23.66	0.232	1	PASS	
			RB50#0	20.65	2.95	23.60	0.229	1	PASS	
			RB1#0	22.63	2.95	25.58	0.361	1	PASS	
			RB1#25	23.14	2.95	26.09	0.406	1	PASS	
			RB1#49	22.63	2.95	25.58	0.361	1	PASS	



TEST REPORT

Report No.: SHE23060106-02AE

Date: 2023-10-18

Page 88 of 155

Test BW	Test Channel	Test Mode	Test RB (Size#Offset)	Conducted power (dBm)	Antenna Gain (dBi)	EIRP (dBm)	EIRP (W)	Limit (W)	Verdict		
FDD LTE Band 66											
			RB25#0	21.73	2.95	24.68	0.294	1	PASS		
			RB25#13	21.77	2.95	24.72	0.296	1	PASS		
			RB25#25	21.70	2.95	24.65	0.292	1	PASS		
			RB50#0	21.70	2.95	24.65	0.292	1	PASS		
		16-QAM	RB1#0	21.81	2.95	24.76	0.299	1	PASS		
			RB1#25	21.88	2.95	24.83	0.304	1	PASS		
			RB1#49	21.42	2.95	24.37	0.274	1	PASS		
			RB25#0	20.85	2.95	23.80	0.240	1	PASS		
			RB25#13	20.97	2.95	23.92	0.247	1	PASS		
			RB25#25	20.89	2.95	23.84	0.242	1	PASS		
			RB50#0	20.88	2.95	23.83	0.242	1	PASS		
			HCH	QPSK	RB1#0	22.54	2.95	25.49	0.354	1	PASS
					RB1#25	22.88	2.95	25.83	0.383	1	PASS
					RB1#49	22.48	2.95	25.43	0.349	1	PASS
	RB25#0	21.59			2.95	24.54	0.284	1	PASS		
	RB25#13	21.57			2.95	24.52	0.283	1	PASS		
	RB25#25	21.53			2.95	24.48	0.281	1	PASS		
	RB50#0	21.60			2.95	24.55	0.285	1	PASS		
	16-QAM	RB1#0	21.71	2.95	24.66	0.292	1	PASS			
		RB1#25	21.65	2.95	24.60	0.288	1	PASS			
		RB1#49	21.20	2.95	24.15	0.260	1	PASS			
		RB25#0	20.60	2.95	23.55	0.226	1	PASS			
		RB25#13	20.62	2.95	23.57	0.228	1	PASS			
		RB25#25	20.50	2.95	23.45	0.221	1	PASS			
		RB50#0	20.52	2.95	23.47	0.222	1	PASS			
	15 MHz	LCH	QPSK	RB1#0	22.65	2.95	25.60	0.363	1	PASS	
				RB1#38	22.62	2.95	25.57	0.361	1	PASS	
				RB1#74	22.55	2.95	25.50	0.355	1	PASS	
RB36#0				21.54	2.95	24.49	0.281	1	PASS		
RB36#19				21.58	2.95	24.53	0.284	1	PASS		
RB36#39				21.56	2.95	24.51	0.282	1	PASS		
RB75#0				21.48	2.95	24.43	0.277	1	PASS		
16-QAM				RB1#0	21.84	2.95	24.79	0.301	1	PASS	
			RB1#38	22.20	2.95	25.15	0.327	1	PASS		
			RB1#74	21.42	2.95	24.37	0.274	1	PASS		
			RB36#0	20.47	2.95	23.42	0.220	1	PASS		



TEST REPORT

Report No.: SHE23060106-02AE

Date: 2023-10-18

Page 89 of 155

Test BW	Test Channel	Test Mode	Test RB (Size#Offset)	Conducted power (dBm)	Antenna Gain (dBi)	EIRP (dBm)	EIRP (W)	Limit (W)	Verdict
FDD LTE Band 66									
	MCH	QPSK	RB36#19	20.49	2.95	23.44	0.221	1	PASS
			RB36#39	20.50	2.95	23.45	0.221	1	PASS
			RB75#0	20.49	2.95	23.44	0.221	1	PASS
		16-QAM	RB1#0	22.67	2.95	25.62	0.365	1	PASS
			RB1#38	22.78	2.95	25.73	0.374	1	PASS
			RB1#74	22.52	2.95	25.47	0.352	1	PASS
			RB36#0	21.75	2.95	24.70	0.295	1	PASS
			RB36#19	21.75	2.95	24.70	0.295	1	PASS
			RB36#39	21.67	2.95	24.62	0.290	1	PASS
		16-QAM	RB75#0	21.70	2.95	24.65	0.292	1	PASS
			RB1#0	21.85	2.95	24.80	0.302	1	PASS
			RB1#38	21.80	2.95	24.75	0.299	1	PASS
			RB1#74	21.14	2.95	24.09	0.256	1	PASS
			RB36#0	20.80	2.95	23.75	0.237	1	PASS
			RB36#19	20.76	2.95	23.71	0.235	1	PASS
	HCH	QPSK	RB36#39	20.71	2.95	23.66	0.232	1	PASS
			RB75#0	20.76	2.95	23.71	0.235	1	PASS
			RB1#0	22.56	2.95	25.51	0.356	1	PASS
			RB1#38	22.54	2.95	25.49	0.354	1	PASS
			RB1#74	22.39	2.95	25.34	0.342	1	PASS
			RB36#0	21.64	2.95	24.59	0.288	1	PASS
		16-QAM	RB36#19	21.57	2.95	24.52	0.283	1	PASS
			RB36#39	21.56	2.95	24.51	0.282	1	PASS
			RB75#0	21.55	2.95	24.50	0.282	1	PASS
			RB1#0	22.06	2.95	25.01	0.317	1	PASS
			RB1#38	22.78	2.95	25.73	0.374	1	PASS
			RB1#74	21.79	2.95	24.74	0.298	1	PASS
			RB36#0	20.63	2.95	23.58	0.228	1	PASS
			RB36#19	20.62	2.95	23.57	0.228	1	PASS
			RB36#39	20.38	2.95	23.33	0.215	1	PASS
20 MHz	LCH	QPSK	RB75#0	20.56	2.95	23.51	0.224	1	PASS
			RB1#0	22.39	2.95	25.34	0.342	1	PASS
			RB1#50	22.86	2.95	25.81	0.381	1	PASS
			RB1#99	22.50	2.95	25.45	0.351	1	PASS
			RB50#0	21.61	2.95	24.56	0.286	1	PASS
			RB50#25	21.64	2.95	24.59	0.288	1	PASS



TEST REPORT

Report No.: SHE23060106-02AE

Date: 2023-10-18

Page 90 of 155

Test BW	Test Channel	Test Mode	Test RB (Size#Offset)	Conducted power (dBm)	Antenna Gain (dBi)	EIRP (dBm)	EIRP (W)	Limit (W)	Verdict
FDD LTE Band 66									
	MCH	16-QAM	RB50#50	21.63	2.95	24.58	0.287	1	PASS
			RB100#0	21.55	2.95	24.50	0.282	1	PASS
			RB1#0	21.69	2.95	24.64	0.291	1	PASS
		RB1#50	21.77	2.95	24.72	0.296	1	PASS	
		RB1#99	21.19	2.95	24.14	0.259	1	PASS	
		RB50#0	20.52	2.95	23.47	0.222	1	PASS	
		RB50#25	20.53	2.95	23.48	0.223	1	PASS	
		RB50#50	20.50	2.95	23.45	0.221	1	PASS	
		RB100#0	20.55	2.95	23.50	0.224	1	PASS	
		QPSK	RB1#0	22.89	2.95	25.84	0.384	1	PASS
		RB1#50	23.01	2.95	25.96	0.394	1	PASS	
		RB1#99	22.79	2.95	25.74	0.375	1	PASS	
		RB50#0	21.75	2.95	24.70	0.295	1	PASS	
		RB50#25	21.72	2.95	24.67	0.293	1	PASS	
		RB50#50	21.69	2.95	24.64	0.291	1	PASS	
	RB100#0	21.77	2.95	24.72	0.296	1	PASS		
	16-QAM	RB1#0	21.91	2.95	24.86	0.306	1	PASS	
	RB1#50	21.65	2.95	24.60	0.288	1	PASS		
	RB1#99	20.84	2.95	23.79	0.239	1	PASS		
	RB50#0	20.69	2.95	23.64	0.231	1	PASS		
	RB50#25	20.71	2.95	23.66	0.232	1	PASS		
	RB50#50	20.59	2.95	23.54	0.226	1	PASS		
	RB100#0	20.76	2.95	23.71	0.235	1	PASS		
	HCH	QPSK	RB1#0	22.50	2.95	25.45	0.351	1	PASS
			RB1#50	22.75	2.95	25.70	0.372	1	PASS
			RB1#99	22.47	2.95	25.42	0.348	1	PASS
		RB50#0	21.62	2.95	24.57	0.286	1	PASS	
		RB50#25	21.58	2.95	24.53	0.284	1	PASS	
		RB50#50	21.51	2.95	24.46	0.279	1	PASS	
		RB100#0	21.57	2.95	24.52	0.283	1	PASS	
16-QAM		RB1#0	21.38	2.95	24.33	0.271	1	PASS	
RB1#50		21.57	2.95	24.52	0.283	1	PASS		
RB1#99		21.15	2.95	24.10	0.257	1	PASS		
RB50#0		20.59	2.95	23.54	0.226	1	PASS		
RB50#25		20.46	2.95	23.41	0.219	1	PASS		
RB50#50		20.42	2.95	23.37	0.217	1	PASS		



TEST REPORT

Report No.: SHE23060106-02AE

Date: 2023-10-18

Page 91 of 155

Test BW	Test Channel	Test Mode	Test RB (Size#Offset)	Conducted power (dBm)	Antenna Gain (dBi)	EIRP (dBm)	EIRP (W)	Limit (W)	Verdict
FDD LTE Band 66									
			RB100#0	20.58	2.95	23.53	0.225	1	PASS

Test BW	Test Channel	Test Mode	Test RB (Size#Offset)	Conducted power (dBm)	Antenna Gain (dBi)	ERP (dBm)	ERP (W)	Limit (W)	Verdict
FDD LTE Band 71									
5 MHz	LCH	QPSK	RB1#0	22.89	0.22	20.96	0.125	3	PASS
			RB1#13	22.97	0.22	21.04	0.127	3	PASS
			RB1#24	22.72	0.22	20.79	0.120	3	PASS
			RB12#0	22.15	0.22	20.22	0.105	3	PASS
			RB12#6	22.15	0.22	20.22	0.105	3	PASS
			RB12#13	22.15	0.22	20.22	0.105	3	PASS
			RB25#0	22.15	0.22	20.22	0.105	3	PASS
		16-QAM	RB1#0	22.14	0.22	20.21	0.105	3	PASS
			RB1#13	22.16	0.22	20.23	0.105	3	PASS
			RB1#24	21.73	0.22	19.80	0.095	3	PASS
			RB12#0	21.08	0.22	19.15	0.082	3	PASS
			RB12#6	21.16	0.22	19.23	0.084	3	PASS
			RB12#13	20.92	0.22	18.99	0.079	3	PASS
			RB25#0	21.32	0.22	19.39	0.087	3	PASS
	MCH	QPSK	RB1#0	22.84	0.22	20.91	0.123	3	PASS
			RB1#13	23.2	0.22	21.27	0.134	3	PASS
			RB1#24	22.94	0.22	21.01	0.126	3	PASS
			RB12#0	22.15	0.22	20.22	0.105	3	PASS
			RB12#6	22.12	0.22	20.19	0.104	3	PASS
			RB12#13	22.10	0.22	20.17	0.104	3	PASS
			RB25#0	22.13	0.22	20.20	0.105	3	PASS
		16-QAM	RB1#0	22.13	0.22	20.20	0.105	3	PASS
			RB1#13	22.23	0.22	20.30	0.107	3	PASS
			RB1#24	21.56	0.22	19.63	0.092	3	PASS
			RB12#0	21.07	0.22	19.14	0.082	3	PASS
			RB12#6	21.12	0.22	19.19	0.083	3	PASS
			RB12#13	21.11	0.22	19.18	0.083	3	PASS
			RB25#0	21.05	0.22	19.12	0.082	3	PASS
HCH	QPSK	RB1#0	22.97	0.22	21.04	0.127	3	PASS	



TEST REPORT

Report No.: SHE23060106-02AE

Date: 2023-10-18

Page 92 of 155

Test BW	Test Channel	Test Mode	Test RB (Size#Offset)	Conducted power (dBm)	Antenna Gain (dBi)	ERP (dBm)	ERP (W)	Limit (W)	Verdict
FDD LTE Band 71									
			RB1#13	23.13	0.22	21.20	0.132	3	PASS
			RB1#24	23.02	0.22	21.09	0.129	3	PASS
			RB12#0	22.23	0.22	20.30	0.107	3	PASS
			RB12#6	22.25	0.22	20.32	0.108	3	PASS
			RB12#13	22.22	0.22	20.29	0.107	3	PASS
			RB25#0	22.14	0.22	20.21	0.105	3	PASS
		16-QAM	RB1#0	22.09	0.22	20.16	0.104	3	PASS
			RB1#13	22.06	0.22	20.13	0.103	3	PASS
			RB1#24	21.38	0.22	19.45	0.088	3	PASS
			RB12#0	20.91	0.22	18.98	0.079	3	PASS
			RB12#6	21.08	0.22	19.15	0.082	3	PASS
			RB12#13	21.05	0.22	19.12	0.082	3	PASS
			RB25#0	21.12	0.22	19.19	0.083	3	PASS
			10 MHz	LCH	QPSK	RB1#0	23.05	0.22	21.12
RB1#25	23.29	0.22				21.36	0.137	3	PASS
RB1#49	23.26	0.22				21.33	0.136	3	PASS
RB25#0	22.21	0.22				20.28	0.107	3	PASS
RB25#13	22.26	0.22				20.33	0.108	3	PASS
RB25#25	22.31	0.22				20.38	0.109	3	PASS
RB50#0	22.18	0.22				20.25	0.106	3	PASS
16-QAM	RB1#0	22.21			0.22	20.28	0.107	3	PASS
	RB1#25	23.02			0.22	21.09	0.129	3	PASS
	RB1#49	22.52			0.22	20.59	0.115	3	PASS
	RB25#0	21.16			0.22	19.23	0.084	3	PASS
	RB25#13	21.21			0.22	19.28	0.085	3	PASS
	RB25#25	21.25			0.22	19.32	0.086	3	PASS
	RB50#0	21.00			0.22	19.07	0.081	3	PASS
MCH	QPSK	RB1#0	22.95	0.22	21.02	0.126	3	PASS	
		RB1#25	23.22	0.22	21.29	0.135	3	PASS	
		RB1#49	23.07	0.22	21.14	0.130	3	PASS	
		RB25#0	22.19	0.22	20.26	0.106	3	PASS	
		RB25#13	22.17	0.22	20.24	0.106	3	PASS	
		RB25#25	22.16	0.22	20.23	0.105	3	PASS	
		RB50#0	22.17	0.22	20.24	0.106	3	PASS	
	16-QAM	RB1#0	22.13	0.22	20.20	0.105	3	PASS	
		RB1#25	22.19	0.22	20.26	0.106	3	PASS	



TEST REPORT

Report No.: SHE23060106-02AE

Date: 2023-10-18

Page 93 of 155

Test BW	Test Channel	Test Mode	Test RB (Size#Offset)	Conducted power (dBm)	Antenna Gain (dBi)	ERP (dBm)	ERP (W)	Limit (W)	Verdict
FDD LTE Band 71									
			RB1#49	21.93	0.22	20.00	0.100	3	PASS
			RB25#0	21.18	0.22	19.25	0.084	3	PASS
			RB25#13	21.14	0.22	19.21	0.083	3	PASS
			RB25#25	21.15	0.22	19.22	0.084	3	PASS
			RB50#0	21.15	0.22	19.22	0.084	3	PASS
	HCH	QPSK	RB1#0	23.15	0.22	21.22	0.132	3	PASS
			RB1#25	23.24	0.22	21.31	0.135	3	PASS
			RB1#49	23.11	0.22	21.18	0.131	3	PASS
			RB25#0	22.15	0.22	20.22	0.105	3	PASS
			RB25#13	22.25	0.22	20.32	0.108	3	PASS
			RB25#25	22.18	0.22	20.25	0.106	3	PASS
		16-QAM	RB50#0	22.21	0.22	20.28	0.107	3	PASS
			RB1#0	22.29	0.22	20.36	0.109	3	PASS
			RB1#25	22.35	0.22	20.42	0.110	3	PASS
			RB1#49	22.19	0.22	20.26	0.106	3	PASS
			RB25#0	21.26	0.22	19.33	0.086	3	PASS
			RB25#13	21.34	0.22	19.41	0.087	3	PASS
			RB25#25	21.30	0.22	19.37	0.086	3	PASS
RB50#0	21.08	0.22	19.15	0.082	3	PASS			
15 MHz	LCH	QPSK	RB1#0	22.97	0.22	21.04	0.127	3	PASS
			RB1#38	23.24	0.22	21.31	0.135	3	PASS
			RB1#74	23.10	0.22	21.17	0.131	3	PASS
			RB36#0	22.10	0.22	20.17	0.104	3	PASS
			RB36#19	22.31	0.22	20.38	0.109	3	PASS
			RB36#39	22.17	0.22	20.24	0.106	3	PASS
		16-QAM	RB75#0	22.14	0.22	20.21	0.105	3	PASS
			RB1#0	22.16	0.22	20.23	0.105	3	PASS
			RB1#38	22.67	0.22	20.74	0.119	3	PASS
			RB1#74	22.15	0.22	20.22	0.105	3	PASS
			RB36#0	20.91	0.22	18.98	0.079	3	PASS
			RB36#19	21.15	0.22	19.22	0.084	3	PASS
	MCH	QPSK	RB36#39	21.03	0.22	19.10	0.081	3	PASS
			RB75#0	21.02	0.22	19.09	0.081	3	PASS
			RB1#0	22.96	0.22	21.03	0.127	3	PASS
			RB1#38	22.98	0.22	21.05	0.127	3	PASS
			RB1#74	23.04	0.22	21.11	0.129	3	PASS



TEST REPORT

Report No.: SHE23060106-02AE

Date: 2023-10-18

Page 94 of 155

Test BW	Test Channel	Test Mode	Test RB (Size#Offset)	Conducted power (dBm)	Antenna Gain (dBi)	ERP (dBm)	ERP (W)	Limit (W)	Verdict		
FDD LTE Band 71											
			RB36#0	22.22	0.22	20.29	0.107	3	PASS		
			RB36#19	22.13	0.22	20.20	0.105	3	PASS		
			RB36#39	22.13	0.22	20.20	0.105	3	PASS		
			RB75#0	22.15	0.22	20.22	0.105	3	PASS		
		16-QAM	RB1#0	22.24	0.22	20.31	0.107	3	PASS		
			RB1#38	22.22	0.22	20.29	0.107	3	PASS		
			RB1#74	21.65	0.22	19.72	0.094	3	PASS		
			RB36#0	21.32	0.22	19.39	0.087	3	PASS		
			RB36#19	21.25	0.22	19.32	0.086	3	PASS		
			RB36#39	21.1	0.22	19.17	0.083	3	PASS		
			RB75#0	21.02	0.22	19.09	0.081	3	PASS		
			HCH	QPSK	RB1#0	23.00	0.22	21.07	0.128	3	PASS
					RB1#38	23.05	0.22	21.12	0.129	3	PASS
					RB1#74	23.00	0.22	21.07	0.128	3	PASS
	RB36#0	22.16			0.22	20.23	0.105	3	PASS		
	RB36#19	22.16			0.22	20.23	0.105	3	PASS		
	RB36#39	22.17			0.22	20.24	0.106	3	PASS		
	RB75#0	22.20			0.22	20.27	0.106	3	PASS		
	16-QAM	RB1#0	22.69	0.22	20.76	0.119	3	PASS			
		RB1#38	23.29	0.22	21.36	0.137	3	PASS			
		RB1#74	22.77	0.22	20.84	0.121	3	PASS			
		RB36#0	21.05	0.22	19.12	0.082	3	PASS			
		RB36#19	21.00	0.22	19.07	0.081	3	PASS			
		RB36#39	21.09	0.22	19.16	0.082	3	PASS			
		RB75#0	21.08	0.22	19.15	0.082	3	PASS			
	20 MHz	LCH	QPSK	RB1#0	22.82	0.22	20.89	0.123	3	PASS	
				RB1#50	23.33	0.22	21.40	0.138	3	PASS	
				RB1#99	22.81	0.22	20.88	0.122	3	PASS	
RB50#0				22.15	0.22	20.22	0.105	3	PASS		
RB50#25				22.22	0.22	20.29	0.107	3	PASS		
RB50#50				22.22	0.22	20.29	0.107	3	PASS		
RB100#0				22.15	0.22	20.22	0.105	3	PASS		
16-QAM			RB1#0	22.16	0.22	20.23	0.105	3	PASS		
			RB1#50	22.62	0.22	20.69	0.117	3	PASS		
			RB1#99	21.70	0.22	19.77	0.095	3	PASS		
			RB50#0	21.19	0.22	19.26	0.084	3	PASS		



TEST REPORT

Report No.: SHE23060106-02AE

Date: 2023-10-18

Page 95 of 155

Test BW	Test Channel	Test Mode	Test RB (Size#Offset)	Conducted power (dBm)	Antenna Gain (dBi)	ERP (dBm)	ERP (W)	Limit (W)	Verdict	
FDD LTE Band 71										
	MCH		RB50#25	21.25	0.22	19.32	0.086	3	PASS	
			RB50#50	21.03	0.22	19.10	0.081	3	PASS	
			RB100#0	21.13	0.22	19.20	0.083	3	PASS	
		QPSK	RB1#0	23.14	0.22	21.21	0.132	3	PASS	
			RB1#50	23.42	0.22	21.49	0.141	3	PASS	
			RB1#99	23.17	0.22	21.24	0.133	3	PASS	
			RB50#0	22.22	0.22	20.29	0.107	3	PASS	
			RB50#25	22.2	0.22	20.27	0.106	3	PASS	
			RB50#50	22.18	0.22	20.25	0.106	3	PASS	
			RB100#0	22.2	0.22	20.27	0.106	3	PASS	
			16-QAM	RB1#0	22.31	0.22	20.38	0.109	3	PASS
				RB1#50	22.15	0.22	20.22	0.105	3	PASS
		RB1#99		21.81	0.22	19.88	0.097	3	PASS	
		RB50#0		21.17	0.22	19.24	0.084	3	PASS	
		RB50#25		20.97	0.22	19.04	0.080	3	PASS	
	RB50#50	20.96		0.22	19.03	0.080	3	PASS		
	HCH	QPSK	RB100#0	21.05	0.22	19.12	0.082	3	PASS	
			RB1#0	22.97	0.22	21.04	0.127	3	PASS	
			RB1#50	23.13	0.22	21.20	0.132	3	PASS	
			RB1#99	22.97	0.22	21.04	0.127	3	PASS	
			RB50#0	22.07	0.22	20.14	0.103	3	PASS	
			RB50#25	22.21	0.22	20.28	0.107	3	PASS	
			RB50#50	22.18	0.22	20.25	0.106	3	PASS	
			RB100#0	22.15	0.22	20.22	0.105	3	PASS	
			16-QAM	RB1#0	21.87	0.22	19.94	0.099	3	PASS
		RB1#50		22.24	0.22	20.31	0.107	3	PASS	
		RB1#99		21.71	0.22	19.78	0.095	3	PASS	
		RB50#0		21.04	0.22	19.11	0.081	3	PASS	
		RB50#25		21.07	0.22	19.14	0.082	3	PASS	
		RB50#50		21.00	0.22	19.07	0.081	3	PASS	
RB100#0		21.09	0.22	19.16	0.082	3	PASS			



TEST REPORT

Report No.: SHE23060106-02AE

Date: 2023-10-18

Page 96 of 155

5.1.2 Peak to Average Ratio

Note(s):

1. Test plots please refer to the document "Annex No: SHE23060106-02AE Data EXHIBIT A".

Peak to Average Ratio Measurement Results for WCDMA

Test Band	Channel	Peak to Average Ratio (dB)	Limit (W)	Refer to Plot ^{Note 1}	Verdict
WCDMA Band II	Low	3.16	13	1.1	PASS
	Middle	3.10	13	1.2	PASS
	High	3.04	13	1.3	PASS
WCDMA Band IV	Low	3.21	13	2.1	PASS
	Middle	3.19	13	2.2	PASS
	High	3.17	13	2.3	PASS
WCDMA Band V	Low	3.17	13	3.1	PASS
	Middle	3.19	13	3.2	PASS
	High	3.18	13	3.3	PASS

Peak to Average Ratio Measurement Results for LTE

FDD LTE Band 2							
Test BW	Channel	Modul.	RB Set (Size#Offset)	Peak to Average Ratio (dB)	Limit (dB)	Refer to Plot ^{Note 1}	Verdict
20 MHz	Low	QPSK	RB1#0	5.53	13	4.1	PASS
			RB100#0	5.66	13	4.2	PASS
		16QAM	RB1#0	6.03	13	4.3	PASS
			RB100#0	6.44	13	4.4	PASS
	Middle	QPSK	RB1#0	5.75	13	4.5	PASS
			RB100#0	5.43	13	4.6	PASS
		16QAM	RB1#0	6.19	13	4.7	PASS
			RB100#0	6.26	13	4.8	PASS
	High	QPSK	RB1#0	5.77	13	4.9	PASS
			RB100#0	5.46	13	4.10	PASS
		16QAM	RB1#0	6.83	13	4.11	PASS
			RB100#0	6.19	13	4.12	PASS



TEST REPORT

Report No.: SHE23060106-02AE

Date: 2023-10-18

Page 97 of 155

FDD LTE Band 4							
Test BW	Channel	Modul.	RB Set (Size#Offset)	Peak to Average Ratio (dB)	Limit (dB)	Refer to Plot ^{Note 1}	Verdict
20 MHz	Low	QPSK	RB1#0	5.68	13	5.1	PASS
			RB100#0	5.56	13	5.2	PASS
		16QAM	RB1#0	6.16	13	5.3	PASS
			RB100#0	6.43	13	5.4	PASS
	Middle	QPSK	RB1#0	5.58	13	5.5	PASS
			RB100#0	5.52	13	5.6	PASS
		16QAM	RB1#0	6.45	13	5.7	PASS
			RB100#0	6.39	13	5.8	PASS
	High	QPSK	RB1#0	5.87	13	5.9	PASS
			RB100#0	5.72	13	5.10	PASS
		16QAM	RB1#0	6.63	13	5.11	PASS
			RB100#0	6.47	13	5.12	PASS

FDD LTE Band 5							
Test BW	Channel	Modul.	RB Set (Size#Offset)	Peak to Average Ratio (dB)	Limit (dB)	Refer to Plot ^{Note 1}	Verdict
10 MHz	Low	QPSK	RB1#0	5.63	13	6.1	PASS
			RB50#0	5.67	13	6.2	PASS
		16QAM	RB1#0	6.42	13	6.3	PASS
			RB50#0	6.36	13	6.4	PASS
	Middle	QPSK	RB1#0	5.43	13	6.5	PASS
			RB50#0	5.63	13	6.6	PASS
		16QAM	RB1#0	6.20	13	6.7	PASS
			RB50#0	6.37	13	6.8	PASS
	High	QPSK	RB1#0	5.44	13	6.9	PASS
			RB50#0	5.50	13	6.10	PASS
		16QAM	RB1#0	6.00	13	6.11	PASS
			RB50#0	6.39	13	6.12	PASS

FDD LTE Band 7							
----------------	--	--	--	--	--	--	--



TEST REPORT

Report No.: SHE23060106-02AE

Date: 2023-10-18

Page 98 of 155

Test BW	Channel	Modul.	RB Set (Size#Offset)	Peak to Average Ratio (dB)	Limit (dB)	Refer to Plot ^{Note 1}	Verdict
20 MHz	Low	QPSK	RB1#0	5.46	13	7.1	PASS
			RB100#0	5.55	13	7.2	PASS
		16QAM	RB1#0	5.63	13	7.3	PASS
			RB100#0	6.27	13	7.4	PASS
	Middle	QPSK	RB1#0	5.46	13	7.5	PASS
			RB100#0	5.50	13	7.6	PASS
		16QAM	RB1#0	6.42	13	7.7	PASS
			RB100#0	6.29	13	7.8	PASS
	High	QPSK	RB1#0	5.49	13	7.9	PASS
			RB100#0	5.59	13	7.10	PASS
		16QAM	RB1#0	6.30	13	7.11	PASS
			RB100#0	6.33	13	7.12	PASS

FDD LTE Band 12

Test BW	Channel	Modul.	RB Set (Size#Offset)	Peak to Average Ratio (dB)	Limit (dB)	Refer to Plot ^{Note 1}	Verdict
10 MHz	Low	QPSK	RB1#0	4.78	13	8.1	PASS
			RB50#0	5.45	13	8.2	PASS
		16QAM	RB1#0	5.63	13	8.3	PASS
			RB50#0	6.19	13	8.4	PASS
	Middle	QPSK	RB1#0	5.13	13	8.5	PASS
			RB50#0	5.41	13	8.6	PASS
		16QAM	RB1#0	5.74	13	8.7	PASS
			RB50#0	6.24	13	8.8	PASS
	High	QPSK	RB1#0	4.85	13	8.9	PASS
			RB50#0	5.30	13	8.10	PASS
		16QAM	RB1#0	5.60	13	8.11	PASS
			RB50#0	6.15	13	8.12	PASS

FDD LTE Band 13

Test BW	Channel	Modul.	RB Set (Size#Offset)	Peak to Average Ratio (dB)	Limit (dB)	Refer to Plot ^{Note 1}	Verdict
10 MHz	Low	QPSK	RB1#0	--	--	--	--
			RB50#0	--	--	--	--
		16QAM	RB1#0	--	--	--	--



TEST REPORT

Report No.: SHE23060106-02AE

Date: 2023-10-18

Page 99 of 155

	Middle	QPSK	RB50#0	--	--	--	--
			RB1#0	5.12	13	9.1	PASS
		16QAM	RB50#0	5.48	13	9.2	PASS
			RB1#0	6.05	13	9.3	PASS
	High	QPSK	RB50#0	6.32	13	9.4	PASS
			RB1#0	--	--	--	--
		16QAM	RB50#0	--	--	--	--
			RB1#0	--	--	--	--

FDD LTE Band 17

Test BW	Channel	Modul.	RB Set (Size#Offset)	Peak to Average Ratio (dB)	Limit (dB)	Refer to Plot ^{Note 1}	Verdict
10 MHz	Low	QPSK	RB1#0	5.10	13	10.1	PASS
			RB50#0	5.32	13	10.2	PASS
		16QAM	RB1#0	6.04	13	10.3	PASS
			RB50#0	6.15	13	10.4	PASS
	Middle	QPSK	RB1#0	5.19	13	10.5	PASS
			RB50#0	5.35	13	10.6	PASS
		16QAM	RB1#0	5.74	13	10.7	PASS
			RB50#0	6.23	13	10.8	PASS
	High	QPSK	RB1#0	5.01	13	10.9	PASS
			RB50#0	5.36	13	10.10	PASS
		16QAM	RB1#0	5.72	13	10.11	PASS
			RB50#0	6.19	13	10.12	PASS

FDD LTE Band 25

Test BW	Channel	Modul.	RB Set (Size#Offset)	Peak to Average Ratio (dB)	Limit (dB)	Refer to Plot ^{Note 1}	Verdict
20 MHz	Low	QPSK	RB1#0	5.69	13	11.1	PASS
			RB100#0	5.65	13	11.2	PASS
		16QAM	RB1#0	6.24	13	11.3	PASS
			RB100#0	6.50	13	11.4	PASS
	Middle	QPSK	RB1#0	5.78	13	11.5	PASS
			RB100#0	5.54	13	11.6	PASS
		16QAM	RB1#0	6.51	13	11.7	PASS



TEST REPORT

Report No.: SHE23060106-02AE

Date: 2023-10-18

Page 100 of 155

	High	QPSK	RB100#0	6.33	13	11.8	PASS
			RB1#0	5.89	13	11.9	PASS
		16QAM	RB100#0	5.33	13	11.10	PASS
			RB1#0	6.93	13	11.11	PASS
			RB100#0	6.18	13	11.12	PASS

TDD LTE Band 41

Test BW	Channel	Modul.	RB Set (Size#Offset)	Peak to Average Ratio (dB)	Limit (dB)	Refer to Plot ^{Note 2}	Verdict
20 MHz	Low	QPSK	RB1#0	9.46	13	12.1	PASS
			RB100#0	9.78	13	12.2	PASS
		16QAM	RB1#0	9.37	13	12.3	PASS
			RB100#0	9.46	13	12.4	PASS
	Middle	QPSK	RB1#0	9.74	13	12.5	PASS
			RB100#0	9.19	13	12.6	PASS
		16QAM	RB1#0	9.45	13	12.7	PASS
			RB100#0	10.07	13	12.8	PASS
	High	QPSK	RB1#0	9.26	13	12.9	PASS
			RB100#0	8.70	13	12.10	PASS
		16QAM	RB1#0	9.33	13	12.11	PASS
			RB100#0	10.41	13	12.12	PASS

FDD LTE Band 66

Test BW	Channel	Modul.	RB Set (Size#Offset)	Peak to Average Ratio (dB)	Limit (dB)	Refer to Plot ^{Note 2}	Verdict
20 MHz	Low	QPSK	RB1#0	5.60	13	13.1	PASS
			RB100#0	5.54	13	13.2	PASS
		16QAM	RB1#0	6.20	13	13.3	PASS
			RB100#0	6.41	13	13.4	PASS
	Middle	QPSK	RB1#0	5.56	13	13.5	PASS
			RB100#0	5.65	13	13.6	PASS
		16QAM	RB1#0	6.58	13	13.7	PASS
			RB100#0	6.42	13	13.8	PASS
	High	QPSK	RB1#0	5.98	13	13.9	PASS
			RB100#0	5.50	13	13.10	PASS
		16QAM	RB1#0	6.55	13	13.11	PASS



TEST REPORT

Report No.: SHE23060106-02AE

Date: 2023-10-18

Page 101 of 155

			RB100#0	6.27	13	13.12	PASS
--	--	--	---------	------	----	-------	------

FDD LTE Band 71							
Test BW	Channel	Modul.	RB Set (Size#Offset)	Peak to Average Ratio (dB)	Limit (dB)	Refer to Plot ^{Note 2}	Verdict
20 MHz	Low	QPSK	RB1#0	4.90	13	14.1	PASS
			RB100#0	5.28	13	14.2	PASS
		16QAM	RB1#0	5.51	13	14.3	PASS
			RB100#0	6.08	13	14.4	PASS
	Middle	QPSK	RB1#0	5.30	13	14.5	PASS
			RB100#0	5.45	13	14.6	PASS
		16QAM	RB1#0	6.07	13	14.7	PASS
			RB100#0	6.25	13	14.8	PASS
	High	QPSK	RB1#0	5.50	13	14.9	PASS
			RB100#0	5.38	13	14.10	PASS
		16QAM	RB1#0	6.58	13	14.11	PASS
			RB100#0	6.15	13	14.12	PASS



TEST REPORT

Report No.: SHE23060106-02AE

Date: 2023-10-18

Page 102 of 155

5.1.3 Occupied Bandwidth

Note(s):

1. All modes were tested, but only the typical data were reported in this report.
2. Test plots please refer to the document "Annex No: SHE23060106-02AE Data EXHIBIT B".

Occupied Bandwidth Measurement Results for WCDMA

Test Band	Channel	Measured 99% Occupied Bandwidth (MHz)	Measured -26 dB Occupied Bandwidth (MHz)	Refer to Plot ^{Note 2}
WCDMA II	Low	4.102	4.699	1.1
	Middle	4.103	4.703	1.2
	High	4.108	4.698	1.3
WCDMA IV	Low	4.104	4.686	2.1
	Middle	4.100	4.689	2.2
	High	4.107	4.690	2.3
WCDMA V	Low	4.108	4.697	3.1
	Middle	4.107	4.685	3.2
	High	4.099	4.691	3.3

Occupied Bandwidth Measurement Results for LTE

FDD LTE Band 2						
Test BW	CH	Modul.	RB Set (Size#Offset)	99% Occupied Bandwidth (MHz)	-26 dB Bandwidth (MHz)	Refer to Plot ^{Note 2}
1.4 MHz	Low	QPSK	RB6#0	1.089	1.276	4.1
		16QAM	RB6#0	1.093	1.295	4.2
	Middle	QPSK	RB6#0	1.090	1.292	4.3
		16QAM	RB6#0	1.088	1.273	4.4
	High	QPSK	RB6#0	1.092	1.269	4.5
		16QAM	RB6#0	1.093	1.284	4.6
3 MHz	Low	QPSK	RB15#0	2.697	2.963	4.7
		16QAM	RB15#0	2.697	2.990	4.8
	Middle	QPSK	RB15#0	2.704	2.991	4.9
		16QAM	RB15#0	2.699	2.990	4.10
	High	QPSK	RB15#0	2.700	2.975	4.11
		16QAM	RB15#0	2.696	2.972	4.12
5 MHz	Low	QPSK	RB25#0	4.502	4.973	4.13
		16QAM	RB25#0	4.489	4.948	4.14
	Middle	QPSK	RB25#0	4.490	4.961	4.15
		16QAM	RB25#0	4.508	5.010	4.16



TEST REPORT

Report No.: SHE23060106-02AE

Date: 2023-10-18

Page 103 of 155

	High	QPSK	RB25#0	4.490	4.949	4.17
		16QAM	RB25#0	4.500	5.000	4.18
10 MHz	Low	QPSK	RB50#0	8.962	9.943	4.19
		16QAM	RB50#0	8.956	9.879	4.20
	Middle	QPSK	RB50#0	8.949	9.829	4.21
		16QAM	RB50#0	8.951	9.848	4.22
	High	QPSK	RB50#0	8.952	9.785	4.23
		16QAM	RB50#0	8.948	9.878	4.24
15 MHz	Low	QPSK	RB75#0	13.430	14.739	4.25
		16QAM	RB75#0	13.446	14.689	4.26
	Middle	QPSK	RB75#0	13.383	14.644	4.27
		16QAM	RB75#0	13.393	14.696	4.28
	High	QPSK	RB75#0	13.390	14.669	4.29
		16QAM	RB75#0	13.416	14.587	4.30
20 MHz	Low	QPSK	RB100#0	17.931	19.268	4.31
		16QAM	RB100#0	17.891	19.447	4.32
	Middle	QPSK	RB100#0	17.866	19.361	4.33
		16QAM	RB100#0	17.862	19.358	4.34
	High	QPSK	RB100#0	17.897	19.559	4.35
		16QAM	RB100#0	17.886	19.389	4.36

FDD LTE Band 4						
Test BW	CH	Modul.	RB Set (Size#Offset)	99% Occupied Bandwidth (MHz)	-26 dB Bandwidth (MHz)	Refer to Plot ^{Note 2}
1.4 MHz	Low	QPSK	RB6#0	1.089	1.269	5.1
		16QAM	RB6#0	1.094	1.294	5.2
	Middle	QPSK	RB6#0	1.088	1.292	5.3
		16QAM	RB6#0	1.086	1.269	5.4
	High	QPSK	RB6#0	1.090	1.270	5.5
		16QAM	RB6#0	1.091	1.285	5.6
3 MHz	Low	QPSK	RB15#0	2.700	2.978	5.7
		16QAM	RB15#0	2.702	2.992	5.8
	Middle	QPSK	RB15#0	2.704	2.967	5.9
		16QAM	RB15#0	2.697	2.986	5.10
	High	QPSK	RB15#0	2.702	2.979	5.11
		16QAM	RB15#0	2.698	2.980	5.12
5 MHz	Low	QPSK	RB25#0	4.503	5.012	5.13
		16QAM	RB25#0	4.494	4.966	5.14
	Middle	QPSK	RB25#0	4.493	4.987	5.15
		16QAM	RB25#0	4.498	5.009	5.16



TEST REPORT

Report No.: SHE23060106-02AE

Date: 2023-10-18

Page 104 of 155

	High	QPSK	RB25#0	4.493	4.976	5.17
		16QAM	RB25#0	4.506	4.994	5.18
10 MHz	Low	QPSK	RB50#0	8.973	9.879	5.19
		16QAM	RB50#0	8.963	9.881	5.20
	Middle	QPSK	RB50#0	8.936	9.852	5.21
		16QAM	RB50#0	8.951	9.796	5.22
	High	QPSK	RB50#0	8.965	9.841	5.23
		16QAM	RB50#0	8.963	9.844	5.24
15 MHz	Low	QPSK	RB75#0	13.420	14.644	5.25
		16QAM	RB75#0	13.424	14.631	5.26
	Middle	QPSK	RB75#0	13.374	14.639	5.27
		16QAM	RB75#0	13.394	14.676	5.28
	High	QPSK	RB75#0	13.404	14.620	5.29
		16QAM	RB75#0	13.428	14.612	5.30
20 MHz	Low	QPSK	RB100#0	17.860	19.289	5.31
		16QAM	RB100#0	17.883	19.316	5.32
	Middle	QPSK	RB100#0	17.850	19.325	5.33
		16QAM	RB100#0	17.866	19.460	5.34
	High	QPSK	RB100#0	17.910	19.525	5.35
		16QAM	RB100#0	17.908	19.407	5.36

FDD LTE Band 5						
Test BW	CH	Modul.	RB Set (Size#Offset)	99% Occupied Bandwidth (MHz)	-26 dB Bandwidth (MHz)	Refer to Plot ^{Note 2}
1.4 MHz	Low	QPSK	RB6#0	1.088	1.282	6.1
		16QAM	RB6#0	1.095	1.278	6.2
	Middle	QPSK	RB6#0	1.090	1.284	6.3
		16QAM	RB6#0	1.088	1.264	6.4
	High	QPSK	RB6#0	1.093	1.276	6.5
		16QAM	RB6#0	1.091	1.283	6.6
3 MHz	Low	QPSK	RB15#0	2.701	2.981	6.7
		16QAM	RB15#0	2.699	2.971	6.8
	Middle	QPSK	RB15#0	2.703	2.979	6.9
		16QAM	RB15#0	2.700	2.982	6.10
	High	QPSK	RB15#0	2.700	2.971	6.11
		16QAM	RB15#0	2.696	2.979	6.12
5 MHz	Low	QPSK	RB25#0	4.509	5.000	6.13
		16QAM	RB25#0	4.492	4.994	6.14
	Middle	QPSK	RB25#0	4.491	4.992	6.15
		16QAM	RB25#0	4.501	4.975	6.16



TEST REPORT

Report No.: SHE23060106-02AE

Date: 2023-10-18

Page 105 of 155

	High	QPSK	RB25#0	4.489	4.964	6.17
		16QAM	RB25#0	4.498	5.006	6.18
10 MHz	Low	QPSK	RB50#0	8.963	9.942	6.19
		16QAM	RB50#0	8.958	9.877	6.20
	Middle	QPSK	RB50#0	8.954	9.916	6.21
		16QAM	RB50#0	8.955	9.880	6.22
	High	QPSK	RB50#0	8.938	9.868	6.23
		16QAM	RB50#0	8.955	9.841	6.24

FDD LTE Band 7						
Test BW	CH	Modul.	RB Set (Size#Offset)	99% Occupied Bandwidth (MHz)	-26 dB Bandwidth (MHz)	Refer to Plot ^{Note 2}
5 MHz	Low	QPSK	RB25#0	4.513	5.004	7.1
		16QAM	RB25#0	4.490	4.974	7.2
	Middle	QPSK	RB25#0	4.496	5.004	7.3
		16QAM	RB25#0	4.511	5.013	7.4
	High	QPSK	RB25#0	4.487	4.985	7.5
		16QAM	RB25#0	4.510	5.020	7.6
10 MHz	Low	QPSK	RB50#0	8.985	10.010	7.7
		16QAM	RB50#0	8.986	9.891	7.8
	Middle	QPSK	RB50#0	8.946	9.900	7.9
		16QAM	RB50#0	8.974	9.917	7.10
	High	QPSK	RB50#0	8.969	9.912	7.11
		16QAM	RB50#0	8.954	9.932	7.12
15 MHz	Low	QPSK	RB75#0	13.460	14.856	7.13
		16QAM	RB75#0	13.457	14.716	7.14
	Middle	QPSK	RB75#0	13.388	14.709	7.15
		16QAM	RB75#0	13.430	14.690	7.16
	High	QPSK	RB75#0	13.428	14.837	7.17
		16QAM	RB75#0	13.440	14.775	7.18
20 MHz	Low	QPSK	RB100#0	17.923	19.433	7.19
		16QAM	RB100#0	17.954	19.568	7.20
	Middle	QPSK	RB100#0	17.912	19.424	7.21
		16QAM	RB100#0	17.890	19.556	7.22
	High	QPSK	RB100#0	17.944	19.684	7.23
		16QAM	RB100#0	17.930	19.568	7.24



TEST REPORT

Report No.: SHE23060106-02AE

Date: 2023-10-18

Page 106 of 155

FDD LTE Band 12

Test BW	CH	Modul.	RB Set (Size#Offset)	99% Occupied Bandwidth (MHz)	-26 dB Bandwidth (MHz)	Refer to Plot ^{Note 2}
1.4 MHz	Low	QPSK	RB6#0	1.089	1.285	8.1
		16QAM	RB6#0	1.092	1.296	8.2
	Middle	QPSK	RB6#0	1.090	1.300	8.3
		16QAM	RB6#0	1.088	1.278	8.4
	High	QPSK	RB6#0	1.092	1.284	8.5
		16QAM	RB6#0	1.092	1.278	8.6
3 MHz	Low	QPSK	RB15#0	2.697	2.966	8.7
		16QAM	RB15#0	2.702	2.988	8.8
	Middle	QPSK	RB15#0	2.703	2.979	8.9
		16QAM	RB15#0	2.701	2.984	8.10
	High	QPSK	RB15#0	2.698	2.982	8.11
		16QAM	RB15#0	2.695	2.978	8.12
5 MHz	Low	QPSK	RB25#0	4.505	5.008	8.13
		16QAM	RB25#0	4.492	4.943	8.14
	Middle	QPSK	RB25#0	4.492	4.998	8.15
		16QAM	RB25#0	4.500	5.003	8.16
	High	QPSK	RB25#0	4.491	4.956	8.17
		16QAM	RB25#0	4.499	5.024	8.18
10 MHz	Low	QPSK	RB50#0	8.978	9.947	8.19
		16QAM	RB50#0	8.958	9.864	8.20
	Middle	QPSK	RB50#0	8.943	9.868	8.21
		16QAM	RB50#0	8.955	9.826	8.22
	High	QPSK	RB50#0	8.947	9.861	8.23
		16QAM	RB50#0	8.942	9.818	8.24

FDD LTE Band 13

Test BW	CH	Modul.	RB Set (Size#Offset)	99% Occupied Bandwidth (MHz)	-26 dB Bandwidth (MHz)	Refer to Plot ^{Note 2}
5 MHz	Low	QPSK	RB25#0	4.495	4.988	9.1
		16QAM	RB25#0	4.489	4.931	9.2
	Middle	QPSK	RB25#0	4.493	4.987	9.3
		16QAM	RB25#0	4.499	4.998	9.4
	High	QPSK	RB25#0	4.498	4.962	9.5
		16QAM	RB25#0	4.509	5.031	9.6
10 MHz	Low	QPSK	RB50#0	--	--	--
		16QAM	RB50#0	--	--	--
	Middle	QPSK	RB50#0	8.973	9.902	9.7



TEST REPORT

Report No.: SHE23060106-02AE

Date: 2023-10-18

Page 107 of 155

		16QAM	RB50#0	8.964	9.773	9.8
	High	QPSK	RB50#0	--	--	--
		16QAM	RB50#0	--	--	--

FDD LTE Band 17

Test BW	CH	Modul.	RB Set (Size#Offset)	99% Occupied Bandwidth (MHz)	-26 dB Bandwidth (MHz)	Refer to Plot ^{Note 2}
5 MHz	Low	QPSK	RB25#0	4.490	4.981	10.1
		16QAM	RB25#0	4.503	4.990	10.2
	Middle	QPSK	RB25#0	4.501	4.961	10.3
		16QAM	RB25#0	4.489	4.950	10.4
	High	QPSK	RB25#0	4.492	4.996	10.5
		16QAM	RB25#0	4.507	4.969	10.6
10 MHz	Low	QPSK	RB50#0	8.967	9.905	10.7
		16QAM	RB50#0	8.943	9.839	10.8
	Middle	QPSK	RB50#0	8.924	9.860	10.9
		16QAM	RB50#0	8.943	9.878	10.10
	High	QPSK	RB50#0	8.956	9.860	10.11
		16QAM	RB50#0	8.944	9.848	10.12

FDD LTE Band 25

Test BW	CH	Modul.	RB Set (Size#Offset)	99% Occupied Bandwidth (MHz)	-26 dB Bandwidth (MHz)	Refer to Plot ^{Note 2}
1.4 MHz	Low	QPSK	RB6#0	1.088	1.271	11.1
		16QAM	RB6#0	1.091	1.288	11.2
	Middle	QPSK	RB6#0	1.090	1.297	11.3
		16QAM	RB6#0	1.085	1.272	11.4
	High	QPSK	RB6#0	1.094	1.278	11.5
		16QAM	RB6#0	1.094	1.284	11.6
3 MHz	Low	QPSK	RB15#0	2.697	2.963	11.7
		16QAM	RB15#0	2.695	2.990	11.8
	Middle	QPSK	RB15#0	2.703	2.961	11.9
		16QAM	RB15#0	2.696	2.986	11.10
	High	QPSK	RB15#0	2.708	2.978	11.11
		16QAM	RB15#0	2.697	2.980	11.12
5 MHz	Low	QPSK	RB25#0	4.507	5.017	11.13
		16QAM	RB25#0	4.496	4.950	11.14
	Middle	QPSK	RB25#0	4.493	4.997	11.15
		16QAM	RB25#0	4.500	5.007	11.16
	High	QPSK	RB25#0	4.492	4.967	11.17



TEST REPORT

Report No.: SHE23060106-02AE

Date: 2023-10-18

Page 108 of 155

		16QAM	RB25#0	4.503	5.005	11.18
10 MHz	Low	QPSK	RB50#0	8.974	9.927	11.19
		16QAM	RB50#0	8.954	9.879	11.20
	Middle	QPSK	RB50#0	8.942	9.825	11.21
		16QAM	RB50#0	8.950	9.794	11.22
	High	QPSK	RB50#0	8.958	9.909	11.23
		16QAM	RB50#0	8.968	9.856	11.24
15 MHz	Low	QPSK	RB75#0	13.417	14.616	11.25
		16QAM	RB75#0	13.446	14.661	11.26
	Middle	QPSK	RB75#0	13.384	14.565	11.27
		16QAM	RB75#0	13.393	14.660	11.28
	High	QPSK	RB75#0	13.370	14.649	11.29
		16QAM	RB75#0	13.403	14.710	11.30
20 MHz	Low	QPSK	RB100#0	17.897	19.333	11.31
		16QAM	RB100#0	17.887	19.336	11.32
	Middle	QPSK	RB100#0	17.857	19.365	11.33
		16QAM	RB100#0	17.871	19.406	11.34
	High	QPSK	RB100#0	17.862	19.450	11.35
		16QAM	RB100#0	17.828	19.298	11.36

TDD LTE Band 41

Test BW	CH	Modul.	RB Set (Size#Offset)	99% Occupied Bandwidth (MHz)	-26 dB Bandwidth (MHz)	Refer to Plot ^{Note 2}
5 MHz	Low	QPSK	RB25#0	4.496	5.330	12.1
		16QAM	RB25#0	4.497	5.006	12.2
	Middle	QPSK	RB25#0	4.488	5.005	12.3
		16QAM	RB25#0	4.510	5.370	12.4
	High	QPSK	RB25#0	4.500	4.940	12.5
		16QAM	RB25#0	4.492	4.980	12.6
10 MHz	Low	QPSK	RB50#0	9.011	11.517	12.7
		16QAM	RB50#0	8.986	10.628	12.8
	Middle	QPSK	RB50#0	8.971	10.635	12.9
		16QAM	RB50#0	8.937	9.818	12.10
	High	QPSK	RB50#0	8.995	10.376	12.11
		16QAM	RB50#0	8.983	10.263	12.12
15 MHz	Low	QPSK	RB75#0	13.480	16.700	12.13
		16QAM	RB75#0	13.510	17.717	12.14
	Middle	QPSK	RB75#0	13.415	15.179	12.15
		16QAM	RB75#0	13.487	14.891	12.16
	High	QPSK	RB75#0	13.394	15.653	12.17



TEST REPORT

Report No.: SHE23060106-02AE

Date: 2023-10-18

Page 109 of 155

20 MHz	Low	16QAM	RB75#0	13.459	15.072	12.18
		QPSK	RB100#0	17.961	20.130	12.19
	Middle	16QAM	RB100#0	17.909	19.750	12.20
		QPSK	RB100#0	17.887	19.703	12.21
	High	16QAM	RB100#0	17.910	20.255	12.22
		QPSK	RB100#0	17.901	19.606	12.23
		16QAM	RB100#0	17.892	20.224	12.24

FDD LTE Band 66

Test BW	CH	Modul.	RB Set (Size#Offset)	99% Occupied Bandwidth (MHz)	-26 dB Bandwidth (MHz)	Refer to Plot ^{Note 2}
1.4 MHz	Low	QPSK	RB6#0	1.087	1.284	13.1
		16QAM	RB6#0	1.092	1.296	13.2
	Middle	QPSK	RB6#0	1.090	1.295	13.3
		16QAM	RB6#0	1.088	1.271	13.4
	High	QPSK	RB6#0	1.091	1.271	13.5
		16QAM	RB6#0	1.091	1.275	13.6
3 MHz	Low	QPSK	RB15#0	2.699	2.973	13.7
		16QAM	RB15#0	2.699	2.992	13.8
	Middle	QPSK	RB15#0	2.705	2.980	13.9
		16QAM	RB15#0	2.699	2.982	13.10
	High	QPSK	RB15#0	2.703	2.972	13.11
		16QAM	RB15#0	2.697	2.980	13.12
5 MHz	Low	QPSK	RB25#0	4.505	4.972	13.13
		16QAM	RB25#0	4.492	4.935	13.14
	Middle	QPSK	RB25#0	4.496	4.961	13.15
		16QAM	RB25#0	4.497	4.960	13.16
	High	QPSK	RB25#0	4.489	4.968	13.17
		16QAM	RB25#0	4.501	5.004	13.18
10 MHz	Low	QPSK	RB50#0	8.966	9.929	13.19
		16QAM	RB50#0	8.950	9.879	13.20
	Middle	QPSK	RB50#0	8.958	9.895	13.21
		16QAM	RB50#0	8.957	9.850	13.22
	High	QPSK	RB50#0	8.957	9.889	13.23
		16QAM	RB50#0	8.951	9.867	13.24
15 MHz	Low	QPSK	RB75#0	13.410	14.671	13.25
		16QAM	RB75#0	13.423	14.693	13.26
	Middle	QPSK	RB75#0	13.392	14.644	13.27
		16QAM	RB75#0	13.416	14.718	13.28
	High	QPSK	RB75#0	13.395	14.652	13.29



TEST REPORT

Report No.: SHE23060106-02AE

Date: 2023-10-18

Page 110 of 155

20 MHz	Low	16QAM	RB75#0	13.423	14.569	13.30
		QPSK	RB100#0	17.861	19.289	13.31
	Middle	16QAM	RB100#0	17.833	19.272	13.32
		QPSK	RB100#0	17.888	19.425	13.33
	High	16QAM	RB100#0	17.900	19.470	13.34
		QPSK	RB100#0	17.895	19.462	13.35
		16QAM	RB100#0	17.868	19.356	13.36

TDD LTE Band 71

Test BW	CH	Modul.	RB Set (Size#Offset)	99% Occupied Bandwidth (MHz)	-26 dB Bandwidth (MHz)	Refer to Plot ^{Note 2}
5 MHz	Low	QPSK	RB25#0	4.506	4.972	14.1
		16QAM	RB25#0	4.493	4.951	14.2
	Middle	QPSK	RB25#0	4.494	4.999	14.3
		16QAM	RB25#0	4.501	5.014	14.4
	High	QPSK	RB25#0	4.492	4.948	14.5
		16QAM	RB25#0	4.502	5.012	14.6
10 MHz	Low	QPSK	RB50#0	8.972	9.905	14.7
		16QAM	RB50#0	8.965	9.805	14.8
	Middle	QPSK	RB50#0	8.966	9.876	14.9
		16QAM	RB50#0	8.975	9.899	14.10
	High	QPSK	RB50#0	8.966	9.896	14.11
		16QAM	RB50#0	8.962	9.884	14.12
15 MHz	Low	QPSK	RB75#0	13.409	14.679	14.13
		16QAM	RB75#0	13.409	14.604	14.14
	Middle	QPSK	RB75#0	13.405	14.641	14.15
		16QAM	RB75#0	13.430	14.677	14.16
	High	QPSK	RB75#0	13.402	14.719	14.17
		16QAM	RB75#0	13.421	14.600	14.18
20 MHz	Low	QPSK	RB100#0	17.844	19.215	14.19
		16QAM	RB100#0	17.893	19.346	14.20
	Middle	QPSK	RB100#0	17.857	19.406	14.21
		16QAM	RB100#0	17.875	19.465	14.22
	High	QPSK	RB100#0	17.862	19.453	14.23
		16QAM	RB100#0	17.865	19.434	14.24



TEST REPORT

Report No.: SHE23060106-02AE

Date: 2023-10-18

Page 111 of 155

5.1.4 Frequency Stability

Frequency Stability Measurement Results for WCDMA

WCDMA Band II								
Test Conditions		Frequency Deviation						Verdict
Power (V)	Temperature (°C)	Low channel 1852.4 MHz		Middle channel 1880 MHz		High channel 1907.6 MHz		
		Value (Hz)	Limits (Hz)	Value (Hz)	Limits (Hz)	Value (Hz)	Limits (Hz)	
3.9 V	-35	-1.13	±4631	-2.65	±4700	-3.58	±4769	PASS
	-30	-0.77		-3.33		-2.89		
	-20	-1.14		-2.86		-3.25		
	-10	-1.79		-2.78		-2.39		
	0	-1.18		-2.45		-3.04		
	10	-1.22		-2.93		-2.80		
	20	-1.33		-4.17		-2.88		
	25	-1.80		-2.80		-2.30		
	30	-1.27		-3.50		-3.23		
	40	-0.92		-2.28		-2.70		
50	-2.40	-3.11	-2.60					
3.4 V	20	-1.70		-3.66		-2.62		
4.4 V	20	-1.80		-3.52		-2.56		

WCDMA Band IV								
Test Conditions		Frequency Deviation						Verdict
Power (V)	Temperature (°C)	Low channel 1712.4 MHz		Middle channel 1732.4 MHz		High channel 1752.6 MHz		
		Value (Hz)	Limits (Hz)	Value (Hz)	Limits (Hz)	Value (Hz)	Limits (Hz)	
3.9 V	-35	0.56	±4281	-3.37	±4331	-2.00	±4381.5	PASS
	-30	0.14		-4.26		-2.41		
	-20	0.38		-4.03		-1.61		
	-10	0.86		-3.76		-1.80		
	0	0.72		-4.48		-2.47		
	10	0.48		-3.91		-2.24		
	20	-0.26		-3.82		-1.90		
	25	1.03		-5.22		-1.66		
	30	0.63		-3.49		-1.52		
	40	0.69		-2.33		-1.44		



TEST REPORT

Report No.: SHE23060106-02AE

Date: 2023-10-18

Page 112 of 155

	50	0.05		-4.58		-1.75	
3.4 V	20	-0.11		-3.35		-1.78	
4.4 V	20	0.18		-3.06		-2.11	

WCDMA Band V								
Test Conditions		Frequency Deviation						Verdict
Power (V)	Temperature (°C)	Low channel 826.4 MHz		Middle channel 836.4 MHz		High channel 846.6 MHz		
		Value (Hz)	Limits (Hz)	Value (Hz)	Limits (Hz)	Value (Hz)	Limits (Hz)	
3.9 V	-35	-1.39	±2066	-0.57	±2091	-0.75	±2116.5	PASS
	-30	-0.49		-0.62		-0.99		
	-20	-0.70		-0.34		-0.95		
	-10	0.26		-1.06		-0.79		
	0	-0.73		-1.18		-0.90		
	10	0.01		-1.39		-0.89		
	20	-0.34		-0.31		-1.12		
	25	-0.52		-1.17		-1.30		
	30	0.16		-0.64		-1.02		
	40	-0.96		-1.30		-0.99		
50	-0.06	-1.02	-0.77					
3.4 V	20	-0.10		-0.78		-1.11		
4.4 V	20	-0.93		-0.75		-0.92		

Frequency Stability Measurement Results for LTE

FDD LTE Band 2						
Test Conditions		Frequency Deviation				Verdict
Power (V)	Temperature (°C)	QPSK 10MHz		16QAM 10MHz		
		Middle channel 1880 MHz		Middle channel 1880 MHz		
		Value (Hz)	Limits (Hz)	Value (Hz)	Limits (Hz)	
3.9 V	-35	-1.19	±4700	-1.09	±4700	PASS
	-30	-1.16		-1.56		
	-20	-3.36		-2.30		
	-10	-2.35		-1.95		
	0	-3.75		-2.66		
	10	-2.70		-2.17		
	20	-2.39		-1.43		



TEST REPORT

Report No.: SHE23060106-02AE

Date: 2023-10-18

Page 113 of 155

	25	-0.97		-1.22		
	30	-3.06		-2.42		
	40	-1.23		-1.12		
	50	-0.56		-1.54		
3.4 V	20	-3.71		-1.79		
4.4 V	20	-2.89		-3.43		

FDD LTE Band 4						
Test Conditions		Frequency Deviation				Verdict
Power (V)	Temperature (°C)	QPSK 10MHz		16QAM 10MHz		
		Middle channel 1732.5 MHz		Middle channel 1732.5 MHz		
		Value (Hz)	Limits (Hz)	Value (Hz)	Limits (Hz)	
3.9 V	-35	1.82	±4331.25	0.70	±4331.25	PASS
	-30	1.12		1.40		
	-20	0.41		0.49		
	-10	1.52		1.63		
	0	0.43		0.89		
	10	0.94		0.69		
	20	1.56		1.83		
	25	1.13		0.90		
	30	0.63		1.39		
	40	0.84		1.06		
50	1.30	0.97				
3.4 V	20	0.59		-0.23		
4.4 V	20	0.31		-0.24		

FDD LTE Band 5						
Test Conditions		Frequency Deviation				Verdict
Power (V)	Temperature (°C)	QPSK 10MHz		16QAM 10MHz		
		Middle channel 836.5 MHz		Middle channel 836.5 MHz		
		Value (Hz)	Limits (Hz)	Value (Hz)	Limits (Hz)	
3.9 V	-35	-0.29	±2091.25	-0.62	±2091.25	PASS
	-30	-0.84		0.04		
	-20	-0.83		0.20		
	-10	-1.07		-0.70		



TEST REPORT

Report No.: SHE23060106-02AE

Date: 2023-10-18

Page 114 of 155

	0	-1.09		-1.67		
	10	-1.34		-0.77		
	20	-0.73		-1.39		
	25	-0.97		-1.09		
	30	-0.83		-0.74		
	40	-0.01		-0.64		
	50	-0.37		-0.70		
3.4 V	20	-0.72		-0.04		
4.4 V	20	-0.49		-0.90		

FDD LTE Band 7						
Test Conditions		Frequency Deviation				Verdict
Power (V)	Temperature (°C)	QPSK 10MHz		16QAM 10MHz		
		Middle channel 2535 MHz		Middle channel 2535 MHz		
		Value (Hz)	Limits (Hz)	Value (Hz)	Limits (Hz)	
3.9 V	-35	-2.60	±6337.5	-2.83	±6337.5	PASS
	-30	-2.16		-3.48		
	-20	-1.37		-1.34		
	-10	-3.53		-2.88		
	0	-3.33		-1.87		
	10	-2.27		-1.87		
	20	-3.22		-1.63		
	25	-0.99		-3.89		
	30	-2.86		-2.13		
	40	-2.80		-3.20		
3.4 V	20	-1.83		-3.15		
4.4 V	20	-3.02		-4.98		



TEST REPORT

Report No.: SHE23060106-02AE

Date: 2023-10-18

Page 115 of 155

FDD LTE Band 12

Test Conditions		Frequency Deviation				Verdict
Power (V)	Temperature (°C)	QPSK 10MHz		16QAM 10MHz		
		Middle channel 707.5 MHz		Middle channel 707.5 MHz		
		Value (Hz)	Limits (Hz)	Value (Hz)	Limits (Hz)	
3.9 V	-35	-0.41	±1768.75	-0.14	±1768.75	PASS
	-30	-0.96		0.09		
	-20	-0.30		-0.10		
	-10	0.47		0.07		
	0	-0.11		0.96		
	10	-0.37		-0.29		
	20	-0.47		-0.11		
	25	0.62		0.50		
	30	-0.67		-0.63		
	40	-1.02		-0.16		
3.4 V	20	2.16		2.03		
4.4 V	20	0.89		0.63		

FDD LTE Band 13

Test Conditions		Frequency Deviation				Verdict
Power (V)	Temperature (°C)	QPSK 10MHz		16QAM 10MHz		
		Middle channel 782 MHz		Middle channel 782 MHz		
		Value (Hz)	Limits (Hz)	Value (Hz)	Limits (Hz)	
3.9 V	-35	0.19	±1955	0.57	±1955	PASS
	-30	0.54		0.17		
	-20	0.39		0.01		
	-10	-0.80		-0.26		
	0	-1.07		0.20		
	10	-0.77		-1.09		
	20	-0.43		-0.39		
	25	1.66		0.50		
	30	-0.21		-0.24		
	40	0.04		0.84		



TEST REPORT

Report No.: SHE23060106-02AE

Date: 2023-10-18

Page 116 of 155

	50	0.82		1.03	
3.4 V	20	2.02		2.17	
4.4 V	20	1.42		1.67	

FDD LTE Band 17						
Test Conditions		Frequency Deviation				Verdict
Power (V)	Temperature (°C)	QPSK 10MHz		16QAM 10MHz		
		Middle channel 710 MHz		Middle channel 710 MHz		
		Value (Hz)	Limits (Hz)	Value (Hz)	Limits (Hz)	
3.9 V	-35	0.31	±1775	0.03	±1775	PASS
	-30	-0.33		0.29		
	-20	1.90		0.13		
	-10	1.24		1.29		
	0	0.82		0.84		
	10	0.34		1.09		
	20	0.44		0.64		
	25	1.27		1.02		
	30	0.27		-0.16		
	40	0.30		-0.34		
50	0.23	-0.24				
3.4 V	20	1.09		1.24		
4.4 V	20	1.43		0.33		

FDD LTE Band 25						
Test Conditions		Frequency Deviation				Verdict
Power (V)	Temperature (°C)	QPSK 10MHz		16QAM 10MHz		
		Middle channel 1882.5 MHz		Middle channel 1882.5 MHz		
		Value (Hz)	Limits (Hz)	Value (Hz)	Limits (Hz)	
3.9 V	-35	-0.04	±4706.25	1.43	±4706.25	PASS
	-30	1.54		1.17		
	-20	1.77		1.06		
	-10	2.40		1.56		
	0	1.82		2.09		
	10	1.46		1.16		
	20	1.76		0.84		



TEST REPORT

Report No.: SHE23060106-02AE

Date: 2023-10-18

Page 117 of 155

	25	1.57		1.04	
	30	1.20		1.90	
	40	2.66		1.53	
	50	0.56		0.63	
3.4 V	20	0.80		0.90	
4.4 V	20	0.93		2.27	

TDD LTE Band 41						
Test Conditions		Frequency Deviation				Verdict
Power (V)	Temperature (°C)	QPSK 10MHz		16QAM 10MHz		
		Middle channel 2593 MHz		Middle channel 2593 MHz		
		Value (Hz)	Limits (Hz)	Value (Hz)	Limits (Hz)	
3.9 V	-35	5.34	±6482.5	5.15	±6482.5	PASS
	-30	4.62		6.24		
	-20	4.22		3.23		
	-10	3.96		3.56		
	0	2.35		3.00		
	10	4.21		4.31		
	20	4.98		5.04		
	25	3.66		3.49		
	30	3.78		5.89		
	40	4.43		4.79		
3.4 V	20	3.19		5.06		
4.4 V	20	4.21		4.72		

FDD LTE Band 66						
Test Conditions		Frequency Deviation				Verdict
Power (V)	Temperature (°C)	QPSK 10MHz		16QAM 10MHz		
		Middle channel 1745 MHz		Middle channel 1745 MHz		
		Value (Hz)	Limits (Hz)	Value (Hz)	Limits (Hz)	
3.9 V	-35	-0.29	±4362.5	-1.62	±4362.5	PASS
	-30	-2.00		-0.89		
	-20	-2.49		-1.83		
	-10	-0.82		-2.00		



TEST REPORT

Report No.: SHE23060106-02AE

Date: 2023-10-18

Page 118 of 155

	0	-1.54		-0.70	
	10	-1.32		-0.79	
	20	-2.12		-0.57	
	25	-2.75		-0.36	
	30	-0.29		-0.80	
	40	-0.93		-2.16	
	50	-2.27		-1.95	
3.4 V	20	-1.33		-0.69	
4.4 V	20	-0.73		-1.80	

FDD LTE Band 71						
Test Conditions		Frequency Deviation				Verdict
Power (V)	Temperature (°C)	QPSK 10MHz		16QAM 10MHz		
		Middle channel 680.5 MHz		Middle channel 680.5 MHz		
		Value (Hz)	Limits (Hz)	Value (Hz)	Limits (Hz)	
3.9 V	-35	-1.12	±1701.25	-0.41	±1701.25	PASS
	-30	-0.23		-0.34		
	-20	-0.49		0.11		
	-10	-0.64		-0.04		
	0	0.20		0.14		
	10	-0.09		0.01		
	20	-0.14		-0.97		
	25	-0.40		-0.87		
	30	-0.44		-1.14		
	40	-0.76		-1.57		
3.4 V	20	-0.59		-2.02		
4.4 V	20	-1.23		-0.79		



TEST REPORT

Report No.: SHE23060106-02AE

Date: 2023-10-18

Page 119 of 155

5.1.5 Spurious Emission at Antenna Terminals

Note(s):

1. The frequencies of verdict which are marked by "N/A" should be ignored because they are MS carrier frequency.
2. Test plots please refer to the document "Annex No: SHE23060106-02AE Data EXHIBIT C".

Spurious Emission Measurement Results for GSM//CDMA/WCDMA

Test Band	Channel	Refer to Plot ^{Note 2}	Verdict
WCDMA Band II	Low	1.1	PASS
	Middle	1.2	PASS
	High	1.3	PASS
WCDMA Band IV	Low	2.1	PASS
	Middle	2.2	PASS
	High	2.3	PASS
WCDMA Band V	Low	3.1	PASS
	Middle	3.2	PASS
	High	3.3	PASS

Spurious Emission Measurement Results for LTE

FDD LTE Band 2					
Test BW	CH	Modul.	RB Set (Size#Offset)	Refer to Plot ^{Note 2}	Verdict
1.4 MHz	Low	QPSK	RB1#0	4.1	PASS
		16QAM	RB1#0	4.2	PASS
	Middle	QPSK	RB1#0	4.3	PASS
		16QAM	RB1#0	4.4	PASS
	High	QPSK	RB1#0	4.5	PASS
		16QAM	RB1#0	4.6	PASS
3 MHz	Low	QPSK	RB1#0	4.7	PASS
		16QAM	RB1#0	4.8	PASS
	Middle	QPSK	RB1#0	4.9	PASS
		16QAM	RB1#0	4.10	PASS
	High	QPSK	RB1#0	4.11	PASS
		16QAM	RB1#0	4.12	PASS
5 MHz	Low	QPSK	RB1#0	4.13	PASS
		16QAM	RB1#0	4.14	PASS
	Middle	QPSK	RB1#0	4.15	PASS
		16QAM	RB1#0	4.16	PASS
	High	QPSK	RB1#0	4.17	PASS
		16QAM	RB1#0	4.18	PASS



TEST REPORT

Report No.: SHE23060106-02AE

Date: 2023-10-18

Page 120 of 155

10 MHz	Low	QPSK	RB1#0	4.19	PASS
		16QAM	RB1#0	4.20	PASS
	Middle	QPSK	RB1#0	4.21	PASS
		16QAM	RB1#0	4.22	PASS
	High	QPSK	RB1#0	4.23	PASS
		16QAM	RB1#0	4.24	PASS
15 MHz	Low	QPSK	RB1#0	4.25	PASS
		16QAM	RB1#0	4.26	PASS
	Middle	QPSK	RB1#0	4.27	PASS
		16QAM	RB1#0	4.28	PASS
	High	QPSK	RB1#0	4.29	PASS
		16QAM	RB1#0	4.30	PASS
20 MHz	Low	QPSK	RB1#0	4.31	PASS
		16QAM	RB1#0	4.32	PASS
	Middle	QPSK	RB1#0	4.33	PASS
		16QAM	RB1#0	4.34	PASS
	High	QPSK	RB1#0	4.35	PASS
		16QAM	RB1#0	4.36	PASS

FDD LTE Band 4					
Test BW	CH	Modul.	RB Set (Size#Offset)	Refer to Plot ^{Note 2}	Verdict
1.4 MHz	Low	QPSK	RB1#0	5.1	PASS
		16QAM	RB1#0	5.2	PASS
	Middle	QPSK	RB1#0	5.3	PASS
		16QAM	RB1#0	5.4	PASS
	High	QPSK	RB1#0	5.5	PASS
		16QAM	RB1#0	5.6	PASS
3 MHz	Low	QPSK	RB1#0	5.7	PASS
		16QAM	RB1#0	5.8	PASS
	Middle	QPSK	RB1#0	5.9	PASS
		16QAM	RB1#0	5.5	PASS
	High	QPSK	RB1#0	5.11	PASS
		16QAM	RB1#0	5.12	PASS
5 MHz	Low	QPSK	RB1#0	5.13	PASS
		16QAM	RB1#0	5.14	PASS
	Middle	QPSK	RB1#0	5.15	PASS
		16QAM	RB1#0	5.16	PASS
	High	QPSK	RB1#0	5.17	PASS
		16QAM	RB1#0	5.18	PASS



TEST REPORT

Report No.: SHE23060106-02AE

Date: 2023-10-18

Page 121 of 155

10 MHz	Low	QPSK	RB1#0	5.19	PASS
		16QAM	RB1#0	5.20	PASS
	Middle	QPSK	RB1#0	5.21	PASS
		16QAM	RB1#0	5.22	PASS
	High	QPSK	RB1#0	5.23	PASS
		16QAM	RB1#0	5.24	PASS
15 MHz	Low	QPSK	RB1#0	5.25	PASS
		16QAM	RB1#0	5.26	PASS
	Middle	QPSK	RB1#0	5.27	PASS
		16QAM	RB1#0	5.28	PASS
	High	QPSK	RB1#0	5.29	PASS
		16QAM	RB1#0	5.30	PASS
20 MHz	Low	QPSK	RB1#0	5.31	PASS
		16QAM	RB1#0	5.32	PASS
	Middle	QPSK	RB1#0	5.33	PASS
		16QAM	RB1#0	5.34	PASS
	High	QPSK	RB1#0	5.35	PASS
		16QAM	RB1#0	5.36	PASS

FDD LTE Band 5					
Test BW	CH	Modul.	RB Set (Size#Offset)	Refer to Plot ^{Note 2}	Verdict
1.4 MHz	Low	QPSK	RB1#0	6.1	PASS
		16QAM	RB1#0	6.2	PASS
	Middle	QPSK	RB1#0	6.3	PASS
		16QAM	RB1#0	6.4	PASS
	High	QPSK	RB1#0	6.5	PASS
		16QAM	RB1#0	6.6	PASS
3 MHz	Low	QPSK	RB1#0	6.7	PASS
		16QAM	RB1#0	6.8	PASS
	Middle	QPSK	RB1#0	6.9	PASS
		16QAM	RB1#0	6.10	PASS
	High	QPSK	RB1#0	6.11	PASS
		16QAM	RB1#0	6.12	PASS
5 MHz	Low	QPSK	RB1#0	6.13	PASS
		16QAM	RB1#0	6.14	PASS
	Middle	QPSK	RB1#0	6.15	PASS
		16QAM	RB1#0	6.16	PASS
	High	QPSK	RB1#0	6.17	PASS
		16QAM	RB1#0	6.18	PASS



TEST REPORT

Report No.: SHE23060106-02AE

Date: 2023-10-18

Page 122 of 155

10 MHz	Low	QPSK	RB1#0	6.19	PASS
		16QAM	RB1#0	6.20	PASS
	Middle	QPSK	RB1#0	6.21	PASS
		16QAM	RB1#0	6.22	PASS
	High	QPSK	RB1#0	6.23	PASS
		16QAM	RB1#0	6.24	PASS

FDD LTE Band 7					
Test BW	CH	Modul.	RB Set (Size#Offset)	Refer to Plot ^{Note 2}	Verdict
5 MHz	Low	QPSK	RB1#0	7.1	PASS
		16QAM	RB1#0	7.2	PASS
	Middle	QPSK	RB1#0	7.3	PASS
		16QAM	RB1#0	7.4	PASS
	High	QPSK	RB1#0	7.5	PASS
		16QAM	RB1#0	7.6	PASS
10 MHz	Low	QPSK	RB1#0	7.7	PASS
		16QAM	RB1#0	7.8	PASS
	Middle	QPSK	RB1#0	7.9	PASS
		16QAM	RB1#0	7.10	PASS
	High	QPSK	RB1#0	7.11	PASS
		16QAM	RB1#0	7.12	PASS
15 MHz	Low	QPSK	RB1#0	7.13	PASS
		16QAM	RB1#0	7.14	PASS
	Middle	QPSK	RB1#0	7.15	PASS
		16QAM	RB1#0	7.16	PASS
	High	QPSK	RB1#0	7.17	PASS
		16QAM	RB1#0	7.18	PASS
20 MHz	Low	QPSK	RB1#0	7.19	PASS
		16QAM	RB1#0	7.20	PASS
	Middle	QPSK	RB1#0	7.21	PASS
		16QAM	RB1#0	7.22	PASS
	High	QPSK	RB1#0	7.23	PASS
		16QAM	RB1#0	7.24	PASS

FDD LTE Band 12					
Test BW	CH	Modul.	RB Set (Size#Offset)	Refer to Plot ^{Note 2}	Verdict
1.4 MHz	Low	QPSK	RB1#0	8.1	PASS



TEST REPORT

Report No.: SHE23060106-02AE

Date: 2023-10-18

Page 123 of 155

	Middle	16QAM	RB1#0	8.2	PASS
		QPSK	RB1#0	8.3	PASS
		16QAM	RB1#0	8.4	PASS
	High	QPSK	RB1#0	8.5	PASS
		16QAM	RB1#0	8.6	PASS
	3 MHz	Low	QPSK	RB1#0	8.7
16QAM			RB1#0	8.8	PASS
Middle		QPSK	RB1#0	8.9	PASS
		16QAM	RB1#0	8.10	PASS
High		QPSK	RB1#0	8.11	PASS
		16QAM	RB1#0	8.12	PASS
5 MHz	Low	QPSK	RB1#0	8.13	PASS
		16QAM	RB1#0	8.14	PASS
	Middle	QPSK	RB1#0	8.15	PASS
		16QAM	RB1#0	8.16	PASS
	High	QPSK	RB1#0	8.17	PASS
		16QAM	RB1#0	8.18	PASS
10 MHz	Low	QPSK	RB1#0	8.19	PASS
		16QAM	RB1#0	8.20	PASS
	Middle	QPSK	RB1#0	8.21	PASS
		16QAM	RB1#0	8.22	PASS
	High	QPSK	RB1#0	8.23	PASS
		16QAM	RB1#0	8.24	PASS

FDD LTE Band 13					
Test BW	CH	Modul.	RB Set (Size#Offset)	Refer to Plot ^{Note 2}	Verdict
5 MHz	Low	QPSK	RB1#0	9.1	PASS
		16QAM	RB1#0	9.2	PASS
	Middle	QPSK	RB1#0	9.3	PASS
		16QAM	RB1#0	9.4	PASS
	High	QPSK	RB1#0	9.5	PASS
		16QAM	RB1#0	9.5	PASS
10 MHz	Low	QPSK	--	--	--
		16QAM	--	--	--
	Middle	QPSK	RB1#0	9.7	PASS
		16QAM	RB1#0	9.8	PASS
	High	QPSK	--	--	--
		16QAM	--	--	--



TEST REPORT

Report No.: SHE23060106-02AE

Date: 2023-10-18

Page 124 of 155

FDD LTE Band 17

Test BW	CH	Modul.	RB Set (Size#Offset)	Refer to Plot ^{Note 2}	Verdict
5 MHz	Low	QPSK	RB1#0	10.1	PASS
		16QAM	RB1#0	10.2	PASS
	Middle	QPSK	RB1#0	10.3	PASS
		16QAM	RB1#0	10.4	PASS
	High	QPSK	RB1#0	10.5	PASS
		16QAM	RB1#0	10.6	PASS
10 MHz	Low	QPSK	RB1#0	10.7	PASS
		16QAM	RB1#0	10.8	PASS
	Middle	QPSK	RB1#0	10.9	PASS
		16QAM	RB1#0	10.10	PASS
	High	QPSK	RB1#0	10.11	PASS
		16QAM	RB1#0	10.12	PASS

FDD LTE Band 25

Test BW	CH	Modul.	RB Set (Size#Offset)	Refer to Plot ^{Note 2}	Verdict
1.4 MHz	Low	QPSK	RB1#0	11.1	PASS
		16QAM	RB1#0	11.2	PASS
	Middle	QPSK	RB1#0	11.3	PASS
		16QAM	RB1#0	11.4	PASS
	High	QPSK	RB1#0	11.5	PASS
		16QAM	RB1#0	11.6	PASS
3 MHz	Low	QPSK	RB1#0	11.7	PASS
		16QAM	RB1#0	11.8	PASS
	Middle	QPSK	RB1#0	11.9	PASS
		16QAM	RB1#0	11.10	PASS
	High	QPSK	RB1#0	11.11	PASS
		16QAM	RB1#0	11.12	PASS
5 MHz	Low	QPSK	RB1#0	11.13	PASS
		16QAM	RB1#0	11.14	PASS
	Middle	QPSK	RB1#0	11.15	PASS
		16QAM	RB1#0	11.16	PASS
	High	QPSK	RB1#0	11.17	PASS
		16QAM	RB1#0	11.18	PASS
10 MHz	Low	QPSK	RB1#0	11.19	PASS
		16QAM	RB1#0	11.20	PASS
	Middle	QPSK	RB1#0	11.21	PASS



TEST REPORT

Report No.: SHE23060106-02AE

Date: 2023-10-18

Page 125 of 155

	High	16QAM	RB1#0	11.22	PASS
		QPSK	RB1#0	11.23	PASS
15 MHz	Low	16QAM	RB1#0	11.24	PASS
		QPSK	RB1#0	11.25	PASS
	Middle	16QAM	RB1#0	11.26	PASS
		QPSK	RB1#0	11.27	PASS
	High	16QAM	RB1#0	11.28	PASS
		QPSK	RB1#0	11.29	PASS
20 MHz	Low	16QAM	RB1#0	11.30	PASS
		QPSK	RB1#0	11.31	PASS
	Middle	16QAM	RB1#0	11.32	PASS
		QPSK	RB1#0	11.33	PASS
	High	16QAM	RB1#0	11.34	PASS
		QPSK	RB1#0	11.35	PASS
		16QAM	RB1#0	11.36	PASS

TDD LTE Band 41

Test BW	CH	Modul.	RB Set (Size#Offset)	Refer to Plot ^{Note 2}	Verdict
5 MHz	Low	QPSK	RB1#0	12.1	PASS
		16QAM	RB1#0	12.2	PASS
	Middle	QPSK	RB1#0	12.3	PASS
		16QAM	RB1#0	12.4	PASS
	High	QPSK	RB1#0	12.5	PASS
		16QAM	RB1#0	12.6	PASS
10 MHz	Low	QPSK	RB1#0	12.7	PASS
		16QAM	RB1#0	12.8	PASS
	Middle	QPSK	RB1#0	12.9	PASS
		16QAM	RB1#0	12.10	PASS
	High	QPSK	RB1#0	12.11	PASS
		16QAM	RB1#0	12.12	PASS
15 MHz	Low	QPSK	RB1#0	12.13	PASS
		16QAM	RB1#0	12.14	PASS
	Middle	QPSK	RB1#0	12.15	PASS
		16QAM	RB1#0	12.16	PASS
	High	QPSK	RB1#0	12.17	PASS
		16QAM	RB1#0	12.18	PASS
20 MHz	Low	QPSK	RB1#0	12.19	PASS
		16QAM	RB1#0	12.20	PASS
	Middle	QPSK	RB1#0	12.21	PASS



TEST REPORT

Report No.: SHE23060106-02AE

Date: 2023-10-18

Page 126 of 155

		16QAM	RB1#0	12.22	PASS
	High	QPSK	RB1#0	12.23	PASS
		16QAM	RB1#0	12.24	PASS

FDD LTE Band 66

Test BW	CH	Modul.	RB Set (Size#Offset)	Refer to Plot ^{Note 2}	Verdict
1.4 MHz	Low	QPSK	RB1#0	13.1	PASS
		16QAM	RB1#0	13.2	PASS
	Middle	QPSK	RB1#0	13.3	PASS
		16QAM	RB1#0	13.4	PASS
	High	QPSK	RB1#0	13.5	PASS
		16QAM	RB1#0	13.6	PASS
3 MHz	Low	QPSK	RB1#0	13.7	PASS
		16QAM	RB1#0	13.8	PASS
	Middle	QPSK	RB1#0	13.9	PASS
		16QAM	RB1#0	13.10	PASS
	High	QPSK	RB1#0	13.11	PASS
		16QAM	RB1#0	13.12	PASS
5 MHz	Low	QPSK	RB1#0	13.13	PASS
		16QAM	RB1#0	13.14	PASS
	Middle	QPSK	RB1#0	13.15	PASS
		16QAM	RB1#0	13.16	PASS
	High	QPSK	RB1#0	13.17	PASS
		16QAM	RB1#0	13.18	PASS
10 MHz	Low	QPSK	RB1#0	13.19	PASS
		16QAM	RB1#0	13.20	PASS
	Middle	QPSK	RB1#0	13.21	PASS
		16QAM	RB1#0	13.22	PASS
	High	QPSK	RB1#0	13.23	PASS
		16QAM	RB1#0	13.24	PASS
15 MHz	Low	QPSK	RB1#0	13.25	PASS
		16QAM	RB1#0	13.26	PASS
	Middle	QPSK	RB1#0	13.27	PASS
		16QAM	RB1#0	13.28	PASS
	High	QPSK	RB1#0	13.29	PASS
		16QAM	RB1#0	13.30	PASS
20 MHz	Low	QPSK	RB1#0	13.31	PASS
		16QAM	RB1#0	13.32	PASS
	Middle	QPSK	RB1#0	13.33	PASS



TEST REPORT

Report No.: SHE23060106-02AE

Date: 2023-10-18

Page 127 of 155

		16QAM	RB1#0	13.34	PASS
	High	QPSK	RB1#0	13.35	PASS
		16QAM	RB1#0	13.36	PASS

FDD LTE Band 71

Test BW	CH	Modul.	RB Set (Size#Offset)	Refer to Plot ^{Note 2}	Verdict
5 MHz	Low	QPSK	RB1#0	14.1	PASS
		16QAM	RB1#0	14.2	PASS
	Middle	QPSK	RB1#0	14.3	PASS
		16QAM	RB1#0	14.4	PASS
	High	QPSK	RB1#0	14.5	PASS
		16QAM	RB1#0	14.6	PASS
10 MHz	Low	QPSK	RB1#0	14.7	PASS
		16QAM	RB1#0	14.8	PASS
	Middle	QPSK	RB1#0	14.9	PASS
		16QAM	RB1#0	14.10	PASS
	High	QPSK	RB1#0	14.11	PASS
		16QAM	RB1#0	14.12	PASS
15 MHz	Low	QPSK	RB1#0	14.13	PASS
		16QAM	RB1#0	14.14	PASS
	Middle	QPSK	RB1#0	14.15	PASS
		16QAM	RB1#0	14.16	PASS
	High	QPSK	RB1#0	14.17	PASS
		16QAM	RB1#0	14.18	PASS
20 MHz	Low	QPSK	RB1#0	14.19	PASS
		16QAM	RB1#0	14.20	PASS
	Middle	QPSK	RB1#0	14.21	PASS
		16QAM	RB1#0	14.22	PASS
	High	QPSK	RB1#0	14.23	PASS
		16QAM	RB1#0	14.24	PASS



TEST REPORT

Report No.: SHE23060106-02AE

Date: 2023-10-18

Page 128 of 155

5.1.6 Band Edge

Note(s):

1. Test plots please refer to the document "Annex No: SHE23060106-02AE Data EXHIBIT D".

Band Edge Measurement Results for GSM/CDMA/WCDMA

Test Band	Channel	Refer to Plot ^{Note 1}	Verdict
WCDMA Band II	Low	1.1	PASS
	High	1.2	PASS
WCDMA Band IV	Low	2.1	PASS
	High	2.2	PASS
WCDMA Band V	Low	3.1	PASS
	High	3.2	PASS

Band Edge Measurement Results for LTE

FDD LTE Band 2					
Test BW	CH	Modul.	RB Set (Size#Offset)	Refer to Plot ^{Note 1}	Verdict
1.4 MHz	Low	QPSK	RB1#0	4.1	PASS
			RB6#0	4.2	PASS
		16QAM	RB1#0	4.3	PASS
			RB6#0	4.4	PASS
	High	QPSK	RB1#0	4.5	PASS
			RB6#0	4.6	PASS
		16QAM	RB1#0	4.7	PASS
			RB6#0	4.8	PASS
3 MHz	Low	QPSK	RB1#0	4.9	PASS
			RB15#0	4.10	PASS
		16QAM	RB1#0	4.11	PASS
			RB15#0	4.12	PASS
	High	QPSK	RB1#0	4.13	PASS
			RB15#0	4.14	PASS
		16QAM	RB1#0	4.15	PASS
			RB15#0	4.16	PASS
5 MHz	Low	QPSK	RB1#0	4.17	PASS
			RB25#0	4.18	PASS
		16QAM	RB1#0	4.19	PASS
			RB25#0	4.20	PASS
	High	QPSK	RB1#0	4.21	PASS
			RB25#0	4.22	PASS
		16QAM	RB1#0	4.23	PASS



TEST REPORT

Report No.: SHE23060106-02AE

Date: 2023-10-18

Page 129 of 155

10 MHz	Low	QPSK	RB25#0	4.24	PASS
			RB1#0	4.25	PASS
		16QAM	RB50#0	4.26	PASS
			RB1#0	4.27	PASS
	High	QPSK	RB50#0	4.28	PASS
			RB1#0	4.29	PASS
		16QAM	RB50#0	4.30	PASS
			RB1#0	4.31	PASS
15 MHz	Low	QPSK	RB1#0	4.32	PASS
			RB50#0	4.33	PASS
		16QAM	RB1#0	4.34	PASS
			RB75#0	4.35	PASS
	High	QPSK	RB75#0	4.36	PASS
			RB1#0	4.37	PASS
		16QAM	RB75#0	4.38	PASS
			RB1#0	4.39	PASS
20 MHz	Low	QPSK	RB1#0	4.40	PASS
			RB100#0	4.41	PASS
		16QAM	RB1#0	4.42	PASS
			RB100#0	4.43	PASS
	High	QPSK	RB1#0	4.44	PASS
			RB100#0	4.45	PASS
		16QAM	RB1#0	4.46	PASS
			RB100#0	4.47	PASS
High	16QAM	RB1#0	4.48	PASS	
		RB100#0	4.48	PASS	

FDD LTE Band 4					
Test BW	CH	Modul.	RB Set (Size#Offset)	Refer to Plot ^{Note 1}	Verdict
1.4 MHz	Low	QPSK	RB1#0	5.1	PASS
			RB6#0	5.2	PASS
		16QAM	RB1#0	5.3	PASS
			RB6#0	5.4	PASS
	High	QPSK	RB1#0	5.5	PASS
			RB6#0	5.6	PASS
		16QAM	RB1#0	5.7	PASS
			RB6#0	5.8	PASS
3 MHz	Low	QPSK	RB1#0	5.9	PASS
			RB15#0	5.10	PASS
		16QAM	RB1#0	5.11	PASS



TEST REPORT

Report No.: SHE23060106-02AE

Date: 2023-10-18

Page 130 of 155

	High	QPSK	RB15#0	5.12	PASS
			RB1#0	5.13	PASS
			RB15#0	5.14	PASS
		16QAM	RB1#0	5.15	PASS
			RB15#0	5.16	PASS
5 MHz	Low	QPSK	RB1#0	5.17	PASS
			RB25#0	5.18	PASS
		16QAM	RB1#0	5.19	PASS
			RB25#0	5.20	PASS
	High	QPSK	RB1#0	5.21	PASS
			RB25#0	5.22	PASS
		16QAM	RB1#0	5.23	PASS
			RB25#0	5.24	PASS
10 MHz	Low	QPSK	RB1#0	5.25	PASS
			RB50#0	5.26	PASS
		16QAM	RB1#0	5.27	PASS
			RB50#0	5.28	PASS
	High	QPSK	RB1#0	5.29	PASS
			RB50#0	5.30	PASS
		16QAM	RB1#0	5.31	PASS
			RB50#0	5.32	PASS
15 MHz	Low	QPSK	RB1#0	5.33	PASS
			RB75#0	5.34	PASS
		16QAM	RB1#0	5.35	PASS
			RB75#0	5.36	PASS
	High	QPSK	RB1#0	5.37	PASS
			RB75#0	5.38	PASS
		16QAM	RB1#0	5.39	PASS
			RB75#0	5.40	PASS
20 MHz	Low	QPSK	RB1#0	5.41	PASS
			RB100#0	5.42	PASS
		16QAM	RB1#0	5.43	PASS
			RB100#0	5.44	PASS
	High	QPSK	RB1#0	5.45	PASS
			RB100#0	5.46	PASS
		16QAM	RB1#0	5.47	PASS
			RB100#0	5.48	PASS



TEST REPORT

Report No.: SHE23060106-02AE

Date: 2023-10-18

Page 131 of 155

FDD LTE Band 5					
Test BW	CH	Modul.	RB Set (Size#Offset)	Refer to Plot ^{Note 1}	Verdict
1.4 MHz	Low	QPSK	RB1#0	6.1	PASS
			RB6#0	6.2	PASS
		16QAM	RB1#0	6.3	PASS
			RB6#0	6.3	PASS
	High	QPSK	RB1#0	6.5	PASS
			RB6#0	6.6	PASS
		16QAM	RB1#0	6.7	PASS
			RB6#0	6.8	PASS
3 MHz	Low	QPSK	RB1#0	6.9	PASS
			RB15#0	6.10	PASS
		16QAM	RB1#0	6.11	PASS
			RB15#0	6.12	PASS
	High	QPSK	RB1#0	6.13	PASS
			RB15#0	6.14	PASS
		16QAM	RB1#0	6.15	PASS
			RB15#0	6.16	PASS
5 MHz	Low	QPSK	RB1#0	6.17	PASS
			RB25#0	6.18	PASS
		16QAM	RB1#0	6.19	PASS
			RB25#0	6.20	PASS
	High	QPSK	RB1#0	6.21	PASS
			RB25#0	6.22	PASS
		16QAM	RB1#0	6.23	PASS
			RB25#0	6.24	PASS
10 MHz	Low	QPSK	RB1#0	6.25	PASS
			RB50#0	6.26	PASS
		16QAM	RB1#0	6.27	PASS
			RB50#0	6.28	PASS
	High	QPSK	RB1#0	6.29	PASS
			RB50#0	6.30	PASS
		16QAM	RB1#0	6.31	PASS
			RB50#0	6.32	PASS



TEST REPORT

Report No.: SHE23060106-02AE

Date: 2023-10-18

Page 132 of 155

FDD LTE Band 7					
Test BW	CH	Modul.	RB Set (Size#Offset)	Refer to Plot ^{Note 1}	Verdict
5 MHz	Low	QPSK	RB1#0	7.1	PASS
			RB25#0	7.2	PASS
		16QAM	RB1#0	7.3	PASS
			RB25#0	7.4	PASS
	High	QPSK	RB1#0	7.5	PASS
			RB25#0	7.6	PASS
		16QAM	RB1#0	7.7	PASS
			RB25#0	7.8	PASS
10 MHz	Low	QPSK	RB1#0	7.9	PASS
			RB50#0	7.10	PASS
		16QAM	RB1#0	7.11	PASS
			RB50#0	7.12	PASS
	High	QPSK	RB1#0	7.13	PASS
			RB50#0	7.14	PASS
		16QAM	RB1#0	7.15	PASS
			RB50#0	7.16	PASS
15 MHz	Low	QPSK	RB1#0	7.17	PASS
			RB75#0	7.18	PASS
		16QAM	RB1#0	7.19	PASS
			RB75#0	7.20	PASS
	High	QPSK	RB1#0	7.21	PASS
			RB75#0	7.22	PASS
		16QAM	RB1#0	7.23	PASS
			RB75#0	7.24	PASS
20 MHz	Low	QPSK	RB1#0	7.25	PASS
			RB100#0	7.26	PASS
		16QAM	RB1#0	7.27	PASS
			RB100#0	7.28	PASS
	High	QPSK	RB1#0	7.29	PASS
			RB100#0	7.30	PASS
		16QAM	RB1#0	7.31	PASS
			RB100#0	7.32	PASS



TEST REPORT

Report No.: SHE23060106-02AE

Date: 2023-10-18

Page 133 of 155

FDD LTE Band 12					
Test BW	CH	Modul.	RB Set (Size#Offset)	Refer to Plot ^{Note 1}	Verdict
1.4 MHz	Low	QPSK	RB1#0	8.1	PASS
			RB6#0	8.2	PASS
		16QAM	RB1#0	8.3	PASS
			RB6#0	8.4	PASS
	High	QPSK	RB1#0	8.5	PASS
			RB6#0	8.6	PASS
		16QAM	RB1#0	8.7	PASS
			RB6#0	8.8	PASS
3 MHz	Low	QPSK	RB1#0	8.9	PASS
			RB15#0	8.10	PASS
		16QAM	RB1#0	8.11	PASS
			RB15#0	8.12	PASS
	High	QPSK	RB1#0	8.13	PASS
			RB15#0	8.14	PASS
		16QAM	RB1#0	8.15	PASS
			RB15#0	8.16	PASS
5 MHz	Low	QPSK	RB1#0	8.17	PASS
			RB25#0	8.18	PASS
		16QAM	RB1#0	8.19	PASS
			RB25#0	8.20	PASS
	High	QPSK	RB1#0	8.21	PASS
			RB25#0	8.22	PASS
		16QAM	RB1#0	8.23	PASS
			RB25#0	8.24	PASS
10 MHz	Low	QPSK	RB1#0	8.25	PASS
			RB50#0	8.26	PASS
		16QAM	RB1#0	8.27	PASS
			RB50#0	8.28	PASS
	High	QPSK	RB1#0	8.29	PASS
			RB50#0	8.30	PASS
		16QAM	RB1#0	8.31	PASS
			RB50#0	8.32	PASS



TEST REPORT

Report No.: SHE23060106-02AE

Date: 2023-10-18

Page 134 of 155

FDD LTE Band 13

Test BW	CH	Modul.	RB Set (Size#Offset)	Refer to Plot ^{Note 1}	Verdict
5 MHz	Low	QPSK	RB1#0	9.1	PASS
			RB25#0	9.2	PASS
		16QAM	RB1#0	9.3	PASS
			RB25#0	9.4	PASS
	High	QPSK	RB1#0	9.5	PASS
			RB25#0	9.6	PASS
		16QAM	RB1#0	9.7	PASS
			RB25#0	9.8	PASS
10 MHz	Low	QPSK	RB1#0	9.9	PASS
			RB50#0	9.10	PASS
		16QAM	RB1#0	9.11	PASS
			RB50#0	9.12	PASS
	High	QPSK	RB1#0	9.13	PASS
			RB50#0	9.14	PASS
		16QAM	RB1#0	9.15	PASS
			RB50#0	9.16	PASS

FDD LTE Band 17

Test BW	CH	Modul.	RB Set (Size#Offset)	Refer to Plot ^{Note 1}	Verdict
5 MHz	Low	QPSK	RB1#0	10.1	PASS
			RB25#0	10.2	PASS
		16QAM	RB1#0	10.3	PASS
			RB25#0	10.4	PASS
	High	QPSK	RB1#0	10.5	PASS
			RB25#0	10.6	PASS
		16QAM	RB1#0	10.7	PASS
			RB25#0	10.8	PASS
10 MHz	Low	QPSK	RB1#0	10.9	PASS
			RB50#0	10.1	PASS
		16QAM	RB1#0	10.11	PASS
			RB50#0	10.12	PASS
	High	QPSK	RB1#0	10.13	PASS
			RB50#0	10.14	PASS
		16QAM	RB1#0	10.15	PASS
			RB50#0	10.16	PASS



TEST REPORT

Report No.: SHE23060106-02AE

Date: 2023-10-18

Page 135 of 155

FDD LTE Band 25

Test BW	CH	Modul.	RB Set (Size#Offset)	Refer to Plot ^{Note 1}	Verdict
1.4 MHz	Low	QPSK	RB1#0	11.1	PASS
			RB6#0	11.2	PASS
		16QAM	RB1#0	11.3	PASS
			RB6#0	11.3	PASS
	High	QPSK	RB1#0	11.5	PASS
			RB6#0	11.6	PASS
		16QAM	RB1#0	11.7	PASS
			RB6#0	11.8	PASS
3 MHz	Low	QPSK	RB1#0	11.9	PASS
			RB15#0	11.10	PASS
		16QAM	RB1#0	11.11	PASS
			RB15#0	11.12	PASS
	High	QPSK	RB1#0	11.13	PASS
			RB15#0	11.14	PASS
		16QAM	RB1#0	11.15	PASS
			RB15#0	11.16	PASS
5 MHz	Low	QPSK	RB1#0	11.17	PASS
			RB25#0	11.18	PASS
		16QAM	RB1#0	11.19	PASS
			RB25#0	11.20	PASS
	High	QPSK	RB1#0	11.21	PASS
			RB25#0	11.22	PASS
		16QAM	RB1#0	11.23	PASS
			RB25#0	11.24	PASS
10 MHz	Low	QPSK	RB1#0	11.25	PASS
			RB50#0	11.26	PASS
		16QAM	RB1#0	11.27	PASS
			RB50#0	11.28	PASS
	High	QPSK	RB1#0	11.29	PASS
			RB50#0	11.30	PASS
		16QAM	RB1#0	11.31	PASS
			RB50#0	11.32	PASS
15 MHz	Low	QPSK	RB1#0	11.33	PASS
			RB75#0	11.34	PASS
		16QAM	RB1#0	11.35	PASS
			RB75#0	11.36	PASS



TEST REPORT

Report No.: SHE23060106-02AE

Date: 2023-10-18

Page 136 of 155

20 MHz	High	QPSK	RB1#0	11.37	PASS
			RB75#0	11.38	PASS
		16QAM	RB1#0	11.39	PASS
			RB75#0	11.40	PASS
	Low	QPSK	RB1#0	11.41	PASS
			RB100#0	11.42	PASS
		16QAM	RB1#0	11.43	PASS
			RB100#0	11.44	PASS
High	QPSK	RB1#0	11.45	PASS	
		RB100#0	11.46	PASS	
	16QAM	RB1#0	11.47	PASS	
		RB100#0	11.48	PASS	

TDD LTE Band 41

Test BW	CH	Modul.	RB Set (Size#Offset)	Refer to Plot ^{Note 1}	Verdict
5 MHz	Low	QPSK	RB1#0	12.1	PASS
			RB25#0	12.2	PASS
		16QAM	RB1#0	12.3	PASS
			RB25#0	12.3	PASS
	High	QPSK	RB1#0	12.5	PASS
			RB25#0	12.6	PASS
		16QAM	RB1#0	12.7	PASS
			RB25#0	12.8	PASS
10 MHz	Low	QPSK	RB1#0	12.9	PASS
			RB50#0	12.10	PASS
		16QAM	RB1#0	12.11	PASS
			RB50#0	12.12	PASS
	High	QPSK	RB1#0	12.13	PASS
			RB50#0	12.14	PASS
		16QAM	RB1#0	12.15	PASS
			RB50#0	12.16	PASS
15 MHz	Low	QPSK	RB1#0	12.17	PASS
			RB75#0	12.18	PASS
		16QAM	RB1#0	12.19	PASS
			RB75#0	12.20	PASS
	High	QPSK	RB1#0	12.21	PASS
			RB75#0	12.22	PASS
		16QAM	RB1#0	12.23	PASS
			RB75#0	12.24	PASS



TEST REPORT

Report No.: SHE23060106-02AE

Date: 2023-10-18

Page 137 of 155

20 MHz	Low	QPSK	RB1#0	12.25	PASS
			RB100#0	12.26	PASS
		16QAM	RB1#0	12.27	PASS
			RB100#0	12.28	PASS
	High	QPSK	RB1#0	12.29	PASS
			RB100#0	12.30	PASS
		16QAM	RB1#0	12.31	PASS
			RB100#0	12.32	PASS

FDD LTE Band 66					
Test BW	CH	Modul.	RB Set (Size#Offset)	Refer to Plot ^{Note 1}	Verdict
1.4 MHz	Low	QPSK	RB1#0	13.1	PASS
			RB6#0	13.2	PASS
		16QAM	RB1#0	13.3	PASS
			RB6#0	13.4	PASS
	High	QPSK	RB1#0	13.5	PASS
			RB6#0	13.6	PASS
		16QAM	RB1#0	13.7	PASS
			RB6#0	13.8	PASS
3 MHz	Low	QPSK	RB1#0	13.9	PASS
			RB15#0	13.10	PASS
		16QAM	RB1#0	13.11	PASS
			RB15#0	13.12	PASS
	High	QPSK	RB1#0	13.13	PASS
			RB15#0	13.14	PASS
		16QAM	RB1#0	13.15	PASS
			RB15#0	13.16	PASS
5 MHz	Low	QPSK	RB1#0	13.17	PASS
			RB25#0	13.18	PASS
		16QAM	RB1#0	13.19	PASS
			RB25#0	13.20	PASS
	High	QPSK	RB1#0	13.21	PASS
			RB25#0	13.22	PASS
		16QAM	RB1#0	13.23	PASS
			RB25#0	13.24	PASS
10 MHz	Low	QPSK	RB1#0	13.25	PASS
			RB50#0	13.26	PASS
		16QAM	RB1#0	13.27	PASS
			RB50#0	13.28	PASS



TEST REPORT

Report No.: SHE23060106-02AE

Date: 2023-10-18

Page 138 of 155

	High	QPSK	RB1#0	13.29	PASS
			RB50#0	13.30	PASS
		16QAM	RB1#0	13.31	PASS
			RB50#0	13.32	PASS
15 MHz	Low	QPSK	RB1#0	13.33	PASS
			RB75#0	13.34	PASS
		16QAM	RB1#0	13.35	PASS
			RB75#0	13.36	PASS
	High	QPSK	RB1#0	13.37	PASS
			RB75#0	13.38	PASS
		16QAM	RB1#0	13.39	PASS
			RB75#0	13.40	PASS
20 MHz	Low	QPSK	RB1#0	13.41	PASS
			RB100#0	13.42	PASS
		16QAM	RB1#0	13.43	PASS
			RB100#0	13.44	PASS
	High	QPSK	RB1#0	13.45	PASS
			RB100#0	13.46	PASS
		16QAM	RB1#0	13.47	PASS
			RB100#0	13.48	PASS

FDD LTE Band 71

Test BW	CH	Modul.	RB Set (Size#Offset)	Refer to Plot ^{Note 1}	Verdict
5 MHz	Low	QPSK	RB1#0	14.1	PASS
			RB25#0	14.2	PASS
		16QAM	RB1#0	14.3	PASS
			RB25#0	14.3	PASS
	High	QPSK	RB1#0	14.5	PASS
			RB25#0	14.6	PASS
		16QAM	RB1#0	14.7	PASS
			RB25#0	14.8	PASS
10 MHz	Low	QPSK	RB1#0	14.9	PASS
			RB50#0	14.10	PASS
		16QAM	RB1#0	14.11	PASS
			RB50#0	14.12	PASS
	High	QPSK	RB1#0	14.13	PASS
			RB50#0	14.14	PASS
		16QAM	RB1#0	14.15	PASS
			RB50#0	14.16	PASS



TEST REPORT

Report No.: SHE23060106-02AE

Date: 2023-10-18

Page 139 of 155

15 MHz	Low	QPSK	RB1#0	14.17	PASS
			RB75#0	14.18	PASS
		16QAM	RB1#0	14.19	PASS
			RB75#0	14.20	PASS
	High	QPSK	RB1#0	14.21	PASS
			RB75#0	14.22	PASS
		16QAM	RB1#0	14.23	PASS
			RB75#0	14.24	PASS
20 MHz	Low	QPSK	RB1#0	14.25	PASS
			RB100#0	14.26	PASS
		16QAM	RB1#0	14.27	PASS
			RB100#0	14.28	PASS
	High	QPSK	RB1#0	14.29	PASS
			RB100#0	14.30	PASS
		16QAM	RB1#0	14.31	PASS
			RB100#0	14.32	PASS



TEST REPORT

Report No.: SHE23060106-02AE

Date: 2023-10-18

Page 140 of 155

5.1.7 Field Strength of Spurious Radiation

Note(s):

- GSM and EGPRS modes have been verified, only the worst data with different transmit bandwidth for LTE and NR are shown here.
- The frequencies of verdict which are marked by "N/A" should be ignored because they are MS carrier frequency.
- When measurement frequency is above 18GHz, there is only noise floor of test system existing. So that there is no test data above 18GHz in the report.
- Test plots please refer to the document:
 "SHE23060106-02AE Data FCC PCE WCDMA TX EXHIBIT E W2 W4 W5".
 "SHE23060106-02AE Data FCC PCE LTE TX EXHIBIT E B2 B4 B5 B7 B12 B13 B17 B25 B38 B41 B66 B71".

Test Band	Channel	Refer to Plot ^{Note 4}	Verdict
WCDMA Band II	Middle	--	PASS
WCDMA Band IV	Middle	--	PASS
WCDMA Band V	Middle	--	PASS

Field Strength of Spurious Radiation Measurement Results for LTE

FDD LTE Band 2					
Test BW	Channel	Modul.	RB Set (Size#Offset)	Refer to Plot ^{Note 4}	Verdict
1.4 MHz	Middle	QPSK	RB1#0	--	Pass
3 MHz	Middle	QPSK	RB1#0	--	Pass
5 MHz	Middle	QPSK	RB1#0	--	Pass
10 MHz	Middle	QPSK	RB1#0	--	Pass
15 MHz	Middle	QPSK	RB1#0	--	Pass
20 MHz	Middle	QPSK	RB1#0	--	Pass

FDD LTE Band 4					
Test BW	Channel	Modul.	RB Set (Size#Offset)	Refer to Plot ^{Note 4}	Verdict
1.4 MHz	Middle	QPSK	RB1#0	--	Pass
3 MHz	Middle	QPSK	RB1#0	--	Pass
5 MHz	Middle	QPSK	RB1#0	--	Pass
10 MHz	Middle	QPSK	RB1#0	--	Pass
15 MHz	Middle	QPSK	RB1#0	--	Pass
20 MHz	Middle	QPSK	RB1#0	--	Pass



TEST REPORT

Report No.: SHE23060106-02AE

Date: 2023-10-18

Page 141 of 155

FDD LTE Band 5					
Test BW	Channel	Modul.	RB Set (Size#Offset)	Refer to Plot ^{Note 4}	Verdict
1.4 MHz	Middle	QPSK	RB1#0	--	Pass
3 MHz	Middle	QPSK	RB1#0	--	Pass
5 MHz	Middle	QPSK	RB1#0	--	Pass
10 MHz	Middle	QPSK	RB1#0	--	Pass

FDD LTE Band 7					
Test BW	Channel	Modul.	RB Set (Size#Offset)	Refer to Plot ^{Note 4}	Verdict
5 MHz	Middle	QPSK	RB1#0	--	Pass
10 MHz	Middle	QPSK	RB1#0	--	Pass
15 MHz	Middle	QPSK	RB1#0	--	Pass
20 MHz	Middle	QPSK	RB1#0	--	Pass

FDD LTE Band 12					
Test BW	Channel	Modul.	RB Set (Size#Offset)	Refer to Plot ^{Note 4}	Verdict
1.4 MHz	Middle	QPSK	RB1#0	--	Pass
3 MHz	Middle	QPSK	RB1#0	--	Pass
5 MHz	Middle	QPSK	RB1#0	--	Pass
10 MHz	Middle	QPSK	RB1#0	--	Pass

FDD LTE Band 13					
Test BW	Channel	Modul.	RB Set (Size#Offset)	Refer to Plot ^{Note 4}	Verdict
5 MHz	Middle	QPSK	RB1#0	--	Pass
10 MHz	Middle	QPSK	RB1#0	--	Pass

FDD LTE Band 17					
Test BW	Channel	Modul.	RB Set (Size#Offset)	Refer to Plot ^{Note 4}	Verdict
5 MHz	Middle	QPSK	RB1#0	--	Pass
10 MHz	Middle	QPSK	RB1#0	--	Pass



TEST REPORT

Report No.: SHE23060106-02AE

Date: 2023-10-18

Page 142 of 155

FDD LTE Band 25

Test BW	Channel	Modul.	RB Set (Size#Offset)	Refer to Plot ^{Note 4}	Verdict
1.4 MHz	Middle	QPSK	RB1#0	--	Pass
3 MHz	Middle	QPSK	RB1#0	--	Pass
5 MHz	Middle	QPSK	RB1#0	--	Pass
10 MHz	Middle	QPSK	RB1#0	--	Pass
15 MHz	Middle	QPSK	RB1#0	--	Pass
20 MHz	Middle	QPSK	RB1#0	--	Pass

TDD LTE Band 41

Test BW	Channel	Modul.	RB Set (Size#Offset)	Refer to Plot ^{Note 4}	Verdict
5 MHz	Middle	QPSK	RB1#0	--	Pass
10 MHz	Middle	QPSK	RB1#0	--	Pass
15 MHz	Middle	QPSK	RB1#0	--	Pass
20 MHz	Middle	QPSK	RB1#0	--	Pass

FDD LTE Band 66

Test BW	Channel	Modul.	RB Set (Size#Offset)	Refer to Plot ^{Note 4}	Verdict
1.4 MHz	Middle	QPSK	RB1#0	--	Pass
3 MHz	Middle	QPSK	RB1#0	--	Pass
5 MHz	Middle	QPSK	RB1#0	--	Pass
10 MHz	Middle	QPSK	RB1#0	--	Pass
15 MHz	Middle	QPSK	RB1#0	--	Pass
20 MHz	Middle	QPSK	RB1#0	--	Pass

FDD LTE Band 71

Test BW	Channel	Modul.	RB Set (Size#Offset)	Refer to Plot ^{Note 4}	Verdict
5 MHz	Middle	QPSK	RB1#0	--	Pass
10 MHz	Middle	QPSK	RB1#0	--	Pass
15 MHz	Middle	QPSK	RB1#0	--	Pass
20 MHz	Middle	QPSK	RB1#0	--	Pass



TEST REPORT

Report No.: SHE23060106-02AE

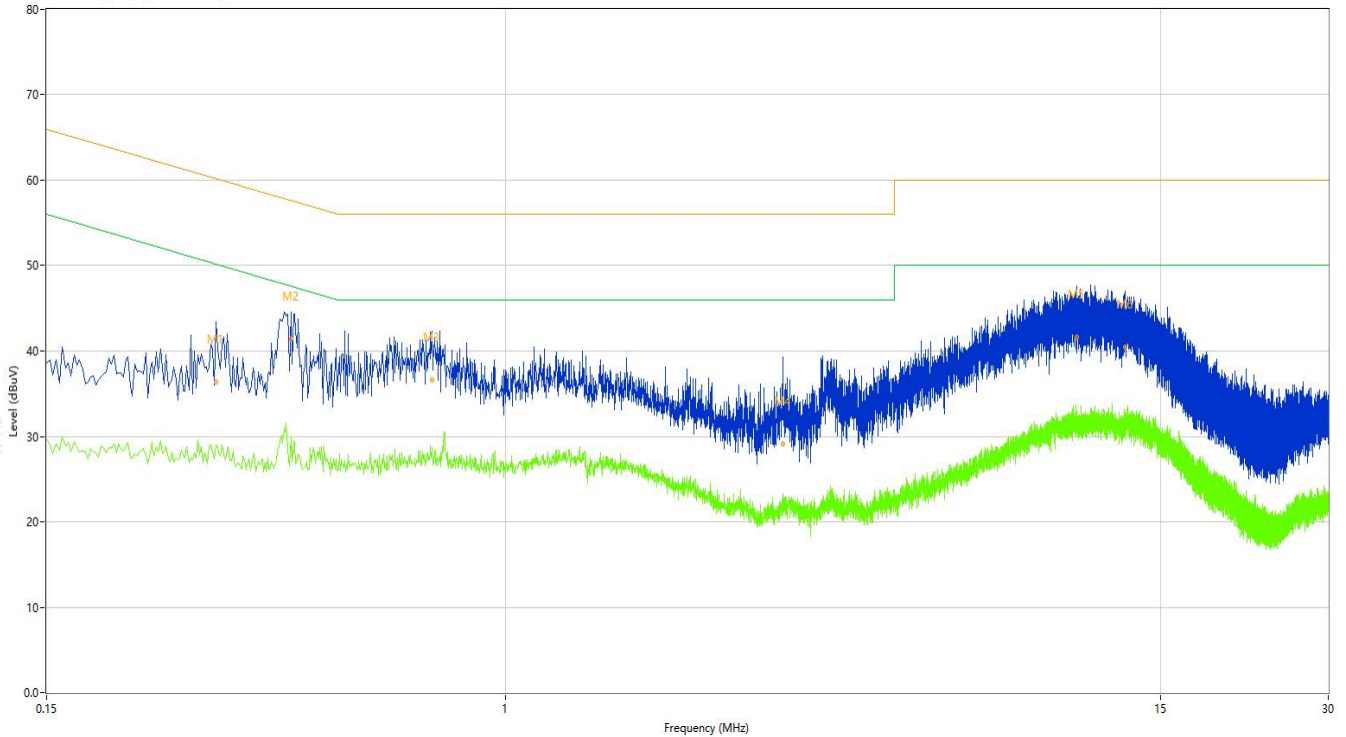
Date: 2023-10-18

Page 143 of 155

5.1.8 AC Power-line Conducted Emissions

Note: Only the worst test results were recorded in this report.

Emission Test case_FCC_CE_FCC PART 15B_Class B



No.	Frequency (MHz)	Results (dBuV)	Factor (dB)	Limit (dBuV)	Margin (dB)	Detector	Line	Verdict
1	0.302	41.47	10.06	60.19	18.72	Peak	L	Pass
1*	0.302	36.36	10.06	60.19	23.83	QP	L	Pass
1**	0.302	29.05	10.06	50.19	21.14	AV	L	Pass
2	0.412	46.73	10.07	57.61	10.88	Peak	L	Pass
2*	0.412	41.36	10.07	57.61	16.25	QP	L	Pass
2**	0.412	29.92	10.07	47.61	17.69	AV	L	Pass
3	0.738	43.23	10.04	56.00	12.77	Peak	L	Pass
3*	0.738	36.63	10.04	56.00	19.37	QP	L	Pass
3**	0.738	28.62	10.04	46.00	17.38	AV	L	Pass
4	3.144	38.21	9.91	56.00	17.79	Peak	L	Pass
4*	3.144	29.17	9.91	56.00	26.83	QP	L	Pass
4**	3.144	22.62	9.91	46.00	23.38	AV	L	Pass
5	10.614	48.06	9.74	60.00	11.94	Peak	L	Pass
5*	10.614	41.62	9.74	60.00	18.38	QP	L	Pass
5**	10.614	32.31	9.74	50.00	17.69	AV	L	Pass
6	12.970	47.85	9.67	60.00	12.15	Peak	L	Pass
6*	12.970	40.42	9.67	60.00	19.58	QP	L	Pass
6**	12.970	32.33	9.67	50.00	17.67	AV	L	Pass



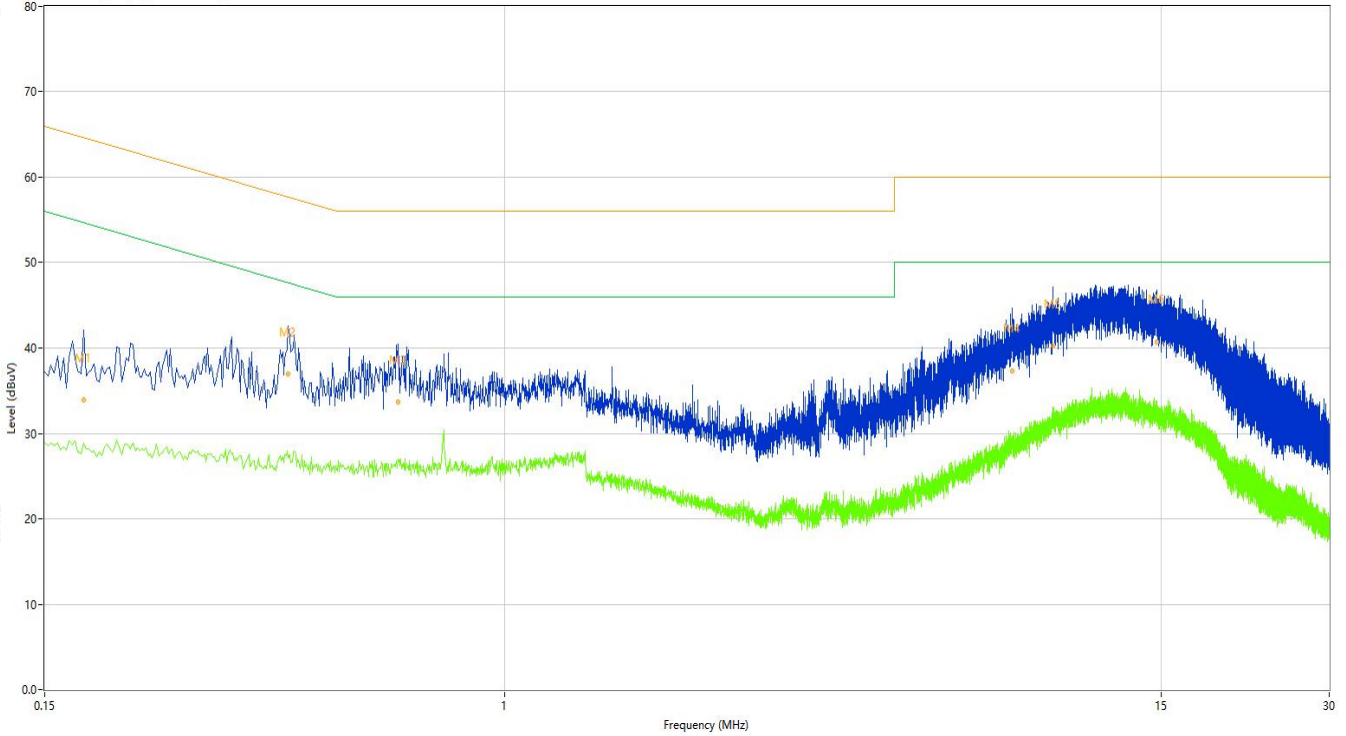
TEST REPORT

Report No.: SHE23060106-02AE

Date: 2023-10-18

Page 144 of 155

Emission Test case_FCC_CE_FCC PART 15B_Class B



No.	Frequency (MHz)	Results (dBuV)	Factor (dB)	Limit (dBuV)	Margin (dB)	Detector	Line	Verdict
1	0.176	40.06	10.02	64.67	24.61	Peak	N	Pass
1*	0.176	33.94	10.02	64.67	30.73	QP	N	Pass
1**	0.176	28.84	10.02	54.67	25.83	AV	N	Pass
2	0.410	42.10	10.07	57.65	15.55	Peak	N	Pass
2*	0.410	36.93	10.07	57.65	20.72	QP	N	Pass
2**	0.410	27.10	10.07	47.65	20.55	AV	N	Pass
3	0.644	40.77	10.07	56.00	15.23	Peak	N	Pass
3*	0.644	33.73	10.07	56.00	22.27	QP	N	Pass
3**	0.644	26.88	10.07	46.00	19.12	AV	N	Pass
4	8.110	45.18	9.81	60.00	14.82	Peak	N	Pass
4*	8.110	37.36	9.81	60.00	22.64	QP	N	Pass
4**	8.110	29.53	9.81	50.00	20.47	AV	N	Pass
5	9.592	46.82	9.76	60.00	13.18	Peak	N	Pass
5*	9.592	40.25	9.76	60.00	19.75	QP	N	Pass
5**	9.592	33.14	9.76	50.00	16.86	AV	N	Pass
6	14.746	47.36	9.60	60.00	12.64	Peak	N	Pass
6*	14.746	40.74	9.60	60.00	19.26	QP	N	Pass
6**	14.746	32.87	9.60	50.00	17.13	AV	N	Pass



TEST REPORT

Report No.: SHE23060106-02AE

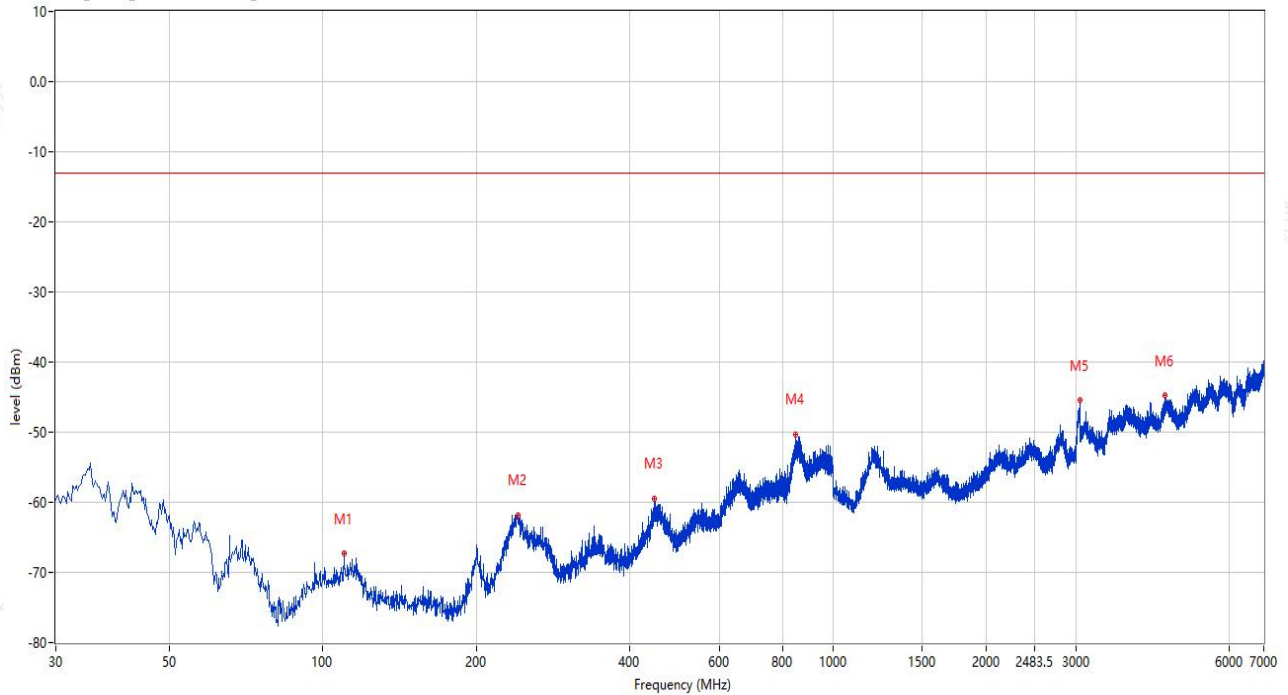
Date: 2023-10-18

Page 145 of 155

5.1.9 Receiver Spurious Emissions

Note: Only the worst test results were recorded in this report.

RSE Test case_CE FCC PART22&24&27_FCC IC RX 30M-7GHz



Frequency (MHz)	Result (dBm)	Factor (dB)	Limit (dBm)	Margin (dB)	Table (o)	ANT	EUT	Verdict
110.268	-67.31	-10.93	-13.0	54.31	169.50	Horizontal	Vertical	Pass
241.702	-61.86	-3.00	-13.0	48.86	238.50	Horizontal	Vertical	Pass
447.585	-59.54	-2.45	-13.0	46.54	119.90	Horizontal	Vertical	Pass
844.073	-50.31	4.99	-13.0	37.31	23.50	Horizontal	Vertical	Pass
3049.000	-45.47	13.82	-13.0	32.47	64.60	Horizontal	Vertical	Pass
4479.000	-44.75	10.39	-13.0	31.75	71.50	Horizontal	Vertical	Pass



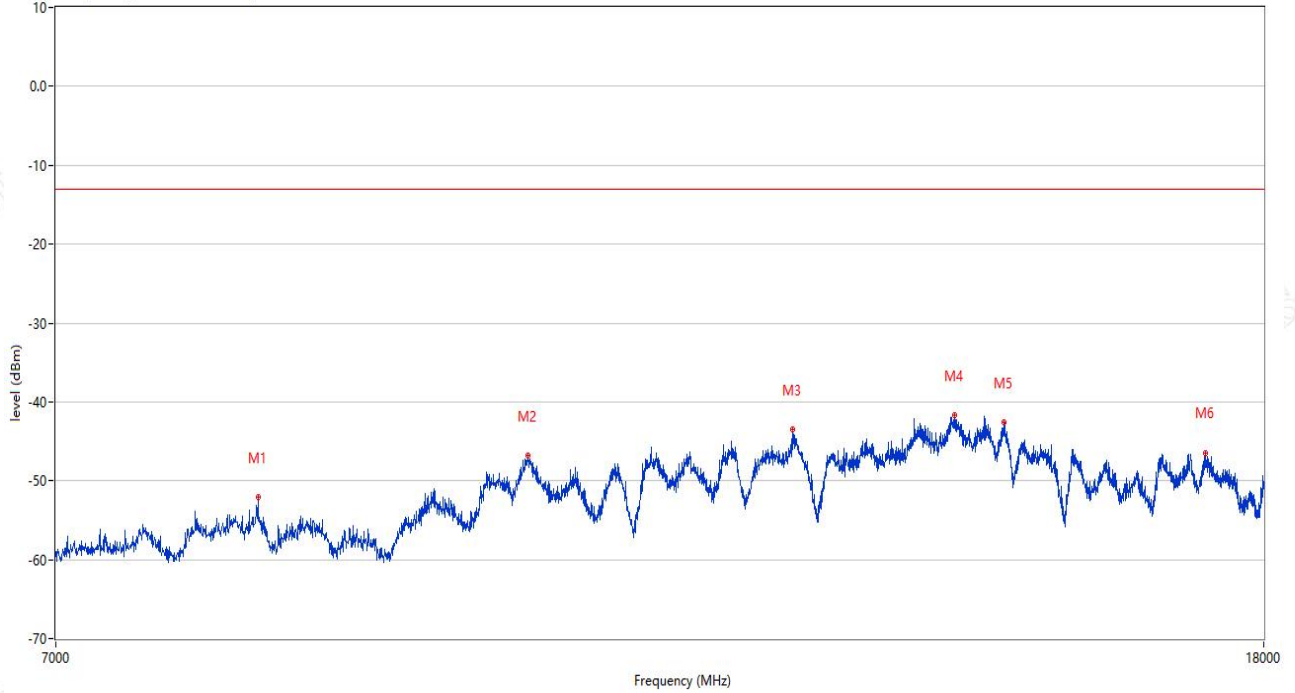
TEST REPORT

Report No.: SHE23060106-02AE

Date: 2023-10-18

Page 146 of 155

RSE Test case_CE FCC FCC PART22&24&27_FCC IC RX 7-18G



Frequency (MHz)	Result (dBm)	Factor (dB)	Limit (dBm)	Margin (dB)	Table (o)	ANT	EUT	Verdict
8199.000	-52.11	19.19	-13.0	39.11	84.60	Horizontal	Vertical	Pass
10126.750	-46.77	24.02	-13.0	33.77	84.60	Horizontal	Vertical	Pass
12450.500	-43.48	25.10	-13.0	30.48	218.70	Horizontal	Vertical	Pass
14139.000	-41.67	28.94	-13.0	28.67	339.60	Horizontal	Vertical	Pass
14689.000	-42.64	27.67	-13.0	29.64	298.80	Horizontal	Vertical	Pass
17199.749	-46.43	23.13	-13.0	33.43	254.70	Horizontal	Vertical	Pass



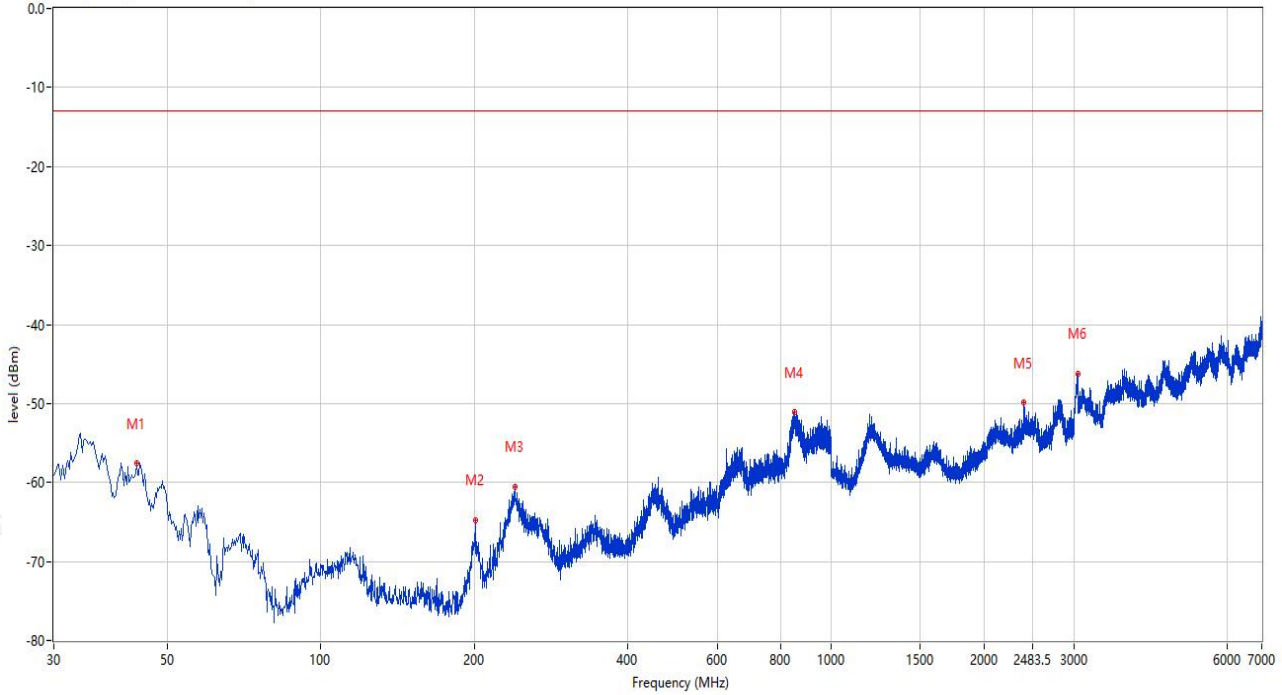
TEST REPORT

Report No.: SHE23060106-02AE

Date: 2023-10-18

Page 147 of 155

RSE Test case_CE FCC_FCC PART22&24&27_FCC IC RX 30M-7GHz



Frequency (MHz)	Result (dBm)	Factor (dB)	Limit (dBm)	Margin (dB)	Table (o)	ANT	EUT	Verdict
43.580	-57.55	-11.05	-13.0	44.55	54.10	Vertical	Vertical	Pass
200.962	-64.81	-8.57	-13.0	51.81	0.00	Vertical	Vertical	Pass
240.732	-60.51	-2.74	-13.0	47.51	67.70	Vertical	Vertical	Pass
850.862	-51.10	5.57	-13.0	38.10	121.80	Vertical	Vertical	Pass
2394.000	-49.87	2.18	-13.0	36.87	199.80	Vertical	Vertical	Pass
3049.000	-46.20	13.82	-13.0	33.20	273.30	Vertical	Vertical	Pass



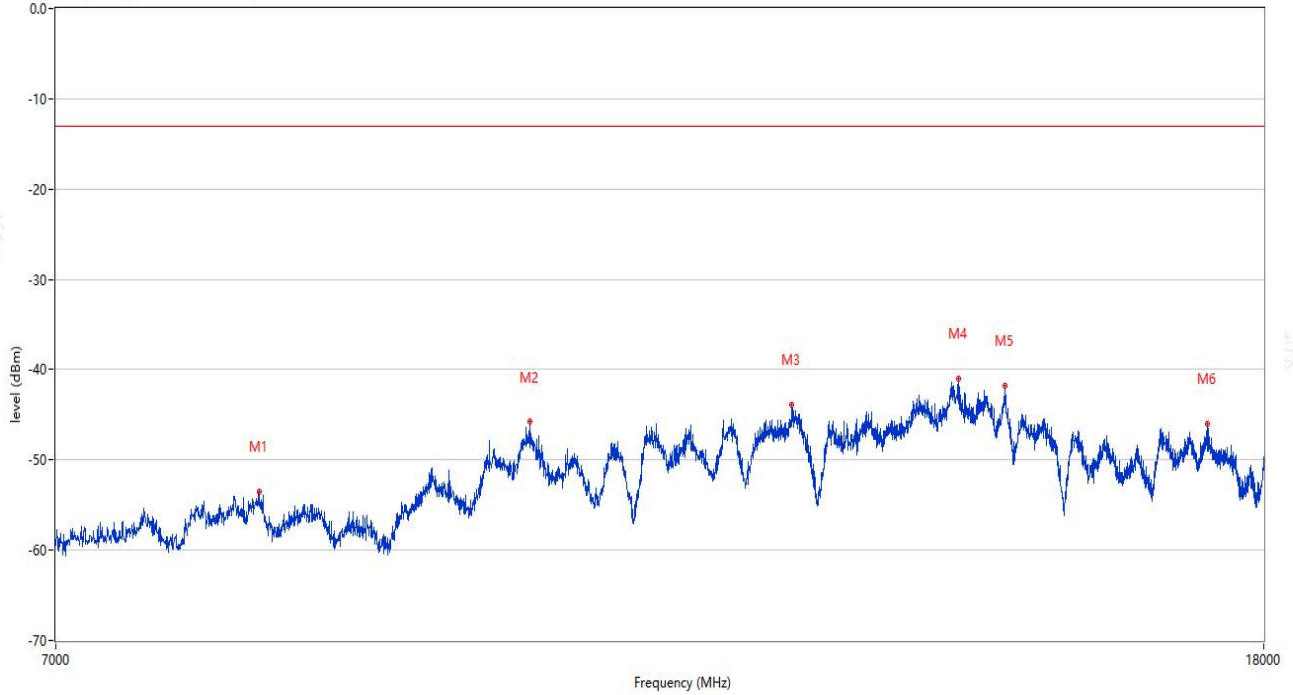
TEST REPORT

Report No.: SHE23060106-02AE

Date: 2023-10-18

Page 148 of 155

RSE Test case_CE FCC_FCC PART22&24&27_FCC IC_RX 7-18G



Frequency (MHz)	Result (dBm)	Factor (dB)	Limit (dBm)	Margin (dB)	Table (o)	ANT	EUT	Verdict
8204.500	-53.49	19.16	-13.0	40.49	63.60	Vertical	Vertical	Pass
10137.750	-45.80	23.81	-13.0	32.80	0.00	Vertical	Vertical	Pass
12442.250	-43.87	24.90	-13.0	30.87	256.80	Vertical	Vertical	Pass
14183.000	-41.05	28.69	-13.0	28.05	127.90	Vertical	Vertical	Pass
14708.250	-41.79	27.65	-13.0	28.79	41.90	Vertical	Vertical	Pass
17219.000	-45.97	22.98	-13.0	32.97	211.40	Vertical	Vertical	Pass



TEST REPORT


Report No.: SHE23060106-02AE

Date: 2023-10-18


Page 149 of 155

6 Photos

6.1 Photographs of the Sample



Front of the sample






TEST REPORT

Report No.: SHE23060106-02AE


Date: 2023-10-18

Page 150 of 155

Rear of the sample



Left of the sample



Right of the sample




TEST REPORT


Report No.: SHE23060106-02AE

Date: 2023-10-18

Page 151 of 155



Top of the sample



Bottom of the sample




TEST REPORT


Report No.: SHE23060106-02AE

Date: 2023-10-18

Page 152 of 155



Internal-1 of the sample



Antenna Photo



TEST REPORT

Report No.: SHE23060106-02AE

Date: 2023-10-18

Page 153 of 155

6.2 Set-up for Conducted Emissions



6.3 Set-up for Conducted RF test at Antenna Port





TEST REPORT

Report No.: SHE23060106-02AE

Date: 2023-10-18

Page 154 of 155

6.4 Set-up for Spurious Emissions below 1GHz



6.5 Set-up for Spurious Emissions above 1GHz



End of the report

声明
Terms & conditions

1. 英格尔检测技术服务（上海）有限公司（以下简称“本公司”）以保密的方法处理及签发有关报告予客户。在未得本公司的同意下，该报告不得作部分翻制，或作宣传或其它未经本公司许可的用途。当该客户从本公司收到有关报告后，可以展示或传送该报告或由本公司所制定该报告的核证版本予其顾客、供应商或其它直接有关人士。除非被有关政府机构、法律或法庭命令所要求，本公司在未经客户的同意前，将不会与其他方就报告的内容进行任何讨论、书信的往来或透露。
A report will be issued in confidence to the Clients and it will be strictly treated as such by ICAS Testing Technology Service (Shanghai) Co., Ltd. (hereinafter referred to as "ICAS"). It should not be reproduced in part and it should not be used for advertising or other unauthorized purposes without the written consent of ICAS. The Clients to whom the Report is issued, however, show or send it, or a certified copy thereof prepared by ICAS, to his customer, supplier or other persons directly concerned. ICAS will, without the consent of the Clients, neither enter into any discussion or correspondence with nor disclose to any other party concerning the contents of the report unless required by the relevant governmental authorities, laws or court orders.
2. 假若该客户准备利用本公司所签发的报告在司法或仲裁程序上，该客户于呈交样品予本公司作测试前必须明确阐述此用途。
If the client is prepared to use the report issued by ICAS in the judicial or arbitral, the client must specify this use before submitting the sample to ICAS for testing.
3. 除非本公司的确进行抽样测试及于有关报告内阐明此项事实，该报告只适用于已被测试的样品，而不适用于大量额度的有关货品。
Unless ICAS does carry out a sampling test and clarify this fact in the relevant report, the report applies only to the samples that have been tested and do not apply to a large amount of the relevant goods.
4. 假若该客户并未指定该测试所应用的测试方法或标准，本公司将会自行选择适当的方法或标准并在委托协议 / 合同中告知。
If the Clients do not specify the methods / standards to be applied, ICAS will choose the appropriate methods/standards and inform the client in the agreement/contract.
5. 本公司对由于利用本公司所签发的任何报告或通讯内的资料而造成的损失，概不会承担任何责任。
ICAS will not be liable or accept responsibility for any loss or damage arising from the use of in the reports issued by ICAS or communication information.
6. 假若该报告被不适当地运用，本公司将会保留权利撤回该报告，及采取任何适当的措施。
If the report is inappropriately used, ICAS will reserve the right to withdraw the report and take any appropriate action.
7. 该客户同意其委托本公司进行测试所得出之报告，并不能作为针对本公司法律行动的依据。
Samples submitted for testing are accepted on the understanding that the report issued cannot form the basis of, or be the instrument for, legal action against ICAS.
8. 假若该客户的要求令致有关该样品的测试须于该客户或任何第三方的实验室进行，则本公司只会代为传送有关该测试的结果，对其准确性概不负任何责任。如本公司只可证明该客户或任何第三方的实验室已进行有关测试，则本公司只可确认某正确的样品已经被测试，而毋须为该测试的准确性负任何责任。
If the Clients require the analysis of samples by the Client's or any third party's laboratory, ICAS will only convey the result of the analysis without responsibility for its accuracy. If ICAS is only able to witness an analysis by the Client's or any third party's laboratory ICAS will only confirm that the correct sample has been analyzed without responsibility for the accuracy of any analysis or results.
9. 本公司在提供测试服务期间所衍生的任何报告、证书或其它物资，其相关的所有法律产权（包括知识产权），皆由本公司所拥有。
Any legal property right (include intellectual property) in respect of any report, certificate or other materials derived from ICAS during the provision of the testing service are owned by ICAS.
10. 当本公司收到该客户的请求，本公司可以电子媒介传递有关测试服务的结果，但该客户应注意，电子媒介传递不能保证其所含资料不会流失、延缓或被其他方截取。对于电子媒介传递导致其所含的任何资料出现泄露、差错或遗漏，本公司将不会负任何责任。
When ICAS receives the request from the Client, ICAS transmit the results of the test service in electronic media, but the Client should note that the Electronic Media Delivery does not guarantee that the information contained therein will not be lost, delayed or intercepted by third party. ICAS is not liable for any disclosure, error or omission in the content of such messages as a result of electronic transmission.
11. 本公司对其可控范围之外发生的样品质量或其它特征的变化不承担责任。本报告不具有对测试项目或样品推荐或认可的作用。
ICAS assumes no responsibility for variations in quality or other characteristics of items submitted under conditions over which ICAS has no control. This Report does not constitute a recommendation for, or endorsement of, the item or material tested.
12. 本公司经与客户协商一致出具纸质版或电子版形式的报告；报告涂改无效；无授权签字人签字无效；纸质版报告未加盖本公司“检验检测专用章”或“报告专用章”和骑缝章无效；电子版报告未加盖本公司“检验检测专用章”或“报告专用章”无效。
The company issues the report in paper or electronic form through consultation with the customer. The report is invalid if altered or without authorized signatory; The paper version of the report is invalid without the company's "special seal for inspection and testing" or "special seal for report" and the cross seal; The electronic version of the report is invalid without the company's "special seal for inspection and testing" or "special seal for report".
13. 对报告若有异议，有法律法规规定的，依照法律法规执行。其它委托类型报告应于收到报告之日起十五日内向本公司提出，逾期不予受理。
Any objection to the report should execute according to laws and regulations if exist, other entrusted report should be submitted to ICAS within 15 days from the date of receiving the report, and overdue will not be handled.
14. 样品及样品信息由客户提供及确认。本公司不负责证实样品的真伪性，不承担证实客户提供信息的准确性、适当性和（或）完整性责任。
The sample(s) and sample information should be provided and confirmed by the Client. ICAS is not responsible for verifying the authenticity of the sample and does not assume responsibility for the accuracy, appropriateness and/or completeness of the information provided by the Client.
15. 不包含 CMA 资质认定标志的报告，检测数据和结果不具有对社会的证明作用，仅供科研、教学、内部质量控制之用。中英文报告内容以中文为准。
The date and results shown in the report without CMA logo are not used as proof for society, only used for reference in study, teaching and internal quality control. The Chinese version of the report written in Chinese and English shall prevail.

备注：1. 报告中带“*”代表暂未在 CNAS 范围内，“\$”代表暂未在本公司 CMA 资质认定许可技术能力。

Note: *in the report indicates that it is not included in the scope of CNAS, "\$" indicates that it is not included in the CMA scope of ICAS.

2. “#”号代表数据来源于指定的签约实验室

“#” indicated that data comes from designated contracted lab:

CMA 资质认定证书编号 CMA Certificate No:

CNAS 注册号 CNAS Registration No:

ICAS英格尔检测中心 ICAS Testing Center
Tel:0086 21-51682918 E-mail:info@icas.org.cn
Add:上海市闵行区瓶北路155号/瓶安路1298号/徐汇区中山西路2368号18F
155 Pingbai Rd / 1298 Pingan Rd, Minhang District, Shanghai/18F,2368W.Zhongshnan Rd,Xuhui District.

ICAS英格尔认证中心 ICAS Certification Center
Tel:0086 21-51114700 E-mail:info@icas.org.cn
Add:上海市徐汇区中山西路2368号华鼎大厦31F/25F
31/25F Huading Tower , 2368W.Zhongshnan Rd,Xuhui District,Shanghai

ICAS全国各分支机构 温州 / 广州 / 深圳 / 福州 / 厦门 / 昆明 / 南宁 / 长沙 / 重庆 / 成都 / 南京 / 合肥 / 青岛 / 郑州 / 济南 / 江西 / 天津
ICAS National Branch Offices Wenzhou/Guangzhou/Shenzhen/Fuzhou/Xiamen/Kunming/Nanning/Changsha/Chongqing/Chengdu/Nanjing/Hefei/Qingdao/Zhengzhou/Jinan/Jiangxi/Tianjin