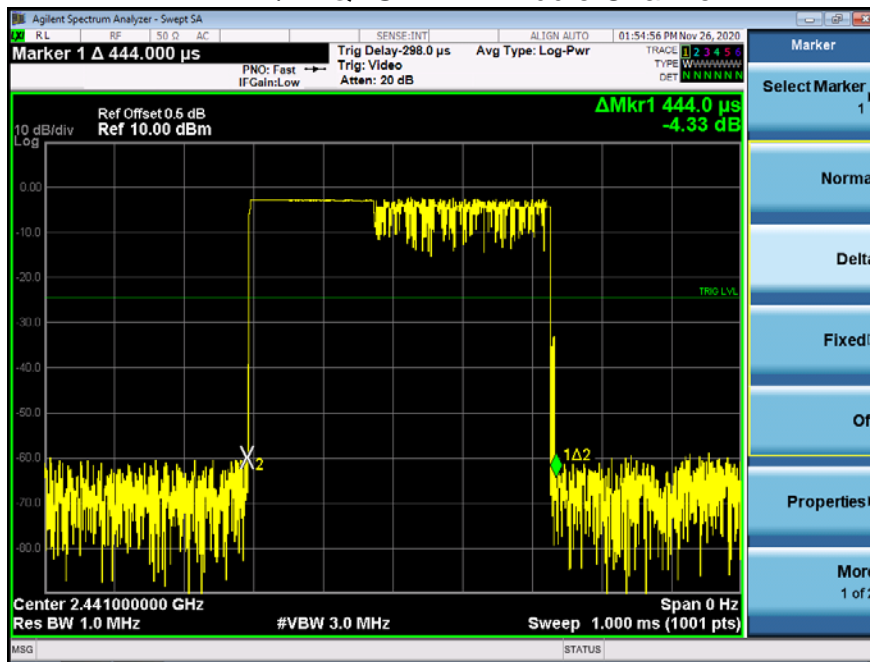
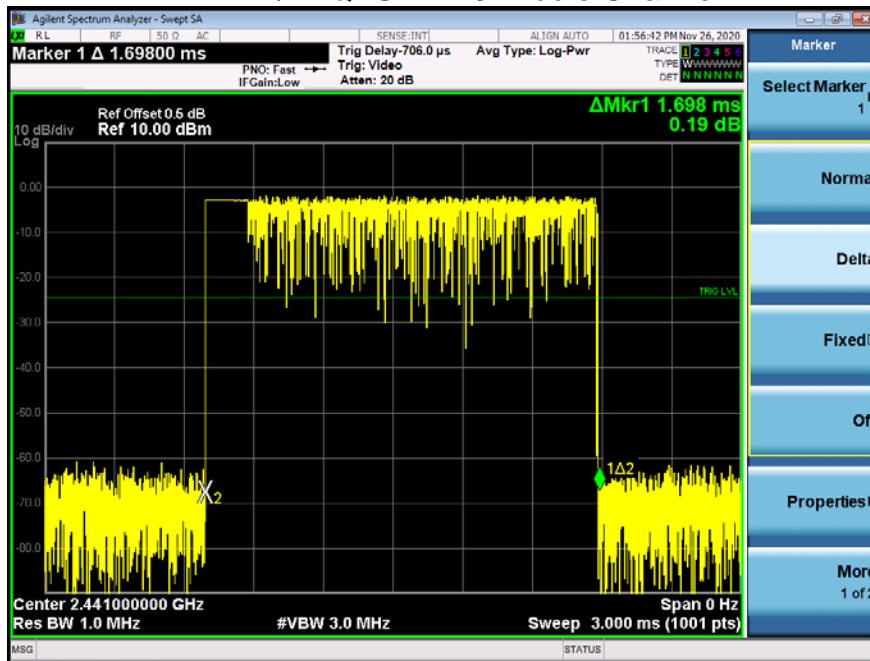


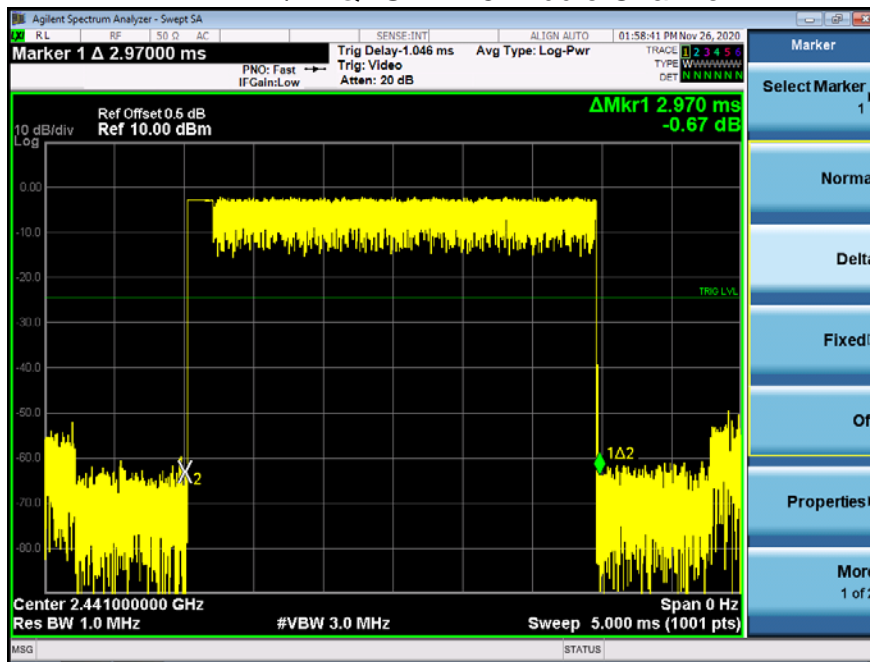
Pi/4DQPSK DH1 Middle Channel



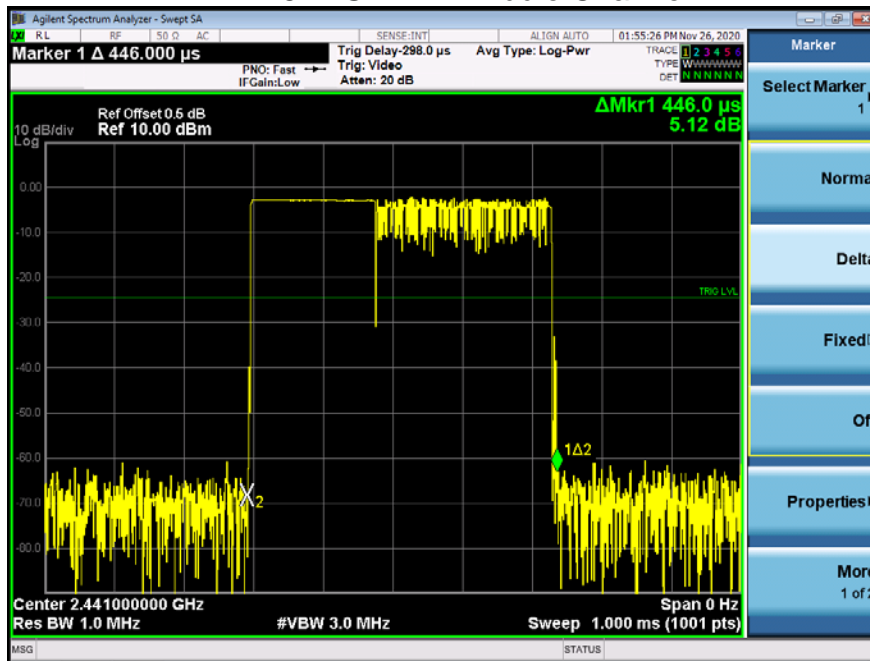
Pi/4DQPSK DH3 Middle Channel



Pi/4DQPSK DH5 Middle Channel



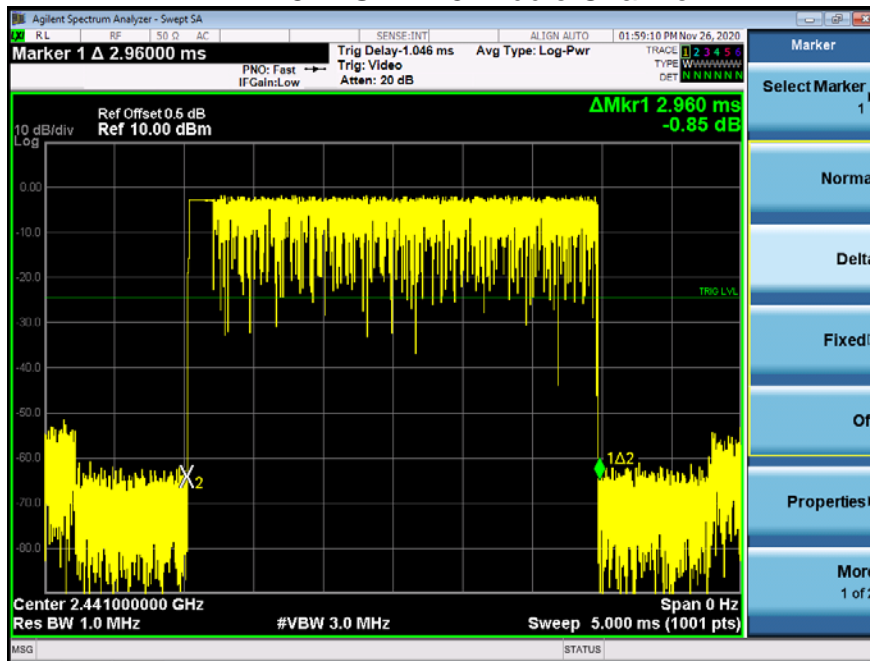
8DPSK DH1 Middle Channel



8DPSK DH3 Middle Channel



8DPSK DH5 Middle Channel




15. ANTENNA REQUIREMENT

15.1 Limit

15.203 requirement: For intentional device, according to 15.203: an intentional radiator shall be designed to ensure that no antenna other than that furnished by the responsible party shall be used with the device.

15.2 Test Result

The EUT antenna is PCB antenna, Antenna Gain is 0dBi, fulfill the requirement of this section.



16. EUT PHOTOGRAPHS

EUT Photo 1



EUT Photo 2



EUT Photo 3





17. EUT TEST SETUP PHOTOGRAPHS

Conducted emissions



Radiated Measurement Photos





STATEMENT

- 1.The equipment lists are traceable to the national reference standards.
- 2.The test report can not be partially copied unless prior written approval is issued from our lab.
- 3.The test report is invalid without stamp of laboratory.
- 4.The test report is invalid without signature of person(s) testing and authorizing.
- 5.The test process and test result is only related to the Unit Under Test.
- 6.The quality system of our laboratory is in accordance with ISO/IEC17025.
- 7.If there is any objection to report, the client should inform issuing laboratory within 15 days from the date of receiving test report.

Address:

1-2/F., East of B Building, Pengzhou Industrial Park, Fuyuan 1st Road, Qiaotou, Fuyong Street,
Bao'an District, Shenzhen, Guangdong, China

TEL : 400-788-9558

P.C.: 518103

FAX : 0755-33229357

Website : <http://www.bctc-lab.com>

E-Mail : bctc@bctc-lab.com.cn

***** END *****