

## UHF RFID Module

**JT-2850**



TEL: 86-755-86634280/23060115 Ext:812  
EMAIL: [sales01@jt-rfid.com](mailto:sales01@jt-rfid.com)  
WEB: [www.jt-reader.com](http://www.jt-reader.com)

FAX: 86-755-23067660  
SKYPE: Jietong-Margaret

## PRODUCT FEATURE:

JT-2850 is a UHF RFID module with low power:

Small size.

Support ISO18000-6C Gen 2 protocol

Low power output, less than 0.5W.

Working voltage range DC 5V/1A.

Can support UART and Wiegand 26/34 communication.

Small size, can built-in handheld device.

Easy operation, it will beep and LED flash when succeed reading.

With I-PEX interface, can reading up to 100cm.

TEL: 86-755-86634280/23060115 Ext:812  
EMAIL: [sales01@jt-rfid.com](mailto:sales01@jt-rfid.com)  
WEB: [www.jt-reader.com](http://www.jt-reader.com)

FAX: 86-755-23067660  
SKYPE: Jietong-Margaret

## SPECIFICATION:

Item No.	JT-2850
Performance parameters	
Working Frequency	902~928 MHz or 865~868MHz
Protocol	ISO18000-6C(EPC C1 GEN2)
Communication port	Two-way UART communication, one-way RS485 output, one-way RS232 output
Software & SDK	DEMO and C#, VC, VB, Java, DELPH, etc.,
RF power	17~20dBm
Operating power	+3.6V~+5.5V
Operating Current	Peak current 200mA
Reading range	Stable writing 80~100cm(With 40x40mm Ceramic Antenna)
Match Antenna	Ceramic Antenna (40x40mm) ANT Peak Gain: 3dBi
Physical parameters:	
Item size	41.5x25x3mm
Antenna port	IPEX
Working temperature	-20℃~+65℃
Storage temperature	-45℃~+95℃

## APPLICATION:

Can Insert to PAD, handheld device;

Asset management;

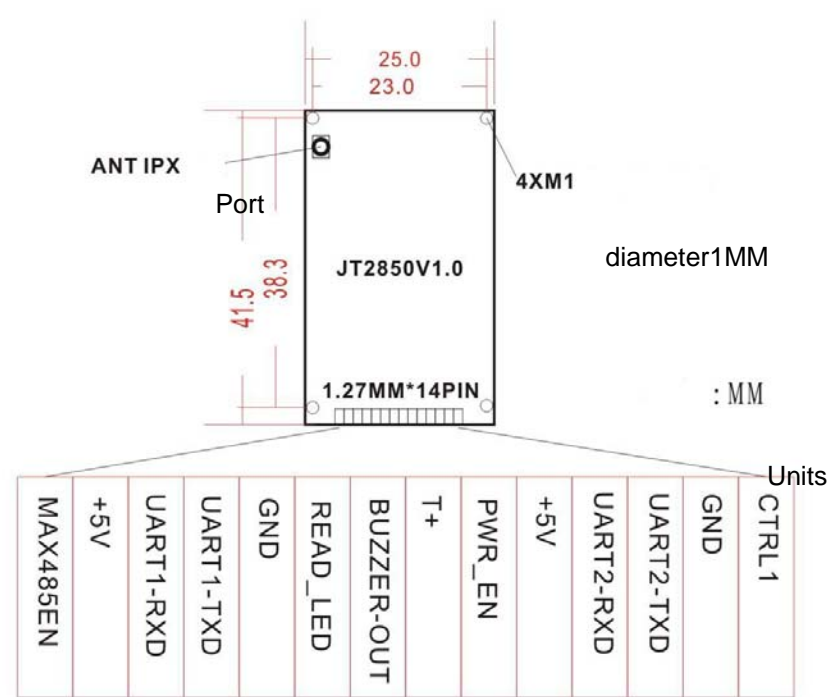
Staff management;

Tracking system;



TEL: 86-755-86634280/23060115 Ext:812  
EMAIL: [sales01@jt-rfid.com](mailto:sales01@jt-rfid.com)  
WEB: [www.jt-reader.com](http://www.jt-reader.com)

FAX: 86-755-23067660  
SKYPE: Jietong-Margaret

DIMENSION AND INTERFACE:



APPEARANCE OF ANTENNA



TEL: 86-755-86634280/23060115 Ext:812  
EMAIL: [sales01@jt-rfid.com](mailto:sales01@jt-rfid.com)  
WEB: [www.jt-reader.com](http://www.jt-reader.com)

FAX: 86-755-23067660  
SKYPE: Jietong-Margaret

## FCC STATEMENT

This equipment has been tested and found to comply with the limits for a Class B digital device, pursuant to Part 15 of the FCC Rules. These limits are designed to provide reasonable protection against harmful interference in a residential installation. This equipment generates, uses and can radiate radio frequency energy and, if not installed and used in accordance with the instructions, may cause harmful interference to radio communications. However, there is no guarantee that interference will not occur in a particular installation. If this equipment does cause harmful interference to radio or television reception, which can be determined by turning the equipment off and on, the user is encouraged to try to correct the interference by one of the following measures:

- Reorient or relocate the receiving antenna.
- Increase the separation between the equipment and receiver.
- Connect the equipment into an outlet on a circuit different from that to which the receiver is connected.
- Consult the dealer or an experienced radio/TV technician for help.

This device complies with Part 15 of the FCC Rules. Operation is subject to the following two conditions: (1) This device may not cause harmful interference, and (2) this device must accept any interference received, including interference that may cause undesired operation.

### FCC Caution:

Any changes or modifications not expressly approved by the party responsible for compliance could void the user's authority to operate this equipment.

### IMPORTANT NOTES

#### FCC Radiation Exposure Statement:

This equipment complies with FCC radiation exposure limits set forth for an uncontrolled environment. This equipment should be installed and operated with minimum distance 20cm between the radiator & your body.

#### Co-location warning:

This transmitter must not be co-located or operating in conjunction with any other antenna or transmitter.

#### OEM integration instructions:

This device is intended only for OEM integrators under the following conditions:

The antenna must be installed such that 20 cm is maintained between the antenna and users, and the transmitter module may not be co-located with any other transmitter or antenna. The module shall be only used with the external antenna(s) that has been originally tested and certified with this module.

As long as 3 conditions above are met, further transmitter test will not be required. However, the OEM integrator is still responsible for testing their end-product for any additional compliance requirements required with this module installed (for example, digital device emissions, PC peripheral requirements, etc.).

Validity of using the module certification:

In the event that these conditions cannot be met (for example certain laptop configurations or co-location with another transmitter), then the FCC authorization for this module in combination with the host equipment is no longer considered valid and the FCC ID of the module cannot be used on the final product. In these circumstances, the OEM integrator will be responsible for re-evaluating the end product (including the transmitter) and obtaining a separate FCC authorization.

End product labeling:

This transmitter module is authorized only for use in device where the antenna may be installed such that 20 cm may be maintained between the antenna and users. The final end product must be labeled in a visible area with the following: "Contains Transmitter Module FCC ID: 2AJPZ-JT-2850".

#### Information that must be placed in the end user manual:

The OEM integrator has to be aware not to provide information to the end user regarding how to install or remove this RF module in the user's manual of the end product which integrates this module. The end user manual shall include all required regulatory information/warning as show in this manual.

TEL: 86-755-86634280/23060115 Ext:812

EMAIL: [sales01@jt-rfid.com](mailto:sales01@jt-rfid.com)

WEB: [www.jt-reader.com](http://www.jt-reader.com)

FAX: 86-755-23067660

SKYPE: Jietong-Margaret