

## Appendix G. Photographs of EUT and SAR Setup




BUREAU  
VERITAS

## FCC SAR Test Report



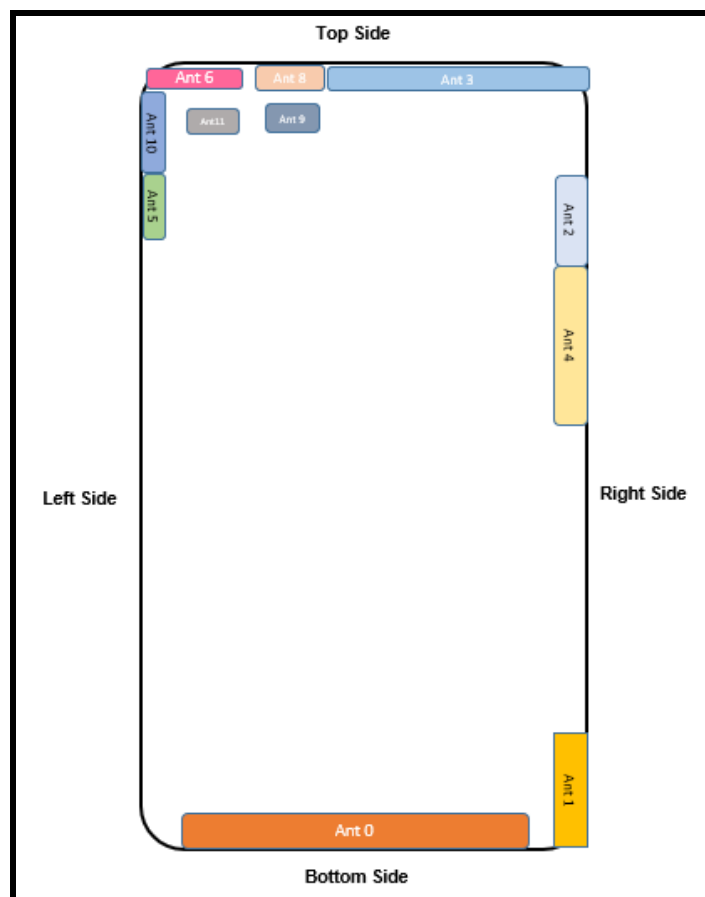
Certificate #6613.01

### <Photographs of EUT>





## <Antenna Location>



## <EUT Rear View>

The separation distance for antenna to edge:

Antenna	To Top Side (mm)	To Bottom Side (mm)	To Left Side (mm)	To Right Side (mm)
Antenna 0	158	0	8.7	8.7
Antenna 1	144	0	66.7	0
Antenna 2	13	128	73	0
Antenna 3	0	147	30	0
Antenna 4	32	86	73	0
Antenna 5	12	136	0	73
Antenna 6	0	158	0	55
Antenna 8	0	158	20	45
Antenna 9	4	150	13	45
Antenna 10	3	148	0	73
Antenna 11	5	152	17	58

Antenna	Support Band
Antenna 0	GSM850 WCDMA V LTE Band 5/7/12/13/17/71/38/41 NR Band n5/n7/n38/n41/n71
Antenna 1	GSM1900

	WCDMA II/IV LTE Band 2/4/25/26/66 NR Band n2/n25/n66
Antenna 2	NR Band n41/n77/n78
Antenna 3	GSM1900 WCDMA II/IV LTE Band 2/4/25/26/66 NR Band n2/n25/n66
Antenna 4	NR Band n77/n78
Antenna 5	NR Band n41/n77/n78
Antenna 6	NR Band n77/n78
Antenna 8	WLAN 5G/6G
Antenna 9	Bluetooth WLAN 2.4G
Antenna 10	Bluetooth WLAN 2.4G
Antenna 11	WLAN 5G/6G


### <Photographs of SAR Setup>




**Right Cheek  
(Head Mode)**



**Right Tilted  
(Head Mode)**



**Left Cheek  
(Head Mode)**




**Left Tilted  
(Head Mode)**




**Front Face of EUT with 1 cm Gap  
(Body Mode)**




**Rear Face of EUT with 1 cm Gap  
(Body Mode)**




**Left Side of EUT with 1 cm Gap  
(Body Mode)**



**Right Side of EUT with 1 cm Gap  
(Body Mode)**



**Top Side of EUT with 1 cm Gap  
(Body Mode)**



**Bottom Side of EUT with 1 cm Gap  
(Body Mode)**







**Front Face of EUT with 0 cm Gap  
(Extremity Mode)**




**Rear Face of EUT with 0 cm Gap  
(Extremity Mode)**




**Left Side of EUT with 0 cm Gap  
(Extremity Mode)**



**Right Side of EUT with 0 cm Gap  
(Extremity Mode)**



**Top Side of EUT with 0 cm Gap  
(Extremity Mode)**




**Bottom Side of EUT with 0 cm Gap  
(Extremity Mode)**



**Front Face of EUT with 1.3 cm Gap  
(Body Mode)**




**Front Face of EUT with 1.9 cm Gap  
(Body Mode)**



**Front Face of EUT with 2 cm Gap  
(Body Mode)**



**Rear Face of EUT with 1.7 cm Gap  
(Body Mode)**




**Rear Face of EUT with 2.2 cm Gap  
(Body Mode)**




**Rear Face of EUT with 2.4 cm Gap  
(Body Mode)**







**Left Side of EUT with 1.1 cm Gap  
(Body Mode)**



**Left Side of EUT with 2.1 cm Gap  
(Body Mode)**



**Left Side of EUT with 2.5 cm Gap  
(Body Mode)**



**Top Side of EUT with 2 cm Gap  
(Body Mode)**