
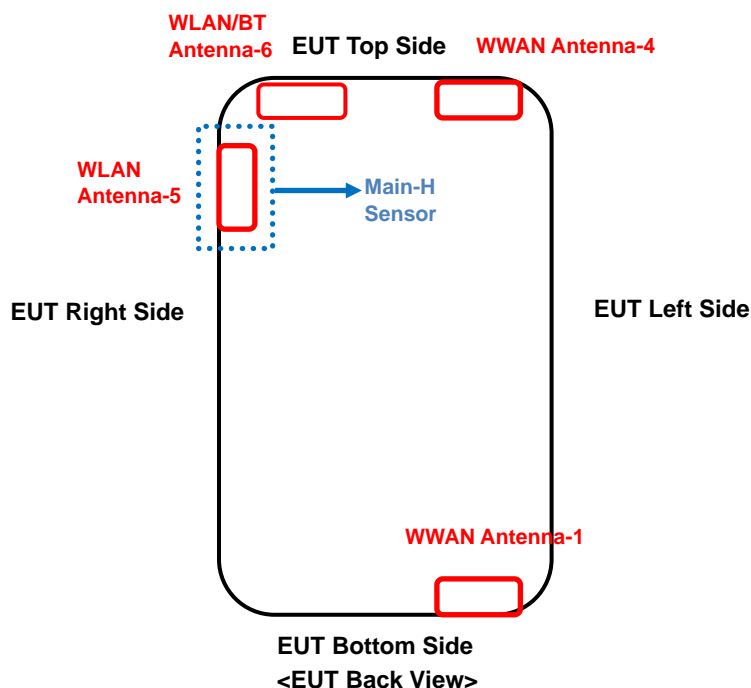


Appendix E. Photographs of EUT and Setup

<Photographs of EUT>



<Antenna Location>




The separation distance for antenna to edge:


Antenna	Overall diagonal(mm)	Display diagonal(mm)	To Left Side (mm)	To Right Side (mm)	To Top Side (mm)	To Bottom Side (mm)
WWAN Ant-1	172	163	0	72	158	0
WWAN Ant-4			0	72	0	158
WLAN Ant-5			72	0	6	152
WLAN/BT Ant6			72	0	0	158

Antenna	Supported bands
WWAN Antenna-1	GSM850, WCDMA V, LTE 5/12/13
WWAN Antenna-4	GSM1900, WCDMA II, LTE 2/4/66
WLAN Antenna-5	WLAN2.4G
WLAN/BT Antenna-6	WLAN5G, Bluetooth

<Photographs of SAR Setup>



Right Cheek



Right Tilted



Left Cheek




Left Tilted



Front Face of EUT with 1.1 cm Gap



Front Face of EUT with 1.0 cm Gap



Front Face of EUT with 0 cm Gap




Rear Face of EUT with 2.2 cm Gap



Rear Face of EUT with 1.0 cm Gap



Rear Face of EUT with 0 cm Gap




Left Side of EUT with 1.0 cm Gap




Left Side of EUT with 0 cm Gap




Right Side of EUT with 1.0 cm Gap



Right Side of EUT with 0 cm Gap




Top Side of EUT with 1.9 cm Gap



Top Side of EUT with 1.0 cm Gap



Top Side of EUT with 0 cm Gap



Bottom Side of EUT with 1.0 cm Gap