






SET-UP FOR CONDUCTED EMISSION TEST



SET-UP FOR RADIATED EMISSION TEST

Frequency Range < 30MHz ~1GHz >



Frequency Range < Above 1GHz >

