



The Photos of SAR test

No. I18Z62335-SEM03

For

HMD Global OY

Multi-band GSM/WCDMA/LTE phone with Bluetooth,WLAN GSM850,900, 1800,1900

WCDMA : 1, 5, 8 LTE : 1,3, 5,7,8,20,28,38,40,41(120MHz)mobile phone,Bluetooth

4.2,WIFI 802.11 b/g/n

Model name: TA-1150

With

Hardware Version: 89571_1_12

Software Version: 00XX_1_XXX

FCC ID: 2AJOTTA-1150

Issued Date: 2019-1-22



Note:

The test results in this test report relate only to the devices specified in this report. This report shall not be reproduced except in full without the written approval of CTTL.

The report must not be used by the client to claim product certification, approval, or endorsement by NVLAP, NIST, or any agency of the U.S.Government.

Test Laboratory:

CTTL, Telecommunication Technology Labs, CAICT

No. 51, Xueyuan Road, Haidian District, Beijing, P. R. China 100191.


Tel:+86(0)10-62304633-2512, Fax:+86(0)10-62304633-2504

Email: cttl_terminals@caict.ac.cn, website: www.caict.ac.cn


©Copyright. All rights reserved by CTTL.



Picture 1: Constituents of the sample




Picture 2: Left Hand Touch Cheek Position



Picture 3: Left Hand Tilt 15° Position




Picture 4: Right Hand Touch Cheek Position




Picture 5: Right Hand Tilt 15° Position

Test positions for body:


The Body SAR is tested at the following 6 test positions all with the distance =10mm or 15mm between the EUT and the phantom bottom:




Picture 6: Front with 10mm



Picture 7: Rear with 10mm




Picture 8: Left with 10mm




Picture 9: Right with 10mm




Picture 10: Top with 10mm




Picture 11: Bottom with 10mm




Picture 12: Front with 15mm




Picture 13: Rear with 15mm




Picture 14: Bottom with 15mm




Picture 15: Bottom with 10mm for Headset



Picture 16: Rear with 18mm for Headset



Picture 17: Right with 10mm for Headset



Picture 18: Front with 10mm for Headset



Picture 19: Top with 10mm for Headset