

HAC_E_Dipole_835_181018

DUT: HAC-Dipole 835 MHz

Communication System: CW; Frequency: 835 MHz; Duty Cycle: 1:1
 Medium: Air Medium parameters used: $\sigma = 0$ S/m, $\epsilon_r = 1$; $\rho = 0$ kg/m³
 Ambient Temperature : 23.5 °C

DASY5 Configuration:

- Probe: ER3DV6 - SN2358; ConvF(1, 1, 1); Calibrated: 2018/1/19;
- Sensor-Surface: (Fix Surface)
- Electronics: DAE4 Sn854; Calibrated: 2018/6/14
- Phantom: HAC Test Arch with AMCC; Type: SD HAC P01 BA;
- Measurement SW: DASY52, Version 52.10 (0); SEMCAD X Version 14.6.10 (7417)

E Scan - measurement distance from the probe sensor center to CD835 = 10mm & 15mm/Hearing Aid Compatibility Test at 15mm distance (41x361x1): Interpolated grid:

dx=0.5000 mm, dy=0.5000 mm

Device Reference Point: 0, 0, -6.3 mm

Reference Value = 127.6 V/m; Power Drift = -0.07 dB

PMR not calibrated. PMF = 1.000 is applied.

E-field emissions = 113.8 V/m

Average value of Total=(102+113.8) / 2 = 107.9 V/m

PMF scaled E-field

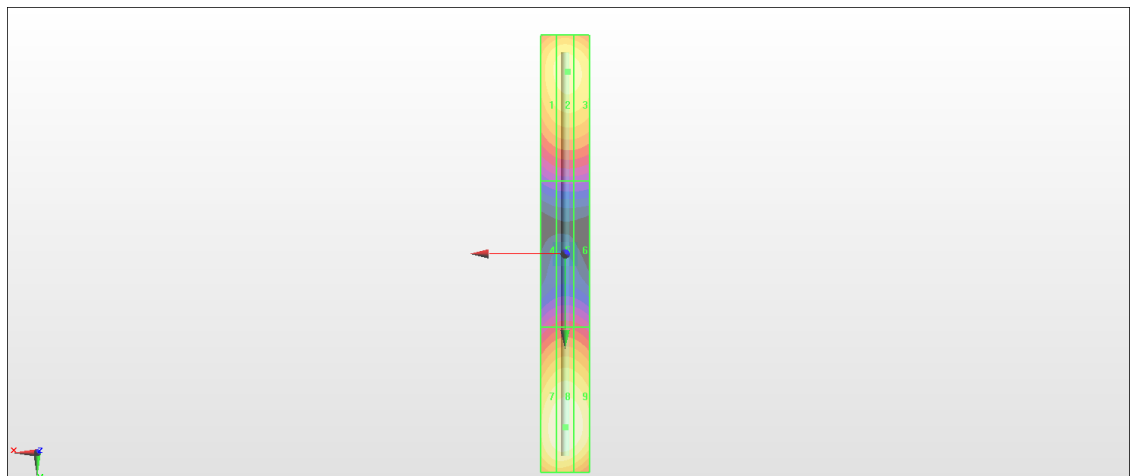
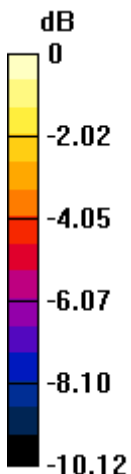
Grid 1 M4 99.36 V/m	Grid 2 M4 102.0 V/m	Grid 3 M4 101.0 V/m
Grid 4 M4 63.83 V/m	Grid 5 M4 65.04 V/m	Grid 6 M4 64.30 V/m
Grid 7 M4 111.8 V/m	Grid 8 M4 113.8 V/m	Grid 9 M4 111.9 V/m

Cursor:

Total = 113.8 V/m

E Category: M4

Location: 0, 71.5, 9.7 mm



0 dB = 113.8 V/m = 41.12 dBV/m

HAC_E_Dipole_1880_1801018

DUT: HAC Dipole 1880 MHz

Communication System: CW; Frequency: 1880 MHz; Duty Cycle: 1:1
 Medium: Air Medium parameters used: $\sigma = 0$ S/m, $\epsilon_r = 1$; $\rho = 0$ kg/m³
 Ambient Temperature : 23.5 °C

DASY5 Configuration:

- Probe: ER3DV6 - SN2358; ConvF(1, 1, 1); Calibrated: 2018/1/19;
- Sensor-Surface: (Fix Surface)
- Electronics: DAE4 Sn854; Calibrated: 2018/6/14
- Phantom: HAC Test Arch with AMCC; Type: SD HAC P01 BA;
- Measurement SW: DASY52, Version 52.10 (0); SEMCAD X Version 14.6.10 (7417)

E Scan - measurement distance from the probe sensor center to CD1880 = 10mm & 15mm/Hearing Aid Compatibility Test at 15mm distance (41x181x1): Interpolated grid:

dx=0.5000 mm, dy=0.5000 mm

Device Reference Point: 0, 0, -6.3 mm

Reference Value = 137.2 V/m; Power Drift = 0.01 dB

PMR not calibrated. PMF = 1.000 is applied.

E-field emissions = 89.97 V/m

Average value of Total=(85.87+89.97) / 2 = 87.92 V/m

PMF scaled E-field

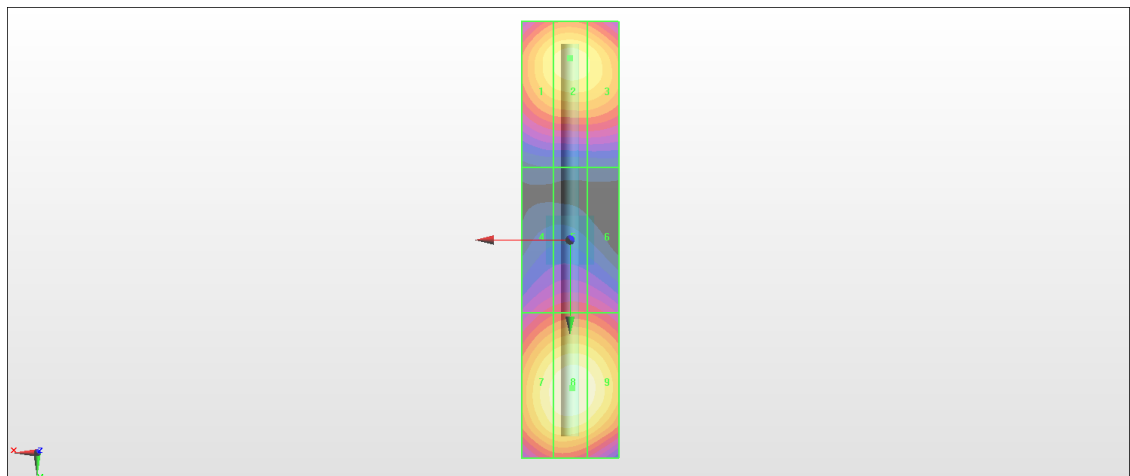
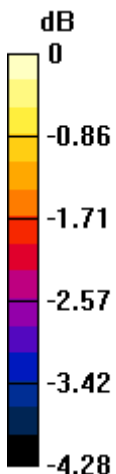
Grid 1 M3 84.36 V/m	Grid 2 M3 85.87 V/m	Grid 3 M3 84.78 V/m
Grid 4 M3 70.96 V/m	Grid 5 M3 72.29 V/m	Grid 6 M3 71.70 V/m
Grid 7 M3 87.99 V/m	Grid 8 M3 89.97 V/m	Grid 9 M3 88.82 V/m

Cursor:

Total = 89.97 V/m

E Category: M3

Location: -0.5, 30.5, 9.7 mm



0 dB = 89.97 V/m = 39.08 dBV/m

HAC_E_Dipole_2600_1801018

DUT: HAC Dipole 2600 MHz

Communication System: CW ; Frequency: 2600 MHz; Duty Cycle: 1:1

Medium: Air Medium parameters used: $\sigma = 0$ S/m, $\epsilon_r = 1$; $\rho = 0$ kg/m³

Ambient Temperature : 23.5 °C

DASY5 Configuration:

- Probe: ER3DV6 - SN2358; ConvF(1, 1, 1); Calibrated: 2018/1/19;
- Sensor-Surface: (Fix Surface)
- Electronics: DAE4 Sn854; Calibrated: 2018/6/14
- Phantom: HAC Test Arch with AMCC; Type: SD HAC P01 BA;
- Measurement SW: DASY52, Version 52.10 (0); SEMCAD X Version 14.6.10 (7417)

E Scan - measurement distance from the probe sensor center to CD2600 = 10mm & 15mm/Hearing Aid Compatibility Test at 15mm distance (41x181x1): Interpolated grid:

dx=0.5000 mm, dy=0.5000 mm

Device Reference Point: 0, 0, -6.3 mm

Reference Value = 76.42 V/m; Power Drift = 0.03 dB

PMR not calibrated. PMF = 1.000 is applied.

E-field emissions = 96.70 V/m

Average value of Total=(88.18+96.7) / 2 = 92.44 V/m

PMF scaled E-field

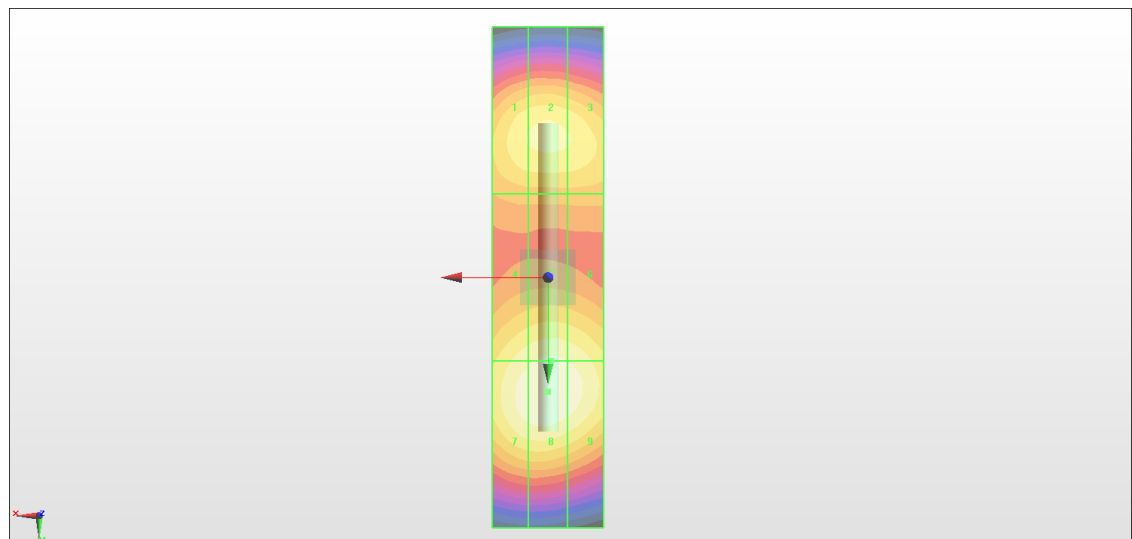
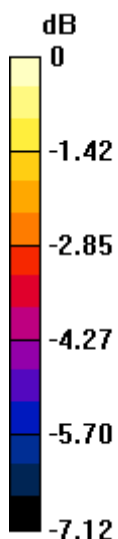
Grid 1 M3 86.98 V/m	Grid 2 M3 88.18 V/m	Grid 3 M3 87.09 V/m
Grid 4 M3 90.60 V/m	Grid 5 M3 92.83 V/m	Grid 6 M3 91.62 V/m
Grid 7 M3 94.81 V/m	Grid 8 M3 96.70 V/m	Grid 9 M3 94.91 V/m

Cursor:

Total = 96.70 V/m

E Category: M3

Location: 0, 20.5, 9.7 mm



0 dB = 96.70 V/m = 39.71 dBV/m