



# FCC SAR TEST REPORT

FCC ID : 2AJOTTA-1108  
Equipment : Smart Phone  
Brand Name : NOKIA  
Model Name : TA-1108  
Applicant : HMD Global Oy  
Bertel Jungin aukio 9, 02600 Espoo, Finland  
Manufacturer : HMD Global Oy  
Bertel Jungin aukio 9, 02600 Espoo, Finland  
Standard : FCC 47 CFR Part 2 (2.1093)  
ANSI/IEEE C95.1-1992  
IEEE 1528-2013

The product was received on Apr. 30, 2018 and testing was started from Nov. 05, 2018 and completed on Nov. 12, 2018. We, SPORTON INTERNATIONAL INC., would like to declare that the tested sample has been evaluated in accordance with the test procedures and has been in compliance with the applicable technical standards.

The report must not be used by the client to claim product certification, approval, or endorsement by TAF or any agency of government.

The test results in this variant report apply exclusively to the tested model / sample. Without written approval of SPORTON INTERNATIONAL INC. EMC & Wireless Communications Laboratory, the test report shall not be reproduced except in full.



Approved by: Cona Huang / Deputy Manager

**SPORTON INTERNATIONAL INC. EMC & Wireless Communications Laboratory**  
No. 52, Huaya 1st Rd., Guishan Dist., Taoyuan City, Taiwan (R.O.C.)



## Table of Contents

|   |           |
|---|-----------|
| <b>1. Statement of Compliance .....</b>                     | <b>4</b>  |
| <b>2. Guidance Applied.....</b>                             | <b>4</b>  |
| <b>3. Equipment Under Test (EUT) Information .....</b>      | <b>5</b>  |
| 3.1 General Information .....                               | 5         |
| 3.2 General LTE SAR Test and Reporting Considerations ..... | 6         |
| <b>4. RF Exposure Limits.....</b>                           | <b>7</b>  |
| 4.1 Uncontrolled Environment.....                           | 7         |
| 4.2 Controlled Environment.....                             | 7         |
| <b>5. Specific Absorption Rate (SAR).....</b>               | <b>8</b>  |
| 5.1 Introduction .....                                      | 8         |
| 5.2 SAR Definition.....                                     | 8         |
| <b>6. System Description and Setup .....</b>                | <b>9</b>  |
| 6.1 E-Field Probe .....                                     | 10        |
| 6.2 Data Acquisition Electronics (DAE) .....                | 10        |
| 6.3 Phantom.....  | 11        |
| 6.4 Device Holder.....                                      | 12        |
| <b>7. Measurement Procedures .....</b>                      | <b>13</b> |
| 7.1 Spatial Peak SAR Evaluation.....                        | 13        |
| 7.2 Power Reference Measurement.....                        | 14        |
| 7.3 Area Scan .....   | 14        |
| 7.4 Zoom Scan.....  | 15        |
| 7.5 Volume Scan Procedures.....                             | 15        |
| 7.6 Power Drift Monitoring.....                             | 15        |
| <b>8. Test Equipment List.....</b>                          | <b>16</b> |
| <b>9. System Verification .....</b>                         | <b>17</b> |
| 9.1 Tissue Simulating Liquids.....                          | 17        |
| 9.2 Tissue Verification .....                               | 18        |
| 9.3 System Performance Check Results.....                   | 19        |
| <b>10. RF Exposure Positions .....</b>                      | <b>20</b> |
| 10.1 Ear and handset reference point .....                  | 20        |
| 10.2 Definition of the cheek position .....                 | 21        |
| 10.3 Definition of the tilt position .....                  | 22        |
| 10.4 Body Worn Accessory .....                              | 23        |
| 10.5 Wireless Router.....                                   | 23        |
| <b>11. Conducted RF Output Power (Unit: dBm).....</b>       | <b>24</b> |
| <b>12. Bluetooth Exclusions Applied .....</b>               | <b>44</b> |
| <b>13. Antenna Location .....</b>                           | <b>45</b> |
| <b>14. SAR Test Results .....</b>                           | <b>46</b> |
| 14.1 Head SAR .....   | 48        |
| 14.2 Hotspot SAR .....                                      | 51        |
| 14.3 Body Worn Accessory SAR.....                           | 54        |
| 14.4 Repeated SAR Measurement .....                         | 55        |
| <b>15. Simultaneous Transmission Analysis .....</b>         | <b>56</b> |
| 15.1 Head Exposure Conditions .....                         | 57        |
| 15.2 Hotspot Exposure Conditions.....                       | 58        |
| 15.3 Body-Worn Accessory Exposure Conditions .....          | 59        |
| <b>16. Uncertainty Assessment .....</b>                     | <b>60</b> |
| <b>17. References.....</b>                                  | <b>60</b> |
| <b>Appendix A. Plots of System Performance Check</b>        |           |
| <b>Appendix B. Plots of High SAR Measurement</b>            |           |
| <b>Appendix C. DASY Calibration Certificate</b>             |           |
| <b>Appendix D. Test Setup Photos</b>                        |           |



## History of this test report

| Report No.  | Version | Description             | Issued Date   |
|-------------|---------|-------------------------|---------------|
| FA843024-03 | 01      | Initial issue of report | Nov. 20, 2018 |
|             |         |                         |               |
|             |         |                         |               |
|             |         |                         |               |
|             |         |                         |               |
|             |         |                         |               |
|             |         |                         |               |
|             |         |                         |               |
|             |         |                         |               |
|             |         |                         |               |
|             |         |                         |               |
|             |         |                         |               |
|             |         |                         |               |
|             |         |                         |               |
|             |         |                         |               |

## 1. Statement of Compliance

The maximum results of Specific Absorption Rate (SAR) found during testing for **HMD Global Oy, Smart Phone, TA-1108**, are as follows.

| Equipment Class  | Frequency Band | Highest SAR Summary      |                                |                              | Highest Simultaneous Transmission<br>1g SAR (W/kg) |
|------------------|----------------|--------------------------|--------------------------------|------------------------------|--|
|                  |                | Head<br>(Separation 0mm) | Body-worn<br>(Separation 15mm) | Hotspot<br>(Separation 10mm) |  |
|                  |                | 1g SAR (W/kg)            |                                |                              |  |
| Licensed         | GSM850         | 0.77                     | 0.40                           | 0.54                         | 1.26   |
|                  | GSM1900        | 0.06                     | 0.43                           | 1.00                         |  |
|                  | WCDMA II       | 0.18                     | 1.14                           | 1.18                         |  |
|                  | WCDMA V        | 1.01                     | 0.46                           | 0.60                         |  |
|                  | LTE Band 5     | 0.78                     | 0.40                           | 0.48                         |  |
|                  | LTE Band 7     | 0.23                     | 0.50                           | 1.13                         |  |
|                  | LTE Band 38    | 0.20                     | 0.32                           | 0.60                         |  |
| DTS              | 2.4GHz WLAN    | 0.26                     | 0.08                           | 0.13                         | 1.26   |
| NII              | 5GHz WLAN      | 0.33                     | 0.03                           | 0.04                         | 1.26   |
| Date of Testing: |                | 2018/11/5 ~ 2018/11/12   |                                |                              |  |

Sporton Lab is accredited to ISO 17025 by Taiwan Accreditation Foundation (TAF code: 1190) and the FCC designation No. TW1190 under the FCC 2.948(e) by Mutual Recognition Agreement (MRA) in FCC test. This device is in compliance with Specific Absorption Rate (SAR) for general population/uncontrolled exposure limits (1.6 W/kg) specified in FCC 47 CFR part 2 (2.1093) and ANSI/IEEE C95.1-1992, and had been tested in accordance with the measurement methods and procedures specified in IEEE 1528-2013 and FCC KDB publications

**Reviewed by: Jason Wang**  
**Report Producer: Daisy Peng**

## 2. Guidance Applied

The Specific Absorption Rate (SAR) testing specification, method, and procedure for this device is in accordance with the following standards:

- FCC 47 CFR Part 2 (2.1093)
- ANSI/IEEE C95.1-1992
- IEEE 1528-2013
- FCC KDB 865664 D01 SAR Measurement 100 MHz to 6 GHz v01r04
- FCC KDB 865664 D02 SAR Reporting v01r02
- FCC KDB 447498 D01 General RF Exposure Guidance v06
- FCC KDB 648474 D04 SAR Evaluation Considerations for Wireless Handsets v01r03
- FCC KDB 248227 D01 802.11 Wi-Fi SAR v02r02
- FCC KDB 941225 D01 3G SAR Procedures v03r01
- FCC KDB 941225 D05 SAR for LTE Devices v02r05
- FCC KDB 941225 D06 Hotspot Mode SAR v02r01

### **3. Equipment Under Test (EUT) Information**

#### **3.1 General Information**

| Product Feature & Specification   |   |
|---|---|
| Equipment Name  | Smart Phone   |
| Brand Name  | NOKIA   |
| Model Name  | TA-1108   |
| FCC ID  | 2AJOTTA-1108  |
| IMEI Code   | 356930090003722   |
| Wireless Technology and Frequency Range   | GSM850: 824.2 MHz ~ 848.8 MHz<br>GSM1900: 1850.2 MHz ~ 1909.8 MHz<br>WCDMA Band II: 1852.4 MHz ~ 1907.6 MHz<br>WCDMA Band V: 826.4 MHz ~ 846.6 MHz<br>LTE Band 5: 824.7 MHz ~ 848.3 MHz<br>LTE Band 7: 2502.5 MHz ~ 2567.5 MHz<br>LTE Band 38: 2572.5 MHz ~ 2617.5 MHz<br>WLAN 2.4GHz Band: 2412 MHz ~ 2462 MHz<br>WLAN 5.2GHz Band: 5180 MHz ~ 5240 MHz<br>WLAN 5.3GHz Band: 5260 MHz ~ 5320 MHz<br>WLAN 5.5GHz Band: 5500 MHz ~ 5700 MHz<br>WLAN 5.8GHz Band: 5745 MHz ~ 5825 MHz<br>Bluetooth: 2402 MHz ~ 2480 MHz |
| Mode  | GSM/GPRS/EGPRS<br>RMC/AMR 12.2Kbps<br>HSDPA<br>HSUPA<br>DC-HSDPA<br>LTE: QPSK, 16QAM<br>WLAN 2.4GHz : 802.11b/g/n HT20/HT40<br>WLAN 5GHz : 802.11a/n/ac HT20/HT40/VHT20/VHT40/VHT80<br>Bluetooth BR/EDR/LE  |
| HW Version  | 3.0   |
| SW Version  | 000C_1_130  |
| GSM / (E)GPRS Transfer mode   | Class B – EUT cannot support Packet Switched and Circuit Switched Network simultaneously but can automatically switch between Packet and Circuit Switched Network.  |
| EUT Stage   | Identical Prototype   |
| <b>Remark:</b><br>1. This device has two antennas. The Primary Cellular Antenna (LAT) is location on the bottom edge of the device and the Secondary Cellular Antenna (UAT) is location on the top edge of the device.<br>1. This device WLAN 2.4GHz / 5.2GHz / 5.8GHz supports Hotspot operation and Bluetooth support tethering applications.<br>2. When hotspot mode is enabled, power reduction will be activated to limit the maximum power of GSM1900 and WCDMA B2. |   |

### 3.2 General LTE SAR Test and Reporting Considerations

| Summarized necessary items addressed in KDB 941225 D05 v02r05           |  |   |                  |             |                  |             |                  |             |
|---|--|---|------------------|-------------|------------------|-------------|------------------|-------------|
| FCC ID  | 2AJOTTA-1108   |   |                  |             |                  |             |                  |             |
| Equipment Name  | Smart Phone  |   |                  |             |                  |             |                  |             |
| Operating Frequency Range of each LTE transmission band                 | LTE Band 5: 824.7 MHz ~ 848.3 MHz<br>LTE Band 7: 2502.5 MHz ~ 2567.5 MHz<br>LTE Band 38: 2572.5 MHz ~ 2617.5 MHz   |   |                  |             |                  |             |                  |             |
| Channel Bandwidth   | LTE Band 05:1.4MHz, 3MHz, 5MHz, 10MHz<br>LTE Band 07: 5MHz, 10MHz, 15MHz, 20MHz<br>LTE Band 38: 5MHz, 10MHz, 15MHz, 20MHz  |   |                  |             |                  |             |                  |             |
| uplink modulations used   | QPSK / 16QAM   |   |                  |             |                  |             |                  |             |
| LTE Voice / Data requirements   | Data only  |   |                  |             |                  |             |                  |             |
| LTE MPR permanently built-in by design                                  | Table 6.2.3-1: Maximum Power Reduction (MPR) for Power Class 1, 2 and 3  |   |                  |             |                  |             |                  |             |
|   | Modulation   | Channel bandwidth / Transmission bandwidth (N <sub>RB</sub> ) |                  |             |                  |             |                  | MPR (dB)    |
|   |  | 1.4 MHz   | 3.0 MHz          | 5 MHz       | 10 MHz           | 15 MHz      | 20 MHz           |             |
|   | QPSK   | > 5   | > 4              | > 8         | > 12             | > 16        | > 18             | ≤ 1         |
|   | 16 QAM   | ≤ 5   | ≤ 4              | ≤ 8         | ≤ 12             | ≤ 16        | ≤ 18             | ≤ 1         |
|   | 16 QAM   | > 5   | > 4              | > 8         | > 12             | > 16        | > 18             | ≤ 2         |
|   | 64 QAM   | ≤ 5   | ≤ 4              | ≤ 8         | ≤ 12             | ≤ 16        | ≤ 18             | ≤ 2         |
|   | 64 QAM   | > 5   | > 4              | > 8         | > 12             | > 16        | > 18             | ≤ 3         |
| 256 QAM   | ≥ 1  |   |                  |             |                  |             | ≤ 5              |             |
| LTE A-MPR   | In the base station simulator configuration, Network Setting value is set to NS_01 to disable A-MPR during SAR testing and the LTE SAR tests was transmitting on all TTI frames (Maximum TTI)          |   |                  |             |                  |             |                  |             |
| Spectrum plots for RB configuration                                     | A properly configured base station simulator was used for the SAR and power measurement; therefore, spectrum plots for each RB allocation and offset configuration are not included in the SAR report. |   |                  |             |                  |             |                  |             |
| Transmission (H, M, L) channel numbers and frequencies in each LTE band |  |   |                  |             |                  |             |                  |             |
| LTE Band 5  |  |   |                  |             |                  |             |                  |             |
|   | Bandwidth 1.4 MHz  |   | Bandwidth 3 MHz  |             | Bandwidth 5 MHz  |             | Bandwidth 10 MHz |             |
|   | Ch. #  | Freq. (MHz)   | Ch. #            | Freq. (MHz) | Ch. #            | Freq. (MHz) | Ch. #            | Freq. (MHz) |
| L   | 20407  | 824.7   | 20415            | 825.5       | 20425            | 826.5       | 20450            | 829         |
| M   | 20525  | 836.5   | 20525            | 836.5       | 20525            | 836.5       | 20525            | 836.5       |
| H   | 20643  | 848.3   | 20635            | 847.5       | 20625            | 846.5       | 20600            | 844         |
| LTE Band 7  |  |   |                  |             |                  |             |                  |             |
|   | Bandwidth 5 MHz  |   | Bandwidth 10 MHz |             | Bandwidth 15 MHz |             | Bandwidth 20 MHz |             |
|   | Ch. #  | Freq. (MHz)   | Ch. #            | Freq. (MHz) | Ch. #            | Freq. (MHz) | Ch. #            | Freq. (MHz) |
| L   | 20775  | 2502.5  | 20800            | 2505        | 20825            | 2507.5      | 20850            | 2510        |
| M   | 21100  | 2535  | 21100            | 2535        | 21100            | 2535        | 21100            | 2535        |
| H   | 21425  | 2567.5  | 21400            | 2565        | 21375            | 2562.5      | 21350            | 2560        |
| LTE Band 38   |  |   |                  |             |                  |             |                  |             |
|   | Bandwidth 5 MHz  |   | Bandwidth 10 MHz |             | Bandwidth 15 MHz |             | Bandwidth 20 MHz |             |
|   | Ch. #  | Freq. (MHz)   | Ch. #            | Freq. (MHz) | Ch. #            | Freq. (MHz) | Ch. #            | Freq. (MHz) |
| L   | 37775  | 2572.5  | 37800            | 2575        | 37825            | 2577.5      | 37850            | 2580        |
| M   | 38000  | 2595  | 38000            | 2595        | 38000            | 2595        | 38000            | 2595        |
| H   | 38225  | 2617.5  | 38200            | 2615        | 38175            | 2612.5      | 38150            | 2610        |

## **4. RF Exposure Limits**

### **4.1 Uncontrolled Environment**

Uncontrolled Environments are defined as locations where there is the exposure of individuals who have no knowledge or control of their exposure. The general population/uncontrolled exposure limits are applicable to situations in which the general public may be exposed or in which persons who are exposed as a consequence of their employment may not be made fully aware of the potential for exposure or cannot exercise control over their exposure. Members of the general public would come under this category when exposure is not employment-related; for example, in the case of a wireless transmitter that exposes persons in its vicinity.

### **4.2 Controlled Environment**

Controlled Environments are defined as locations where there is exposure that may be incurred by persons who are aware of the potential for exposure, (i.e. as a result of employment or occupation). In general, occupational/controlled exposure limits are applicable to situations in which persons are exposed as a consequence of their employment, who have been made fully aware of the potential for exposure and can exercise control over their exposure. The exposure category is also applicable when the exposure is of a transient nature due to incidental passage through a location where the exposure levels may be higher than the general population/uncontrolled limits, but the exposed person is fully aware of the potential for exposure and can exercise control over his or her exposure by leaving the area or by some other appropriate means.

**Limits for Occupational/Controlled Exposure (W/kg)**

| Whole-Body | Partial-Body | Hands, Wrists, Feet and Ankles |
|------------|--------------|--------------------------------|
| 0.4        | 8.0          | 20.0                           |

**Limits for General Population/Uncontrolled Exposure (W/kg)**

| Whole-Body | Partial-Body | Hands, Wrists, Feet and Ankles |
|------------|--------------|--------------------------------|
| 0.08       | 1.6          | 4.0                            |

1. Whole-Body SAR is averaged over the entire body, partial-body SAR is averaged over any 1gram of tissue defined as a tissue volume in the shape of a cube. SAR for hands, wrists, feet and ankles is averaged over any 10 grams of tissue defined as a tissue volume in the shape of a cube.

## **5. Specific Absorption Rate (SAR)**

### **5.1 Introduction**

SAR is related to the rate at which energy is absorbed per unit mass in an object exposed to a radio field. The SAR distribution in a biological body is complicated and is usually carried out by experimental techniques or numerical modeling. The standard recommends limits for two tiers of groups, occupational/controlled and general population/uncontrolled, based on a person's awareness and ability to exercise control over his or her exposure. In general, occupational/controlled exposure limits are higher than the limits for general population/uncontrolled.

### **5.2 SAR Definition**

The SAR definition is the time derivative (rate) of the incremental energy (dW) absorbed by (dissipated in) an incremental mass (dm) contained in a volume element (dv) of a given density (ρ). The equation description is as below:

$$SAR = \frac{d}{dt} \left( \frac{dW}{dm} \right) = \frac{d}{dt} \left( \frac{dW}{\rho dv} \right)$$

SAR is expressed in units of Watts per kilogram (W/kg)

$$SAR = \frac{\sigma |E|^2}{\rho}$$

Where: σ is the conductivity of the tissue, ρ is the mass density of the tissue and E is the RMS electrical field strength.



## 6. System Description and Setup

**The DASY system used for performing compliance tests consists of the following items:**




- A standard high precision 6-axis robot with controller, teach pendant and software. An arm extension for accommodating the data acquisition electronics (DAE).
- An isotropic Field probe optimized and calibrated for the targeted measurement.
- A data acquisition electronics (DAE) which performs the signal amplification, signal multiplexing, AD-conversion, offset measurements, mechanical surface detection, collision detection, etc. The unit is battery powered with standard or rechargeable batteries. The signal is optically transmitted to the EOC.
- The Electro-optical converter (EOC) performs the conversion from optical to electrical signals for the digital communication to the DAE. To use optical surface detection, a special version of the EOC is required. The EOC signal is transmitted to the measurement server.
- The function of the measurement server is to perform the time critical tasks such as signal filtering, control of the robot operation and fast movement interrupts.
- The Light Beam used is for probe alignment. This improves the (absolute) accuracy of the probe positioning.
- A computer running WinXP or Win7 and the DASY5 software.
- Remote control and teach pendant as well as additional circuitry for robot safety such as warning lamps, etc.
- The phantom, the device holder and other accessories according to the targeted measurement.


## 6.1 E-Field Probe

The SAR measurement is conducted with the dosimetric probe (manufactured by SPEAG). The probe is specially designed and calibrated for use in liquid with high permittivity. The dosimetric probe has special calibration in liquid at different frequency. This probe has a built in optical surface detection system to prevent from collision with phantom.

### <ES3DV3 Probe>

|                      |  |  |
|----------------------|--|--|
| <b>Construction</b>  | Symmetric design with triangular core<br>Interleaved sensors<br>Built-in shielding against static charges<br>PEEK enclosure material (resistant to organic solvents, e.g., DGBE) |  |
| <b>Frequency</b>     | 10 MHz – 4 GHz;<br>Linearity: $\pm 0.2$ dB (30 MHz – 4 GHz)  |  |
| <b>Directivity</b>   | $\pm 0.2$ dB in TSL (rotation around probe axis)<br>$\pm 0.3$ dB in TSL (rotation normal to probe axis)  |  |
| <b>Dynamic Range</b> | 5 $\mu$ W/g – >100 mW/g;<br>Linearity: $\pm 0.2$ dB  |  |
| <b>Dimensions</b>    | Overall length: 337 mm (tip: 20 mm)<br>Tip diameter: 3.9 mm (body: 12 mm)<br>Distance from probe tip to dipole centers: 3.0 mm   |  |

### <EX3DV4 Probe>

|                      |   |   |
|----------------------|---|---|
| <b>Construction</b>  | Symmetric design with triangular core<br>Built-in shielding against static charges<br>PEEK enclosure material (resistant to organic solvents, e.g., DGBE) |  |
| <b>Frequency</b>     | 10 MHz – >6 GHz<br>Linearity: $\pm 0.2$ dB (30 MHz – 6 GHz)   |   |
| <b>Directivity</b>   | $\pm 0.3$ dB in TSL (rotation around probe axis)<br>$\pm 0.5$ dB in TSL (rotation normal to probe axis)   |   |
| <b>Dynamic Range</b> | 10 $\mu$ W/g – >100 mW/g<br>Linearity: $\pm 0.2$ dB (noise: typically <1 $\mu$ W/g)   |   |
| <b>Dimensions</b>    | Overall length: 337 mm (tip: 20 mm)<br>Tip diameter: 2.5 mm (body: 12 mm)<br>Typical distance from probe tip to dipole centers: 1 mm                      |   |

## 6.2 Data Acquisition Electronics (DAE)

The data acquisition electronics (DAE) consists of a highly sensitive electrometer-grade preamplifier with auto-zeroing, a channel and gain-switching multiplexer, a fast 16 bit AD-converter and a command decoder and control logic unit. Transmission to the measurement server is accomplished through an optical downlink for data and status information as well as an optical uplink for commands and the clock.


The input impedance of the DAE is 200 MOhm; the inputs are symmetrical and floating. Common mode rejection is above 80 dB.



**Fig 5.1 Photo of DAE**


### 6.3 Phantom

#### <SAM Twin Phantom>

|                          |   |  |
|--------------------------|---|--|
| <b>Shell Thickness</b>   | 2 ± 0.2 mm;<br>Center ear point: 6 ± 0.2 mm             |  |
| <b>Filling Volume</b>    | Approx. 25 liters                                       |  |
| <b>Dimensions</b>        | Length: 1000 mm; Width: 500 mm; Height: adjustable feet |  |
| <b>Measurement Areas</b> | Left Hand, Right Hand, Flat Phantom                     |  |

The bottom plate contains three pair of bolts for locking the device holder. The device holder positions are adjusted to the standard measurement positions in the three sections. A white cover is provided to tap the phantom during off-periods to prevent water evaporation and changes in the liquid parameters. On the phantom top, three reference markers are provided to identify the phantom position with respect to the robot.

#### <ELI Phantom>

|                        |  |   |
|------------------------|--|---|
| <b>Shell Thickness</b> | 2 ± 0.2 mm (sagging: <1%)                        |  |
| <b>Filling Volume</b>  | Approx. 30 liters                                |   |
| <b>Dimensions</b>      | Major ellipse axis: 600 mm<br>Minor axis: 400 mm |   |

The ELI phantom is intended for compliance testing of handheld and body-mounted wireless devices in the frequency range of 30 MHz to 6 GHz. ELI4 is fully compatible with standard and all known tissue simulating liquids.

## **6.4 Device Holder**

### **<Mounting Device for Hand-Held Transmitter>**

In combination with the Twin SAM V5.0/V5.0c or ELI phantoms, the Mounting Device for Hand-Held Transmitters enables rotation of the mounted transmitter device to specified spherical coordinates. At the heads, the rotation axis is at the ear opening. Transmitter devices can be easily and accurately positioned according to IEC 62209-1, IEEE 1528, FCC, or other specifications. The device holder can be locked for positioning at different phantom sections (left head, right head, flat). And upgrade kit to Mounting Device to enable easy mounting of wider devices like big smart-phones, e-books, small tablets, etc. It holds devices with width up to 140 mm.



Mounting Device for Hand-Held Transmitters



Mounting Device Adaptor for Wide-Phones

### **<Mounting Device for Laptops and other Body-Worn Transmitters>**

The extension is lightweight and made of POM, acrylic glass and foam. It fits easily on the upper part of the mounting device in place of the phone positioned. The extension is fully compatible with the SAM Twin and ELI phantoms.



Mounting Device for Laptops

## **7. Measurement Procedures**

The measurement procedures are as follows:

### <Conducted power measurement>

- (a) For WWAN power measurement, use base station simulator to configure EUT WWAN transmission in conducted connection with RF cable, at maximum power in each supported wireless interface and frequency band.
- (b) Read the WWAN RF power level from the base station simulator.
- (c) For WLAN/BT power measurement, use engineering software to configure EUT WLAN/BT continuously transmission, at maximum RF power in each supported wireless interface and frequency band
- (d) Connect EUT RF port through RF cable to the power meter, and measure WLAN/BT output power

### <SAR measurement>

- (a) Use base station simulator to configure EUT WWAN transmission in radiated connection, and engineering software to configure EUT WLAN/BT continuously transmission, at maximum RF power, in the highest power channel.
- (b) Place the EUT in the positions as Appendix D demonstrates.
- (c) Set scan area, grid size and other setting on the DASY software.
- (d) Measure SAR results for the highest power channel on each testing position.
- (e) Find out the largest SAR result on these testing positions of each band
- (f) Measure SAR results for other channels in worst SAR testing position if the reported SAR of highest power channel is larger than 0.8 W/kg

According to the test standard, the recommended procedure for assessing the peak spatial-average SAR value consists of the following steps:

- (a) Power reference measurement
- (b) Area scan
- (c) Zoom scan
- (d) Power drift measurement

### **7.1 Spatial Peak SAR Evaluation**

The procedure for spatial peak SAR evaluation has been implemented according to the test standard. It can be conducted for 1g and 10g, as well as for user-specific masses. The DASY software includes all numerical procedures necessary to evaluate the spatial peak SAR value.

The base for the evaluation is a "cube" measurement. The measured volume must include the 1g and 10g cubes with the highest averaged SAR values. For that purpose, the center of the measured volume is aligned to the interpolated peak SAR value of a previously performed area scan.

The entire evaluation of the spatial peak values is performed within the post-processing engine (SEMCAD). The system always gives the maximum values for the 1g and 10g cubes. The algorithm to find the cube with highest averaged SAR is divided into the following stages:

- (a) Extraction of the measured data (grid and values) from the Zoom Scan
- (b) Calculation of the SAR value at every measurement point based on all stored data (A/D values and measurement parameters)
- (c) Generation of a high-resolution mesh within the measured volume
- (d) Interpolation of all measured values from the measurement grid to the high-resolution grid
- (e) Extrapolation of the entire 3-D field distribution to the phantom surface over the distance from sensor to surface
- (f) Calculation of the averaged SAR within masses of 1g and 10g

## **7.2 Power Reference Measurement**

The Power Reference Measurement and Power Drift Measurements are for monitoring the power drift of the device under test in the batch process. The minimum distance of probe sensors to surface determines the closest measurement point to phantom surface. This distance cannot be smaller than the distance of sensor calibration points to probe tip as defined in the probe properties.

## **7.3 Area Scan**

The area scan is used as a fast scan in two dimensions to find the area of high field values, before doing a fine measurement around the hot spot. The sophisticated interpolation routines implemented in DASY software can find the maximum found in the scanned area, within a range of the global maximum. The range (in dB0) is specified in the standards for compliance testing. For example, a 2 dB range is required in IEEE standard 1528 and IEC 62209 standards, whereby 3 dB is a requirement when compliance is assessed in accordance with the ARIB standard (Japan), if only one zoom scan follows the area scan, then only the absolute maximum will be taken as reference. For cases where multiple maximums are detected, the number of zoom scans has to be increased accordingly.

Area scan parameters extracted from FCC KDB 865664 D01v01r04 SAR measurement 100 MHz to 6 GHz.

|  | $\leq 3$ GHz   | $> 3$ GHz  |
|--|--|--|
| Maximum distance from closest measurement point (geometric center of probe sensors) to phantom surface | $5 \pm 1$ mm   | $\frac{1}{2} \cdot \delta \cdot \ln(2) \pm 0.5$ mm     |
| Maximum probe angle from probe axis to phantom surface normal at the measurement location              | $30^\circ \pm 1^\circ$   | $20^\circ \pm 1^\circ$                                 |
| Maximum area scan spatial resolution: $\Delta x_{Area}$ , $\Delta y_{Area}$                            | $\leq 2$ GHz: $\leq 15$ mm<br>$2 - 3$ GHz: $\leq 12$ mm  | $3 - 4$ GHz: $\leq 12$ mm<br>$4 - 6$ GHz: $\leq 10$ mm |
|  | When the x or y dimension of the test device, in the measurement plane orientation, is smaller than the above, the measurement resolution must be $\leq$ the corresponding x or y dimension of the test device with at least one measurement point on the test device. |  |

## 7.4 Zoom Scan

Zoom scans are used to assess the peak spatial SAR values within a cubic averaging volume containing 1 gram and 10 gram of simulated tissue. The zoom scan measures points (refer to table below) within a cube whose base faces are centered on the maxima found in a preceding area scan job within the same procedure. When the measurement is done, the zoom scan evaluates the averaged SAR for 1 gram and 10 gram and displays these values next to the job's label.

Zoom scan parameters extracted from FCC KDB 865664 D01v01r04 SAR measurement 100 MHz to 6 GHz.

|   |   |   | $\leq 3$ GHz   | $> 3$ GHz   |
|---|---|---|--|---|
| Maximum zoom scan spatial resolution: $\Delta x_{\text{Zoom}}, \Delta y_{\text{Zoom}}$  |   |   | $\leq 2$ GHz: $\leq 8$ mm<br>$2 - 3$ GHz: $\leq 5$ mm* | $3 - 4$ GHz: $\leq 5$ mm*<br>$4 - 6$ GHz: $\leq 4$ mm*                              |
| Maximum zoom scan spatial resolution, normal to phantom surface   | uniform grid: $\Delta z_{\text{Zoom}}(n)$ |   | $\leq 5$ mm  | $3 - 4$ GHz: $\leq 4$ mm<br>$4 - 5$ GHz: $\leq 3$ mm<br>$5 - 6$ GHz: $\leq 2$ mm    |
|   | graded grid                               | $\Delta z_{\text{Zoom}}(1)$ : between 1 <sup>st</sup> two points closest to phantom surface | $\leq 4$ mm  | $3 - 4$ GHz: $\leq 3$ mm<br>$4 - 5$ GHz: $\leq 2.5$ mm<br>$5 - 6$ GHz: $\leq 2$ mm  |
|   |   | $\Delta z_{\text{Zoom}}(n>1)$ : between subsequent points                                   | $\leq 1.5 \cdot \Delta z_{\text{Zoom}}(n-1)$           |   |
| Minimum zoom scan volume  | x, y, z                                   |   | $\geq 30$ mm   | $3 - 4$ GHz: $\geq 28$ mm<br>$4 - 5$ GHz: $\geq 25$ mm<br>$5 - 6$ GHz: $\geq 22$ mm |
| Note: $\delta$ is the penetration depth of a plane-wave at normal incidence to the tissue medium; see draft standard IEEE P1528-2011 for details.   |   |   |  |   |
| * When zoom scan is required and the <i>reported</i> SAR from the <i>area scan based 1-g SAR estimation</i> procedures of KDB 447498 is $\leq 1.4$ W/kg, $\leq 8$ mm, $\leq 7$ mm and $\leq 5$ mm zoom scan resolution may be applied, respectively, for 2 GHz to 3 GHz, 3 GHz to 4 GHz and 4 GHz to 6 GHz. |   |   |  |   |

## 7.5 Volume Scan Procedures

The volume scan is used to assess overlapping SAR distributions for antennas transmitting in different frequency bands. It is equivalent to an oversized zoom scan used in standalone measurements. The measurement volume will be used to enclose all the simultaneous transmitting antennas. For antennas transmitting simultaneously in different frequency bands, the volume scan is measured separately in each frequency band. In order to sum correctly to compute the 1g aggregate SAR, the EUT remains in the same test position for all measurements and all volume scans use the same spatial resolution and grid spacing. When all volume scans were completed, the software, SEMCAD postprocessor can combine and subsequently superpose these measurement data to calculating the multiband SAR.

## 7.6 Power Drift Monitoring

All SAR testing is under the EUT install full charged battery and transmit maximum output power. In DASy measurement software, the power reference measurement and power drift measurement procedures are used for monitoring the power drift of EUT during SAR test. Both these procedures measure the field at a specified reference position before and after the SAR testing. The software will calculate the field difference in dB. If the power drifts more than 5%, the SAR will be retested.



## 8. Test Equipment List

| Manufacturer  | Name of Equipment               | Type/Model      | Serial Number | Calibration   |               |
|---------------|---------------------------------|-----------------|---------------|---------------|---------------|
|               |                                 |                 |               | Last Cal.     | Due Date      |
| SPEAG         | 835MHz System Validation Kit    | D835V2          | 499           | Sep. 06, 2018 | Sep. 05, 2019 |
| SPEAG         | 1900MHz System Validation Kit   | D1900V2         | 5d185         | Feb. 28, 2018 | Feb. 27, 2019 |
| SPEAG         | 2450MHz System Validation Kit   | D2450V2         | 736           | Aug. 31, 2018 | Aug. 30, 2019 |
| SPEAG         | 2600MHz System Validation Kit   | D2600V2         | 1008          | Aug. 31, 2018 | Aug. 30, 2019 |
| SPEAG         | 5GHz System Validation Kit      | D5GHzV2         | 1006          | Sep. 27, 2018 | Sep. 26, 2019 |
| SPEAG         | Data Acquisition Electronics    | DAE4            | 1424          | Jan. 18, 2018 | Jan. 17, 2019 |
| SPEAG         | Dosimetric E-Field Probe        | EX3DV4          | 3976          | Jan. 23, 2018 | Jan. 22, 2019 |
| RCPTWN        | Thermometer                     | HTC-1           | TM685-1       | Mar. 16, 2018 | Mar. 15, 2019 |
| Anritsu       | Radio Communication Analyzer    | MT8821C         | 6201341950    | Apr. 17, 2018 | Apr. 16, 2019 |
| Agilent       | Wireless Communication Test Set | E5515C          | MY50266977    | May. 21, 2018 | May. 20, 2019 |
| SPEAG         | Device Holder                   | N/A             | N/A           | N/A           | N/A           |
| Anritsu       | Signal Generator                | MG3710A         | 6201502524    | Dec. 07, 2017 | Dec. 06, 2018 |
| Agilent       | ENA Network Analyzer            | E5071C          | MY46316648    | Jan. 17, 2018 | Jan. 16, 2019 |
| SPEAG         | Dielectric Probe Kit            | DAK-3.5         | 1126          | Sep. 19, 2018 | Sep. 18, 2019 |
| LINE SEIKI    | Digital Thermometer             | DTM3000-spezial | 2942          | Dec. 08, 2017 | Dec. 07, 2018 |
| Anritsu       | Power Meter                     | ML2495A         | 1419002       | May. 18, 2018 | May. 17, 2019 |
| Anritsu       | Power Sensor                    | MA2411B         | 1339124       | May. 18, 2018 | May. 17, 2019 |
| Anritsu       | Power Meter                     | ML2495A         | 1240001       | Sep. 13, 2018 | Sep. 12, 2019 |
| Anritsu       | Power Sensor                    | MA2411B         | 1207349       | Sep. 13, 2018 | Sep. 12, 2019 |
| Agilent       | Spectrum Analyzer               | E4408B          | MY44211028    | Aug. 28, 2018 | Aug. 27, 2019 |
| Anritsu       | Spectrum Analyzer               | MS2830A         | 6201396378    | Jun. 23, 2018 | Jun. 22, 2019 |
| Mini-Circuits | Power Amplifier                 | ZVE-8G+         | 070501814     | Oct. 08, 2018 | Oct. 07, 2019 |
| Mini-Circuits | Power Amplifier                 | ZVE-8G+         | 6382          | Aug. 09, 2018 | Aug. 08, 2019 |
| ATM           | Dual Directional Coupler        | C122H-10        | P610410z-02   | Note 1        |               |
| Woken         | Attenuator 1                    | WK0602-XX       | N/A           | Note 1        |               |
| PE            | Attenuator 2                    | PE7005-10       | N/A           | Note 1        |               |
| PE            | Attenuator 3                    | PE7005- 3       | N/A           | Note 1        |               |

**General Note:**

1. Prior to system verification and validation, the path loss from the signal generator to the system check source and the power meter, which includes the amplifier, cable, attenuator and directional coupler, was measured by the network analyzer. The reading of the power meter was offset by the path loss difference between the path to the power meter and the path to the system check source to monitor the actual power level fed to the system check source.



## **9. System Verification**

### **9.1 Tissue Simulating Liquids**

For the measurement of the field distribution inside the SAM phantom with DASY, the phantom must be filled with around 25 liters of homogeneous body tissue simulating liquid. For head SAR testing, the liquid height from the ear reference point (ERP) of the phantom to the liquid top surface is larger than 15 cm, which is shown in Fig. 10.1. For body SAR testing, the liquid height from the center of the flat phantom to the liquid top surface is larger than 15 cm, which is shown in Fig. 10.2.



**Fig 10.1 Photo of Liquid Height for Head SAR**



**Fig 10.2 Photo of Liquid Height for Body SAR**

## 9.2 Tissue Verification

The following tissue formulations are provided for reference only as some of the parameters have not been thoroughly verified. The composition of ingredients may be modified accordingly to achieve the desired target tissue parameters required for routine SAR evaluation.

| Frequency (MHz)  | Water (%) | Sugar (%) | Cellulose (%) | Salt (%) | Preventol (%) | DGBE (%) | Conductivity ( $\sigma$ ) | Permittivity ( $\epsilon_r$ ) |
|------------------|-----------|-----------|---------------|----------|---------------|----------|---------------------------|-------------------------------|
| For Head         |           |           |               |          |               |          |                           |                               |
| 750              | 41.1      | 57.0      | 0.2           | 1.4      | 0.2           | 0        | 0.89                      | 41.9                          |
| 835              | 40.3      | 57.9      | 0.2           | 1.4      | 0.2           | 0        | 0.90                      | 41.5                          |
| 900              | 40.3      | 57.9      | 0.2           | 1.4      | 0.2           | 0        | 0.97                      | 41.5                          |
| 1800, 1900, 2000 | 55.2      | 0         | 0             | 0.3      | 0             | 44.5     | 1.40                      | 40.0                          |
| 2450             | 55.0      | 0         | 0             | 0        | 0             | 45.0     | 1.80                      | 39.2                          |
| 2600             | 54.8      | 0         | 0             | 0.1      | 0             | 45.1     | 1.96                      | 39.0                          |
| For Body         |           |           |               |          |               |          |                           |                               |
| 750              | 51.7      | 47.2      | 0             | 0.9      | 0.1           | 0        | 0.96                      | 55.5                          |
| 835              | 50.8      | 48.2      | 0             | 0.9      | 0.1           | 0        | 0.97                      | 55.2                          |
| 900              | 50.8      | 48.2      | 0             | 0.9      | 0.1           | 0        | 1.05                      | 55.0                          |
| 1800, 1900, 2000 | 70.2      | 0         | 0             | 0.4      | 0             | 29.4     | 1.52                      | 53.3                          |
| 2450             | 68.6      | 0         | 0             | 0        | 0             | 31.4     | 1.95                      | 52.7                          |
| 2600             | 68.1      | 0         | 0             | 0.1      | 0             | 31.8     | 2.16                      | 52.5                          |

### Simulating Liquid for 5GHz, Manufactured by SPEAG

| Ingredients        | (% by weight) |
|--------------------|---------------|
| Water              | 64~78%        |
| Mineral oil        | 11~18%        |
| Emulsifiers        | 9~15%         |
| Additives and Salt | 2~3%          |

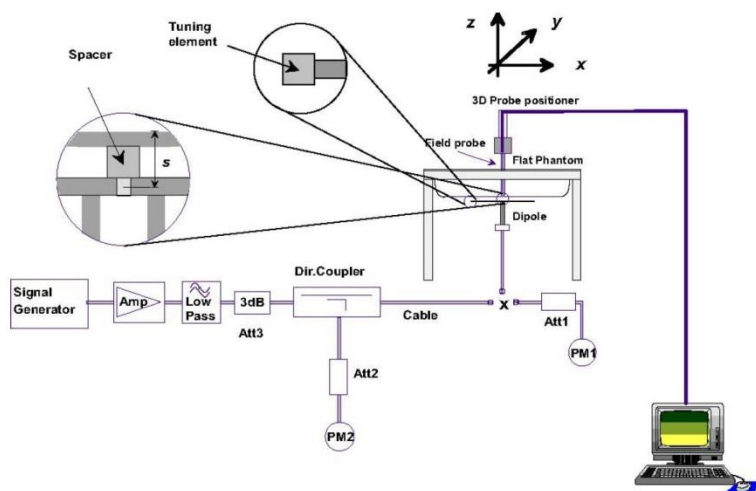
### <Tissue Dielectric Parameter Check Results>

| Frequency (MHz) | Tissue Type | Liquid Temp. (°C) | Conductivity ( $\sigma$ ) | Permittivity ( $\epsilon_r$ ) | Conductivity Target ( $\sigma$ ) | Permittivity Target ( $\epsilon_r$ ) | Delta ( $\sigma$ ) (%) | Delta ( $\epsilon_r$ ) (%) | Limit (%) | Date       |
|-----------------|-------------|-------------------|---------------------------|-------------------------------|----------------------------------|--------------------------------------|------------------------|----------------------------|-----------|------------|
| 835             | HSL         | 22.8              | 0.869                     | 41.628                        | 0.90                             | 41.50                                | -3.44                  | 0.31                       | ±5        | 2018/11/6  |
| 835             | MSL         | 22.5              | 0.976                     | 57.841                        | 0.97                             | 55.20                                | 0.62                   | 4.78                       | ±5        | 2018/11/5  |
| 1900            | HSL         | 22.2              | 1.437                     | 38.106                        | 1.40                             | 40.00                                | 2.64                   | -4.74                      | ±5        | 2018/11/9  |
| 1900            | MSL         | 22.4              | 1.508                     | 52.192                        | 1.52                             | 53.30                                | -0.79                  | -2.08                      | ±5        | 2018/11/8  |
| 1900            | MSL         | 22.5              | 1.561                     | 51.720                        | 1.52                             | 53.30                                | 2.70                   | -2.96                      | ±5        | 2018/11/12 |
| 2450            | HSL         | 22.3              | 1.815                     | 38.599                        | 1.80                             | 39.20                                | 0.83                   | -1.53                      | ±5        | 2018/11/8  |
| 2450            | MSL         | 22.6              | 2.017                     | 53.690                        | 1.95                             | 52.70                                | 3.44                   | 1.88                       | ±5        | 2018/11/7  |
| 2600            | HSL         | 22.3              | 1.994                     | 37.984                        | 1.96                             | 39.00                                | 1.73                   | -2.61                      | ±5        | 2018/11/8  |
| 2600            | MSL         | 22.6              | 2.218                     | 53.161                        | 2.16                             | 52.50                                | 2.69                   | 1.26                       | ±5        | 2018/11/7  |
| 5250            | HSL         | 22.1              | 4.750                     | 36.829                        | 4.71                             | 35.95                                | 0.85                   | 2.45                       | ±5        | 2018/11/9  |
| 5250            | MSL         | 22.5              | 5.375                     | 49.506                        | 5.36                             | 48.95                                | 0.28                   | 1.14                       | ±5        | 2018/11/10 |
| 5600            | HSL         | 22.1              | 5.093                     | 36.361                        | 5.07                             | 35.50                                | 0.45                   | 2.43                       | ±5        | 2018/11/9  |
| 5600            | MSL         | 22.5              | 5.853                     | 48.846                        | 5.77                             | 48.50                                | 1.44                   | 0.71                       | ±5        | 2018/11/10 |
| 5750            | HSL         | 22.1              | 5.258                     | 36.124                        | 5.22                             | 35.35                                | 0.73                   | 2.19                       | ±5        | 2018/11/9  |
| 5750            | MSL         | 22.5              | 6.051                     | 48.599                        | 5.94                             | 48.28                                | 1.87                   | 0.66                       | ±5        | 2018/11/10 |

### 9.3 System Performance Check Results

Comparing to the original SAR value provided by SPEAG, the verification data should be within its specification of 10 %. Below table shows the target SAR and measured SAR after normalized to 1W input power. The table below indicates the system performance check can meet the variation criterion and the plots can be referred to Appendix A of this report.

| Date       | Frequency (MHz) | Tissue Type | Input Power (mW) | Dipole S/N        | Probe S/N       | DAE S/N     | Measured 1g SAR (W/kg) | Targeted 1g SAR (W/kg) | Normalized 1g SAR (W/kg) | Deviation (%) |
|------------|-----------------|-------------|------------------|-------------------|-----------------|-------------|------------------------|------------------------|--------------------------|---------------|
| 2018/11/6  | 835             | HSL         | 250              | D835V2-499        | EX3DV4 - SN3976 | DAE4 Sn1424 | 2.41                   | 9.59                   | 9.64                     | 0.52          |
| 2018/11/5  | 835             | MSL         | 250              | D835V2-499        | EX3DV4 - SN3976 | DAE4 Sn1424 | 2.52                   | 9.82                   | 10.08                    | 2.65          |
| 2018/11/9  | 1900            | HSL         | 250              | D1900V2-5d185     | EX3DV4 - SN3976 | DAE4 Sn1424 | 9.84                   | 39.30                  | 39.36                    | 0.15          |
| 2018/11/8  | 1900            | MSL         | 250              | D1900V2-5d185     | EX3DV4 - SN3976 | DAE4 Sn1424 | 10.30                  | 39.90                  | 41.20                    | 3.26          |
| 2018/11/12 | 1900            | MSL         | 250              | D1900V2-5d185     | EX3DV4 - SN3976 | DAE4 Sn1424 | 10.40                  | 39.90                  | 41.60                    | 4.26          |
| 2018/11/8  | 2450            | HSL         | 250              | D2450V2-736       | EX3DV4 - SN3976 | DAE4 Sn1424 | 12.80                  | 52.70                  | 51.20                    | -2.85         |
| 2018/11/7  | 2450            | MSL         | 250              | D2450V2-736       | EX3DV4 - SN3976 | DAE4 Sn1424 | 12.80                  | 51.50                  | 51.20                    | -0.58         |
| 2018/11/8  | 2600            | HSL         | 250              | D2600V2-1008      | EX3DV4 - SN3976 | DAE4 Sn1424 | 15.00                  | 56.40                  | 60.00                    | 6.38          |
| 2018/11/7  | 2600            | MSL         | 250              | D2600V2-1008      | EX3DV4 - SN3976 | DAE4 Sn1424 | 14.40                  | 55.30                  | 57.60                    | 4.16          |
| 2018/11/9  | 5250            | HSL         | 100              | D5GHzV2-1006-5250 | EX3DV4 - SN3976 | DAE4 Sn1424 | 8.54                   | 80.70                  | 85.40                    | 5.82          |
| 2018/11/10 | 5250            | MSL         | 100              | D5GHzV2-1006-5250 | EX3DV4 - SN3976 | DAE4 Sn1424 | 8.12                   | 78.30                  | 81.20                    | 3.70          |
| 2018/11/9  | 5600            | HSL         | 100              | D5GHzV2-1006-5600 | EX3DV4 - SN3976 | DAE4 Sn1424 | 7.88                   | 83.30                  | 78.80                    | -5.40         |
| 2018/11/10 | 5600            | MSL         | 100              | D5GHzV2-1006-5600 | EX3DV4 - SN3976 | DAE4 Sn1424 | 7.89                   | 81.00                  | 78.90                    | -2.59         |
| 2018/11/9  | 5750            | HSL         | 100              | D5GHzV2-1006-5750 | EX3DV4 - SN3976 | DAE4 Sn1424 | 7.48                   | 80.40                  | 74.80                    | -6.97         |
| 2018/11/10 | 5750            | MSL         | 100              | D5GHzV2-1006-5750 | EX3DV4 - SN3976 | DAE4 Sn1424 | 7.60                   | 77.40                  | 76.00                    | -1.81         |



**Fig 8.3.1 System Performance Check Setup**

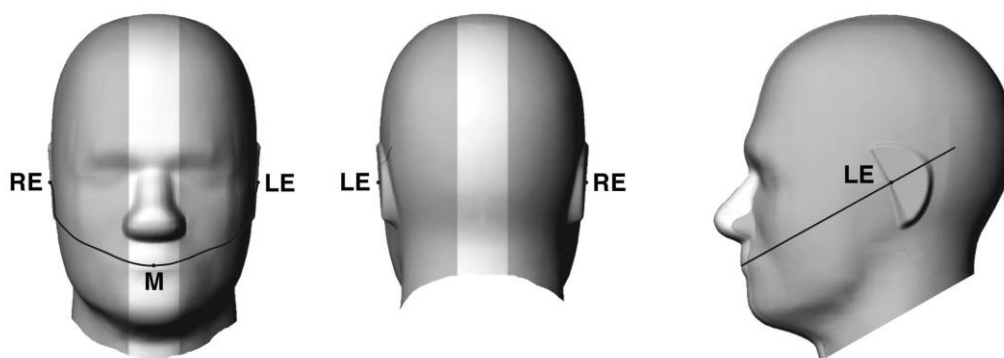


**Fig 8.3.2 Setup Photo**

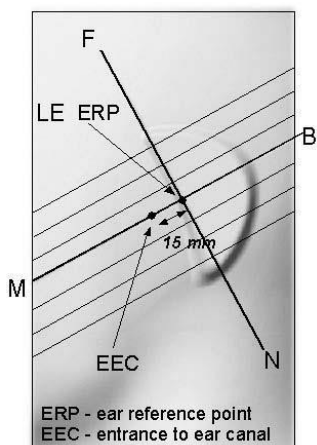
## 10. RF Exposure Positions

### 10.1 Ear and handset reference point

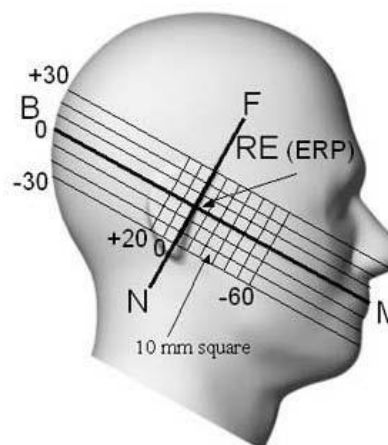
Figure 9.1.1 shows the front, back, and side views of the SAM phantom. The center-of-mouth reference point is labeled "M," the left ear reference point (ERP) is marked "LE," and the right ERP is marked "RE." Each ERP is 15 mm along the B-M (back-mouth) line behind the entrance-to-ear-canal (EEC) point, as shown in Figure 9.1.2 The Reference Plane is defined as passing through the two ear reference points and point M. The line N-F (neck-front), also called the reference pivoting line, is normal to the Reference Plane and perpendicular to both a line passing through RE and LE and the B-M line (see Figure 9.1.3). Both N-F and B-M lines should be marked on the exterior of the phantom shell to facilitate handset positioning. Posterior to the N-F line the ear shape is a flat surface with 6 mm thickness at each ERP, and forward of the N-F line the ear is truncated, as illustrated in Figure 9.1.2. The ear truncation is introduced to preclude the ear lobe from interfering with handset tilt, which could lead to unstable positioning at the cheek.



**Fig 9.1.1 Front, back, and side views of SAM twin phantom**



**Fig 9.1.2 Close-up side view of phantom showing the ear region.**



**Fig 9.1.3 Side view of the phantom showing relevant markings and seven cross-sectional plane locations**

## 10.2 Definition of the cheek position

1. Ready the handset for talk operation, if necessary. For example, for handsets with a cover piece (flip cover), open the cover. If the handset can transmit with the cover closed, both configurations must be tested.
2. Define two imaginary lines on the handset—the vertical centerline and the horizontal line. The vertical centerline passes through two points on the front side of the handset—the midpoint of the width  $w_t$  of the handset at the level of the acoustic output (point A in Figure 9.2.1 and Figure 9.2.2), and the midpoint of the width  $w_b$  of the bottom of the handset (point B). The horizontal line is perpendicular to the vertical centerline and passes through the center of the acoustic output (see Figure 9.2.1). The two lines intersect at point A. Note that for many handsets, point A coincides with the center of the acoustic output; however, the acoustic output may be located elsewhere on the horizontal line. Also note that the vertical centerline is not necessarily parallel to the front face of the handset (see Figure 9.2.2), especially for clamshell handsets, handsets with flip covers, and other irregularly-shaped handsets.
3. Position the handset close to the surface of the phantom such that point A is on the (virtual) extension of the line passing through points RE and LE on the phantom (see Figure 9.2.3), such that the plane defined by the vertical centerline and the horizontal line of the handset is approximately parallel to the sagittal plane of the phantom.
4. Translate the handset towards the phantom along the line passing through RE and LE until handset point A touches the pinna at the ERP.
5. While maintaining the handset in this plane, rotate it around the LE-RE line until the vertical centerline is in the plane normal to the plane containing B-M and N-F lines, i.e., the Reference Plane.
6. Rotate the handset around the vertical centerline until the handset (horizontal line) is parallel to the N-F line.
7. While maintaining the vertical centerline in the Reference Plane, keeping point A on the line passing through RE and LE, and maintaining the handset contact with the pinna, rotate the handset about the N-F line until any point on the handset is in contact with a phantom point below the pinna on the cheek. See Figure 9.2.3. The actual rotation angles should be documented in the test report.

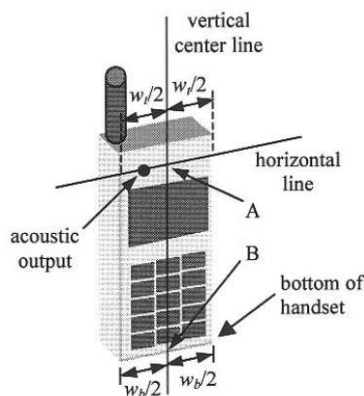


Fig 9.2.1 Handset vertical and horizontal reference lines—"fixed case"

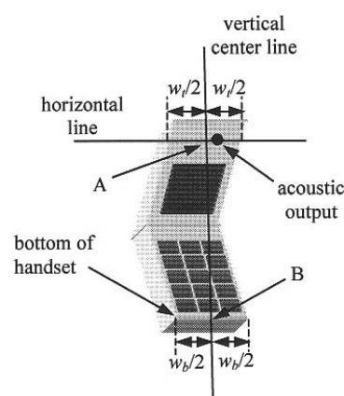


Fig 9.2.2 Handset vertical and horizontal reference lines—"clam-shell case"

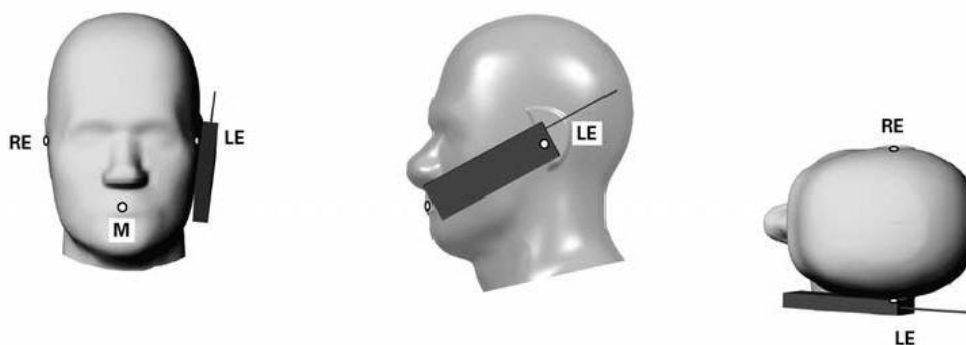
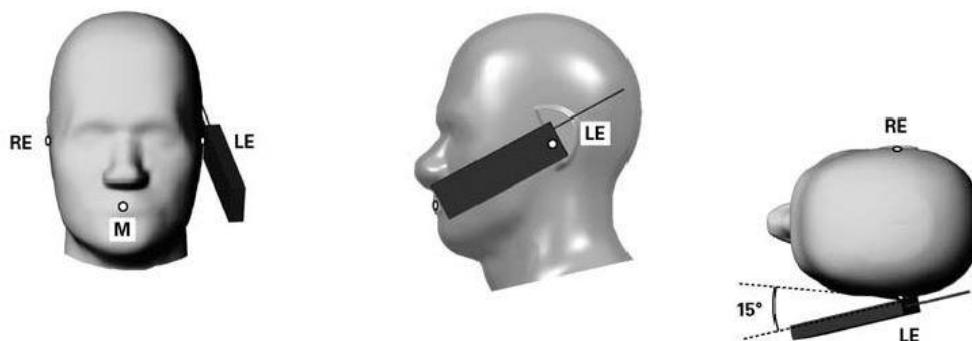


Fig 9.2.3 cheek or touch position. The reference points for the right ear (RE), left ear (LE), and mouth (M), which establish the Reference Plane for handset positioning, are indicated.

### **10.3 Definition of the tilt position**

1. Ready the handset for talk operation, if necessary. For example, for handsets with a cover piece (flip cover), open the cover. If the handset can transmit with the cover closed, both configurations must be tested.
2. While maintaining the orientation of the handset, move the handset away from the pinna along the line passing through RE and LE far enough to allow a rotation of the handset away from the cheek by 15°.
3. Rotate the handset around the horizontal line by 15°.
4. While maintaining the orientation of the handset, move the handset towards the phantom on the line passing through RE and LE until any part of the handset touches the ear. The tilt position is obtained when the contact point is on the pinna. See Figure 9.3.1. If contact occurs at any location other than the pinna, e.g., the antenna at the back of the phantom head, the angle of the handset should be reduced. In this case, the tilt position is obtained if any point on the handset is in contact with the pinna and a second point



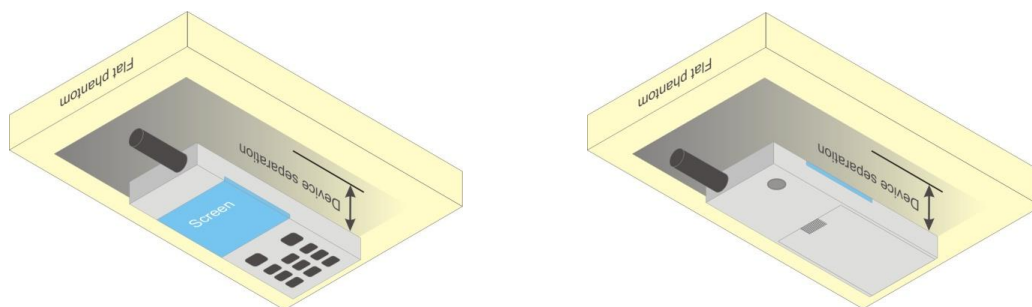
**Fig 9.3.1 Tilt position. The reference points for the right ear (RE), left ear (LE), and mouth (M), which define the Reference Plane for handset positioning, are indicated.**



### **10.4 Body Worn Accessory**

Body-worn operating configurations are tested with the belt-clips and holsters attached to the device and positioned against a flat phantom in a normal use configuration (see Figure 9.4). Per KDB648474 D04v01r03, body-worn accessory exposure is typically related to voice mode operations when handsets are carried in body-worn accessories. The body-worn accessory procedures in FCC KDB 447498 D01v06 should be used to test for body-worn accessory SAR compliance, without a headset connected to it. This enables the test results for such configuration to be compatible with that required for hotspot mode when the body-worn accessory test separation distance is greater than or equal to that required for hotspot mode, when applicable. When the reported SAR for body-worn accessory, measured without a headset connected to the handset is  $> 1.2 \text{ W/kg}$ , the highest reported SAR configuration for that wireless mode and frequency band should be repeated for that body-worn accessory with a headset attached to the handset.

Accessories for body-worn operation configurations are divided into two categories: those that do not contain metallic components and those that do contain metallic components. When multiple accessories that do not contain metallic components are supplied with the device, the device is tested with only the accessory that dictates the closest spacing to the body. Then multiple accessories that contain metallic components are test with the device with each accessory. If multiple accessories share an identical metallic component (i.e. the same metallic belt-clip used with different holsters with no other metallic components) only the accessory that dictates the closest spacing to the body is tested.



**Fig 9.4 Body Worn Position**

### **10.5 Wireless Router**

Some battery-operated handsets have the capability to transmit and receive user through simultaneous transmission of WIFI simultaneously with a separate licensed transmitter. The FCC has provided guidance in FCC KDB Publication 941225 D06 v02r01 where SAR test considerations for handsets ( $L \times W \geq 9 \text{ cm} \times 5 \text{ cm}$ ) are based on a composite test separation distance of 10mm from the front, back and edges of the device containing transmitting antennas within 2.5cm of their edges, determined from general mixed use conditions for this type of devices. Since the hotspot SAR results may overlap with the body-worn accessory SAR requirements, the more conservative configurations can be considered, thus excluding some body-worn accessory SAR tests.

When the user enables the personal wireless router functions for the handset, actual operations include simultaneous transmission of both the WIFI transmitter and another licensed transmitter. Both transmitters often do not transmit at the same transmitting frequency and thus cannot be evaluated for SAR under actual use conditions due to the limitations of the SAR assessment probes. Therefore, SAR must be evaluated for each frequency transmission and mode separately and spatially summed with the WIFI transmitter according to FCC KDB Publication 447498 D01v06 publication procedures. The "Portable Hotspot" feature on the handset was NOT activated during SAR assessments, to ensure the SAR measurements were evaluated for a single transmission frequency RF signal at a time.

## 11. Conducted RF Output Power (Unit: dBm)

### <GSM Conducted Power>

#### General Note:

1. Per KDB 447498 D01v06, the maximum output power channel is used for SAR testing and for further SAR test reduction.
2. Per KDB 941225 D01v03r01, for SAR test reduction for GSM / GPRS / EDGE modes is determined by the source-based time-averaged output power including tune-up tolerance. The mode with highest specified time-averaged output power should be tested for SAR compliance in the applicable exposure conditions. For modes with the same specified maximum output power and tolerance, the higher number time-slot configuration should be tested. Therefore, the GPRS (1Tx slots) for GSM850/GSM1900 is considered as the primary mode.
3. Other configurations of GSM / GPRS / EDGE are considered as secondary modes. The 3G SAR test reduction procedure is applied, when the maximum output power and tune-up tolerance specified for production units in a secondary mode is  $\leq \frac{1}{4}$  dB higher than the primary mode, SAR measurement is not required for the secondary mode
4. Power reduction which is triggered by hotspot mode is implemented in GSM1900 band, for hotspot mode SAR testing EUT was set in reduced power mode and GPRS 1 Tx slot due to its highest frame-average power.

### <Default Power Mode>

| GSM850          | Burst Average Power (dBm) |       |       | Tune-up Limit (dBm) | Frame-Average Power (dBm) |       |       | Tune-up Limit (dBm) |
|-----------------|---------------------------|-------|-------|---------------------|---------------------------|-------|-------|---------------------|
| TX Channel      | 128                       | 189   | 251   |                     | 128                       | 189   | 251   |                     |
| Frequency (MHz) | 824.2                     | 836.4 | 848.8 |                     | 824.2                     | 836.4 | 848.8 |                     |
| GSM 1 Tx slot   | 33.85                     | 33.88 | 33.96 | 34.00               | 24.85                     | 24.88 | 24.96 | 25.00               |
| GPRS 1 Tx slot  | 33.88                     | 33.91 | 34.00 | 34.00               | 24.88                     | 24.91 | 25.00 | 25.00               |
| GPRS 2 Tx slots | 30.01                     | 30.07 | 30.08 | 30.50               | 24.01                     | 24.07 | 24.08 | 24.50               |
| GPRS 3 Tx slots | 28.52                     | 28.59 | 28.60 | 28.70               | 24.26                     | 24.33 | 24.34 | 24.44               |
| GPRS 4 Tx slots | 26.97                     | 27.11 | 27.20 | 27.50               | 23.97                     | 24.11 | 24.20 | 24.50               |
| EDGE 1 Tx slot  | 27.28                     | 27.29 | 27.03 | 27.50               | 18.28                     | 18.29 | 18.03 | 18.50               |
| EDGE 2 Tx slots | 24.23                     | 24.23 | 23.99 | 25.50               | 18.23                     | 18.23 | 17.99 | 19.50               |
| EDGE 3 Tx slots | 23.09                     | 23.09 | 22.88 | 23.50               | 18.83                     | 18.83 | 18.62 | 19.24               |
| EDGE 4 Tx slots | 21.46                     | 21.24 | 21.22 | 22.50               | 18.46                     | 18.24 | 18.22 | 19.50               |

| GSM1900         | Burst Average Power (dBm) |       |        | Tune-up Limit (dBm) | Frame-Average Power (dBm) |       |        | Tune-up Limit (dBm) |
|-----------------|---------------------------|-------|--------|---------------------|---------------------------|-------|--------|---------------------|
| TX Channel      | 512                       | 661   | 810    |                     | 512                       | 661   | 810    |                     |
| Frequency (MHz) | 1850.2                    | 1880  | 1909.8 |                     | 1850.2                    | 1880  | 1909.8 |                     |
| GSM 1 Tx slot   | 30.75                     | 30.69 | 30.60  | 31.00               | 21.75                     | 21.69 | 21.60  | 22.00               |
| GPRS 1 Tx slot  | 30.78                     | 30.71 | 30.63  | 31.00               | 21.78                     | 21.71 | 21.63  | 22.00               |
| GPRS 2 Tx slots | 26.38                     | 26.40 | 26.39  | 27.50               | 20.38                     | 20.40 | 20.39  | 21.50               |
| GPRS 3 Tx slots | 24.87                     | 24.89 | 24.88  | 25.70               | 20.61                     | 20.63 | 20.62  | 21.44               |
| GPRS 4 Tx slots | 24.27                     | 24.29 | 24.31  | 24.50               | 21.27                     | 21.29 | 21.31  | 21.50               |
| EDGE 1 Tx slot  | 26.50                     | 26.35 | 26.28  | 26.50               | 17.50                     | 17.35 | 17.28  | 17.50               |
| EDGE 2 Tx slots | 23.50                     | 23.25 | 23.26  | 24.50               | 17.50                     | 17.25 | 17.26  | 18.50               |
| EDGE 3 Tx slots | 21.83                     | 21.59 | 21.51  | 22.50               | 17.57                     | 17.33 | 17.25  | 18.24               |
| EDGE 4 Tx slots | 20.10                     | 19.98 | 19.90  | 21.50               | 17.10                     | 16.98 | 16.90  | 18.50               |



**<Reduced Power Mode>**

| GSM1900<br>TX Channel | Burst Average Power (dBm) |       |        | Tune-up<br>Limit<br>(dBm) | Frame-Average Power (dBm) |       |        | Tune-up<br>Limit<br>(dBm) |
|-----------------------|---------------------------|-------|--------|---------------------------|---------------------------|-------|--------|---------------------------|
|                       | 512                       | 661   | 810    |                           | 512                       | 661   | 810    |                           |
| Frequency (MHz)       | 1850.2                    | 1880  | 1909.8 |                           | 1850.2                    | 1880  | 1909.8 |                           |
| GSM 1 Tx slot         | 28.52                     | 28.53 | 28.50  | 29.00                     | 19.52                     | 19.53 | 19.50  | 20.00                     |
| GPRS 1 Tx slot        | 28.53                     | 28.54 | 28.50  | 29.00                     | 19.53                     | 19.54 | 19.50  | 20.00                     |
| GPRS 2 Tx slots       | 25.45                     | 25.46 | 25.44  | 26.00                     | 19.45                     | 19.46 | 19.44  | 20.00                     |
| GPRS 3 Tx slots       | 23.70                     | 23.71 | 23.71  | 24.50                     | 19.44                     | 19.45 | 19.45  | 20.24                     |
| GPRS 4 Tx slots       | 22.36                     | 22.37 | 22.36  | 23.00                     | 19.36                     | 19.37 | 19.36  | 20.00                     |
| EDGE 1 Tx slot        | 26.49                     | 26.28 | 26.15  | 26.50                     | 17.49                     | 17.28 | 17.15  | 17.50                     |
| EDGE 2 Tx slots       | 23.45                     | 23.23 | 23.14  | 23.50                     | 17.45                     | 17.23 | 17.14  | 17.50                     |
| EDGE 3 Tx slots       | 21.50                     | 21.36 | 21.29  | 21.50                     | 17.24                     | 17.10 | 17.03  | 17.24                     |
| EDGE 4 Tx slots       | 20.00                     | 19.89 | 19.81  | 20.00                     | 17.00                     | 16.89 | 16.81  | 17.00                     |

**<WCDMA Conducted Power>**

1. The following tests were conducted according to the test requirements outlines in 3GPP TS 34.121 specification.
2. The procedures in KDB 941225 D01v03r01 are applied for 3GPP Rel. 6 HSPA to configure the device in the required sub-test mode(s) to determine SAR test exclusion.
3. For DC-HSDPA, the device was configured according to the H-Set 12, Fixed Reference Channel (FRC) configuration in Table C.8.1.12 of 3GPP TS 34.121-1, with the primary and the secondary serving HS-DSCH Cell enabled during the power measurement.

A summary of these settings are illustrated below:

**HSDPA Setup Configuration:**

- a. The EUT was connected to Base Station Agilent E5515C referred to the Setup Configuration.
- b. The RF path losses were compensated into the measurements.
- c. A call was established between EUT and Base Station with following setting:
  - i. Set Gain Factors ( $\beta_c$  and  $\beta_d$ ) and parameters were set according to each
  - ii. Specific sub-test in the following table, C10.1.4, quoted from the TS 34.121
  - iii. Set RMC 12.2Kbps + HSDPA mode.
  - iv. Set Cell Power = -86 dBm
  - v. Set HS-DSCH Configuration Type to FRC (H-set 1, QPSK)
  - vi. Select HSDPA Uplink Parameters
  - vii. Set Delta ACK, Delta NACK and Delta CQI = 8
  - viii. Set Ack-Nack Repetition Factor to 3
  - ix. Set CQI Feedback Cycle (k) to 4 ms
  - x. Set CQI Repetition Factor to 2
  - xi. Power Ctrl Mode = All Up bits
- d. The transmitted maximum output power was recorded.

**Table C.10.1.4:  $\beta$  values for transmitter characteristics tests with HS-DPCCH**

| Sub-test   | $\beta_c$         | $\beta_d$         | $\beta_d$<br>(SF) | $\beta_c/\beta_d$ | $\beta_{hs}$<br>(Note 1,<br>Note 2) | CM (dB)<br>(Note 3) | MPR (dB)<br>(Note 3) |
|--|-------------------|-------------------|-------------------|-------------------|-------------------------------------|---------------------|----------------------|
| 1  | 2/15              | 15/15             | 64                | 2/15              | 4/15                                | 0.0                 | 0.0                  |
| 2  | 12/15<br>(Note 4) | 15/15<br>(Note 4) | 64                | 12/15<br>(Note 4) | 24/15                               | 1.0                 | 0.0                  |
| 3  | 15/15             | 8/15              | 64                | 15/8              | 30/15                               | 1.5                 | 0.5                  |
| 4  | 15/15             | 4/15              | 64                | 15/4              | 30/15                               | 1.5                 | 0.5                  |
| <p>Note 1: <math>\Delta_{ACK}</math>, <math>\Delta_{NACK}</math> and <math>\Delta_{CQI} = 30/15</math> with <math>\beta_{hs} = 30/15 * \beta_c</math>.</p> <p>Note 2: For the HS-DPCCH power mask requirement test in clause 5.2C, 5.7A, and the Error Vector Magnitude (EVM) with HS-DPCCH test in clause 5.13.1A, and HSDPA EVM with phase discontinuity in clause 5.13.1AA, <math>\Delta_{ACK}</math> and <math>\Delta_{NACK} = 30/15</math> with <math>\beta_{hs} = 30/15 * \beta_c</math>, and <math>\Delta_{CQI} = 24/15</math> with <math>\beta_{hs} = 24/15 * \beta_c</math>.</p> <p>Note 3: CM = 1 for <math>\beta_c/\beta_d = 12/15</math>, <math>\beta_{hs}/\beta_c = 24/15</math>. For all other combinations of DPDCCH, DPCCH and HS-DPCCH the MPR is based on the relative CM difference. This is applicable for only UEs that support HSDPA in release 6 and later releases.</p> <p>Note 4: For subtest 2 the <math>\beta_c/\beta_d</math> ratio of 12/15 for the TFC during the measurement period (TF1, TF0) is achieved by setting the signalled gain factors for the reference TFC (TF1, TF1) to <math>\beta_c = 11/15</math> and <math>\beta_d = 15/15</math>.</p> |                   |                   |                   |                   |                                     |                     |                      |

**Setup Configuration**

**HSUPA Setup Configuration:**

- a. The EUT was connected to Base Station Agilent E5515C referred to the Setup Configuration.
- b. The RF path losses were compensated into the measurements.
- c. A call was established between EUT and Base Station with following setting \* :
  - i. Call Configs = 5.2B, 5.9B, 5.10B, and 5.13.2B with QPSK
  - ii. Set the Gain Factors ( $\beta_c$  and  $\beta_d$ ) and parameters (AG Index) were set according to each specific sub-test in the following table, C11.1.3, quoted from the TS 34.121
  - iii. Set Cell Power = -86 dBm
  - iv. Set Channel Type = 12.2k + HSPA
  - v. Set UE Target Power
  - vi. Power Ctrl Mode= Alternating bits
  - vii. Set and observe the E-TFCI
  - viii. Confirm that E-TFCI is equal to the target E-TFCI of 75 for sub-test 1, and other subtest's E-TFCI
- d. The transmitted maximum output power was recorded.

**Table C.11.1.3:  $\beta$  values for transmitter characteristics tests with HS-DPCCH and E-DCH**

| Sub-test | $\beta_c$      | $\beta_d$      | $\beta_d$ (SF) | $\beta_c/\beta_d$ | $\beta_{HS}$ (Note 1) | $\beta_{ec}$ | $\beta_{ed}$ (Note 4) (Note 5)               | $\beta_{ed}$ (SF) | $\beta_{ed}$ (Codes) | CM (dB) (Note 2) | MPR (dB) (Note 2) (Note 6) | AG Index (Note 5) | E-TFCI |
|----------|----------------|----------------|----------------|-------------------|-----------------------|--------------|--|-------------------|----------------------|------------------|----------------------------|-------------------|--------|
| 1        | 11/15 (Note 3) | 15/15 (Note 3) | 64             | 11/15 (Note 3)    | 22/15                 | 209/25       | 1309/225                                     | 4                 | 1                    | 1.0              | 0.0                        | 20                | 75     |
| 2        | 6/15           | 15/15          | 64             | 6/15              | 12/15                 | 12/15        | 94/75  | 4                 | 1                    | 3.0              | 2.0                        | 12                | 67     |
| 3        | 15/15          | 9/15           | 64             | 15/9              | 30/15                 | 30/15        | $\beta_{ed1}: 47/15$<br>$\beta_{ed2}: 47/15$ | 4                 | 2                    | 2.0              | 1.0                        | 15                | 92     |
| 4        | 2/15           | 15/15          | 64             | 2/15              | 4/15                  | 2/15         | 56/75  | 4                 | 1                    | 3.0              | 2.0                        | 17                | 71     |
| 5        | 15/15          | 0              | -              | -                 | 5/15                  | 5/15         | 47/15  | 4                 | 1                    | 1.0              | 0.0                        | 12                | 67     |

Note 1: For sub-test 1 to 4,  $\Delta_{ACK}$ ,  $\Delta_{NACK}$  and  $\Delta_{CQI} = 30/15$  with  $\beta_{hs} = 30/15 * \beta_c$ . For sub-test 5,  $\Delta_{ACK}$ ,  $\Delta_{NACK}$  and  $\Delta_{CQI} = 5/15$  with  $\beta_{hs} = 5/15 * \beta_c$ .

Note 2: CM = 1 for  $\beta_d/\beta_c = 12/15$ ,  $\beta_{hs}/\beta_c = 24/15$ . For all other combinations of DPDCH, DPCCH, HS-DPCCH, E-DPDCH and E-DPCCH the MPR is based on the relative CM difference.

Note 3: For subtest 1 the  $\beta_c/\beta_d$  ratio of 11/15 for the TFC during the measurement period (TF1, TF0) is achieved by setting the signalled gain factors for the reference TFC (TF1, TF1) to  $\beta_c = 10/15$  and  $\beta_d = 15/15$ .

Note 4: In case of testing by UE using E-DPDCH Physical Layer category 1, Sub-test 3 is omitted according to TS25.306 Table 5.1g.

Note 5:  $\beta_{ed}$  can not be set directly; it is set by Absolute Grant Value.

Note 6: For subtests 2, 3 and 4, UE may perform E-DPDCH power scaling at max power which could results in slightly smaller MPR values.

**Setup Configuration**

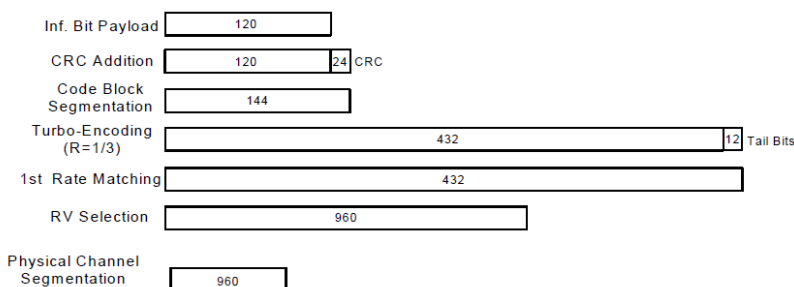
**DC-HSDPA 3GPP release 8 Setup Configuration:**

- a. The EUT was connected to Base Station Agilent E5515C referred to the Setup Configuration below
- b. The RF path losses were compensated into the measurements.
- c. A call was established between EUT and Base Station with following setting:
  - i. Set RMC 12.2Kbps + HSDPA mode.
  - ii. Set Cell Power = -25 dBm
  - iii. Set HS-DSCH Configuration Type to FRC (H-set 12, QPSK)
  - iv. Select HSDPA Uplink Parameters
  - v. Set Gain Factors ( $\beta_c$  and  $\beta_d$ ) and parameters were set according to each Specific sub-test in the following table, C10.1.4, quoted from the TS 34.121
    - a). Subtest 1:  $\beta_c/\beta_d=2/15$
    - b). Subtest 2:  $\beta_c/\beta_d=12/15$
    - c). Subtest 3:  $\beta_c/\beta_d=15/8$
    - d). Subtest 4:  $\beta_c/\beta_d=15/4$
  - vi. Set Delta ACK, Delta NACK and Delta CQI = 8
  - vii. Set Ack-Nack Repetition Factor to 3
  - viii. Set CQI Feedback Cycle (k) to 4 ms
  - ix. Set CQI Repetition Cycle to 2
  - x. Power Ctrl Mode = All Up bits
- d. The transmitted maximum output power was recorded.

The following tests were conducted according to the test requirements outlines in 3GPP TS 34.121 specification.  
A summary of these settings are illustrated below:

**C.8.1.12 Fixed Reference Channel Definition H-Set 12**
**Table C.8.1.12: Fixed Reference Channel H-Set 12**

| Parameter  | Unit      | Value |
|--|-----------|-------|
| Nominal Avg. Inf. Bit Rate   | kbps      | 60    |
| Inter-TTI Distance   | TTI's     | 1     |
| Number of HARQ Processes   | Processes | 6     |
| Information Bit Payload ( $N_{INF}$ )  | Bits      | 120   |
| Number Code Blocks   | Blocks    | 1     |
| Binary Channel Bits Per TTI  | Bits      | 960   |
| Total Available SML's in UE  | SML's     | 19200 |
| Number of SML's per HARQ Proc.   | SML's     | 3200  |
| Coding Rate  |           | 0.15  |
| Number of Physical Channel Codes   | Codes     | 1     |
| Modulation   |           | QPSK  |
| Note 1: The RMC is intended to be used for DC-HSDPA mode and both cells shall transmit with identical parameters as listed in the table.               |           |       |
| Note 2: Maximum number of transmission is limited to 1, i.e., retransmission is not allowed. The redundancy and constellation version 0 shall be used. |           |       |


**Figure C.8.19: Coding rate for Fixed reference Channel H-Set 12 (QPSK)**
**Setup Configuration**

**<WCDMA Conducted Power>**
**General Note:**

1. Per KDB 941225 D01v03r01, for SAR testing is measured using a 12.2 kbps RMC with TPC bits configured to all "1's".
2. Per KDB 941225 D01v03r01, RMC 12.2kbps setting is used to evaluate SAR. The maximum output power and tune-up tolerance specified for production units in HSDPA / HSUPA / DC-HSDPA is  $\leq \frac{1}{4}$  dB higher than RMC 12.2Kbps or when the highest reported SAR of the RMC12.2Kbps is scaled by the ratio of specified maximum output power and tune-up tolerance of HSDPA / HSUPA / DC-HSDPA to RMC12.2Kbps and the adjusted SAR is  $\leq 1.2$  W/kg, SAR measurement is not required for HSDPA / HSUPA / DC-HSDPA, and according to the following RF output power, the output power results of the secondary modes (HSUPA, HSDPA, DC-HSDPA) are less than  $\frac{1}{4}$  dB higher than the primary modes; therefore, SAR measurement is not required for HSDPA / HSUPA / DC-HSDPA.

**<Default Power Mode >**

| Band            |                    | WCDMA II |       |        | Tune-up<br>Limit<br>(dBm) | WCDMA V |       |       | Tune-up<br>Limit<br>(dBm) |
|-----------------|--------------------|----------|-------|--------|---------------------------|---------|-------|-------|---------------------------|
| TX Channel      |                    | 9262     | 9400  | 9538   |                           | 4132    | 4182  | 4233  |                           |
| Rx Channel      |                    | 9662     | 9800  | 9938   |                           | 4357    | 4407  | 4458  |                           |
| Frequency (MHz) |                    | 1852.4   | 1880  | 1907.6 |                           | 826.4   | 836.4 | 846.6 |                           |
| 3GPP Rel 99     | AMR 12.2Kbps       | 24.96    | 24.89 | 24.75  | 25.00                     | 24.90   | 24.90 | 24.89 | 25.00                     |
| 3GPP Rel 99     | RMC 12.2Kbps       | 24.99    | 24.91 | 24.78  | 25.00                     | 24.91   | 24.92 | 24.91 | 25.00                     |
| 3GPP Rel 6      | HSDPA Subtest-1    | 24.00    | 23.94 | 23.84  | 24.00                     | 24.00   | 23.98 | 23.97 | 24.00                     |
| 3GPP Rel 6      | HSDPA Subtest-2    | 24.00    | 23.91 | 23.70  | 24.00                     | 23.93   | 23.91 | 23.98 | 24.00                     |
| 3GPP Rel 6      | HSDPA Subtest-3    | 23.49    | 23.40 | 23.30  | 23.50                     | 23.44   | 23.47 | 23.49 | 23.50                     |
| 3GPP Rel 6      | HSDPA Subtest-4    | 23.50    | 23.39 | 23.24  | 23.50                     | 23.36   | 23.36 | 23.42 | 23.50                     |
| 3GPP Rel 8      | DC-HSDPA Subtest-1 | 23.92    | 23.86 | 23.75  | 24.00                     | 23.92   | 23.90 | 23.88 | 24.00                     |
| 3GPP Rel 8      | DC-HSDPA Subtest-2 | 23.93    | 23.85 | 23.68  | 24.00                     | 23.87   | 23.83 | 23.90 | 24.00                     |
| 3GPP Rel 8      | DC-HSDPA Subtest-3 | 23.40    | 23.31 | 23.20  | 23.50                     | 23.36   | 23.40 | 23.34 | 23.50                     |
| 3GPP Rel 8      | DC-HSDPA Subtest-4 | 23.41    | 23.29 | 23.15  | 23.50                     | 23.27   | 23.29 | 23.35 | 23.50                     |
| 3GPP Rel 6      | HSUPA Subtest-1    | 22.01    | 21.95 | 21.78  | 23.00                     | 21.98   | 21.98 | 22.00 | 23.00                     |
| 3GPP Rel 6      | HSUPA Subtest-2    | 22.00    | 21.96 | 21.86  | 22.00                     | 21.99   | 22.00 | 21.98 | 22.00                     |
| 3GPP Rel 6      | HSUPA Subtest-3    | 23.00    | 22.90 | 22.76  | 23.00                     | 23.00   | 22.98 | 22.97 | 23.00                     |
| 3GPP Rel 6      | HSUPA Subtest-4    | 21.55    | 21.48 | 21.35  | 22.00                     | 21.44   | 21.54 | 21.47 | 22.00                     |
| 3GPP Rel 6      | HSUPA Subtest-5    | 22.00    | 22.90 | 22.80  | 23.00                     | 23.00   | 23.00 | 22.90 | 23.00                     |

**<Reduced Power Mode>**

| Band            |                    | WCDMA II |       |        | Tune-up<br>Limit<br>(dBm) |
|-----------------|--------------------|----------|-------|--------|---------------------------|
| TX Channel      |                    | 9262     | 9400  | 9538   |                           |
| Rx Channel      |                    | 9662     | 9800  | 9938   |                           |
| Frequency (MHz) |                    | 1852.4   | 1880  | 1907.6 |                           |
| 3GPP Rel 99     | AMR 12.2Kbps       | 19.97    | 19.99 | 19.73  | 20.00                     |
| 3GPP Rel 99     | RMC 12.2Kbps       | 19.97    | 20.00 | 19.73  | 20.00                     |
| 3GPP Rel 6      | HSDPA Subtest-1    | 19.97    | 19.99 | 19.02  | 20.00                     |
| 3GPP Rel 6      | HSDPA Subtest-2    | 19.99    | 19.98 | 19.87  | 20.00                     |
| 3GPP Rel 6      | HSDPA Subtest-3    | 19.49    | 19.42 | 19.33  | 19.50                     |
| 3GPP Rel 6      | HSDPA Subtest-4    | 19.44    | 19.44 | 19.27  | 19.50                     |
| 3GPP Rel 8      | DC-HSDPA Subtest-1 | 19.96    | 19.96 | 19.01  | 20.00                     |
| 3GPP Rel 8      | DC-HSDPA Subtest-2 | 19.89    | 19.95 | 19.84  | 20.00                     |
| 3GPP Rel 8      | DC-HSDPA Subtest-3 | 19.44    | 19.41 | 19.27  | 19.50                     |
| 3GPP Rel 8      | DC-HSDPA Subtest-4 | 19.41    | 19.36 | 19.21  | 19.50                     |
| 3GPP Rel 6      | HSUPA Subtest-1    | 18.00    | 18.04 | 18.01  | 19.00                     |
| 3GPP Rel 6      | HSUPA Subtest-2    | 17.95    | 17.98 | 17.97  | 19.00                     |
| 3GPP Rel 6      | HSUPA Subtest-3    | 18.99    | 18.89 | 18.99  | 19.00                     |
| 3GPP Rel 6      | HSUPA Subtest-4    | 17.55    | 17.58 | 17.46  | 19.00                     |
| 3GPP Rel 6      | HSUPA Subtest-5    | 19.00    | 19.00 | 18.90  | 19.00                     |

**<LTE Conducted Power>****General Note:**

1. Anritsu MT8820C base station simulator was used to setup the connection with EUT; the frequency band, channel bandwidth, RB allocation configuration, modulation type are set in the base station simulator to configure EUT transmitting at maximum power and at different configurations which are requested to be reported to FCC, for conducted power measurement and SAR testing.
2. Per KDB 941225 D05v02r05, when a properly configured base station simulator is used for the SAR and power measurements, spectrum plots for each RB allocation and offset configuration is not required.
3. Per KDB 941225 D05v02r05, start with the largest channel bandwidth and measure SAR for QPSK with 1 RB allocation, using the RB offset and required test channel combination with the highest maximum output power for RB offsets at the upper edge, middle and lower edge of each required test channel.
4. Per KDB 941225 D05v02r05, 50% RB allocation for QPSK SAR testing follows 1RB QPSK allocation procedure.
5. Per KDB 941225 D05v02r05, For QPSK with 100% RB allocation, SAR is not required when the highest maximum output power for 100 % RB allocation is less than the highest maximum output power in 50% and 1 RB allocations and the highest reported SAR for 1 RB and 50% RB allocation are  $\leq 0.8$  W/kg. Otherwise, SAR is measured for the highest output power channel; and if the reported SAR is  $> 1.45$  W/kg, the remaining required test channels must also be tested.
6. Per KDB 941225 D05v02r05, 16QAM output power for each RB allocation configuration is  $>$  not  $\frac{1}{2}$  dB higher than the same configuration in QPSK and the reported SAR for the QPSK configuration is  $\leq 1.45$  W/kg; Per KDB 941225 D05v02r05, 16QAM SAR testing is not required.
7. Per KDB 941225 D05v02r05, Smaller bandwidth output power for each RB allocation configuration is  $>$  not  $\frac{1}{2}$  dB higher than the same configuration in the largest supported bandwidth, and the reported SAR for the largest supported bandwidth is  $\leq 1.45$  W/kg; Per KDB 941225 D05v02r05, smaller bandwidth SAR testing is not required.
8. For LTE B5 the maximum bandwidth does not support three non-overlapping channels, per KDB 941225 D05v02r05, when a device supports overlapping channel assignment in a channel bandwidth configuration, the middle channel of the group of overlapping channels should be selected for testing.

**<LTE Band 5>**

| BW [MHz]        | Modulation | RB Size | RB Offset | Power Low<br>Ch. / Freq. | Power Middle<br>Ch. / Freq. | Power High<br>Ch. / Freq. | Tune-up limit<br>(dBm) | MPR<br>(dB) |
|-----------------|------------|---------|-----------|--------------------------|-----------------------------|---------------------------|------------------------|-------------|
| Channel         |            |         |           | 20450                    | 20525                       | 20600                     |                        |             |
| Frequency (MHz) |            |         |           | 829                      | 836.5                       | 844                       |                        |             |
| 10              | QPSK       | 1       | 0         | 23.47                    | 23.48                       | 23.47                     | 24                     | 0           |
| 10              | QPSK       | 1       | 25        | 23.59                    | 23.59                       | 23.61                     |                        |             |
| 10              | QPSK       | 1       | 49        | 23.44                    | 23.45                       | 23.47                     |                        |             |
| 10              | QPSK       | 25      | 0         | 22.51                    | 22.60                       | 22.60                     | 23                     | 1           |
| 10              | QPSK       | 25      | 12        | 22.52                    | 22.55                       | 22.57                     |                        |             |
| 10              | QPSK       | 25      | 25        | 22.53                    | 22.51                       | 22.50                     |                        |             |
| 10              | QPSK       | 50      | 0         | 22.51                    | 22.56                       | 22.59                     | 23                     | 1           |
| 10              | 16QAM      | 1       | 0         | 22.86                    | 22.78                       | 22.77                     |                        |             |
| 10              | 16QAM      | 1       | 25        | 22.96                    | 22.94                       | 22.92                     |                        |             |
| 10              | 16QAM      | 1       | 49        | 22.77                    | 22.84                       | 22.84                     | 22                     | 2           |
| 10              | 16QAM      | 25      | 0         | 21.55                    | 21.62                       | 21.65                     |                        |             |
| 10              | 16QAM      | 25      | 12        | 21.57                    | 21.59                       | 21.63                     |                        |             |
| 10              | 16QAM      | 25      | 25        | 21.55                    | 21.54                       | 21.58                     | 22                     | 2           |
| 10              | 16QAM      | 50      | 0         | 21.53                    | 21.58                       | 21.64                     |                        |             |
| Channel         |            |         |           | 20425                    | 20525                       | 20625                     | Tune-up limit<br>(dBm) | MPR<br>(dB) |
| Frequency (MHz) |            |         |           | 826.5                    | 836.5                       | 846.5                     |                        |             |
| 5               | QPSK       | 1       | 0         | 23.37                    | 23.34                       | 23.39                     | 24                     | 0           |
| 5               | QPSK       | 1       | 12        | 23.56                    | 23.55                       | 23.56                     |                        |             |
| 5               | QPSK       | 1       | 24        | 23.39                    | 23.35                       | 23.39                     |                        |             |
| 5               | QPSK       | 12      | 0         | 22.49                    | 22.56                       | 22.56                     | 23                     | 1           |
| 5               | QPSK       | 12      | 7         | 22.59                    | 22.56                       | 22.56                     |                        |             |
| 5               | QPSK       | 12      | 13        | 22.54                    | 22.48                       | 22.55                     |                        |             |
| 5               | QPSK       | 25      | 0         | 22.52                    | 22.50                       | 22.51                     | 23                     | 1           |
| 5               | 16QAM      | 1       | 0         | 22.80                    | 22.74                       | 22.77                     |                        |             |
| 5               | 16QAM      | 1       | 12        | 22.97                    | 22.96                       | 22.95                     |                        |             |
| 5               | 16QAM      | 1       | 24        | 22.79                    | 22.72                       | 22.76                     | 22                     | 2           |
| 5               | 16QAM      | 12      | 0         | 21.52                    | 21.55                       | 21.60                     |                        |             |
| 5               | 16QAM      | 12      | 7         | 21.60                    | 21.57                       | 21.63                     |                        |             |
| 5               | 16QAM      | 12      | 13        | 21.57                    | 21.50                       | 21.60                     | 22                     | 2           |
| 5               | 16QAM      | 25      | 0         | 21.57                    | 21.54                       | 21.58                     |                        |             |



| Channel         |       |    |    | 20415 | 20525 | 20635 | Tune-up limit<br>(dBm) | MPR<br>(dB) |
|-----------------|-------|----|----|-------|-------|-------|------------------------|-------------|
| Frequency (MHz) |       |    |    | 825.5 | 836.5 | 847.5 |                        |             |
| 3               | QPSK  | 1  | 0  | 23.50 | 23.47 | 23.48 | 24                     | 0           |
| 3               | QPSK  | 1  | 8  | 23.50 | 23.45 | 23.46 |                        |             |
| 3               | QPSK  | 1  | 14 | 23.49 | 23.46 | 23.49 |                        |             |
| 3               | QPSK  | 8  | 0  | 22.50 | 22.51 | 22.49 | 23                     | 1           |
| 3               | QPSK  | 8  | 4  | 22.54 | 22.53 | 22.56 |                        |             |
| 3               | QPSK  | 8  | 7  | 22.53 | 22.50 | 22.52 |                        |             |
| 3               | QPSK  | 15 | 0  | 22.48 | 22.48 | 22.52 |                        |             |
| 3               | 16QAM | 1  | 0  | 22.85 | 22.84 | 22.90 | 23                     | 1           |
| 3               | 16QAM | 1  | 8  | 22.91 | 22.81 | 22.89 |                        |             |
| 3               | 16QAM | 1  | 14 | 22.88 | 22.81 | 22.92 |                        |             |
| 3               | 16QAM | 8  | 0  | 21.62 | 21.61 | 21.65 | 22                     | 2           |
| 3               | 16QAM | 8  | 4  | 21.66 | 21.63 | 21.71 |                        |             |
| 3               | 16QAM | 8  | 7  | 21.65 | 21.60 | 21.67 |                        |             |
| 3               | 16QAM | 15 | 0  | 21.53 | 21.53 | 21.59 |                        |             |
| Channel         |       |    |    | 20407 | 20525 | 20643 | Tune-up limit<br>(dBm) | MPR<br>(dB) |
| Frequency (MHz) |       |    |    | 824.7 | 836.5 | 848.3 |                        |             |
| 1.4             | QPSK  | 1  | 0  | 23.40 | 23.38 | 23.39 | 24                     | 0           |
| 1.4             | QPSK  | 1  | 3  | 23.50 | 23.50 | 23.51 |                        |             |
| 1.4             | QPSK  | 1  | 5  | 23.41 | 23.40 | 23.41 |                        |             |
| 1.4             | QPSK  | 3  | 0  | 23.46 | 23.47 | 23.52 |                        |             |
| 1.4             | QPSK  | 3  | 1  | 23.52 | 23.54 | 23.56 |                        |             |
| 1.4             | QPSK  | 3  | 3  | 23.50 | 23.49 | 23.51 |                        |             |
| 1.4             | QPSK  | 6  | 0  | 22.48 | 22.50 | 22.52 | 23                     | 1           |
| 1.4             | 16QAM | 1  | 0  | 22.79 | 22.81 | 22.81 | 23                     | 1           |
| 1.4             | 16QAM | 1  | 3  | 22.84 | 22.89 | 22.92 |                        |             |
| 1.4             | 16QAM | 1  | 5  | 22.70 | 22.74 | 22.84 |                        |             |
| 1.4             | 16QAM | 3  | 0  | 22.49 | 22.48 | 22.55 |                        |             |
| 1.4             | 16QAM | 3  | 1  | 22.54 | 22.58 | 22.63 |                        |             |
| 1.4             | 16QAM | 3  | 3  | 22.51 | 22.53 | 22.54 |                        |             |
| 1.4             | 16QAM | 6  | 0  | 21.63 | 21.59 | 21.66 | 22                     | 2           |

**<LTE Band 7>**

| BW [MHz]        | Modulation | RB Size | RB Offset | Power Low Ch. / Freq. | Power Middle Ch. / Freq. | Power High Ch. / Freq. | Tune-up limit (dBm) | MPR (dB) |
|-----------------|------------|---------|-----------|-----------------------|--------------------------|------------------------|---------------------|----------|
| Channel         |            |         |           | 20850                 | 21100                    | 21350                  |                     |          |
| Frequency (MHz) |            |         |           | 2510                  | 2535                     | 2560                   |                     |          |
| 20              | QPSK       | 1       | 0         | 23.08                 | 23.32                    | 23.57                  | 24                  | 0        |
| 20              | QPSK       | 1       | 49        | 23.34                 | 23.63                    | 23.85                  |                     |          |
| 20              | QPSK       | 1       | 99        | 23.18                 | 23.46                    | 23.68                  |                     |          |
| 20              | QPSK       | 50      | 0         | 22.31                 | 22.58                    | 22.89                  | 23                  | 1        |
| 20              | QPSK       | 50      | 24        | 22.31                 | 22.55                    | 22.84                  |                     |          |
| 20              | QPSK       | 50      | 50        | 22.30                 | 22.57                    | 22.86                  |                     |          |
| 20              | QPSK       | 100     | 0         | 22.21                 | 22.53                    | 22.88                  |                     |          |
| 20              | 16QAM      | 1       | 0         | 22.33                 | 22.58                    | 22.86                  | 23                  | 1        |
| 20              | 16QAM      | 1       | 49        | 22.53                 | 22.80                    | 23.00                  |                     |          |
| 20              | 16QAM      | 1       | 99        | 22.42                 | 22.69                    | 22.92                  |                     |          |
| 20              | 16QAM      | 50      | 0         | 21.06                 | 21.46                    | 21.89                  | 22                  | 2        |
| 20              | 16QAM      | 50      | 24        | 21.25                 | 21.53                    | 21.84                  |                     |          |
| 20              | 16QAM      | 50      | 50        | 21.26                 | 21.55                    | 21.83                  |                     |          |
| 20              | 16QAM      | 100     | 0         | 21.15                 | 21.49                    | 21.87                  |                     |          |
| Channel         |            |         |           | 20825                 | 21100                    | 21375                  |                     |          |
| Frequency (MHz) |            |         |           | 2507.5                | 2535                     | 2562.5                 |                     |          |
| 15              | QPSK       | 1       | 0         | 23.09                 | 23.40                    | 23.67                  | 24                  | 0        |
| 15              | QPSK       | 1       | 37        | 23.34                 | 23.67                    | 23.80                  |                     |          |
| 15              | QPSK       | 1       | 74        | 23.19                 | 23.48                    | 23.75                  |                     |          |
| 15              | QPSK       | 36      | 0         | 22.14                 | 22.53                    | 22.84                  | 23                  | 1        |
| 15              | QPSK       | 36      | 20        | 22.27                 | 22.60                    | 22.88                  |                     |          |
| 15              | QPSK       | 36      | 39        | 22.28                 | 22.57                    | 22.90                  |                     |          |
| 15              | QPSK       | 75      | 0         | 22.22                 | 22.56                    | 22.87                  |                     |          |
| 15              | 16QAM      | 1       | 0         | 22.38                 | 22.65                    | 22.94                  | 23                  | 1        |
| 15              | 16QAM      | 1       | 37        | 22.57                 | 22.90                    | 22.99                  |                     |          |
| 15              | 16QAM      | 1       | 74        | 22.44                 | 22.72                    | 22.95                  |                     |          |
| 15              | 16QAM      | 36      | 0         | 21.06                 | 21.46                    | 21.83                  | 22                  | 2        |
| 15              | 16QAM      | 36      | 20        | 21.21                 | 21.52                    | 21.87                  |                     |          |
| 15              | 16QAM      | 36      | 39        | 21.23                 | 21.51                    | 21.88                  |                     |          |
| 15              | 16QAM      | 75      | 0         | 21.18                 | 21.52                    | 21.86                  |                     |          |

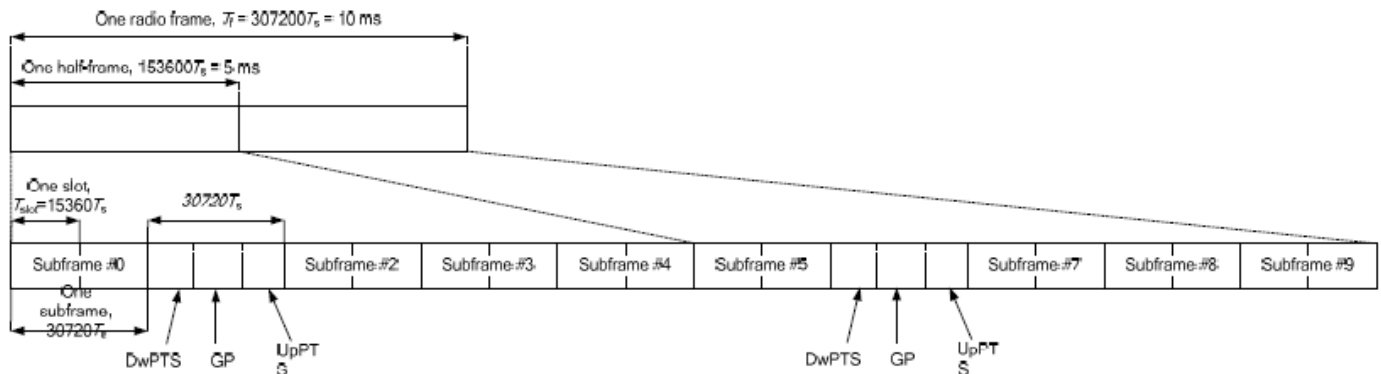
| Channel         |       |    |    | 20800  | 21100 | 21400  | Tune-up limit<br>(dBm) | MPR<br>(dB) |
|-----------------|-------|----|----|--------|-------|--------|------------------------|-------------|
| Frequency (MHz) |       |    |    | 2505   | 2535  | 2565   |                        |             |
| 10              | QPSK  | 1  | 0  | 23.11  | 23.44 | 23.78  | 24                     | 0           |
| 10              | QPSK  | 1  | 25 | 23.29  | 23.62 | 23.84  |                        |             |
| 10              | QPSK  | 1  | 49 | 23.21  | 23.50 | 23.84  |                        |             |
| 10              | QPSK  | 25 | 0  | 22.13  | 22.54 | 22.93  | 23                     | 1           |
| 10              | QPSK  | 25 | 12 | 22.26  | 22.58 | 22.98  |                        |             |
| 10              | QPSK  | 25 | 25 | 22.34  | 22.63 | 22.97  |                        |             |
| 10              | QPSK  | 50 | 0  | 22.26  | 22.57 | 22.96  |                        |             |
| 10              | 16QAM | 1  | 0  | 22.43  | 22.64 | 22.98  | 23                     | 1           |
| 10              | 16QAM | 1  | 25 | 22.47  | 22.94 | 22.96  |                        |             |
| 10              | 16QAM | 1  | 49 | 22.47  | 22.74 | 22.96  |                        |             |
| 10              | 16QAM | 25 | 0  | 21.12  | 21.55 | 21.95  | 22                     | 2           |
| 10              | 16QAM | 25 | 12 | 21.25  | 21.56 | 21.99  |                        |             |
| 10              | 16QAM | 25 | 25 | 21.32  | 21.62 | 21.98  |                        |             |
| 10              | 16QAM | 50 | 0  | 21.23  | 21.57 | 21.97  |                        |             |
| Channel         |       |    |    | 20775  | 21100 | 21425  | Tune-up limit<br>(dBm) | MPR<br>(dB) |
| Frequency (MHz) |       |    |    | 2502.5 | 2535  | 2567.5 |                        |             |
| 5               | QPSK  | 1  | 0  | 23.08  | 23.45 | 23.79  | 24                     | 0           |
| 5               | QPSK  | 1  | 12 | 23.39  | 23.69 | 23.80  |                        |             |
| 5               | QPSK  | 1  | 24 | 23.11  | 23.44 | 23.80  |                        |             |
| 5               | QPSK  | 12 | 0  | 22.15  | 22.53 | 22.93  | 23                     | 1           |
| 5               | QPSK  | 12 | 7  | 22.25  | 22.61 | 22.98  |                        |             |
| 5               | QPSK  | 12 | 13 | 22.30  | 22.57 | 22.93  |                        |             |
| 5               | QPSK  | 25 | 0  | 22.21  | 22.57 | 22.93  |                        |             |
| 5               | 16QAM | 1  | 0  | 22.28  | 22.63 | 22.95  | 23                     | 1           |
| 5               | 16QAM | 1  | 12 | 22.61  | 22.91 | 22.96  |                        |             |
| 5               | 16QAM | 1  | 24 | 22.34  | 22.67 | 22.98  |                        |             |
| 5               | 16QAM | 12 | 0  | 21.13  | 21.49 | 21.92  | 22                     | 2           |
| 5               | 16QAM | 12 | 7  | 21.20  | 21.58 | 21.96  |                        |             |
| 5               | 16QAM | 12 | 13 | 21.25  | 21.53 | 21.91  |                        |             |
| 5               | 16QAM | 25 | 0  | 21.19  | 21.55 | 21.95  |                        |             |

**<TDD LTE SAR Measurement>**

TDD LTE configuration setup for SAR measurement

SAR was tested with a fixed periodic duty factor according to the highest transmission duty factor implemented for the device and supported by 3GPP.

- 3GPP TS 36.211 section 4.2 for Type 2 Frame Structure and Table 4.2-2 for uplink-downlink configurations
- “special subframe S” contains both uplink and downlink transmissions, it has been taken into consideration to determine the transmission duty factor according to the worst case uplink and downlink cyclic prefix requirements for UpPTS
- Establishing connections with base station simulators ensure a consistent means for testing SAR and recommended for evaluating SAR. The Anritsu MT8820C (firmware: #22.52#004) was used for LTE output power measurements and SAR testing.



**Figure 4.2-1: Frame structure type 2 (for 5 ms switch-point periodicity).**

**Table 4.2-2: Uplink-downlink configurations.**

| Uplink-downlink configuration | Downlink-to-Uplink Switch-point periodicity | Subframe number |   |   |   |   |   |   |   |   |   |
|-------------------------------|---|-----------------|---|---|---|---|---|---|---|---|---|
|                               |   | 0               | 1 | 2 | 3 | 4 | 5 | 6 | 7 | 8 | 9 |
| 0                             | 5 ms  | D               | S | U | U | U | D | S | U | U | U |
| 1                             | 5 ms  | D               | S | U | U | D | D | S | U | U | D |
| 2                             | 5 ms  | D               | S | U | D | D | D | S | U | D | D |
| 3                             | 10 ms                                       | D               | S | U | U | U | D | D | D | D | D |
| 4                             | 10 ms                                       | D               | S | U | U | D | D | D | D | D | D |
| 5                             | 10 ms                                       | D               | S | U | D | D | D | D | D | D | D |
| 6                             | 5 ms  | D               | S | U | U | U | D | S | U | U | D |

**Table 4.2-1: Configuration of special subframe (lengths of DwPTS/GP/UpPTS).**

| Special subframe configuration | Normal cyclic prefix in downlink |                                |                                  | Extended cyclic prefix in downlink |                                |                                  |
|--------------------------------|----------------------------------|--------------------------------|----------------------------------|------------------------------------|--------------------------------|----------------------------------|
|                                | DwPTS                            | UpPTS                          |                                  | DwPTS                              | UpPTS                          |                                  |
|                                |                                  | Normal cyclic prefix in uplink | Extended cyclic prefix in uplink |                                    | Normal cyclic prefix in uplink | Extended cyclic prefix in uplink |
| 0                              | $6592 \cdot T_s$                 | $2192 \cdot T_s$               | $2560 \cdot T_s$                 | $7680 \cdot T_s$                   | $2192 \cdot T_s$               | $2560 \cdot T_s$                 |
| 1                              | $19760 \cdot T_s$                |                                |                                  | $20480 \cdot T_s$                  |                                |                                  |
| 2                              | $21952 \cdot T_s$                |                                |                                  | $23040 \cdot T_s$                  |                                |                                  |
| 3                              | $24144 \cdot T_s$                |                                |                                  | $25600 \cdot T_s$                  |                                |                                  |
| 4                              | $26336 \cdot T_s$                | $4384 \cdot T_s$               | $5120 \cdot T_s$                 | $7680 \cdot T_s$                   | $4384 \cdot T_s$               | $5120 \cdot T_s$                 |
| 5                              | $6592 \cdot T_s$                 |                                |                                  | $20480 \cdot T_s$                  |                                |                                  |
| 6                              | $19760 \cdot T_s$                |                                |                                  | $23040 \cdot T_s$                  |                                |                                  |
| 7                              | $21952 \cdot T_s$                |                                |                                  | $12800 \cdot T_s$                  | -                              | -                                |
| 8                              | $24144 \cdot T_s$                |                                |                                  | -                                  |                                |                                  |
| 9                              | $13168 \cdot T_s$                |                                |                                  | -                                  |                                |                                  |

| Special subframe (30720·T <sub>s</sub> ): Normal cyclic prefix in downlink (UpPTS) |                                |                                |                                  |
|--|--------------------------------|--------------------------------|----------------------------------|
|  | Special subframe configuration | Normal cyclic prefix in uplink | Extended cyclic prefix in uplink |
| Uplink duty factor in one special subframe   | 0~4                            | 7.13%                          | 8.33%                            |
|  | 5~9                            | 14.3%                          | 16.7%                            |

| Special subframe(30720·T <sub>s</sub> ): Extended cyclic prefix in downlink (UpPTS) |                                |                                |                                  |
|---|--------------------------------|--------------------------------|----------------------------------|
|   | Special subframe configuration | Normal cyclic prefix in uplink | Extended cyclic prefix in uplink |
| Uplink duty factor in one special subframe  | 0~3                            | 7.13%                          | 8.33%                            |
|   | 4~7                            | 14.3%                          | 16.7%                            |

The highest duty factor is resulted from:

- Uplink-downlink configuration: 0. In a half-frame consisted of 5 subframes, uplink operation is in 3 uplink subframes and 1 special subframe.
- special subframe configuration: 5-9 for normal cyclic prefix in downlink, 4-7 for extended cyclic prefix in downlink
- for special subframe with extended cyclic prefix in uplink, the total uplink duty factor in one half-frame is:  
 $(3+0.167)/5 = 63.3\%$
- for special subframe with normal cyclic prefix in uplink, the total uplink duty factor in one half-frame is:  
 $(3+0.143)/5 = 62.9\%$
- For TDD LTE SAR measurement, the duty cycle 1:1.59 (62.9 %) was used perform testing and considering the theoretical duty cycle of 63.3% for extended cyclic prefix in the uplink, and the theoretical duty cycle of 62.9% for normal cyclic prefix in uplink, a scaling factor of extended cyclic prefix  $63.3\%/62.9\% = 1.006$  is applied to scale-up the measured SAR result. The scaled TDD LTE SAR = measured SAR (W/kg)\* Tune-up Scaling Factor\* scaling factor for extended cyclic prefix.

**<LTE Band 38>**

| BW [MHz]        | Modulation | RB Size | RB Offset | Power Low Ch. / Freq. | Power Middle Ch. / Freq. | Power High Ch. / Freq. | Tune-up limit (dBm) | MPR (dB) |
|-----------------|------------|---------|-----------|-----------------------|--------------------------|------------------------|---------------------|----------|
| Channel         |            |         |           | 37850                 | 38000                    | 38150                  |                     |          |
| Frequency (MHz) |            |         |           | 2580                  | 2595                     | 2610                   |                     |          |
| 20              | QPSK       | 1       | 0         | 23.41                 | 23.42                    | 23.45                  | 24                  | 0        |
| 20              | QPSK       | 1       | 49        | 23.60                 | 23.57                    | 23.53                  |                     |          |
| 20              | QPSK       | 1       | 99        | 23.32                 | 23.29                    | 23.20                  |                     |          |
| 20              | QPSK       | 50      | 0         | 22.58                 | 22.59                    | 22.59                  | 23                  | 1        |
| 20              | QPSK       | 50      | 24        | 22.64                 | 22.63                    | 22.60                  |                     |          |
| 20              | QPSK       | 50      | 50        | 22.60                 | 22.54                    | 22.39                  |                     |          |
| 20              | QPSK       | 100     | 0         | 22.57                 | 22.58                    | 22.48                  | 23                  | 1        |
| 20              | 16QAM      | 1       | 0         | 22.79                 | 22.83                    | 22.82                  |                     |          |
| 20              | 16QAM      | 1       | 49        | 22.99                 | 23.00                    | 22.91                  |                     |          |
| 20              | 16QAM      | 1       | 99        | 22.72                 | 22.66                    | 22.56                  | 22                  | 2        |
| 20              | 16QAM      | 50      | 0         | 21.67                 | 21.71                    | 21.71                  |                     |          |
| 20              | 16QAM      | 50      | 24        | 21.71                 | 21.74                    | 21.64                  |                     |          |
| 20              | 16QAM      | 50      | 50        | 21.69                 | 21.66                    | 21.52                  | 22                  | 2        |
| 20              | 16QAM      | 100     | 0         | 21.68                 | 21.67                    | 21.56                  |                     |          |
| Channel         |            |         |           | 37825                 | 38000                    | 38175                  |                     |          |
| Frequency (MHz) |            |         |           | 2577.5                | 2595                     | 2612.5                 |                     |          |
| 15              | QPSK       | 1       | 0         | 23.56                 | 23.59                    | 23.58                  | 24                  | 0        |
| 15              | QPSK       | 1       | 37        | 23.56                 | 23.58                    | 23.59                  |                     |          |
| 15              | QPSK       | 1       | 74        | 23.52                 | 23.50                    | 23.38                  |                     |          |
| 15              | QPSK       | 36      | 0         | 22.62                 | 22.66                    | 22.59                  | 23                  | 1        |
| 15              | QPSK       | 36      | 20        | 22.65                 | 22.65                    | 22.57                  |                     |          |
| 15              | QPSK       | 36      | 39        | 22.63                 | 22.59                    | 22.51                  |                     |          |
| 15              | QPSK       | 75      | 0         | 22.64                 | 22.67                    | 22.52                  | 23                  | 1        |
| 15              | 16QAM      | 1       | 0         | 22.85                 | 22.90                    | 22.84                  |                     |          |
| 15              | 16QAM      | 1       | 37        | 22.95                 | 22.99                    | 22.90                  |                     |          |
| 15              | 16QAM      | 1       | 74        | 22.83                 | 22.77                    | 22.66                  | 22                  | 2        |
| 15              | 16QAM      | 36      | 0         | 21.65                 | 21.69                    | 21.63                  |                     |          |
| 15              | 16QAM      | 36      | 20        | 21.69                 | 21.67                    | 21.57                  |                     |          |
| 15              | 16QAM      | 36      | 39        | 21.67                 | 21.62                    | 21.48                  | 22                  | 2        |
| 15              | 16QAM      | 75      | 0         | 21.69                 | 21.71                    | 21.61                  |                     |          |



# FCC SAR TEST REPORT

Report No. : FA843024-03

| Channel         |       |    |    | 37800  | 38000 | 38200  | Tune-up limit<br>(dBm) | MPR<br>(dB) |
|-----------------|-------|----|----|--------|-------|--------|------------------------|-------------|
| Frequency (MHz) |       |    |    | 2575   | 2595  | 2615   |                        |             |
| 10              | QPSK  | 1  | 0  | 23.56  | 23.58 | 23.53  | 24                     | 0           |
| 10              | QPSK  | 1  | 25 | 23.58  | 23.59 | 23.57  |                        |             |
| 10              | QPSK  | 1  | 49 | 23.54  | 23.52 | 23.39  |                        |             |
| 10              | QPSK  | 25 | 0  | 22.73  | 22.76 | 22.69  | 23                     | 1           |
| 10              | QPSK  | 25 | 12 | 22.77  | 22.74 | 22.64  |                        |             |
| 10              | QPSK  | 25 | 25 | 22.76  | 22.73 | 22.57  |                        |             |
| 10              | QPSK  | 50 | 0  | 22.70  | 22.70 | 22.57  |                        |             |
| 10              | 16QAM | 1  | 0  | 22.94  | 22.98 | 22.95  | 23                     | 1           |
| 10              | 16QAM | 1  | 25 | 22.96  | 22.95 | 22.95  |                        |             |
| 10              | 16QAM | 1  | 49 | 22.92  | 22.94 | 22.77  |                        |             |
| 10              | 16QAM | 25 | 0  | 21.81  | 21.83 | 21.78  | 22                     | 2           |
| 10              | 16QAM | 25 | 12 | 21.82  | 21.83 | 21.72  |                        |             |
| 10              | 16QAM | 25 | 25 | 21.80  | 21.82 | 21.65  |                        |             |
| 10              | 16QAM | 50 | 0  | 21.77  | 21.82 | 21.71  |                        |             |
| Channel         |       |    |    | 37775  | 38000 | 38225  | Tune-up limit<br>(dBm) | MPR<br>(dB) |
| Frequency (MHz) |       |    |    | 2572.5 | 2595  | 2617.5 |                        |             |
| 5               | QPSK  | 1  | 0  | 23.46  | 23.49 | 23.38  | 24                     | 0           |
| 5               | QPSK  | 1  | 12 | 23.59  | 23.59 | 23.52  |                        |             |
| 5               | QPSK  | 1  | 24 | 23.46  | 23.47 | 23.34  |                        |             |
| 5               | QPSK  | 12 | 0  | 22.64  | 22.68 | 22.57  | 23                     | 1           |
| 5               | QPSK  | 12 | 7  | 22.70  | 22.74 | 22.58  |                        |             |
| 5               | QPSK  | 12 | 13 | 22.65  | 22.67 | 22.52  |                        |             |
| 5               | QPSK  | 25 | 0  | 22.70  | 22.69 | 22.56  |                        |             |
| 5               | 16QAM | 1  | 0  | 22.80  | 22.87 | 22.76  | 23                     | 1           |
| 5               | 16QAM | 1  | 12 | 22.97  | 23.00 | 22.89  |                        |             |
| 5               | 16QAM | 1  | 24 | 22.81  | 22.88 | 22.72  |                        |             |
| 5               | 16QAM | 12 | 0  | 21.71  | 21.74 | 21.63  | 22                     | 2           |
| 5               | 16QAM | 12 | 7  | 21.77  | 21.80 | 21.64  |                        |             |
| 5               | 16QAM | 12 | 13 | 21.73  | 21.74 | 21.58  |                        |             |
| 5               | 16QAM | 25 | 0  | 21.75  | 21.80 | 21.64  |                        |             |

**<WLAN Conducted Power>****General Note:**

1. Per KDB 248227 D01v02r02, SAR test reduction is determined according to 802.11 transmission mode configurations and certain exposure conditions with multiple test positions. In the 2.4 GHz band, separate SAR procedures are applied to DSSS and OFDM configurations to simplify DSSS test requirements. For OFDM, in both 2.4 and 5 GHz bands, an initial test configuration must be determined for each standalone and aggregated frequency band, according to the transmission mode configuration with the highest maximum output power specified for production units to perform SAR measurements. If the same highest maximum output power applies to different combinations of channel bandwidths, modulations and data rates, additional procedures are applied to determine which test configurations require SAR measurement. When applicable, an initial test position may be applied to reduce the number of SAR measurements required for next to the ear, UMPC mini-tablet or hotspot mode configurations with multiple test positions.
2. For 2.4 GHz 802.11b DSSS, either the initial test position procedure for multiple exposure test positions or the DSSS procedure for fixed exposure position is applied; these are mutually exclusive. For 2.4 GHz and 5 GHz OFDM configurations, the initial test configuration is applied to measure SAR using either the initial test position procedure for multiple exposure test position configurations or the initial test configuration procedures for fixed exposure test conditions. Based on the reported SAR of the measured configurations and maximum output power of the transmission mode configurations that are not included in the initial test configuration, the subsequent test configuration and initial test position procedures are applied to determine if SAR measurements are required for the remaining OFDM transmission configurations. In general, the number of test channels that require SAR measurement is minimized based on maximum output power measured for the test sample(s).
3. For OFDM transmission configurations in the 2.4 GHz and 5 GHz bands, When the same maximum power is specified for multiple transmission modes in a frequency band, the largest channel bandwidth, lowest order modulation, lowest data rate and lowest order 802.11a/g/n/ac mode is used for SAR measurement, on the highest measured output power channel for each frequency band.
4. DSSS and OFDM configurations are considered separately according to the required SAR procedures. SAR is measured in the initial test position using the 802.11 transmission mode configuration required by the DSSS procedure or initial test configuration and subsequent test configuration(s) according to the OFDM procedures.<sup>18</sup> The initial test position procedure is described in the following:
  - a. When the reported SAR of the initial test position is  $\leq 0.4$  W/kg, further SAR measurement is not required for the other test positions in that exposure configuration and 802.11 transmission mode combinations within the frequency band or aggregated band.
  - b. When the reported SAR of the test position is  $> 0.4$  W/kg, SAR is repeated for the 802.11 transmission mode configuration tested in the initial test position to measure the subsequent next closet/smallest test separation distance and maximum coupling test position on the highest maximum output power channel, until the report SAR is  $\leq 0.8$  W/kg or all required test position are tested.
  - c. For all positions/configurations, when the reported SAR is  $> 0.8$  W/kg, SAR is measured for these test positions/configurations on the subsequent next highest measured output power channel(s) until the reported SAR is  $\leq 1.2$  W/kg or all required channels are tested.



**<2.4GHz WLAN>**

|             | Mode              | Channel | Frequency (MHz) | Average power (dBm) | Tune-Up Limit | Duty Cycle % |
|-------------|-------------------|---------|-----------------|---------------------|---------------|--------------|
| 2.4GHz WLAN | 802.11b 1Mbps     | 1       | 2412            | 18.62               | 19.00         | 100.00       |
|             |                   | 6       | 2437            | 18.74               | 19.00         |              |
|             |                   | 11      | 2462            | 18.93               | 19.00         |              |
|             | 802.11g 6Mbps     | 1       | 2412            | 15.64               | 16.00         | 96.89        |
|             |                   | 6       | 2437            | 15.86               | 16.00         |              |
|             |                   | 11      | 2462            | 15.76               | 16.00         |              |
|             | 802.11n-HT20 MCS0 | 1       | 2412            | 14.63               | 15.00         | 96.80        |
|             |                   | 6       | 2437            | 14.76               | 15.00         |              |
|             |                   | 11      | 2462            | 14.67               | 15.00         |              |
|             | 802.11n-HT40 MCS0 | 3       | 2422            | 14.61               | 15.00         | 94.15        |
|             |                   | 6       | 2437            | 14.90               | 15.00         |              |
|             |                   | 9       | 2452            | 14.84               | 15.00         |              |

**<5GHz WLAN>**

|             | Mode                | Channel | Frequency (MHz) | Average power (dBm) | Tune-Up Limit | Duty Cycle % |
|-------------|---------------------|---------|-----------------|---------------------|---------------|--------------|
| 5.2GHz WLAN | 802.11a 6Mbps       | 36      | 5180            | 13.88               | 14.00         | 97.20        |
|             |                     | 40      | 5200            | 13.70               | 14.00         |              |
|             |                     | 44      | 5220            | 13.73               | 14.00         |              |
|             |                     | 48      | 5240            | 13.70               | 14.00         |              |
|             | 802.11n-HT20 MCS0   | 36      | 5180            | 13.78               | 14.00         | 97.01        |
|             |                     | 40      | 5200            | 13.52               | 14.00         |              |
|             |                     | 44      | 5220            | 13.93               | 14.00         |              |
|             |                     | 48      | 5240            | 13.96               | 14.00         |              |
|             | 802.11n-HT40 MCS0   | 38      | 5190            | 13.71               | 14.00         | 93.86        |
|             |                     | 46      | 5230            | 13.97               | 14.00         |              |
|             | 802.11ac-VHT20 MCS0 | 36      | 5180            | 11.74               | 12.00         | 97.04        |
|             |                     | 40      | 5200            | 11.38               | 12.00         |              |
|             |                     | 44      | 5220            | 11.62               | 12.00         |              |
|             |                     | 48      | 5240            | 11.73               | 12.00         |              |
|             | 802.11ac-VHT40 MCS0 | 38      | 5190            | 11.73               | 12.00         | 93.91        |
|             |                     | 46      | 5230            | 11.69               | 12.00         |              |
|             | 802.11ac-VHT80 MCS0 | 42      | 5210            | 11.92               | 12.00         | 90.00        |

|             | Mode                | Channel | Frequency (MHz) | Average power (dBm) | Tune-Up Limit | Duty Cycle % |
|-------------|---------------------|---------|-----------------|---------------------|---------------|--------------|
| 5.3GHz WLAN | 802.11a 6Mbps       | 52      | 5260            | 13.82               | 14.00         | 97.20        |
|             |                     | 56      | 5280            | 13.84               | 14.00         |              |
|             |                     | 60      | 5300            | 13.71               | 14.00         |              |
|             |                     | 64      | 5320            | 13.84               | 14.00         |              |
|             | 802.11n-HT20 MCS0   | 52      | 5260            | 13.98               | 14.00         | 97.01        |
|             |                     | 56      | 5280            | 13.85               | 14.00         |              |
|             |                     | 60      | 5300            | 13.92               | 14.00         |              |
|             |                     | 64      | 5320            | 13.81               | 14.00         |              |
|             | 802.11n-HT40 MCS0   | 54      | 5270            | 13.73               | 14.00         | 93.86        |
|             |                     | 62      | 5310            | 13.94               | 14.00         |              |
|             | 802.11ac-VHT20 MCS0 | 52      | 5260            | 11.66               | 12.00         | 97.04        |
|             |                     | 56      | 5280            | 11.88               | 12.00         |              |
|             |                     | 60      | 5300            | 11.95               | 12.00         |              |
|             |                     | 64      | 5320            | 11.88               | 12.00         |              |
|             | 802.11ac-VHT40 MCS0 | 54      | 5270            | 11.78               | 12.00         | 93.91        |
|             |                     | 62      | 5310            | 11.93               | 12.00         |              |
|             | 802.11ac-VHT80 MCS0 | 58      | 5290            | 9.36                | 9.50          | 90.00        |

| 5.5GHz WLAN | Mode                | Channel | Frequency (MHz) | Average power (dBm) | Tune-Up Limit | Duty Cycle % |
|-------------|---------------------|---------|-----------------|---------------------|---------------|--------------|
|             | 802.11a 6Mbps       | 100     | 5500            | 13.75               | 14.00         | 97.20        |
|             |                     | 116     | 5580            | 13.77               | 14.00         |              |
|             |                     | 124     | 5620            | 13.79               | 14.00         |              |
|             |                     | 132     | 5660            | 13.70               | 14.00         |              |
|             |                     | 140     | 5700            | 13.88               | 14.00         |              |
|             | 802.11n-HT20 MCS0   | 100     | 5500            | 13.84               | 14.00         | 97.01        |
|             |                     | 116     | 5580            | 13.91               | 14.00         |              |
|             |                     | 124     | 5620            | 13.98               | 14.00         |              |
|             |                     | 132     | 5660            | 13.98               | 14.00         |              |
|             |                     | 140     | 5700            | 13.84               | 14.00         |              |
|             | 802.11n-HT40 MCS0   | 102     | 5510            | 13.82               | 14.00         | 93.86        |
|             |                     | 110     | 5550            | 13.98               | 14.00         |              |
|             |                     | 126     | 5630            | 13.65               | 14.00         |              |
|             |                     | 134     | 5670            | 13.78               | 14.00         |              |
|             | 802.11ac-VHT20 MCS0 | 100     | 5500            | 11.70               | 12.00         | 97.04        |
|             |                     | 116     | 5580            | 11.81               | 12.00         |              |
|             |                     | 124     | 5620            | 11.86               | 12.00         |              |
|             |                     | 132     | 5660            | 11.79               | 12.00         |              |
|             |                     | 140     | 5700            | 11.72               | 12.00         |              |
|             | 802.11ac-VHT40 MCS0 | 102     | 5510            | 11.90               | 12.00         | 93.91        |
|             |                     | 110     | 5550            | 11.96               | 12.00         |              |
|             |                     | 126     | 5630            | 11.98               | 12.00         |              |
|             |                     | 134     | 5670            | 11.85               | 12.00         |              |
|             | 802.11ac-VHT80 MCS0 | 106     | 5530            | 8.02                | 9.00          | 90.00        |
|             |                     | 122     | 5610            | 11.89               | 12.00         |              |

| 5.8GHz WLAN | Mode                | Channel | Frequency (MHz) | Average power (dBm) | Tune-Up Limit | Duty Cycle % |
|-------------|---------------------|---------|-----------------|---------------------|---------------|--------------|
|             | 802.11a MCS0        | 149     | 5745            | 13.91               | 14.00         | 97.20        |
|             |                     | 157     | 5785            | 13.87               | 14.00         |              |
|             |                     | 165     | 5825            | 13.80               | 14.00         |              |
|             | 802.11n-HT20 MCS0   | 149     | 5745            | 13.69               | 14.00         | 97.01        |
|             |                     | 157     | 5785            | 13.66               | 14.00         |              |
|             |                     | 165     | 5825            | 13.66               | 14.00         |              |
|             | 802.11n-HT40 MCS0   | 151     | 5755            | 13.95               | 14.00         | 93.86        |
|             |                     | 159     | 5795            | 13.84               | 14.00         |              |
|             | 802.11ac-VHT20 MCS0 | 149     | 5745            | 11.83               | 12.00         | 97.04        |
|             |                     | 157     | 5785            | 11.79               | 12.00         |              |
|             |                     | 165     | 5825            | 11.80               | 12.00         |              |
|             | 802.11ac-VHT40 MCS0 | 151     | 5755            | 11.94               | 12.00         | 93.91        |
|             |                     | 159     | 5795            | 11.90               | 12.00         |              |
|             | 802.11ac-VHT80 MCS0 | 155     | 5775            | 11.99               | 12.00         | 90.00        |

## 12. Bluetooth Exclusions Applied

| Mode Band        | Max Average power(dBm) |     |
|------------------|------------------------|-----|
|                  | BR/EDR                 | LE  |
| 2.4GHz Bluetooth | 7.5                    | 0.0 |

**Note:**

- Per KDB 447498 D01v06, the 1-g and 10-g SAR test exclusion thresholds for 100 MHz to 6 GHz at *test separation distances*  $\leq 50$  mm are determined by:  

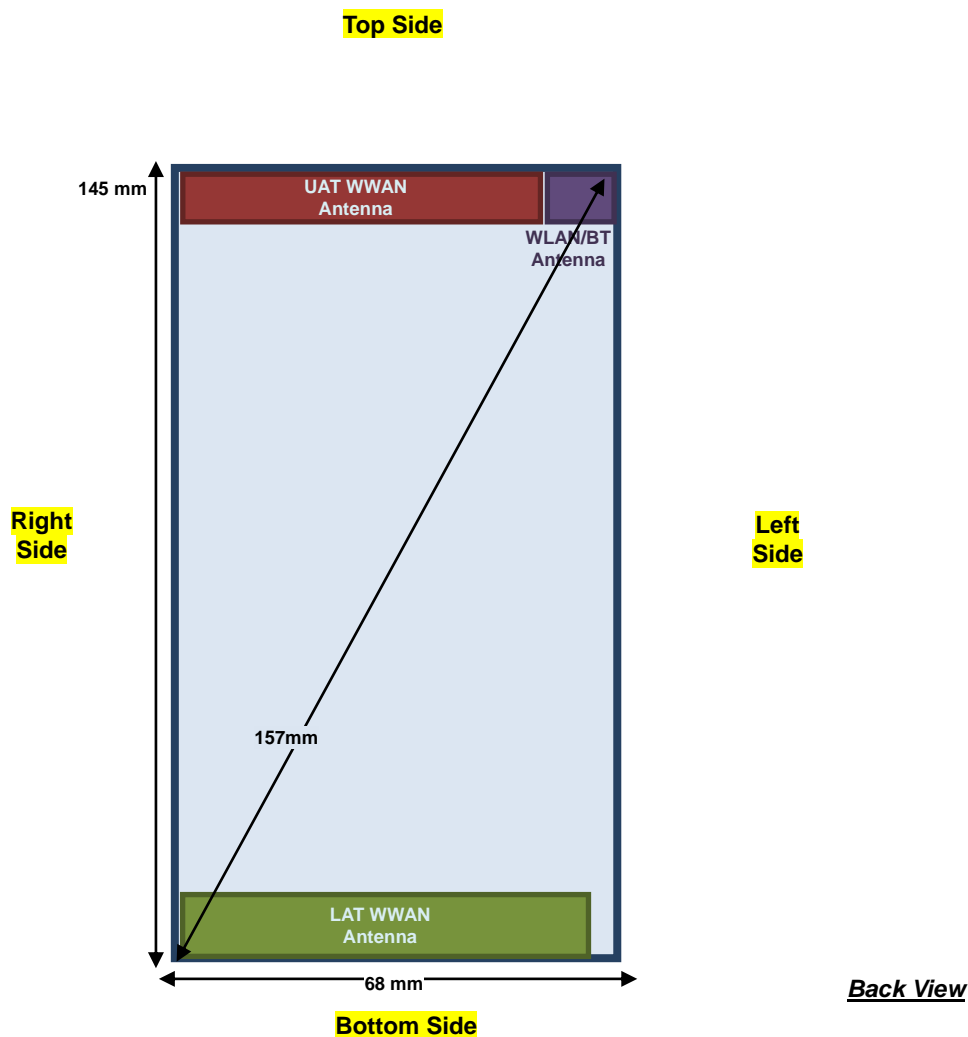
$$[(\text{max. power of channel, including tune-up tolerance, mW}) / (\text{min. test separation distance, mm})] \cdot [\sqrt{f(\text{GHz})}] \leq 3.0$$
for 1-g SAR and  $\leq 7.5$  for 10-g extremity SAR
  - f(GHz) is the RF channel transmit frequency in GHz
  - Power and distance are rounded to the nearest mW and mm before calculation
  - The result is rounded to one decimal place for comparison

| Bluetooth Max Power (dBm) | Separation Distance (mm) | Frequency (GHz) | exclusion thresholds |
|---------------------------|--------------------------|-----------------|----------------------|
| 7.5                       | < 5                      | 2.48            | 1.77                 |

**Note:**

Per KDB 447498 D01v06, when the minimum test separation distance is < 5 mm, a distance of 5 mm is applied to determine SAR test exclusion. The test exclusion threshold is 1.77 which is  $\leq 3$ , SAR testing is not required.

### 13. Antenna Location



| WWAN Antenna support bands |   |
|----------------------------|---|
| WWAN UAT                   | GSM 850, WCDMA V, LTE B5                |
| WWAN LAT                   | GSM 850/1900, WCDMA II/V, LTE B5/B7/B38 |

| Distance of the Antenna to the EUT surface/edge |        |        |          |             |            |           |
|---|--------|--------|----------|-------------|------------|-----------|
| Antennas  | Back   | Front  | Top Side | Bottom Side | Right Side | Left Side |
| WWAN LAT  | ≤ 25mm | ≤ 25mm | >25mm    | ≤ 25mm      | ≤ 25mm     | ≤ 25mm    |
| WWAN UAT  | ≤ 25mm | ≤ 25mm | ≤ 25mm   | >25mm       | ≤ 25mm     | ≤ 25mm    |
| BT&WLAN   | ≤ 25mm | ≤ 25mm | ≤ 25mm   | >25mm       | >25mm      | ≤ 25mm    |

| Positions for SAR tests; Hotspot mode |      |       |          |             |            |           |
|---------------------------------------|------|-------|----------|-------------|------------|-----------|
| Antennas                              | Back | Front | Top Side | Bottom Side | Right Side | Left Side |
| WWAN LAT                              | Yes  | Yes   | No       | Yes         | Yes        | Yes       |
| WWAN UAT                              | Yes  | Yes   | Yes      | No          | Yes        | Yes       |
| BT&WLAN                               | Yes  | Yes   | Yes      | No          | No         | Yes       |

**General Note:**

- Referring to KDB 941225 D06 v02r01, when the overall device length and width are ≥ 9cm\*5cm, the test distance is 10 mm. SAR must be measured for all sides and surfaces with a transmitting antenna located within 25mm from that surface or edge

## 14. SAR Test Results

### General Note:

1. Per KDB 447498 D01v06, the reported SAR is the measured SAR value adjusted for maximum tune-up tolerance.
  - a. Tune-up scaling Factor = tune-up limit power (mW) / EUT RF power (mW), where tune-up limit is the maximum rated power among all production units.
  - b. For SAR testing of WLAN signal with non-100% duty cycle, the measured SAR is scaled-up by the duty cycle scaling factor which is equal to "1/(duty cycle)"
  - c. For WWAN: Reported SAR(W/kg)= Measured SAR(W/kg)\*Tune-up Scaling Factor
  - d. For WLAN/Bluetooth: Reported SAR(W/kg)= Measured SAR(W/kg)\* Duty Cycle scaling factor \* Tune-up scaling factor
  - e. For TDD LTE SAR measurement, the duty cycle 1:1.59 (62.9 %) was used perform testing and considering the theoretical duty cycle of 63.3% for extended cyclic prefix in the uplink, and the theoretical duty cycle of 62.9% for normal cyclic prefix in uplink, a scaling factor of extended cyclic prefix 63.3%/62.9% = 1.006 is applied to scale-up the measured SAR result.  
The Reported TDD LTE SAR = measured SAR (W/kg)\* Tune-up Scaling Factor\* scaling factor for extended cyclic prefix.
2. Per KDB 447498 D01v06, for each exposure position, testing of other required channels within the operating mode of a frequency band is not required when the *reported* 1-g or 10-g SAR for the mid-band or highest output power channel is:
  - $\leq 0.8$  W/kg or 2.0 W/kg, for 1-g or 10-g respectively, when the transmission band is  $\leq 100$  MHz
  - $\leq 0.6$  W/kg or 1.5 W/kg, for 1-g or 10-g respectively, when the transmission band is between 100 MHz and 200 MHz
  - $\leq 0.4$  W/kg or 1.0 W/kg, for 1-g or 10-g respectively, when the transmission band is  $\geq 200$  MHz
3. Per KDB 865664 D01v01r04, for each frequency band, repeated SAR measurement is required only when the measured SAR is  $\geq 0.8$ W/kg.
4. When hotspot mode is enabled, power reduction will be activated to limit the maximum power of GSM1900 and WCDMA B2
5. Per KDB 648474 D04v01r03, when the reported SAR for a body-worn accessory measured without a headset connected to the handset is  $\leq 1.2$  W/kg, SAR testing with a headset connected to the handset is not required.

### GSM Note:

1. Per KDB 941225 D01v03r01, for SAR test reduction for GSM / GPRS / EDGE modes is determined by the source-based time-averaged output power including tune-up tolerance. The mode with highest specified time-averaged output power should be tested for SAR compliance in the applicable exposure conditions. For modes with the same specified maximum output power and tolerance, the higher number time-slot configuration should be tested. Therefore, the GPRS (1Tx slots) for GSM850/GSM1900 is considered as the primary mode.
2. Other configurations of GSM / GPRS / EDGE are considered as secondary modes. The 3G SAR test reduction procedure is applied, when the maximum output power and tune-up tolerance specified for production units in a secondary mode is  $\leq \frac{1}{4}$  dB higher than the primary mode, SAR measurement is not required for the secondary mode.
3. Power reduction which is triggered by hotspot mode is implemented in GSM1900 band, for hotspot mode SAR testing EUT was set in reduced power mode and GPRS 1 Tx slot due to its highest frame-average power.

### UMTS Note:

1. Per KDB 941225 D01v03r01, for SAR testing is measured using a 12.2 kbps RMC with TPC bits configured to all "1's".
2. Per KDB 941225 D01v03r01, RMC 12.2kbps setting is used to evaluate SAR. The maximum output power and tune-up tolerance specified for production units in HSDPA / HSUPA / DC-HSDPA is  $\leq \frac{1}{4}$  dB higher than RMC 12.2Kbps or when the highest reported SAR of the RMC12.2Kbps is scaled by the ratio of specified maximum output power and tune-up tolerance of HSDPA / HSUPA / DC-HSDPA to RMC12.2Kbps and the adjusted SAR is  $\leq 1.2$  W/kg, SAR measurement is not required for HSDPA / HSUPA / DC-HSDPA, and according to the following RF output power, the output power results of the secondary modes (HSUPA, HSDPA, DC-HSDPA) are less than  $\frac{1}{4}$  dB higher than the primary modes; therefore, SAR measurement is not required for HSDPA / HSUPA / DC-HSDPA.

**LTE Note:**

1. Per KDB 941225 D05v02r05, start with the largest channel bandwidth and measure SAR for QPSK with 1 RB allocation, using the RB offset and required test channel combination with the highest maximum output power for RB offsets at the upper edge, middle and lower edge of each required test channel.
2. Per KDB 941225 D05v02r05, 50% RB allocation for QPSK SAR testing follows 1RB QPSK allocation procedure.
3. Per KDB 941225 D05v02r05, For QPSK with 100% RB allocation, SAR is not required when the highest maximum output power for 100 % RB allocation is less than the highest maximum output power in 50% and 1 RB allocations and the highest reported SAR for 1 RB and 50% RB allocation are  $\leq 0.8$  W/kg. Otherwise, SAR is measured for the highest output power channel; and if the reported SAR is  $> 1.45$  W/kg, the remaining required test channels must also be tested.
4. Per KDB 941225 D05v02r05, 16QAM output power for each RB allocation configuration is  $>$  not  $\frac{1}{2}$  dB higher than the same configuration in QPSK and the reported SAR for the QPSK configuration is  $\leq 1.45$  W/kg; Per KDB 941225 D05v02r05, 16QAM SAR testing is not required.
5. Per KDB 941225 D05v02r05, Smaller bandwidth output power for each RB allocation configuration is  $>$  not  $\frac{1}{2}$  dB higher than the same configuration in the largest supported bandwidth, and the reported SAR for the largest supported bandwidth is  $\leq 1.45$  W/kg; Per KDB 941225 D05v02r05, smaller bandwidth SAR testing is not required.
6. For LTE B5 the maximum bandwidth does not support three non-overlapping channels, per KDB 941225 D05v02r05, when a device supports overlapping channel assignment in a channel bandwidth configuration, the middle channel of the group of overlapping channels should be selected for testing.

**WLAN Note:**

1. Per KDB 248227 D01v02r02, for 2.4GHz 802.11g/n SAR testing is not required when the highest reported SAR for DSSS is adjusted by the ratio of OFDM to DSSS specified maximum output power and the adjusted SAR is  $\leq 1.2$  W/kg.
2. Per KDB 248227 D01v02r02, U-NII-1 SAR testing is not required when the U-NII-2A band highest reported SAR for a test configuration is  $\leq 1.2$  W/kg, SAR is not required for U-NII-1 band.
3. When the reported SAR of the test position is  $> 0.4$  W/kg, SAR is repeated for the 802.11 transmission mode configuration tested in the initial test position to measure the subsequent next closet/smallest test separation distance and maximum coupling test position on the highest maximum output power channel, until the report SAR is  $\leq 0.8$  W/kg or all required test position are tested.
4. For all positions / configurations, when the reported SAR is  $> 0.8$  W/kg, SAR is measured for these test positions / configurations on the subsequent next highest measured output power channel(s) until the reported SAR is  $\leq 1.2$  W/kg or all required channels are tested.
5. During SAR testing the WLAN transmission was verified using a spectrum analyzer.

## 14.1 Head SAR

### <GSM SAR>

| Plot No. | Band        | Mode             | Test Position | Gap (mm) | Ch. | Freq. (MHz) | Average Power (dBm) | Tune-Up Limit (dBm) | Tune-up Scaling Factor | Power Drift (dB) | Measured 1g SAR (W/kg) | Reported 1g SAR (W/kg) |
|----------|-------------|------------------|---------------|----------|-----|-------------|---------------------|---------------------|------------------------|------------------|------------------------|------------------------|
| 01       | GSM850_UAT  | GPRS (1 Tx slot) | Right Cheek   | 0mm      | 251 | 848.8       | 34.00               | 34.00               | 1.000                  | -0.05            | 0.753                  | 0.753                  |
|          | GSM850_UAT  | GPRS (1 Tx slot) | Right Tilted  | 0mm      | 251 | 848.8       | 34.00               | 34.00               | 1.000                  | 0.02             | 0.518                  | 0.518                  |
|          | GSM850_UAT  | GPRS (1 Tx slot) | Left Cheek    | 0mm      | 251 | 848.8       | 34.00               | 34.00               | 1.000                  | 0.02             | 0.772                  | 0.772                  |
|          | GSM850_UAT  | GPRS (1 Tx slot) | Left Tilted   | 0mm      | 251 | 848.8       | 34.00               | 34.00               | 1.000                  | -0.01            | 0.532                  | 0.532                  |
|          | GSM850_LAT  | GPRS (1 Tx slot) | Right Cheek   | 0mm      | 251 | 848.8       | 34.00               | 34.00               | 1.000                  | -0.07            | 0.306                  | 0.306                  |
|          | GSM850_LAT  | GPRS (1 Tx slot) | Right Tilted  | 0mm      | 251 | 848.8       | 34.00               | 34.00               | 1.000                  | 0.02             | 0.207                  | 0.207                  |
|          | GSM850_LAT  | GPRS (1 Tx slot) | Left Cheek    | 0mm      | 251 | 848.8       | 34.00               | 34.00               | 1.000                  | -0.03            | 0.332                  | 0.332                  |
|          | GSM850_LAT  | GPRS (1 Tx slot) | Left Tilted   | 0mm      | 251 | 848.8       | 34.00               | 34.00               | 1.000                  | 0.01             | 0.206                  | 0.206                  |
| 02       | GSM1900_LAT | GPRS (1 Tx slot) | Right Cheek   | 0mm      | 512 | 1850.2      | 30.78               | 31.00               | 1.052                  | 0.11             | 0.054                  | 0.057                  |
|          | GSM1900_LAT | GPRS (1 Tx slot) | Right Tilted  | 0mm      | 512 | 1850.2      | 30.78               | 31.00               | 1.052                  | -0.14            | 0.028                  | 0.029                  |
|          | GSM1900_LAT | GPRS (1 Tx slot) | Left Cheek    | 0mm      | 512 | 1850.2      | 30.78               | 31.00               | 1.052                  | -0.07            | 0.038                  | 0.040                  |
|          | GSM1900_LAT | GPRS (1 Tx slot) | Left Tilted   | 0mm      | 512 | 1850.2      | 30.78               | 31.00               | 1.052                  | -0.13            | 0.031                  | 0.033                  |

### <WCDMA SAR>

| Plot No. | Band         | Mode         | Test Position | Gap (mm) | Ch.  | Freq. (MHz) | Average Power (dBm) | Tune-Up Limit (dBm) | Tune-up Scaling Factor | Power Drift (dB) | Measured 1g SAR (W/kg) | Reported 1g SAR (W/kg) |
|----------|--------------|--------------|---------------|----------|------|-------------|---------------------|---------------------|------------------------|------------------|------------------------|------------------------|
| 03       | WCDMA II_LAT | RMC 12.2Kbps | Right Cheek   | 0mm      | 9262 | 1852.4      | 24.99               | 25.00               | 1.002                  | -0.06            | 0.181                  | 0.181                  |
|          | WCDMA II_LAT | RMC 12.2Kbps | Right Tilted  | 0mm      | 9262 | 1852.4      | 24.99               | 25.00               | 1.002                  | 0.07             | 0.069                  | 0.069                  |
|          | WCDMA II_LAT | RMC 12.2Kbps | Left Cheek    | 0mm      | 9262 | 1852.4      | 24.99               | 25.00               | 1.002                  | 0.04             | 0.104                  | 0.104                  |
|          | WCDMA II_LAT | RMC 12.2Kbps | Left Tilted   | 0mm      | 9262 | 1852.4      | 24.99               | 25.00               | 1.002                  | -0.04            | 0.094                  | 0.094                  |
|          | WCDMA V_UAT  | RMC 12.2Kbps | Right Cheek   | 0mm      | 4182 | 836.4       | 24.92               | 25.00               | 1.019                  | -0.05            | 0.899                  | 0.916                  |
|          | WCDMA V_UAT  | RMC 12.2Kbps | Right Cheek   | 0mm      | 4132 | 826.4       | 24.91               | 25.00               | 1.021                  | -0.01            | 0.829                  | 0.846                  |
|          | WCDMA V_UAT  | RMC 12.2Kbps | Right Cheek   | 0mm      | 4233 | 846.6       | 24.91               | 25.00               | 1.021                  | -0.02            | 0.921                  | 0.940                  |
|          | WCDMA V_UAT  | RMC 12.2Kbps | Right Tilted  | 0mm      | 4182 | 836.4       | 24.92               | 25.00               | 1.019                  | 0.07             | 0.597                  | 0.608                  |
|          | WCDMA V_UAT  | RMC 12.2Kbps | Left Cheek    | 0mm      | 4182 | 836.4       | 24.92               | 25.00               | 1.019                  | 0.04             | 0.961                  | 0.979                  |
|          | WCDMA V_UAT  | RMC 12.2Kbps | Left Cheek    | 0mm      | 4132 | 826.4       | 24.91               | 25.00               | 1.021                  | -0.01            | 0.897                  | 0.916                  |
|          | WCDMA V_UAT  | RMC 12.2Kbps | Left Cheek    | 0mm      | 4233 | 846.6       | 24.91               | 25.00               | 1.021                  | 0.03             | 0.991                  | 1.012                  |
|          | WCDMA V_UAT  | RMC 12.2Kbps | Left Tilted   | 0mm      | 4182 | 836.4       | 24.92               | 25.00               | 1.019                  | -0.02            | 0.624                  | 0.636                  |
|          | WCDMA V_LAT  | RMC 12.2Kbps | Right Cheek   | 0mm      | 4182 | 836.4       | 24.92               | 25.00               | 1.019                  | -0.07            | 0.361                  | 0.368                  |
|          | WCDMA V_LAT  | RMC 12.2Kbps | Right Tilted  | 0mm      | 4182 | 836.4       | 24.92               | 25.00               | 1.019                  | 0.01             | 0.234                  | 0.238                  |
|          | WCDMA V_LAT  | RMC 12.2Kbps | Left Cheek    | 0mm      | 4182 | 836.4       | 24.92               | 25.00               | 1.019                  | -0.02            | 0.378                  | 0.385                  |
|          | WCDMA V_LAT  | RMC 12.2Kbps | Left Tilted   | 0mm      | 4182 | 836.4       | 24.92               | 25.00               | 1.019                  | 0.02             | 0.205                  | 0.209                  |



**<FDD LTE SAR>**

| Plot No. | Band           | BW (MHz) | Modulation | RB Size | RB offset | Test Position | Gap (mm) | Ch.   | Freq. (MHz) | Average Power (dBm) | Tune-Up Limit (dBm) | Tune-up Scaling Factor | Power Drift (dB) | Measured 1g SAR (W/kg) | Reported 1g SAR (W/kg) |
|----------|----------------|----------|------------|---------|-----------|---------------|----------|-------|-------------|---------------------|---------------------|------------------------|------------------|------------------------|------------------------|
| 05       | LTE Band 5_UAT | 10M      | QPSK       | 1       | 25        | Right Cheek   | 0mm      | 20525 | 836.5       | 23.59               | 24.00               | 1.099                  | -0.01            | 0.712                  | 0.782                  |
|          | LTE Band 5_UAT | 10M      | QPSK       | 25      | 0         | Right Cheek   | 0mm      | 20525 | 836.5       | 22.60               | 23.00               | 1.096                  | -0.02            | 0.560                  | 0.614                  |
|          | LTE Band 5_UAT | 10M      | QPSK       | 1       | 25        | Right Tilted  | 0mm      | 20525 | 836.5       | 23.59               | 24.00               | 1.099                  | 0                | 0.396                  | 0.435                  |
|          | LTE Band 5_UAT | 10M      | QPSK       | 25      | 0         | Right Tilted  | 0mm      | 20525 | 836.5       | 22.60               | 23.00               | 1.096                  | 0.01             | 0.316                  | 0.346                  |
|          | LTE Band 5_UAT | 10M      | QPSK       | 1       | 25        | Left Cheek    | 0mm      | 20525 | 836.5       | 23.59               | 24.00               | 1.099                  | 0.02             | 0.660                  | 0.725                  |
|          | LTE Band 5_UAT | 10M      | QPSK       | 25      | 0         | Left Cheek    | 0mm      | 20525 | 836.5       | 22.60               | 23.00               | 1.096                  | 0.05             | 0.529                  | 0.580                  |
|          | LTE Band 5_UAT | 10M      | QPSK       | 1       | 25        | Left Tilted   | 0mm      | 20525 | 836.5       | 23.59               | 24.00               | 1.099                  | -0.03            | 0.430                  | 0.473                  |
|          | LTE Band 5_UAT | 10M      | QPSK       | 25      | 0         | Left Tilted   | 0mm      | 20525 | 836.5       | 22.60               | 23.00               | 1.096                  | 0.02             | 0.337                  | 0.370                  |
|          | LTE Band 5_LAT | 10M      | QPSK       | 1       | 25        | Right Cheek   | 0mm      | 20525 | 836.5       | 23.59               | 24.00               | 1.099                  | -0.08            | 0.194                  | 0.213                  |
|          | LTE Band 5_LAT | 10M      | QPSK       | 25      | 0         | Right Cheek   | 0mm      | 20525 | 836.5       | 22.60               | 23.00               | 1.096                  | -0.01            | 0.145                  | 0.159                  |
|          | LTE Band 5_LAT | 10M      | QPSK       | 1       | 25        | Right Tilted  | 0mm      | 20525 | 836.5       | 23.59               | 24.00               | 1.099                  | 0.03             | 0.114                  | 0.125                  |
|          | LTE Band 5_LAT | 10M      | QPSK       | 25      | 0         | Right Tilted  | 0mm      | 20525 | 836.5       | 22.60               | 23.00               | 1.096                  | 0.04             | 0.104                  | 0.114                  |
|          | LTE Band 5_LAT | 10M      | QPSK       | 1       | 25        | Left Cheek    | 0mm      | 20525 | 836.5       | 23.59               | 24.00               | 1.099                  | -0.02            | 0.280                  | 0.308                  |
|          | LTE Band 5_LAT | 10M      | QPSK       | 25      | 0         | Left Cheek    | 0mm      | 20525 | 836.5       | 22.60               | 23.00               | 1.096                  | 0.04             | 0.215                  | 0.236                  |
|          | LTE Band 5_LAT | 10M      | QPSK       | 1       | 25        | Left Tilted   | 0mm      | 20525 | 836.5       | 23.59               | 24.00               | 1.099                  | -0.01            | 0.113                  | 0.124                  |
|          | LTE Band 5_LAT | 10M      | QPSK       | 25      | 0         | Left Tilted   | 0mm      | 20525 | 836.5       | 22.60               | 23.00               | 1.096                  | 0.01             | 0.085                  | 0.093                  |
| 06       | LTE Band 7_LAT | 20M      | QPSK       | 1       | 49        | Right Cheek   | 0mm      | 21350 | 2560        | 23.85               | 24.00               | 1.035                  | -0.08            | 0.224                  | 0.232                  |
|          | LTE Band 7_LAT | 20M      | QPSK       | 50      | 0         | Right Cheek   | 0mm      | 21350 | 2560        | 22.89               | 23.00               | 1.026                  | 0.04             | 0.174                  | 0.178                  |
|          | LTE Band 7_LAT | 20M      | QPSK       | 1       | 49        | Right Tilted  | 0mm      | 21350 | 2560        | 23.85               | 24.00               | 1.035                  | -0.06            | 0.113                  | 0.117                  |
|          | LTE Band 7_LAT | 20M      | QPSK       | 50      | 0         | Right Tilted  | 0mm      | 21350 | 2560        | 22.89               | 23.00               | 1.026                  | 0.13             | 0.090                  | 0.092                  |
|          | LTE Band 7_LAT | 20M      | QPSK       | 1       | 49        | Left Cheek    | 0mm      | 21350 | 2560        | 23.85               | 24.00               | 1.035                  | 0.08             | 0.223                  | 0.231                  |
|          | LTE Band 7_LAT | 20M      | QPSK       | 50      | 0         | Left Cheek    | 0mm      | 21350 | 2560        | 22.89               | 23.00               | 1.026                  | 0.18             | 0.180                  | 0.185                  |
|          | LTE Band 7_LAT | 20M      | QPSK       | 1       | 49        | Left Tilted   | 0mm      | 21350 | 2560        | 23.85               | 24.00               | 1.035                  | 0.09             | 0.121                  | 0.125                  |
|          | LTE Band 7_LAT | 20M      | QPSK       | 50      | 0         | Left Tilted   | 0mm      | 21350 | 2560        | 22.89               | 23.00               | 1.026                  | 0.09             | 0.118                  | 0.121                  |

**<TDD LTE SAR>**

| Plot No. | Band            | BW (MHz) | Modulation | RB Size | RB offset | Test Position | Gap (mm) | Ch.   | Freq. (MHz) | Average Power (dBm) | Tune-Up Limit (dBm) | Tune-up Scaling Factor | Duty Cycle % | Duty Cycle Scaling Factor | Power Drift (dB) | Measured 1g SAR (W/kg) | Reported 1g SAR (W/kg) |
|----------|-----------------|----------|------------|---------|-----------|---------------|----------|-------|-------------|---------------------|---------------------|------------------------|--------------|---------------------------|------------------|------------------------|------------------------|
| 07       | LTE Band 38_LAT | 20M      | QPSK       | 1       | 49        | Right Cheek   | 0mm      | 38000 | 2595        | 23.57               | 24.00               | 1.104                  | 62.9         | 1.006                     | -0.16            | 0.176                  | 0.195                  |
|          | LTE Band 38_LAT | 20M      | QPSK       | 50      | 24        | Right Cheek   | 0mm      | 38000 | 2595        | 22.63               | 23.00               | 1.089                  | 62.9         | 1.006                     | 0.07             | 0.138                  | 0.151                  |
|          | LTE Band 38_LAT | 20M      | QPSK       | 1       | 49        | Right Tilted  | 0mm      | 38000 | 2595        | 23.57               | 24.00               | 1.104                  | 62.9         | 1.006                     | 0.11             | 0.102                  | 0.113                  |
|          | LTE Band 38_LAT | 20M      | QPSK       | 50      | 24        | Right Tilted  | 0mm      | 38000 | 2595        | 22.63               | 23.00               | 1.089                  | 62.9         | 1.006                     | 0.02             | 0.081                  | 0.089                  |
|          | LTE Band 38_LAT | 20M      | QPSK       | 1       | 49        | Left Cheek    | 0mm      | 38000 | 2595        | 23.57               | 24.00               | 1.104                  | 62.9         | 1.006                     | 0.12             | 0.142                  | 0.158                  |
|          | LTE Band 38_LAT | 20M      | QPSK       | 50      | 24        | Left Cheek    | 0mm      | 38000 | 2595        | 22.63               | 23.00               | 1.089                  | 62.9         | 1.006                     | 0.05             | 0.135                  | 0.148                  |
|          | LTE Band 38_LAT | 20M      | QPSK       | 1       | 49        | Left Tilted   | 0mm      | 38000 | 2595        | 23.57               | 24.00               | 1.104                  | 62.9         | 1.006                     | 0.12             | 0.082                  | 0.091                  |
|          | LTE Band 38_LAT | 20M      | QPSK       | 50      | 24        | Left Tilted   | 0mm      | 38000 | 2595        | 22.63               | 23.00               | 1.089                  | 62.9         | 1.006                     | 0.16             | 0.064                  | 0.070                  |

**<WLAN SAR>**

| Plot No. | Band       | Mode              | Test Position | Gap (mm) | Ch. | Freq. (MHz) | Average Power (dBm) | Tune-Up Limit (dBm) | Tune-up Scaling Factor | Duty Cycle % | Duty Cycle Scaling Factor | Power Drift (dB) | Measured 1g SAR (W/kg) | Reported 1g SAR (W/kg) |
|----------|------------|-------------------|---------------|----------|-----|-------------|---------------------|---------------------|------------------------|--------------|---------------------------|------------------|------------------------|------------------------|
|          | WLAN2.4GHz | 802.11b 1Mbps     | Right Cheek   | 0mm      | 11  | 2462        | 18.93               | 19.00               | 1.016                  | 100          | 1.000                     | -0.06            | 0.222                  | 0.226                  |
| 08       | WLAN2.4GHz | 802.11b 1Mbps     | Right Tilted  | 0mm      | 11  | 2462        | 18.93               | 19.00               | 1.016                  | 100          | 1.000                     | -0.04            | 0.257                  | 0.261                  |
|          | WLAN2.4GHz | 802.11b 1Mbps     | Left Cheek    | 0mm      | 11  | 2462        | 18.93               | 19.00               | 1.016                  | 100          | 1.000                     | 0.12             | 0.148                  | 0.150                  |
|          | WLAN2.4GHz | 802.11b 1Mbps     | Left Tilted   | 0mm      | 11  | 2462        | 18.93               | 19.00               | 1.016                  | 100          | 1.000                     | 0.01             | 0.207                  | 0.210                  |
| 09       | WLAN5GHz   | 802.11n-HT40 MCS0 | Right Cheek   | 0mm      | 62  | 5310        | 13.94               | 14.00               | 1.015                  | 93.86        | 1.065                     | -0.16            | 0.192                  | 0.207                  |
|          | WLAN5GHz   | 802.11n-HT40 MCS0 | Right Tilted  | 0mm      | 62  | 5310        | 13.94               | 14.00               | 1.015                  | 93.86        | 1.065                     | 0.19             | 0.187                  | 0.202                  |
|          | WLAN5GHz   | 802.11n-HT40 MCS0 | Left Cheek    | 0mm      | 62  | 5310        | 13.94               | 14.00               | 1.015                  | 93.86        | 1.065                     | 0.04             | 0.125                  | 0.135                  |
|          | WLAN5GHz   | 802.11n-HT40 MCS0 | Left Tilted   | 0mm      | 62  | 5310        | 13.94               | 14.00               | 1.015                  | 93.86        | 1.065                     | 0.07             | 0.144                  | 0.156                  |
|          | WLAN5GHz   | 802.11n-HT40 MCS0 | Right Cheek   | 0mm      | 110 | 5550        | 13.98               | 14.00               | 1.005                  | 93.86        | 1.065                     | 0.05             | 0.299                  | 0.320                  |
| 10       | WLAN5GHz   | 802.11n-HT40 MCS0 | Right Tilted  | 0mm      | 110 | 5550        | 13.98               | 14.00               | 1.005                  | 93.86        | 1.065                     | 0.12             | 0.309                  | 0.331                  |
|          | WLAN5GHz   | 802.11n-HT40 MCS0 | Left Cheek    | 0mm      | 110 | 5550        | 13.98               | 14.00               | 1.005                  | 93.86        | 1.065                     | 0.07             | 0.185                  | 0.198                  |
|          | WLAN5GHz   | 802.11n-HT40 MCS0 | Left Tilted   | 0mm      | 110 | 5550        | 13.98               | 14.00               | 1.005                  | 93.86        | 1.065                     | 0.08             | 0.213                  | 0.228                  |
|          | WLAN5GHz   | 802.11n-HT40 MCS0 | Right Cheek   | 0mm      | 151 | 5755        | 13.95               | 14.00               | 1.012                  | 93.86        | 1.065                     | 0.04             | 0.180                  | 0.194                  |
| 11       | WLAN5GHz   | 802.11n-HT40 MCS0 | Right Tilted  | 0mm      | 151 | 5755        | 13.95               | 14.00               | 1.012                  | 93.86        | 1.065                     | -0.11            | 0.193                  | 0.208                  |
|          | WLAN5GHz   | 802.11n-HT40 MCS0 | Left Cheek    | 0mm      | 151 | 5755        | 13.95               | 14.00               | 1.012                  | 93.86        | 1.065                     | -0.16            | 0.104                  | 0.112                  |
|          | WLAN5GHz   | 802.11n-HT40 MCS0 | Left Tilted   | 0mm      | 151 | 5755        | 13.95               | 14.00               | 1.012                  | 93.86        | 1.065                     | -0.07            | 0.099                  | 0.107                  |

## 14.2 Hotspot SAR

### <GSM SAR>

| Plot No. | Band        | Mode              | Test Position | Gap (mm) | Power Reduction | Ch. | Freq. (MHz) | Average Power (dBm) | Tune-Up Limit (dBm) | Tune-up Scaling Factor | Power Drift (dB) | Measured 1g SAR (W/kg) | Reported 1g SAR (W/kg) |
|----------|-------------|-------------------|---------------|----------|-----------------|-----|-------------|---------------------|---------------------|------------------------|------------------|------------------------|------------------------|
|          | GSM850_UAT  | GPRS (1 Tx slot)  | Front         | 10mm     | OFF             | 251 | 848.8       | 34.00               | 34.00               | 1.000                  | -0.06            | 0.241                  | 0.241                  |
|          | GSM850_UAT  | GPRS (1 Tx slot)  | Back          | 10mm     | OFF             | 251 | 848.8       | 34.00               | 34.00               | 1.000                  | -0.01            | 0.273                  | 0.273                  |
|          | GSM850_UAT  | GPRS (1 Tx slot)  | Left Side     | 10mm     | OFF             | 251 | 848.8       | 34.00               | 34.00               | 1.000                  | 0.03             | 0.200                  | 0.200                  |
|          | GSM850_UAT  | GPRS (1 Tx slot)  | Right Side    | 10mm     | OFF             | 251 | 848.8       | 34.00               | 34.00               | 1.000                  | -0.07            | 0.255                  | 0.255                  |
|          | GSM850_UAT  | GPRS (1 Tx slot)  | Top Side      | 10mm     | OFF             | 251 | 848.8       | 34.00               | 34.00               | 1.000                  | -0.11            | 0.099                  | 0.099                  |
|          | GSM850_LAT  | GPRS (1 Tx slot)  | Front         | 10mm     | OFF             | 251 | 848.8       | 34.00               | 34.00               | 1.000                  | -0.03            | 0.411                  | 0.411                  |
|          | GSM850_LAT  | GPRS (1 Tx slot)  | Back          | 10mm     | OFF             | 251 | 848.8       | 34.00               | 34.00               | 1.000                  | -0.05            | 0.422                  | 0.422                  |
| 12       | GSM850_LAT  | GPRS (1 Tx slot)  | Left Side     | 10mm     | OFF             | 251 | 848.8       | 34.00               | 34.00               | 1.000                  | 0.03             | 0.539                  | 0.539                  |
|          | GSM850_LAT  | GPRS (1 Tx slot)  | Right Side    | 10mm     | OFF             | 251 | 848.8       | 34.00               | 34.00               | 1.000                  | -0.06            | 0.335                  | 0.335                  |
|          | GSM850_LAT  | GPRS (1 Tx slot)  | Bottom Side   | 10mm     | OFF             | 251 | 848.8       | 34.00               | 34.00               | 1.000                  | -0.17            | 0.245                  | 0.245                  |
|          | GSM1900_LAT | GPRS (3 Tx slots) | Front         | 10mm     | ON              | 810 | 1909.8      | 23.71               | 24.50               | 1.199                  | 0.03             | 0.289                  | 0.347                  |
|          | GSM1900_LAT | GPRS (3 Tx slots) | Back          | 10mm     | ON              | 810 | 1909.8      | 23.71               | 24.50               | 1.199                  | -0.06            | 0.488                  | 0.585                  |
|          | GSM1900_LAT | GPRS (3 Tx slots) | Left Side     | 10mm     | ON              | 810 | 1909.8      | 23.71               | 24.50               | 1.199                  | 0.16             | 0.042                  | 0.050                  |
|          | GSM1900_LAT | GPRS (3 Tx slots) | Right Side    | 10mm     | ON              | 810 | 1909.8      | 23.71               | 24.50               | 1.199                  | 0.14             | 0.082                  | 0.098                  |
| 13       | GSM1900_LAT | GPRS (3 Tx slots) | Bottom Side   | 10mm     | ON              | 512 | 1850.2      | 23.70               | 24.50               | 1.202                  | 0.11             | 0.834                  | 1.003                  |
|          | GSM1900_LAT | GPRS (3 Tx slots) | Bottom Side   | 10mm     | ON              | 661 | 1880        | 23.71               | 24.50               | 1.199                  | 0.03             | 0.809                  | 0.970                  |
|          | GSM1900_LAT | GPRS (3 Tx slots) | Bottom Side   | 10mm     | ON              | 810 | 1909.8      | 23.71               | 24.50               | 1.199                  | 0.11             | 0.810                  | 0.972                  |

### <WCDMA SAR>

| Plot No. | Band         | Mode         | Test Position | Gap (mm) | Power Reduction | Ch.  | Freq. (MHz) | Average Power (dBm) | Tune-Up Limit (dBm) | Tune-up Scaling Factor | Power Drift (dB) | Measured 1g SAR (W/kg) | Reported 1g SAR (W/kg) |
|----------|--------------|--------------|---------------|----------|-----------------|------|-------------|---------------------|---------------------|------------------------|------------------|------------------------|------------------------|
|          | WCDMA II_LAT | RMC 12.2Kbps | Front         | 10mm     | ON              | 9400 | 1880        | 20.00               | 20.00               | 1.000                  | 0.08             | 0.379                  | 0.379                  |
|          | WCDMA II_LAT | RMC 12.2Kbps | Back          | 10mm     | ON              | 9400 | 1880        | 20.00               | 20.00               | 1.000                  | 0.01             | 0.630                  | 0.630                  |
|          | WCDMA II_LAT | RMC 12.2Kbps | Left Side     | 10mm     | ON              | 9400 | 1880        | 20.00               | 20.00               | 1.000                  | -0.07            | 0.046                  | 0.046                  |
|          | WCDMA II_LAT | RMC 12.2Kbps | Right Side    | 10mm     | ON              | 9400 | 1880        | 20.00               | 20.00               | 1.000                  | 0.12             | 0.083                  | 0.083                  |
|          | WCDMA II_LAT | RMC 12.2Kbps | Bottom Side   | 10mm     | ON              | 9400 | 1880        | 20.00               | 20.00               | 1.000                  | 0.05             | 1.060                  | 1.060                  |
| 14       | WCDMA II_LAT | RMC 12.2Kbps | Bottom Side   | 10mm     | ON              | 9262 | 1852.4      | 19.97               | 20.00               | 1.007                  | 0.14             | 1.170                  | 1.178                  |
|          | WCDMA II_LAT | RMC 12.2Kbps | Bottom Side   | 10mm     | ON              | 9538 | 1907.6      | 19.73               | 20.00               | 1.064                  | 0.09             | 0.900                  | 0.958                  |
|          | WCDMA V_UAT  | RMC 12.2Kbps | Front         | 10mm     | OFF             | 4182 | 836.4       | 24.92               | 25.00               | 1.019                  | 0.02             | 0.199                  | 0.203                  |
|          | WCDMA V_UAT  | RMC 12.2Kbps | Back          | 10mm     | OFF             | 4182 | 836.4       | 24.92               | 25.00               | 1.019                  | -0.01            | 0.228                  | 0.232                  |
|          | WCDMA V_UAT  | RMC 12.2Kbps | Left Side     | 10mm     | OFF             | 4182 | 836.4       | 24.92               | 25.00               | 1.019                  | 0                | 0.147                  | 0.150                  |
|          | WCDMA V_UAT  | RMC 12.2Kbps | Right Side    | 10mm     | OFF             | 4182 | 836.4       | 24.92               | 25.00               | 1.019                  | 0                | 0.210                  | 0.214                  |
|          | WCDMA V_UAT  | RMC 12.2Kbps | Top Side      | 10mm     | OFF             | 4182 | 836.4       | 24.92               | 25.00               | 1.019                  | -0.03            | 0.080                  | 0.081                  |
|          | WCDMA V_LAT  | RMC 12.2Kbps | Front         | 10mm     | OFF             | 4182 | 836.4       | 24.92               | 25.00               | 1.019                  | 0.01             | 0.449                  | 0.457                  |
|          | WCDMA V_LAT  | RMC 12.2Kbps | Back          | 10mm     | OFF             | 4182 | 836.4       | 24.92               | 25.00               | 1.019                  | 0                | 0.480                  | 0.489                  |
| 15       | WCDMA V_LAT  | RMC 12.2Kbps | Left Side     | 10mm     | OFF             | 4182 | 836.4       | 24.92               | 25.00               | 1.019                  | 0.01             | 0.586                  | 0.597                  |
|          | WCDMA V_LAT  | RMC 12.2Kbps | Right Side    | 10mm     | OFF             | 4182 | 836.4       | 24.92               | 25.00               | 1.019                  | -0.01            | 0.363                  | 0.370                  |
|          | WCDMA V_LAT  | RMC 12.2Kbps | Bottom Side   | 10mm     | OFF             | 4182 | 836.4       | 24.92               | 25.00               | 1.019                  | 0.09             | 0.280                  | 0.285                  |



## <FDD LTE SAR>

| Plot No. | Band           | BW (MHz) | Modulation | RB Size | RB offset | Test Position | Gap (mm) | Power Reduction | Ch.   | Freq. (MHz) | Average Power (dBm) | Tune-Up Limit (dBm) | Tune-up Scaling Factor | Power Drift (dB) | Measured 1g SAR (W/kg) | Reported 1g SAR (W/kg) |
|----------|----------------|----------|------------|---------|-----------|---------------|----------|-----------------|-------|-------------|---------------------|---------------------|------------------------|------------------|------------------------|------------------------|
|          | LTE Band 5_UAT | 10M      | QPSK       | 1       | 25        | Front         | 10mm     | OFF             | 20525 | 836.5       | 23.59               | 24.00               | 1.099                  | -0.11            | 0.195                  | 0.214                  |
|          | LTE Band 5_UAT | 10M      | QPSK       | 25      | 0         | Front         | 10mm     | OFF             | 20525 | 836.5       | 22.60               | 23.00               | 1.096                  | -0.02            | 0.152                  | 0.167                  |
|          | LTE Band 5_UAT | 10M      | QPSK       | 1       | 25        | Back          | 10mm     | OFF             | 20525 | 836.5       | 23.59               | 24.00               | 1.099                  | 0.05             | 0.220                  | 0.242                  |
|          | LTE Band 5_UAT | 10M      | QPSK       | 25      | 0         | Back          | 10mm     | OFF             | 20525 | 836.5       | 22.60               | 23.00               | 1.096                  | 0.04             | 0.172                  | 0.189                  |
|          | LTE Band 5_UAT | 10M      | QPSK       | 1       | 25        | Left Side     | 10mm     | OFF             | 20525 | 836.5       | 23.59               | 24.00               | 1.099                  | 0.03             | 0.160                  | 0.176                  |
|          | LTE Band 5_UAT | 10M      | QPSK       | 25      | 0         | Left Side     | 10mm     | OFF             | 20525 | 836.5       | 22.60               | 23.00               | 1.096                  | -0.01            | 0.127                  | 0.139                  |
|          | LTE Band 5_UAT | 10M      | QPSK       | 1       | 25        | Right Side    | 10mm     | OFF             | 20525 | 836.5       | 23.59               | 24.00               | 1.099                  | -0.01            | 0.211                  | 0.232                  |
|          | LTE Band 5_UAT | 10M      | QPSK       | 25      | 0         | Right Side    | 10mm     | OFF             | 20525 | 836.5       | 22.60               | 23.00               | 1.096                  | -0.02            | 0.164                  | 0.180                  |
|          | LTE Band 5_UAT | 10M      | QPSK       | 1       | 25        | Top Side      | 10mm     | OFF             | 20525 | 836.5       | 23.59               | 24.00               | 1.099                  | 0.03             | 0.078                  | 0.086                  |
|          | LTE Band 5_UAT | 10M      | QPSK       | 25      | 0         | Top Side      | 10mm     | OFF             | 20525 | 836.5       | 22.60               | 23.00               | 1.096                  | -0.01            | 0.059                  | 0.065                  |
|          | LTE Band 5_LAT | 10M      | QPSK       | 1       | 25        | Front         | 10mm     | OFF             | 20525 | 836.5       | 23.59               | 24.00               | 1.099                  | -0.03            | 0.370                  | 0.407                  |
|          | LTE Band 5_LAT | 10M      | QPSK       | 25      | 0         | Front         | 10mm     | OFF             | 20525 | 836.5       | 22.60               | 23.00               | 1.096                  | 0.01             | 0.294                  | 0.322                  |
|          | LTE Band 5_LAT | 10M      | QPSK       | 1       | 25        | Back          | 10mm     | OFF             | 20525 | 836.5       | 23.59               | 24.00               | 1.099                  | 0                | 0.292                  | 0.321                  |
|          | LTE Band 5_LAT | 10M      | QPSK       | 25      | 0         | Back          | 10mm     | OFF             | 20525 | 836.5       | 22.60               | 23.00               | 1.096                  | 0                | 0.303                  | 0.332                  |
| 16       | LTE Band 5_LAT | 10M      | QPSK       | 1       | 25        | Left Side     | 10mm     | OFF             | 20525 | 836.5       | 23.59               | 24.00               | 1.099                  | -0.01            | 0.432                  | 0.475                  |
|          | LTE Band 5_LAT | 10M      | QPSK       | 25      | 0         | Left Side     | 10mm     | OFF             | 20525 | 836.5       | 22.60               | 23.00               | 1.096                  | -0.03            | 0.338                  | 0.371                  |
|          | LTE Band 5_LAT | 10M      | QPSK       | 1       | 25        | Right Side    | 10mm     | OFF             | 20525 | 836.5       | 23.59               | 24.00               | 1.099                  | 0                | 0.292                  | 0.321                  |
|          | LTE Band 5_LAT | 10M      | QPSK       | 25      | 0         | Right Side    | 10mm     | OFF             | 20525 | 836.5       | 22.60               | 23.00               | 1.096                  | 0                | 0.233                  | 0.255                  |
|          | LTE Band 5_LAT | 10M      | QPSK       | 1       | 25        | Bottom Side   | 10mm     | OFF             | 20525 | 836.5       | 23.59               | 24.00               | 1.099                  | 0.07             | 0.211                  | 0.232                  |
|          | LTE Band 5_LAT | 10M      | QPSK       | 25      | 0         | Bottom Side   | 10mm     | OFF             | 20525 | 836.5       | 22.60               | 23.00               | 1.096                  | 0.14             | 0.161                  | 0.177                  |
|          | LTE Band 7_LAT | 20M      | QPSK       | 1       | 49        | Front         | 10mm     | OFF             | 21350 | 2560        | 23.85               | 24.00               | 1.035                  | -0.15            | 0.666                  | 0.689                  |
|          | LTE Band 7_LAT | 20M      | QPSK       | 50      | 0         | Front         | 10mm     | OFF             | 21350 | 2560        | 22.89               | 23.00               | 1.026                  | -0.04            | 0.513                  | 0.526                  |
|          | LTE Band 7_LAT | 20M      | QPSK       | 1       | 49        | Back          | 10mm     | OFF             | 21350 | 2560        | 23.85               | 24.00               | 1.035                  | -0.04            | 0.918                  | 0.950                  |
| 17       | LTE Band 7_LAT | 20M      | QPSK       | 1       | 49        | Back          | 10mm     | OFF             | 20850 | 2510        | 23.34               | 24.00               | 1.164                  | -0.06            | 0.969                  | 1.128                  |
|          | LTE Band 7_LAT | 20M      | QPSK       | 1       | 49        | Back          | 10mm     | OFF             | 21100 | 2535        | 23.63               | 24.00               | 1.089                  | -0.01            | 0.969                  | 1.055                  |
|          | LTE Band 7_LAT | 20M      | QPSK       | 50      | 0         | Back          | 10mm     | OFF             | 21350 | 2560        | 22.89               | 23.00               | 1.026                  | -0.06            | 0.784                  | 0.804                  |
|          | LTE Band 7_LAT | 20M      | QPSK       | 50      | 0         | Back          | 10mm     | OFF             | 20850 | 2510        | 22.31               | 23.00               | 1.172                  | -0.01            | 0.755                  | 0.885                  |
|          | LTE Band 7_LAT | 20M      | QPSK       | 50      | 0         | Back          | 10mm     | OFF             | 21100 | 2535        | 22.58               | 23.00               | 1.102                  | -0.02            | 0.782                  | 0.861                  |
|          | LTE Band 7_LAT | 20M      | QPSK       | 100     | 0         | Back          | 10mm     | OFF             | 21350 | 2560        | 22.88               | 23.00               | 1.028                  | 0.01             | 0.749                  | 0.770                  |
|          | LTE Band 7_LAT | 20M      | QPSK       | 1       | 49        | Left Side     | 10mm     | OFF             | 21350 | 2560        | 23.85               | 24.00               | 1.035                  | -0.12            | 0.149                  | 0.154                  |
|          | LTE Band 7_LAT | 20M      | QPSK       | 50      | 0         | Left Side     | 10mm     | OFF             | 21350 | 2560        | 22.89               | 23.00               | 1.026                  | 0.12             | 0.115                  | 0.118                  |
|          | LTE Band 7_LAT | 20M      | QPSK       | 1       | 49        | Right Side    | 10mm     | OFF             | 21350 | 2560        | 23.85               | 24.00               | 1.035                  | -0.14            | 0.217                  | 0.225                  |
|          | LTE Band 7_LAT | 20M      | QPSK       | 50      | 0         | Right Side    | 10mm     | OFF             | 21350 | 2560        | 22.89               | 23.00               | 1.026                  | 0.03             | 0.206                  | 0.211                  |
|          | LTE Band 7_LAT | 20M      | QPSK       | 1       | 49        | Bottom Side   | 10mm     | OFF             | 21350 | 2560        | 23.85               | 24.00               | 1.035                  | -0.03            | 0.446                  | 0.462                  |
|          | LTE Band 7_LAT | 20M      | QPSK       | 50      | 0         | Bottom Side   | 10mm     | OFF             | 21350 | 2560        | 22.89               | 23.00               | 1.026                  | -0.03            | 0.357                  | 0.366                  |

**<TDD LTE SAR>**

| Plot No. | Band            | BW (MHz) | Modulation | RB Size | RB offset | Test Position | Gap (mm) | Power Reduction | Ch.   | Freq. (MHz) | Average Power (dBm) | Tune-Up Limit (dBm) | Tune-up Scaling Factor | Duty Cycle % | Duty Cycle Scaling Factor | Power Drift (dB) | Measured 1g SAR (W/kg) | Reported 1g SAR (W/kg) |
|----------|-----------------|----------|------------|---------|-----------|---------------|----------|-----------------|-------|-------------|---------------------|---------------------|------------------------|--------------|---------------------------|------------------|------------------------|------------------------|
|          | LTE Band 38_LAT | 20M      | QPSK       | 1       | 49        | Front         | 10mm     | OFF             | 38000 | 2595        | 23.57               | 24.00               | 1.104                  | 62.9         | 1.006                     | 0.01             | 0.440                  | 0.489                  |
|          | LTE Band 38_LAT | 20M      | QPSK       | 50      | 24        | Front         | 10mm     | OFF             | 38000 | 2595        | 22.63               | 23.00               | 1.089                  | 62.9         | 1.006                     | 0                | 0.347                  | 0.380                  |
| 18       | LTE Band 38_LAT | 20M      | QPSK       | 1       | 49        | Back          | 10mm     | OFF             | 38000 | 2595        | 23.57               | 24.00               | 1.104                  | 62.9         | 1.006                     | -0.03            | 0.538                  | 0.598                  |
|          | LTE Band 38_LAT | 20M      | QPSK       | 50      | 24        | Back          | 10mm     | OFF             | 38000 | 2595        | 22.63               | 23.00               | 1.089                  | 62.9         | 1.006                     | -0.08            | 0.424                  | 0.464                  |
|          | LTE Band 38_LAT | 20M      | QPSK       | 1       | 49        | Left Side     | 10mm     | OFF             | 38000 | 2595        | 23.57               | 24.00               | 1.104                  | 62.9         | 1.006                     | -0.11            | 0.065                  | 0.072                  |
|          | LTE Band 38_LAT | 20M      | QPSK       | 50      | 24        | Left Side     | 10mm     | OFF             | 38000 | 2595        | 22.63               | 23.00               | 1.089                  | 62.9         | 1.006                     | -0.12            | 0.055                  | 0.060                  |
|          | LTE Band 38_LAT | 20M      | QPSK       | 1       | 49        | Right Side    | 10mm     | OFF             | 38000 | 2595        | 23.57               | 24.00               | 1.104                  | 62.9         | 1.006                     | 0                | 0.127                  | 0.141                  |
|          | LTE Band 38_LAT | 20M      | QPSK       | 50      | 24        | Right Side    | 10mm     | OFF             | 38000 | 2595        | 22.63               | 23.00               | 1.089                  | 62.9         | 1.006                     | 0.03             | 0.100                  | 0.110                  |
|          | LTE Band 38_LAT | 20M      | QPSK       | 1       | 49        | Bottom Side   | 10mm     | OFF             | 38000 | 2595        | 23.57               | 24.00               | 1.104                  | 62.9         | 1.006                     | 0.05             | 0.313                  | 0.348                  |
|          | LTE Band 38_LAT | 20M      | QPSK       | 50      | 24        | Bottom Side   | 10mm     | OFF             | 38000 | 2595        | 22.63               | 23.00               | 1.089                  | 62.9         | 1.006                     | -0.01            | 0.249                  | 0.273                  |

**<WLAN SAR>**

| Plot No. | Band       | Mode              | Test Position | Gap (mm) | Ch. | Freq. (MHz) | Average Power (dBm) | Tune-Up Limit (dBm) | Tune-up Scaling Factor | Duty Cycle % | Duty Cycle Scaling Factor | Power Drift (dB) | Measured 1g SAR (W/kg) | Reported 1g SAR (W/kg) |
|----------|------------|-------------------|---------------|----------|-----|-------------|---------------------|---------------------|------------------------|--------------|---------------------------|------------------|------------------------|------------------------|
|          | WLAN2.4GHz | 802.11b 1Mbps     | Front         | 10mm     | 11  | 2462        | 18.93               | 19.00               | 1.016                  | 100          | 1.000                     | -0.07            | 0.070                  | 0.071                  |
| 19       | WLAN2.4GHz | 802.11b 1Mbps     | Back          | 10mm     | 11  | 2462        | 18.93               | 19.00               | 1.016                  | 100          | 1.000                     | -0.06            | 0.125                  | 0.127                  |
|          | WLAN2.4GHz | 802.11b 1Mbps     | Left Side     | 10mm     | 11  | 2462        | 18.93               | 19.00               | 1.016                  | 100          | 1.000                     | 0.02             | 0.022                  | 0.022                  |
|          | WLAN2.4GHz | 802.11b 1Mbps     | Top Side      | 10mm     | 11  | 2462        | 18.93               | 19.00               | 1.016                  | 100          | 1.000                     | -0.14            | 0.121                  | 0.123                  |
|          | WLAN5GHz   | 802.11n-HT40 MCS0 | Front         | 10mm     | 46  | 5230        | 13.97               | 14.00               | 1.007                  | 93.86        | 1.065                     | 0.14             | 0.011                  | 0.012                  |
|          | WLAN5GHz   | 802.11n-HT40 MCS0 | Back          | 10mm     | 46  | 5230        | 13.97               | 14.00               | 1.007                  | 93.86        | 1.065                     | -0.14            | 0.017                  | 0.018                  |
|          | WLAN5GHz   | 802.11n-HT40 MCS0 | Left Side     | 10mm     | 46  | 5230        | 13.97               | 14.00               | 1.007                  | 93.86        | 1.065                     | 0.07             | 0.010                  | 0.011                  |
| 20       | WLAN5GHz   | 802.11n-HT40 MCS0 | Top Side      | 10mm     | 46  | 5230        | 13.97               | 14.00               | 1.007                  | 93.86        | 1.065                     | -0.06            | 0.020                  | 0.021                  |
|          | WLAN5GHz   | 802.11n-HT40 MCS0 | Front         | 10mm     | 151 | 5755        | 13.95               | 14.00               | 1.012                  | 93.86        | 1.065                     | 0.12             | 0.016                  | 0.017                  |
|          | WLAN5GHz   | 802.11n-HT40 MCS0 | Back          | 10mm     | 151 | 5755        | 13.95               | 14.00               | 1.012                  | 93.86        | 1.065                     | -0.15            | 0.032                  | 0.034                  |
|          | WLAN5GHz   | 802.11n-HT40 MCS0 | Left Side     | 10mm     | 151 | 5755        | 13.95               | 14.00               | 1.012                  | 93.86        | 1.065                     | -0.19            | 0.026                  | 0.028                  |
| 21       | WLAN5GHz   | 802.11n-HT40 MCS0 | Top Side      | 10mm     | 151 | 5755        | 13.95               | 14.00               | 1.012                  | 93.86        | 1.065                     | -0.02            | 0.035                  | 0.038                  |

### 14.3 Body Worn Accessory SAR

#### <GSM SAR>

| Plot No. | Band        | Mode              | Test Position | Gap (mm) | Ch. | Freq. (MHz) | Average Power (dBm) | Tune-Up Limit (dBm) | Tune-up Scaling Factor | Power Drift (dB) | Measured 1g SAR (W/kg) | Reported 1g SAR (W/kg) |
|----------|-------------|-------------------|---------------|----------|-----|-------------|---------------------|---------------------|------------------------|------------------|------------------------|------------------------|
|          | GSM850_UAT  | GPRS (1 Tx slot)  | Front         | 15mm     | 251 | 848.8       | 34.00               | 34.00               | 1.000                  | 0.01             | 0.223                  | 0.223                  |
|          | GSM850_UAT  | GPRS (1 Tx slot)  | Back          | 15mm     | 251 | 848.8       | 34.00               | 34.00               | 1.000                  | 0.01             | 0.242                  | 0.242                  |
|          | GSM850_LAT  | GPRS (1 Tx slot)  | Front         | 15mm     | 251 | 848.8       | 34.00               | 34.00               | 1.000                  | 0.02             | 0.393                  | 0.393                  |
| 22       | GSM850_LAT  | GPRS (1 Tx slot)  | Back          | 15mm     | 251 | 848.8       | 34.00               | 34.00               | 1.000                  | 0.02             | 0.400                  | 0.400                  |
|          | GSM1900_LAT | GPRS (1 Tx slots) | Front         | 15mm     | 512 | 1850.2      | 30.78               | 31.00               | 1.052                  | 0.02             | 0.257                  | 0.270                  |
| 23       | GSM1900_LAT | GPRS (1 Tx slots) | Back          | 15mm     | 512 | 1850.2      | 30.78               | 31.00               | 1.052                  | -0.01            | 0.409                  | 0.430                  |

#### <WCDMA SAR>

| Plot No. | Band         | Mode         | Test Position | Gap (mm) | Ch.  | Freq. (MHz) | Average Power (dBm) | Tune-Up Limit (dBm) | Tune-up Scaling Factor | Power Drift (dB) | Measured 1g SAR (W/kg) | Reported 1g SAR (W/kg) |
|----------|--------------|--------------|---------------|----------|------|-------------|---------------------|---------------------|------------------------|------------------|------------------------|------------------------|
|          | WCDMA II_LAT | RMC 12.2Kbps | Front         | 15mm     | 9262 | 1852.4      | 24.99               | 25.00               | 1.002                  | 0.02             | 0.736                  | 0.738                  |
| 24       | WCDMA II_LAT | RMC 12.2Kbps | Back          | 15mm     | 9262 | 1852.4      | 24.99               | 25.00               | 1.002                  | 0.03             | 1.140                  | 1.143                  |
|          | WCDMA II_LAT | RMC 12.2Kbps | Back          | 15mm     | 9400 | 1880        | 24.91               | 25.00               | 1.021                  | -0.03            | 0.989                  | 1.010                  |
|          | WCDMA II_LAT | RMC 12.2Kbps | Back          | 15mm     | 9538 | 1907.6      | 24.78               | 25.00               | 1.052                  | 0.05             | 0.902                  | 0.949                  |
|          | WCDMA V_UAT  | RMC 12.2Kbps | Front         | 15mm     | 4182 | 836.4       | 24.92               | 25.00               | 1.019                  | 0.03             | 0.184                  | 0.187                  |
|          | WCDMA V_UAT  | RMC 12.2Kbps | Back          | 15mm     | 4182 | 836.4       | 24.92               | 25.00               | 1.019                  | -0.04            | 0.200                  | 0.204                  |
|          | WCDMA V_LAT  | RMC 12.2Kbps | Front         | 15mm     | 4182 | 836.4       | 24.92               | 25.00               | 1.019                  | 0                | 0.434                  | 0.442                  |
| 25       | WCDMA V_LAT  | RMC 12.2Kbps | Back          | 15mm     | 4182 | 836.4       | 24.92               | 25.00               | 1.019                  | 0.02             | 0.451                  | 0.459                  |

#### <FDD LTE SAR>

| Plot No. | Band           | BW (MHz) | Modulation | RB Size | RB offset | Test Position | Gap (mm) | Ch.   | Freq. (MHz) | Average Power (dBm) | Tune-Up Limit (dBm) | Tune-up Scaling Factor | Power Drift (dB) | Measured 1g SAR (W/kg) | Reported 1g SAR (W/kg) |
|----------|----------------|----------|------------|---------|-----------|---------------|----------|-------|-------------|---------------------|---------------------|------------------------|------------------|------------------------|------------------------|
|          | LTE Band 5_UAT | 10M      | QPSK       | 1       | 25        | Front         | 15mm     | 20525 | 836.5       | 23.59               | 24.00               | 1.099                  | -0.03            | 0.177                  | 0.195                  |
|          | LTE Band 5_UAT | 10M      | QPSK       | 25      | 0         | Front         | 15mm     | 20525 | 836.5       | 22.60               | 23.00               | 1.096                  | 0                | 0.141                  | 0.155                  |
|          | LTE Band 5_UAT | 10M      | QPSK       | 1       | 25        | Back          | 15mm     | 20525 | 836.5       | 23.59               | 24.00               | 1.099                  | -0.01            | 0.190                  | 0.209                  |
|          | LTE Band 5_UAT | 10M      | QPSK       | 25      | 0         | Back          | 15mm     | 20525 | 836.5       | 22.60               | 23.00               | 1.096                  | 0                | 0.152                  | 0.167                  |
|          | LTE Band 5_LAT | 10M      | QPSK       | 1       | 25        | Front         | 15mm     | 20525 | 836.5       | 23.59               | 24.00               | 1.099                  | 0.01             | 0.360                  | 0.396                  |
|          | LTE Band 5_LAT | 10M      | QPSK       | 25      | 0         | Front         | 15mm     | 20525 | 836.5       | 22.60               | 23.00               | 1.096                  | 0.01             | 0.286                  | 0.314                  |
| 26       | LTE Band 5_LAT | 10M      | QPSK       | 1       | 25        | Back          | 15mm     | 20525 | 836.5       | 23.59               | 24.00               | 1.099                  | 0.01             | 0.366                  | 0.402                  |
|          | LTE Band 5_LAT | 10M      | QPSK       | 25      | 0         | Back          | 15mm     | 20525 | 836.5       | 22.60               | 23.00               | 1.096                  | 0.04             | 0.291                  | 0.319                  |
|          | LTE Band 7_LAT | 20M      | QPSK       | 1       | 49        | Front         | 15mm     | 21350 | 2560        | 23.85               | 24.00               | 1.035                  | -0.03            | 0.382                  | 0.395                  |
|          | LTE Band 7_LAT | 20M      | QPSK       | 50      | 0         | Front         | 15mm     | 21350 | 2560        | 22.89               | 23.00               | 1.026                  | 0.02             | 0.298                  | 0.306                  |
| 27       | LTE Band 7_LAT | 20M      | QPSK       | 1       | 49        | Back          | 15mm     | 21350 | 2560        | 23.85               | 24.00               | 1.035                  | -0.01            | 0.483                  | 0.500                  |
|          | LTE Band 7_LAT | 20M      | QPSK       | 50      | 0         | Back          | 15mm     | 21350 | 2560        | 22.89               | 23.00               | 1.026                  | 0                | 0.382                  | 0.392                  |

#### <TDD LTE SAR>

| Plot No. | Band            | BW (MHz) | Modulation | RB Size | RB offset | Test Position | Gap (mm) | Ch.   | Freq. (MHz) | Average Power (dBm) | Tune-Up Limit (dBm) | Tune-up Scaling Factor | Duty Cycle % | Duty Cycle Scaling Factor | Power Drift (dB) | Measured 1g SAR (W/kg) | Reported 1g SAR (W/kg) |
|----------|-----------------|----------|------------|---------|-----------|---------------|----------|-------|-------------|---------------------|---------------------|------------------------|--------------|---------------------------|------------------|------------------------|------------------------|
|          | LTE Band 38_LAT | 20M      | QPSK       | 1       | 49        | Front         | 15mm     | 38000 | 2595        | 23.57               | 24.00               | 1.104                  | 62.9         | 1.006                     | -0.03            | 0.242                  | 0.269                  |
|          | LTE Band 38_LAT | 20M      | QPSK       | 50      | 24        | Front         | 15mm     | 38000 | 2595        | 22.63               | 23.00               | 1.089                  | 62.9         | 1.006                     | 0.04             | 0.191                  | 0.209                  |
| 28       | LTE Band 38_LAT | 20M      | QPSK       | 1       | 49        | Back          | 15mm     | 38000 | 2595        | 23.57               | 24.00               | 1.104                  | 62.9         | 1.006                     | -0.06            | 0.288                  | 0.320                  |
|          | LTE Band 38_LAT | 20M      | QPSK       | 50      | 24        | Back          | 15mm     | 38000 | 2595        | 22.63               | 23.00               | 1.089                  | 62.9         | 1.006                     | -0.02            | 0.228                  | 0.250                  |

**<WLAN SAR>**

| Plot No. | Band       | Mode              | Test Position | Gap (mm) | Ch. | Freq. (MHz) | Average Power (dBm) | Tune-Up Limit (dBm) | Tune-up Scaling Factor | Duty Cycle % | Duty Cycle Scaling Factor | Power Drift (dB) | Measured 1g SAR (W/kg) | Reported 1g SAR (W/kg) |
|----------|------------|-------------------|---------------|----------|-----|-------------|---------------------|---------------------|------------------------|--------------|---------------------------|------------------|------------------------|------------------------|
|          | WLAN2.4GHz | 802.11b 1Mbps     | Front         | 15mm     | 11  | 2462        | 18.93               | 19.00               | 1.016                  | 100          | 1.000                     | -0.13            | 0.042                  | 0.043                  |
| 29       | WLAN2.4GHz | 802.11b 1Mbps     | Back          | 15mm     | 11  | 2462        | 18.93               | 19.00               | 1.016                  | 100          | 1.000                     | 0.04             | 0.082                  | 0.083                  |
|          | WLAN5GHz   | 802.11n-HT40 MCS0 | Front         | 15mm     | 62  | 5310        | 13.94               | 14.00               | 1.015                  | 93.86        | 1.065                     | -0.14            | 0.011                  | 0.012                  |
| 30       | WLAN5GHz   | 802.11n-HT40 MCS0 | Back          | 15mm     | 62  | 5310        | 13.94               | 14.00               | 1.015                  | 93.86        | 1.065                     | -0.19            | 0.013                  | 0.014                  |
|          | WLAN5GHz   | 802.11n-HT40 MCS0 | Front         | 15mm     | 110 | 5550        | 13.98               | 14.00               | 1.005                  | 93.86        | 1.065                     | 0.11             | 0.020                  | 0.021                  |
| 31       | WLAN5GHz   | 802.11n-HT40 MCS0 | Back          | 15mm     | 110 | 5550        | 13.98               | 14.00               | 1.005                  | 93.86        | 1.065                     | 0.11             | 0.026                  | 0.028                  |
|          | WLAN5GHz   | 802.11n-HT40 MCS0 | Front         | 15mm     | 151 | 5755        | 13.95               | 14.00               | 1.012                  | 93.86        | 1.065                     | -0.16            | 0.012                  | 0.013                  |
| 32       | WLAN5GHz   | 802.11n-HT40 MCS0 | Back          | 15mm     | 151 | 5755        | 13.95               | 14.00               | 1.012                  | 93.86        | 1.065                     | 0.14             | 0.014                  | 0.015                  |

**14.4 Repeated SAR Measurement**

| No. | Band           | Mode          | Test Position | Gap (mm) | Power Reduction | Ch.   | Freq. (MHz) | Average Power (dBm) | Tune-Up Limit (dBm) | Tune-up Scaling Factor | Power Drift (dB) | Measured 1g SAR (W/kg) | Ratio | Reported 1g SAR (W/kg) |
|-----|----------------|---------------|---------------|----------|-----------------|-------|-------------|---------------------|---------------------|------------------------|------------------|------------------------|-------|------------------------|
| 1st | WCDMA V_UAT    | RMC 12.2Kbps  | Left Cheek    | 0mm      |                 | 4233  | 846.6       | 24.91               | 25.00               | 1.021                  | 0.03             | 0.991                  |       | 1.012                  |
| 2nd | WCDMA V_UAT    | RMC 12.2Kbps  | Left Cheek    | 0mm      |                 | 4233  | 846.6       | 24.91               | 25.00               | 1.021                  | -0.08            | 0.953                  | 1.04  | 0.973                  |
| 1st | WCDMA II_LAT   | RMC 12.2Kbps  | Bottom Side   | 10mm     | ON              | 9262  | 1852.4      | 19.97               | 20.00               | 1.007                  | 0.14             | 1.170                  |       | 1.178                  |
| 2nd | WCDMA II_LAT   | RMC 12.2Kbps  | Bottom Side   | 10mm     | ON              | 9262  | 1852.4      | 19.97               | 20.00               | 1.007                  | 0.04             | 1.160                  | 1.01  | 1.168                  |
| 1st | LTE Band 7_LAT | 20M_QPSK_1_49 | Back          | 10mm     | OFF             | 20850 | 2510        | 23.34               | 24.00               | 1.164                  | -0.06            | 0.969                  |       | 1.128                  |
| 2nd | LTE Band 7_LAT | 20M_QPSK_1_49 | Back          | 10mm     | OFF             | 20850 | 2510        | 23.34               | 24.00               | 1.164                  | -0.04            | 0.958                  | 1.01  | 1.115                  |

**General Note:**

1. Per KDB 865664 D01v01r04, for each frequency band, repeated SAR measurement is required only when the measured SAR is  $\geq 0.8\text{W/kg}$ .
2. Per KDB 865664 D01v01r04, if the ratio among the repeated measurement is  $\leq 1.2$  and the measured SAR  $< 1.45\text{W/kg}$ , only one repeated measurement is required.
3. The ratio is the difference in percentage between original and repeated *measured SAR*.
4. All measurement SAR result is scaled-up to account for tune-up tolerance and is compliant.



## 15. Simultaneous Transmission Analysis

| NO. | Simultaneous Transmission Configurations | Portable Handset |           |         |
|-----|--|------------------|-----------|---------|
|     |  | Head             | Body-worn | Hotspot |
| 1.  | GSM Voice + WLAN2.4GHz                   | Yes              | Yes       |         |
| 2.  | GPRS/EDGE + WLAN2.4GHz                   | Yes              | Yes       | Yes     |
| 3.  | WCDMA + WLAN2.4GHz                       | Yes              | Yes       | Yes     |
| 4.  | LTE + WLAN2.4GHz                         | Yes              | Yes       | Yes     |
| 5.  | GSM Voice + Bluetooth                    | Yes              | Yes       |         |
| 6.  | GPRS/EDGE + Bluetooth                    | Yes              | Yes       | Yes     |
| 7.  | WCDMA+ Bluetooth                         | Yes              | Yes       | Yes     |
| 8.  | LTE + Bluetooth                          | Yes              | Yes       | Yes     |
| 9.  | GSM Voice + WLAN5GHz                     | Yes              | Yes       |         |
| 10. | GPRS/EDGE + WLAN5GHz                     | Yes              | Yes       | Yes     |
| 11. | WCDMA + WLAN5GHz                         | Yes              | Yes       | Yes     |
| 12. | LTE + WLAN5GHz                           | Yes              | Yes       | Yes     |

**General Note:**

- This device WLAN 2.4GHz / 5.2GHz / 5.8GHz supports Hotspot operation and Bluetooth support tethering applications.
- WLAN and Bluetooth share the same antenna, and cannot transmit simultaneously.
- EUT will choose either WLAN 2.4GHz or WLAN 5GHz according to the network signal condition; therefore, 2.4GHz WLAN and 5GHz WLAN will not operate simultaneously at any moment.
- The Scaled SAR summation is calculated based on the same configuration and test position.
- Per KDB 447498 D01v06, simultaneous transmission SAR is compliant if,
  - Scalar SAR summation < 1.6W/kg.
  - $SPLSR = (SAR1 + SAR2)^{1.5} / (\text{min. separation distance, mm})$ , and the peak separation distance is determined from the square root of  $[(x1-x2)^2 + (y1-y2)^2 + (z1-z2)^2]$ , where (x1, y1, z1) and (x2, y2, z2) are the coordinates of the extrapolated peak SAR locations in the zoom scan.
  - If  $SPLSR \leq 0.04$ , simultaneously transmission SAR measurement is not necessary.
  - Simultaneously transmission SAR measurement, and the reported multi-band SAR < 1.6W/kg.
- For simultaneous transmission analysis, Bluetooth SAR is estimated per KDB 447498 D01v06 based on the formula below.
  - $(\text{max. power of channel, including tune-up tolerance, mW}) / (\text{min. test separation distance, mm}) \cdot [\sqrt{f(\text{GHz})} / x] \text{ W/kg}$  for test separation distances  $\leq 50 \text{ mm}$ ; where  $x = 7.5$  for 1-g SAR, and  $x = 18.75$  for 10-g SAR.
  - When the minimum separation distance is < 5mm, the distance is used 5mm to determine SAR test exclusion.
  - 0.4 W/kg for 1-g SAR and 1.0 W/kg for 10-g SAR, when the test separation distances is > 50 mm.

| Bluetooth Max Power | Exposure Position    | Head       | Hotspot    | Body worn  |
|---------------------|----------------------|------------|------------|------------|
|                     | Test separation      | 0 mm       | 10 mm      | 15 mm      |
| 2.0 dBm             | Estimated SAR (W/kg) | 0.236 W/kg | 0.118 W/kg | 0.079 W/kg |



**15.1 Head Exposure Conditions**

| WWAN Band |                 | Exposure Position | 1                | 2                | 3                | 4                             | 1+2<br>Summed<br>1g SAR<br>(W/kg) | 1+3<br>Summed<br>1g SAR<br>(W/kg) | 1+4<br>Summed<br>1g SAR<br>(W/kg) |
|-----------|-----------------|-------------------|------------------|------------------|------------------|-------------------------------|-----------------------------------|-----------------------------------|-----------------------------------|
|           |                 |                   | WWAN             | 2.4GHz<br>WLAN   | 5GHz WLAN        | Bluetooth                     |                                   |                                   |                                   |
|           |                 |                   | 1g SAR<br>(W/kg) | 1g SAR<br>(W/kg) | 1g SAR<br>(W/kg) | Estimated<br>1g SAR<br>(W/kg) |                                   |                                   |                                   |
| GSM       | GSM850_UAT      | Right Cheek       | 0.753            | 0.226            | 0.320            | 0.236                         | <b>0.98</b>                       | <b>1.07</b>                       | <b>0.99</b>                       |
|           |                 | Right Tilted      | 0.518            | 0.261            | 0.331            | 0.236                         | <b>0.78</b>                       | <b>0.85</b>                       | <b>0.75</b>                       |
|           |                 | Left Cheek        | 0.772            | 0.150            | 0.198            | 0.236                         | <b>0.92</b>                       | <b>0.97</b>                       | <b>1.01</b>                       |
|           |                 | Left Tilted       | 0.532            | 0.210            | 0.228            | 0.236                         | <b>0.74</b>                       | <b>0.76</b>                       | <b>0.77</b>                       |
|           | GSM850_LAT      | Right Cheek       | 0.306            | 0.226            | 0.320            | 0.236                         | <b>0.53</b>                       | <b>0.63</b>                       | <b>0.54</b>                       |
|           |                 | Right Tilted      | 0.207            | 0.261            | 0.331            | 0.236                         | <b>0.47</b>                       | <b>0.54</b>                       | <b>0.44</b>                       |
|           |                 | Left Cheek        | 0.332            | 0.150            | 0.198            | 0.236                         | <b>0.48</b>                       | <b>0.53</b>                       | <b>0.57</b>                       |
|           |                 | Left Tilted       | 0.206            | 0.210            | 0.228            | 0.236                         | <b>0.42</b>                       | <b>0.43</b>                       | <b>0.44</b>                       |
|           | GSM1900_LAT     | Right Cheek       | 0.057            | 0.226            | 0.320            | 0.236                         | <b>0.28</b>                       | <b>0.38</b>                       | <b>0.29</b>                       |
|           |                 | Right Tilted      | 0.029            | 0.261            | 0.331            | 0.236                         | <b>0.29</b>                       | <b>0.36</b>                       | <b>0.27</b>                       |
|           |                 | Left Cheek        | 0.040            | 0.150            | 0.198            | 0.236                         | <b>0.19</b>                       | <b>0.24</b>                       | <b>0.28</b>                       |
|           |                 | Left Tilted       | 0.033            | 0.210            | 0.228            | 0.236                         | <b>0.24</b>                       | <b>0.26</b>                       | <b>0.27</b>                       |
| WCDMA     | WCDMA II_LAT    | Right Cheek       | 0.181            | 0.226            | 0.320            | 0.236                         | <b>0.41</b>                       | <b>0.50</b>                       | <b>0.42</b>                       |
|           |                 | Right Tilted      | 0.069            | 0.261            | 0.331            | 0.236                         | <b>0.33</b>                       | <b>0.40</b>                       | <b>0.31</b>                       |
|           |                 | Left Cheek        | 0.104            | 0.150            | 0.198            | 0.236                         | <b>0.25</b>                       | <b>0.30</b>                       | <b>0.34</b>                       |
|           |                 | Left Tilted       | 0.094            | 0.210            | 0.228            | 0.236                         | <b>0.30</b>                       | <b>0.32</b>                       | <b>0.33</b>                       |
|           | WCDMA V_UAT     | Right Cheek       | 0.940            | 0.226            | 0.320            | 0.236                         | <b>1.17</b>                       | <b>1.26</b>                       | <b>1.18</b>                       |
|           |                 | Right Tilted      | 0.608            | 0.261            | 0.331            | 0.236                         | <b>0.87</b>                       | <b>0.94</b>                       | <b>0.84</b>                       |
|           |                 | Left Cheek        | 1.012            | 0.150            | 0.198            | 0.236                         | <b>1.16</b>                       | <b>1.21</b>                       | <b>1.25</b>                       |
|           |                 | Left Tilted       | 0.636            | 0.210            | 0.228            | 0.236                         | <b>0.85</b>                       | <b>0.86</b>                       | <b>0.87</b>                       |
|           | WCDMA V_LAT     | Right Cheek       | 0.368            | 0.226            | 0.320            | 0.236                         | <b>0.59</b>                       | <b>0.69</b>                       | <b>0.60</b>                       |
|           |                 | Right Tilted      | 0.238            | 0.261            | 0.331            | 0.236                         | <b>0.50</b>                       | <b>0.57</b>                       | <b>0.47</b>                       |
|           |                 | Left Cheek        | 0.385            | 0.150            | 0.198            | 0.236                         | <b>0.54</b>                       | <b>0.58</b>                       | <b>0.62</b>                       |
|           |                 | Left Tilted       | 0.209            | 0.210            | 0.228            | 0.236                         | <b>0.42</b>                       | <b>0.44</b>                       | <b>0.45</b>                       |
| LTE       | LTE Band 5_UAT  | Right Cheek       | 0.782            | 0.226            | 0.320            | 0.236                         | <b>1.01</b>                       | <b>1.10</b>                       | <b>1.02</b>                       |
|           |                 | Right Tilted      | 0.435            | 0.261            | 0.331            | 0.236                         | <b>0.70</b>                       | <b>0.77</b>                       | <b>0.67</b>                       |
|           |                 | Left Cheek        | 0.725            | 0.150            | 0.198            | 0.236                         | <b>0.88</b>                       | <b>0.92</b>                       | <b>0.96</b>                       |
|           |                 | Left Tilted       | 0.473            | 0.210            | 0.228            | 0.236                         | <b>0.68</b>                       | <b>0.70</b>                       | <b>0.71</b>                       |
|           | LTE Band 5_LAT  | Right Cheek       | 0.213            | 0.226            | 0.320            | 0.236                         | <b>0.44</b>                       | <b>0.53</b>                       | <b>0.45</b>                       |
|           |                 | Right Tilted      | 0.125            | 0.261            | 0.331            | 0.236                         | <b>0.39</b>                       | <b>0.46</b>                       | <b>0.36</b>                       |
|           |                 | Left Cheek        | 0.308            | 0.150            | 0.198            | 0.236                         | <b>0.46</b>                       | <b>0.51</b>                       | <b>0.54</b>                       |
|           |                 | Left Tilted       | 0.124            | 0.210            | 0.228            | 0.236                         | <b>0.33</b>                       | <b>0.35</b>                       | <b>0.36</b>                       |
|           | LTE Band 7_LAT  | Right Cheek       | 0.232            | 0.226            | 0.320            | 0.236                         | <b>0.46</b>                       | <b>0.55</b>                       | <b>0.47</b>                       |
|           |                 | Right Tilted      | 0.117            | 0.261            | 0.331            | 0.236                         | <b>0.38</b>                       | <b>0.45</b>                       | <b>0.35</b>                       |
|           |                 | Left Cheek        | 0.231            | 0.150            | 0.198            | 0.236                         | <b>0.38</b>                       | <b>0.43</b>                       | <b>0.47</b>                       |
|           |                 | Left Tilted       | 0.125            | 0.210            | 0.228            | 0.236                         | <b>0.34</b>                       | <b>0.35</b>                       | <b>0.36</b>                       |
|           | LTE Band 38_LAT | Right Cheek       | 0.195            | 0.226            | 0.320            | 0.236                         | <b>0.42</b>                       | <b>0.52</b>                       | <b>0.43</b>                       |
|           |                 | Right Tilted      | 0.113            | 0.261            | 0.331            | 0.236                         | <b>0.37</b>                       | <b>0.44</b>                       | <b>0.35</b>                       |
|           |                 | Left Cheek        | 0.158            | 0.150            | 0.198            | 0.236                         | <b>0.31</b>                       | <b>0.36</b>                       | <b>0.39</b>                       |
|           |                 | Left Tilted       | 0.091            | 0.210            | 0.228            | 0.236                         | <b>0.30</b>                       | <b>0.32</b>                       | <b>0.33</b>                       |

**15.2 Hotspot Exposure Conditions**

| WWAN Band |                 | Exposure Position | 1                        | 2                                  | 3                             | 4  | 1+2<br>Summed<br>1g SAR<br>(W/kg) | 1+3<br>Summed<br>1g SAR<br>(W/kg) | 1+4<br>Summed<br>1g SAR<br>(W/kg) |
|-----------|-----------------|-------------------|--------------------------|------------------------------------|-------------------------------|--|-----------------------------------|-----------------------------------|-----------------------------------|
|           |                 |                   | WWAN<br>1g SAR<br>(W/kg) | 2.4GHz<br>WLAN<br>1g SAR<br>(W/kg) | 5GHz WLAN<br>1g SAR<br>(W/kg) | Bluetooth<br>Estimated<br>1g SAR<br>(W/kg) |                                   |                                   |                                   |
| GSM       | GSM850_UAT      | Front             | 0.241                    | 0.071                              | 0.017                         | 0.118                                      | 0.31                              | 0.26                              | 0.36                              |
|           |                 | Back              | 0.273                    | 0.127                              | 0.034                         | 0.118                                      | 0.40                              | 0.31                              | 0.39                              |
|           |                 | Left side         | 0.200                    | 0.022                              | 0.028                         | 0.118                                      | 0.22                              | 0.23                              | 0.32                              |
|           |                 | Right side        | 0.255                    |                                    |                               | 0.000                                      | 0.26                              | 0.26                              | 0.26                              |
|           |                 | Top side          | 0.099                    | 0.123                              | 0.038                         | 0.118                                      | 0.22                              | 0.14                              | 0.22                              |
|           | GSM850_LAT      | Front             | 0.411                    | 0.071                              | 0.017                         | 0.118                                      | 0.48                              | 0.43                              | 0.53                              |
|           |                 | Back              | 0.422                    | 0.127                              | 0.034                         | 0.118                                      | 0.55                              | 0.46                              | 0.54                              |
|           |                 | Left side         | 0.539                    | 0.022                              | 0.028                         | 0.118                                      | 0.56                              | 0.57                              | 0.66                              |
|           |                 | Right side        | 0.335                    |                                    |                               | 0.000                                      | 0.34                              | 0.34                              | 0.34                              |
|           |                 | Top side          |                          | 0.123                              | 0.038                         | 0.118                                      | 0.12                              | 0.04                              | 0.12                              |
|           |                 | Bottom side       | 0.245                    |                                    |                               | 0.000                                      | 0.25                              | 0.25                              | 0.25                              |
|           | GSM1900_LAT     | Front             | 0.347                    | 0.071                              | 0.017                         | 0.118                                      | 0.42                              | 0.36                              | 0.47                              |
|           |                 | Back              | 0.585                    | 0.127                              | 0.034                         | 0.118                                      | 0.71                              | 0.62                              | 0.70                              |
|           |                 | Left side         | 0.050                    | 0.022                              | 0.028                         | 0.118                                      | 0.07                              | 0.08                              | 0.17                              |
|           |                 | Right side        | 0.098                    |                                    |                               | 0.000                                      | 0.10                              | 0.10                              | 0.10                              |
|           |                 | Top side          |                          | 0.123                              | 0.038                         | 0.118                                      | 0.12                              | 0.04                              | 0.12                              |
|           |                 | Bottom side       | 1.003                    |                                    |                               | 0.000                                      | 1.00                              | 1.00                              | 1.00                              |
| WCDMA     | WCDMA II_LAT    | Front             | 0.379                    | 0.071                              | 0.017                         | 0.118                                      | 0.45                              | 0.40                              | 0.50                              |
|           |                 | Back              | 0.630                    | 0.127                              | 0.034                         | 0.118                                      | 0.76                              | 0.66                              | 0.75                              |
|           |                 | Left side         | 0.046                    | 0.022                              | 0.028                         | 0.118                                      | 0.07                              | 0.07                              | 0.16                              |
|           |                 | Right side        | 0.083                    |                                    |                               | 0.000                                      | 0.08                              | 0.08                              | 0.08                              |
|           |                 | Top side          |                          | 0.123                              | 0.038                         | 0.118                                      | 0.12                              | 0.04                              | 0.12                              |
|           |                 | Bottom side       | 1.178                    |                                    |                               | 0.000                                      | 1.18                              | 1.18                              | 1.18                              |
|           | WCDMA V_UAT     | Front             | 0.203                    | 0.071                              | 0.017                         | 0.118                                      | 0.27                              | 0.22                              | 0.32                              |
|           |                 | Back              | 0.232                    | 0.127                              | 0.034                         | 0.118                                      | 0.36                              | 0.27                              | 0.35                              |
|           |                 | Left side         | 0.150                    | 0.022                              | 0.028                         | 0.118                                      | 0.17                              | 0.18                              | 0.27                              |
|           |                 | Right side        | 0.214                    |                                    |                               | 0.000                                      | 0.21                              | 0.21                              | 0.21                              |
|           |                 | Top side          | 0.081                    | 0.123                              | 0.038                         | 0.118                                      | 0.20                              | 0.12                              | 0.20                              |
|           | WCDMA V_LAT     | Front             | 0.457                    | 0.071                              | 0.017                         | 0.118                                      | 0.53                              | 0.47                              | 0.58                              |
|           |                 | Back              | 0.489                    | 0.127                              | 0.034                         | 0.118                                      | 0.62                              | 0.52                              | 0.61                              |
|           |                 | Left side         | 0.597                    | 0.022                              | 0.028                         | 0.118                                      | 0.62                              | 0.63                              | 0.72                              |
|           |                 | Right side        | 0.370                    |                                    |                               | 0.000                                      | 0.37                              | 0.37                              | 0.37                              |
|           |                 | Top side          |                          | 0.123                              | 0.038                         | 0.118                                      | 0.12                              | 0.04                              | 0.12                              |
|           |                 | Bottom side       | 0.285                    |                                    |                               | 0.000                                      | 0.29                              | 0.29                              | 0.29                              |
| LTE       | LTE Band 5_UAT  | Front             | 0.214                    | 0.071                              | 0.017                         | 0.118                                      | 0.29                              | 0.23                              | 0.33                              |
|           |                 | Back              | 0.242                    | 0.127                              | 0.034                         | 0.118                                      | 0.37                              | 0.28                              | 0.36                              |
|           |                 | Left side         | 0.176                    | 0.022                              | 0.028                         | 0.118                                      | 0.20                              | 0.20                              | 0.29                              |
|           |                 | Right side        | 0.232                    |                                    |                               | 0.000                                      | 0.23                              | 0.23                              | 0.23                              |
|           |                 | Top side          | 0.086                    | 0.123                              | 0.038                         | 0.118                                      | 0.21                              | 0.12                              | 0.20                              |
|           | LTE Band 5_LAT  | Front             | 0.407                    | 0.071                              | 0.017                         | 0.118                                      | 0.48                              | 0.42                              | 0.53                              |
|           |                 | Back              | 0.332                    | 0.127                              | 0.034                         | 0.118                                      | 0.46                              | 0.37                              | 0.45                              |
|           |                 | Left side         | 0.475                    | 0.022                              | 0.028                         | 0.118                                      | 0.50                              | 0.50                              | 0.59                              |
|           |                 | Right side        | 0.321                    |                                    |                               | 0.000                                      | 0.32                              | 0.32                              | 0.32                              |
|           |                 | Top side          |                          | 0.123                              | 0.038                         | 0.118                                      | 0.12                              | 0.04                              | 0.12                              |
|           |                 | Bottom side       | 0.232                    |                                    |                               | 0.000                                      | 0.23                              | 0.23                              | 0.23                              |
|           | LTE Band 7_LAT  | Front             | 0.689                    | 0.071                              | 0.017                         | 0.118                                      | 0.76                              | 0.71                              | 0.81                              |
|           |                 | Back              | 1.128                    | 0.127                              | 0.034                         | 0.118                                      | 1.26                              | 1.16                              | 1.25                              |
|           |                 | Left side         | 0.154                    | 0.022                              | 0.028                         | 0.118                                      | 0.18                              | 0.18                              | 0.27                              |
|           |                 | Right side        | 0.225                    |                                    |                               | 0.000                                      | 0.23                              | 0.23                              | 0.23                              |
|           |                 | Top side          |                          | 0.123                              | 0.038                         | 0.118                                      | 0.12                              | 0.04                              | 0.12                              |
|           |                 | Bottom side       | 0.462                    |                                    |                               | 0.000                                      | 0.46                              | 0.46                              | 0.46                              |
|           | LTE Band 38_LAT | Front             | 0.489                    | 0.071                              | 0.017                         | 0.118                                      | 0.56                              | 0.51                              | 0.61                              |
|           |                 | Back              | 0.598                    | 0.127                              | 0.034                         | 0.118                                      | 0.73                              | 0.63                              | 0.72                              |
|           |                 | Left side         | 0.072                    | 0.022                              | 0.028                         | 0.118                                      | 0.09                              | 0.10                              | 0.19                              |
|           |                 | Right side        | 0.141                    |                                    |                               | 0.000                                      | 0.14                              | 0.14                              | 0.14                              |
|           |                 | Top side          |                          | 0.123                              | 0.038                         | 0.118                                      | 0.12                              | 0.04                              | 0.12                              |
|           |                 | Bottom side       | 0.348                    |                                    |                               | 0.000                                      | 0.35                              | 0.35                              | 0.35                              |

### 15.3 Body-Worn Accessory Exposure Conditions

| WWAN Band |                 | Exposure Position | 1                | 2                | 3                | 4                             | 1+2<br>Summed<br>1g SAR<br>(W/kg) | 1+3<br>Summed<br>1g SAR<br>(W/kg) | 1+4<br>Summed<br>1g SAR<br>(W/kg) |
|-----------|-----------------|-------------------|------------------|------------------|------------------|-------------------------------|-----------------------------------|-----------------------------------|-----------------------------------|
|           |                 |                   | WWAN             | 2.4GHz<br>WLAN   | 5GHz WLAN        | Bluetooth                     |                                   |                                   |                                   |
|           |                 |                   | 1g SAR<br>(W/kg) | 1g SAR<br>(W/kg) | 1g SAR<br>(W/kg) | Estimated<br>1g SAR<br>(W/kg) |                                   |                                   |                                   |
| GSM       | GSM850_UAT      | Front             | 0.223            | 0.043            | 0.021            | 0.079                         | <b>0.27</b>                       | <b>0.24</b>                       | <b>0.30</b>                       |
|           |                 | Back              | 0.242            | 0.083            | 0.028            | 0.079                         | <b>0.33</b>                       | <b>0.27</b>                       | <b>0.32</b>                       |
|           | GSM850_LAT      | Front             | 0.393            | 0.043            | 0.021            | 0.079                         | <b>0.44</b>                       | <b>0.41</b>                       | <b>0.47</b>                       |
|           |                 | Back              | 0.400            | 0.083            | 0.028            | 0.079                         | <b>0.48</b>                       | <b>0.43</b>                       | <b>0.48</b>                       |
|           | GSM1900_LAT     | Front             | 0.270            | 0.043            | 0.021            | 0.079                         | <b>0.31</b>                       | <b>0.29</b>                       | <b>0.35</b>                       |
|           |                 | Back              | 0.430            | 0.083            | 0.028            | 0.079                         | <b>0.51</b>                       | <b>0.46</b>                       | <b>0.51</b>                       |
| WCDMA     | WCDMA II_LAT    | Front             | 0.738            | 0.043            | 0.021            | 0.079                         | <b>0.78</b>                       | <b>0.76</b>                       | <b>0.82</b>                       |
|           |                 | Back              | 1.143            | 0.083            | 0.028            | 0.079                         | <b>1.23</b>                       | <b>1.17</b>                       | <b>1.22</b>                       |
|           | WCDMA V_UAT     | Front             | 0.187            | 0.043            | 0.021            | 0.079                         | <b>0.23</b>                       | <b>0.21</b>                       | <b>0.27</b>                       |
|           |                 | Back              | 0.204            | 0.083            | 0.028            | 0.079                         | <b>0.29</b>                       | <b>0.23</b>                       | <b>0.28</b>                       |
|           | WCDMA V_LAT     | Front             | 0.442            | 0.043            | 0.021            | 0.079                         | <b>0.49</b>                       | <b>0.46</b>                       | <b>0.52</b>                       |
|           |                 | Back              | 0.459            | 0.083            | 0.028            | 0.079                         | <b>0.54</b>                       | <b>0.49</b>                       | <b>0.54</b>                       |
| LTE       | LTE Band 5_UAT  | Front             | 0.195            | 0.043            | 0.021            | 0.079                         | <b>0.24</b>                       | <b>0.22</b>                       | <b>0.27</b>                       |
|           |                 | Back              | 0.209            | 0.083            | 0.028            | 0.079                         | <b>0.29</b>                       | <b>0.24</b>                       | <b>0.29</b>                       |
|           | LTE Band 5_LAT  | Front             | 0.396            | 0.043            | 0.021            | 0.079                         | <b>0.44</b>                       | <b>0.42</b>                       | <b>0.48</b>                       |
|           |                 | Back              | 0.402            | 0.083            | 0.028            | 0.079                         | <b>0.49</b>                       | <b>0.43</b>                       | <b>0.48</b>                       |
|           | LTE Band 7_LAT  | Front             | 0.306            | 0.043            | 0.021            | 0.079                         | <b>0.35</b>                       | <b>0.33</b>                       | <b>0.39</b>                       |
|           |                 | Back              | 0.500            | 0.083            | 0.028            | 0.079                         | <b>0.58</b>                       | <b>0.53</b>                       | <b>0.58</b>                       |
|           | LTE Band 38_LAT | Front             | 0.269            | 0.043            | 0.021            | 0.079                         | <b>0.31</b>                       | <b>0.29</b>                       | <b>0.35</b>                       |
|           |                 | Back              | 0.320            | 0.083            | 0.028            | 0.079                         | <b>0.40</b>                       | <b>0.35</b>                       | <b>0.40</b>                       |

**Test Engineer :** Willy Yu, White Huang, Andy Jiang, and Neil Hsiang

## **16. Uncertainty Assessment**

Per KDB 865664 D01 SAR measurement 100MHz to 6GHz, when the highest measured 1-g SAR within a frequency band is < 1.5 W/kg and the measured 10-g SAR within a frequency band is < 3.75 W/kg. The expanded SAR measurement uncertainty must be  $\leq 30\%$ , for a confidence interval of  $k = 2$ . If these conditions are met, extensive SAR measurement uncertainty analysis described in IEEE Std 1528-2013 is not required in SAR reports submitted for equipment approval. For this device, the highest measured 1-g SAR is less 1.5W/kg and highest measured 10-g SAR is less 3.75W/kg. Therefore, the measurement uncertainty table is not required in this report.

## **17. References**

- [1] FCC 47 CFR Part 2 "Frequency Allocations and Radio Treaty Matters; General Rules and Regulations"
- [2] ANSI/IEEE Std. C95.1-1992, "IEEE Standard for Safety Levels with Respect to Human Exposure to Radio Frequency Electromagnetic Fields, 3 kHz to 300 GHz", September 1992
- [3] IEEE Std. 1528-2013, "IEEE Recommended Practice for Determining the Peak Spatial-Average Specific Absorption Rate (SAR) in the Human Head from Wireless Communications Devices: Measurement Techniques", Sep 2013
- [4] SPEAG DASY System Handbook
- [5] FCC KDB 248227 D01 v02r02, "SAR Guidance for IEEE 802.11 (WiFi) Transmitters", Oct 2015.
- [6] FCC KDB 447498 D01 v06, "Mobile and Portable Device RF Exposure Procedures and Equipment Authorization Policies", Oct 2015
- [7] FCC KDB 648474 D04 v01r03, "SAR Evaluation Considerations for Wireless Handsets", Oct 2015.
- [8] FCC KDB 941225 D01 v03r01, "3G SAR MEAUREMENT PROCEDURES", Oct 2015
- [9] FCC KDB 941225 D05 v02r05, "SAR Evaluation Considerations for LTE Devices", Dec 2015
- [10] FCC KDB 941225 D06 v02r01, "SAR Evaluation Procedures for Portable Devices with Wireless Router Capabilities", Oct 2015.
- [11] FCC KDB 865664 D01 v01r04, "SAR Measurement Requirements for 100 MHz to 6 GHz", Aug 2015.
- [12] FCC KDB 865664 D02 v01r02, "RF Exposure Compliance Reporting and Documentation Considerations" Oct 2015.