

SAR TEST REPORT



The following samples were submitted and identified on behalf of the client as:

Equipment Under Test	Smart Phone
Brand Name	Nokia
Model No.	TA-1023
Company Name	HMD Global Oy
Company Address	Karaportti 2, 02610 Espoo, Finland
Standards	IEEE/ANSI C95.1-1992, IEEE 1528-2013, KDB248227D01v02r02, KDB865664D01v01r04, KDB865664D02v01r02, KDB941225D01v03r01, KDB941225D05v02r05, KDB941225D06v02r01, KDB447498D01v06, KDB648474D04v01r03,
FCC ID	2AJOTTA-1023
Date of Receipt	Jun. 24, 2017
Date of Test(s)	Jun. 28, 2017 ~ Aug. 25, 2017
Date of Issue	Aug. 30, 2017

In the configuration tested, the EUT complied with the standards specified above.

Remarks:

This report details the results of the testing carried out on one sample, the results contained in this test report do not relate to other samples of the same product. The manufacturer should ensure that all products in series production are in conformity with the product sample detailed in this report.

This report may only be reproduced and distributed in full. If the product in this report is used in any configuration other than that detailed in the report, the manufacturer must ensure the new system complies with all relevant standards. Any mention of SGS Taiwan Electronic & Communication Laboratory or testing done by SGS Taiwan Electronic & Communication Laboratory in connection with distribution or use of the product described in this report must be approved by SGS Taiwan Electronic & Communication Laboratory in writing.

Signed on behalf of SGS

Engineer

Bond Tsai

Date: Aug. 30, 2017

Supervisor

John Yeh

Date: Aug. 30, 2017

Unless otherwise stated the results shown in this test report refer only to the sample(s) tested and such sample(s) are retained for 90 days only.

除非另有說明，此報告結果僅對測試之樣品負責，同時此樣品僅保留90天。本報告未經本公司書面許可，不可部份複製。

This document is issued by the Company subject to its General Conditions of Service printed overleaf, available on request or accessible at www.sgs.com/terms_and_conditions.htm and, for electronic format documents, subject to Terms and Conditions for Electronic Documents at www.sgs.com/terms_e-document.htm. Attention is drawn to the limitation of liability, indemnification and jurisdiction issues defined therein. Any holder of this document is advised that information contained hereon reflects the Company's findings at the time of its intervention only and within the limits of Client's instructions, if any. The Company's sole responsibility is to its Client and this document does not exonerate parties to a transaction from exercising all their rights and obligations under the transaction documents. This document cannot be reproduced except in full, without prior written approval of the Company. Any unauthorized alteration, forgery or falsification of the content or appearance of this document is unlawful and offenders may be prosecuted to the fullest extent of the law.

SGS Taiwan Ltd.

No.134, Wu Kung Road, New Taipei Industrial Park, Wuku District, New Taipei City, Taiwan 24803/新北市五股區新北產業園區五工路134號

台灣檢驗科技股份有限公司

t (886-2) 2299-3279

f (886-2) 2298-0488

www.tw.sgs.com

Member of SGS Group

Revision History

Report Number	Revision	Description	Issue Date
E5/2017/60017B-01	Rev.00	Initial creation of document	Aug. 29, 2017
E5/2017/60017B-01	Rev.01	1 st modification	Aug. 30, 2017

Unless otherwise stated the results shown in this test report refer only to the sample(s) tested and such sample(s) are retained for 90 days only.

除非另有說明，此報告結果僅對測試之樣品負責，同時此樣品僅保留90天。本報告未經本公司書面許可，不可部份複製。

This document is issued by the Company subject to its General Conditions of Service printed overleaf, available on request or accessible at www.sgs.com/terms_and_conditions.htm and, for electronic format documents, subject to Terms and Conditions for Electronic Documents at www.sgs.com/terms_e-document.htm. Attention is drawn to the limitation of liability, indemnification and jurisdiction issues defined therein. Any holder of this document is advised that information contained hereon reflects the Company's findings at the time of its intervention only and within the limits of Client's instructions, if any. The Company's sole responsibility is to its Client and this document does not exonerate parties to a transaction from exercising all their rights and obligations under the transaction documents. This document cannot be reproduced except in full, without prior written approval of the Company. Any unauthorized alteration, forgery or falsification of the content or appearance of this document is unlawful and offenders may be prosecuted to the fullest extent of the law.

SGS Taiwan Ltd.

台灣檢驗科技股份有限公司

No.134,Wu Kung Road, New Taipei Industrial Park, Wuku District, New Taipei City, Taiwan 24803/新北市五股區新北產業園區五工路 134 號

t (886-2) 2299-3279

f (886-2) 2298-0488

www.tw.sgs.com

Member of SGS Group

Contents

1. General Information	4
1.1 Testing Laboratory	4
1.2 Details of Applicant	4
1.3 Description of EUT	5
1.4 Test Environment	58
1.5 Operation Description	58
1.6 Positioning Procedure	64
1.7 Power reduction information	66
1.8 Evaluation Procedures	68
1.9 Probe Calibration Procedures	70
1.10 The SAR Measurement System	72
1.11 System Components	74
1.12 SAR System Verification	76
1.13 Tissue Simulant Fluid for the Frequency Band	78
1.14 Test Standards and Limits	82
2. Summary of Results	84
3. Simultaneous Transmission Analysis	97
3.1 Estimated SAR calculation	98
3.2 SPLSR evaluation and analysis	98
4. Instruments List	104
5. Measurements	106
6. SAR System Performance Verification	137
7. DAE & Probe Calibration Certificate	151
8. Uncertainty Budget	183
9. Phantom Description	184
10. System Validation from Original Equipment Supplier	185

Unless otherwise stated the results shown in this test report refer only to the sample(s) tested and such sample(s) are retained for 90 days only.

除非另有說明，此報告結果僅對測試之樣品負責，同時此樣品僅保留90天。本報告未經本公司書面許可，不可部份複製。

This document is issued by the Company subject to its General Conditions of Service printed overleaf, available on request or accessible at www.sgs.com/terms_and_conditions.htm and, for electronic format documents, subject to Terms and Conditions for Electronic Documents at www.sgs.com/terms_e-document.htm. Attention is drawn to the limitation of liability, indemnification and jurisdiction issues defined therein. Any holder of this document is advised that information contained hereon reflects the Company's findings at the time of its intervention only and within the limits of Client's instructions, if any. The Company's sole responsibility is to its Client and this document does not exonerate parties to a transaction from exercising all their rights and obligations under the transaction documents. This document cannot be reproduced except in full, without prior written approval of the Company. Any unauthorized alteration, forgery or falsification of the content or appearance of this document is unlawful and offenders may be prosecuted to the fullest extent of the law.

SGS Taiwan Ltd.

No.134,Wu Kung Road, New Taipei Industrial Park, Wuku District, New Taipei City, Taiwan 24803/新北市五股區新北產業園區五工路 134 號

台灣檢驗科技股份有限公司

t (886-2) 2299-3279

f (886-2) 2298-0488

www.tw.sgs.com

Member of SGS Group

1. General Information

1.1 Testing Laboratory

SGS Taiwan Ltd. Electronics & Communication Laboratory	
No. 2, Keji 1st Rd., Guishan Township, Taoyuan County, 33383, Taiwan	
Tel	+886-2-2299-3279
Fax	+886-2-2298-0488
Internet	http://www.tw.sgs.com/

1.2 Details of Applicant

Company Name	HMD Global Oy
Company Address	Karaportti 2, 02610 Espoo, Finland

Unless otherwise stated the results shown in this test report refer only to the sample(s) tested and such sample(s) are retained for 90 days only.

除非另有說明，此報告結果僅對測試之樣品負責，同時此樣品僅保留90天。本報告未經本公司書面許可，不可部份複製。

This document is issued by the Company subject to its General Conditions of Service printed overleaf, available on request or accessible at www.sgs.com/terms_and_conditions.htm and, for electronic format documents, subject to Terms and Conditions for Electronic Documents at www.sgs.com/terms_e-document.htm. Attention is drawn to the limitation of liability, indemnification and jurisdiction issues defined therein. Any holder of this document is advised that information contained hereon reflects the Company's findings at the time of its intervention only and within the limits of Client's instructions, if any. The Company's sole responsibility is to its Client and this document does not exonerate parties to a transaction from exercising all their rights and obligations under the transaction documents. This document cannot be reproduced except in full, without prior written approval of the Company. Any unauthorized alteration, forgery or falsification of the content or appearance of this document is unlawful and offenders may be prosecuted to the fullest extent of the law.

SGS Taiwan Ltd.

No.134,Wu Kung Road, New Taipei Industrial Park, Wuku District, New Taipei City, Taiwan 24803/新北市五股區新北產業園區五工路 134 號

台灣檢驗科技股份有限公司

t (886-2) 2299-3279

f (886-2) 2298-0488

www.tw.sgs.com

Member of SGS Group

1.3 Description of EUT

EUT Name	Smart Phone		
Brand Name	Nokia		
Model No.	TA-1023		
FCC ID	2AJOTTA-1023		
Mode of Operation	<input checked="" type="checkbox"/> GSM <input checked="" type="checkbox"/> GPRS <input checked="" type="checkbox"/> EDGE <input checked="" type="checkbox"/> WCDMA <input checked="" type="checkbox"/> HSDPA <input checked="" type="checkbox"/> HSUPA <input checked="" type="checkbox"/> HSPA+ <input checked="" type="checkbox"/> DC-HSDPA <input checked="" type="checkbox"/> LTE FDD <input checked="" type="checkbox"/> LTE TDD <input checked="" type="checkbox"/> Bluetooth <input checked="" type="checkbox"/> WLAN802.11 b/g/n(20M)		
Duty Cycle	GSM (DTM multi class B)	1/8.3	
	GPRS (support multi class 12 max)	1/2 (1Dn4UP) 1/2.76 (1Dn3UP) 1/4.1 (1Dn2UP) 1/8.3 (1Dn1UP)	
	EDGE (support multi class 12 max)	1/2 (1Dn4UP) 1/2.76 (1Dn3UP) 1/4.1 (1Dn2UP) 1/8.3 (1Dn1UP)	
	LTE FDD (LTE Release Version: R8)	1	
	LTE TDD (LTE Release Version: R8)	0.633	
	WCDMA (HSDPA Category 24) (HSUPA Category 7)	1	
	WLAN802.11 b/g/n(20M)	1	
	Bluetooth	1	
TX Frequency Range (MHz)	GSM850	824	— 849
	GSM1900	1850	— 1910
	WCDMA Band II	1850	— 1910
	WCDMA Band IV	1710	— 1755
	WCDMA Band V	824	— 849
	LTE FDD Band 2	1850	— 1910
	LTE FDD Band 4	1710	— 1755

Unless otherwise stated the results shown in this test report refer only to the sample(s) tested and such sample(s) are retained for 90 days only.

除非另有說明，此報告結果僅對測試之樣品負責，同時此樣品僅保留90天。本報告未經本公司書面許可，不可部份複製。

This document is issued by the Company subject to its General Conditions of Service printed overleaf, available on request or accessible at www.sgs.com/terms_and_conditions.htm and, for electronic format documents, subject to Terms and Conditions for Electronic Documents at www.sgs.com/terms_e-document.htm. Attention is drawn to the limitation of liability, indemnification and jurisdiction issues defined therein. Any holder of this document is advised that information contained hereon reflects the Company's findings at the time of its intervention only and within the limits of Client's instructions, if any. The Company's sole responsibility is to its Client and this document does not exonerate parties to a transaction from exercising all their rights and obligations under the transaction documents. This document cannot be reproduced except in full, without prior written approval of the Company. Any unauthorized alteration, forgery or falsification of the content or appearance of this document is unlawful and offenders may be prosecuted to the fullest extent of the law.

SGS Taiwan Ltd.

No.134,Wu Kung Road, New Taipei Industrial Park, Wuku District, New Taipei City, Taiwan 24803/新北市五股區新北產業園區五工路 134 號

台灣檢驗科技股份有限公司

t (886-2) 2299-3279

f (886-2) 2298-0488

www.tw.sgs.com

Member of SGS Group

TX Frequency Range (MHz)	LTE FDD Band 5	824	—	849
	LTE FDD Band 7	2500	—	2570
	LTE FDD Band 12	699	—	716
	LTE FDD Band 17	704	—	716
	LTE TDD Band 38	2570		2620
	WLAN802.11 b/g/n(20M)	2412	—	2462
	Bluetooth	2402	—	2480
Channel Number (ARFCN)	GSM850	128	—	251
	GSM1900	512	—	810
	WCDMA Band II	9262	—	9538
	WCDMA Band IV	1312	—	1513
	WCDMA Band V	4132	—	4233
	LTE FDD Band 2	18607	—	19193
	LTE FDD Band 4	19957	—	20393
	LTE FDD Band 5	20407	—	20643
	LTE FDD Band 7	20775	—	21425
	LTE FDD Band 12	23017	—	23173
	LTE FDD Band 17	23755	—	23825
	LTE TDD Band 38	37775		38225
	WLAN802.11 b/g/n(20M)	1	—	11
	Bluetooth	0	—	78

Unless otherwise stated the results shown in this test report refer only to the sample(s) tested and such sample(s) are retained for 90 days only.

除非另有說明，此報告結果僅對測試之樣品負責，同時此樣品僅保留90天。本報告未經本公司書面許可，不可部份複製。

This document is issued by the Company subject to its General Conditions of Service printed overleaf, available on request or accessible at www.sgs.com/terms_and_conditions.htm and, for electronic format documents, subject to Terms and Conditions for Electronic Documents at www.sgs.com/terms_e-document.htm. Attention is drawn to the limitation of liability, indemnification and jurisdiction issues defined therein. Any holder of this document is advised that information contained hereon reflects the Company's findings at the time of its intervention only and within the limits of Client's instructions, if any. The Company's sole responsibility is to its Client and this document does not exonerate parties to a transaction from exercising all their rights and obligations under the transaction documents. This document cannot be reproduced except in full, without prior written approval of the Company. Any unauthorized alteration, forgery or falsification of the content or appearance of this document is unlawful and offenders may be prosecuted to the fullest extent of the law.

SGS Taiwan Ltd.

No.134,Wu Kung Road, New Taipei Industrial Park, Wuku District, New Taipei City, Taiwan 24803/新北市五股區新北產業園區五工路 134 號

台灣檢驗科技股份有限公司

t (886-2) 2299-3279

f (886-2) 2298-0488

www.tw.sgs.com

Member of SGS Group

Max. SAR (1 g) (Unit: W/Kg)				
Mode	Band	Measured	Reported	Position / Channel
Head	GSM 850	0.26	0.32	<input checked="" type="checkbox"/> Left <input type="checkbox"/> Right <input checked="" type="checkbox"/> Cheek <input type="checkbox"/> Tilt 190 Channel
	GSM 1900	0.14	0.17	<input type="checkbox"/> Left <input checked="" type="checkbox"/> Right <input checked="" type="checkbox"/> Cheek <input type="checkbox"/> Tilt 810 Channel
	WCDMA Band II	0.16	0.16	<input type="checkbox"/> Left <input checked="" type="checkbox"/> Right <input checked="" type="checkbox"/> Cheek <input type="checkbox"/> Tilt 9262 Channel
	WCDMA Band IV	0.25	0.26	<input type="checkbox"/> Left <input checked="" type="checkbox"/> Right <input checked="" type="checkbox"/> Cheek <input type="checkbox"/> Tilt 1412 Channel
	WCDMA Band V	0.31	0.34	<input checked="" type="checkbox"/> Left <input type="checkbox"/> Right <input checked="" type="checkbox"/> Cheek <input type="checkbox"/> Tilt 4233 Channel
	LTE FDD Band 2	0.16	0.16	<input type="checkbox"/> Left <input checked="" type="checkbox"/> Right <input checked="" type="checkbox"/> Cheek <input type="checkbox"/> Tilt 18700 Channel
	LTE FDD Band 4	0.23	0.27	<input type="checkbox"/> Left <input checked="" type="checkbox"/> Right <input checked="" type="checkbox"/> Cheek <input type="checkbox"/> Tilt 20050 Channel
	LTE FDD Band 5	0.27	0.30	<input checked="" type="checkbox"/> Left <input type="checkbox"/> Right <input checked="" type="checkbox"/> Cheek <input type="checkbox"/> Tilt 20450 Channel
	LTE FDD Band 7	0.10	0.10	<input checked="" type="checkbox"/> Left <input type="checkbox"/> Right <input checked="" type="checkbox"/> Cheek <input type="checkbox"/> Tilt 21350 Channel
	LTE FDD Band 12	0.21	0.21	<input type="checkbox"/> Left <input checked="" type="checkbox"/> Right <input checked="" type="checkbox"/> Cheek <input type="checkbox"/> Tilt 23130 Channel
	LTE FDD Band 17	0.21	0.21	<input type="checkbox"/> Left <input checked="" type="checkbox"/> Right <input checked="" type="checkbox"/> Cheek <input type="checkbox"/> Tilt 23780 Channel

Unless otherwise stated the results shown in this test report refer only to the sample(s) tested and such sample(s) are retained for 90 days only.

除非另有說明，此報告結果僅對測試之樣品負責，同時此樣品僅保留90天。本報告未經本公司書面許可，不可部份複製。

This document is issued by the Company subject to its General Conditions of Service printed overleaf, available on request or accessible at www.sgs.com/terms_and_conditions.htm and, for electronic format documents, subject to Terms and Conditions for Electronic Documents at www.sgs.com/terms_e-document.htm. Attention is drawn to the limitation of liability, indemnification and jurisdiction issues defined therein. Any holder of this document is advised that information contained hereon reflects the Company's findings at the time of its intervention only and within the limits of Client's instructions, if any. The Company's sole responsibility is to its Client and this document does not exonerate parties to a transaction from exercising all their rights and obligations under the transaction documents. This document cannot be reproduced except in full, without prior written approval of the Company. Any unauthorized alteration, forgery or falsification of the content or appearance of this document is unlawful and offenders may be prosecuted to the fullest extent of the law.

SGS Taiwan Ltd.

No.134,Wu Kung Road, New Taipei Industrial Park, Wuku District, New Taipei City, Taiwan 24803/新北市五股區新北產業園區五工路 134 號

台灣檢驗科技股份有限公司

t (886-2) 2299-3279

f (886-2) 2298-0488

www.tw.sgs.com

Member of SGS Group

Max. SAR (1 g) (Unit: W/Kg)				
Mode	Band	Measured	Reported	Position / Channel
Head	LTE TDD Band 38	0.06	0.06	<input checked="" type="checkbox"/> Left <input type="checkbox"/> Right <input checked="" type="checkbox"/> Cheek <input type="checkbox"/> Tilt 38000 Channel
	WLAN802.11 b	0.46	0.48	<input type="checkbox"/> Left <input checked="" type="checkbox"/> Right <input checked="" type="checkbox"/> Cheek <input type="checkbox"/> Tilt 1 Channel

Max. SAR (1 g) (Unit: W/Kg)				
Mode	Band	Measured	Reported	Position / Channel
Body-worn (15mm)	GSM 850	0.26	0.32	<input checked="" type="checkbox"/> Front <input type="checkbox"/> Back 190 Channel
	GSM 1900	0.21	0.24	<input checked="" type="checkbox"/> Front <input type="checkbox"/> Back 810 Channel
	WCDMA Band IV	0.47	0.49	<input checked="" type="checkbox"/> Front <input type="checkbox"/> Back 1412 Channel
	LTE FDD Band 4	0.39	0.46	<input checked="" type="checkbox"/> Front <input type="checkbox"/> Back 20050 Channel
	LTE FDD Band 7	0.36	0.37	<input checked="" type="checkbox"/> Front <input type="checkbox"/> Back 21350 Channel

Unless otherwise stated the results shown in this test report refer only to the sample(s) tested and such sample(s) are retained for 90 days only.

除非另有說明，此報告結果僅對測試之樣品負責，同時此樣品僅保留90天。本報告未經本公司書面許可，不可部份複製。

This document is issued by the Company subject to its General Conditions of Service printed overleaf, available on request or accessible at www.sgs.com/terms_and_conditions.htm and, for electronic format documents, subject to Terms and Conditions for Electronic Documents at www.sgs.com/terms_e-document.htm. Attention is drawn to the limitation of liability, indemnification and jurisdiction issues defined therein. Any holder of this document is advised that information contained hereon reflects the Company's findings at the time of its intervention only and within the limits of Client's instructions, if any. The Company's sole responsibility is to its Client and this document does not exonerate parties to a transaction from exercising all their rights and obligations under the transaction documents. This document cannot be reproduced except in full, without prior written approval of the Company. Any unauthorized alteration, forgery or falsification of the content or appearance of this document is unlawful and offenders may be prosecuted to the fullest extent of the law.

SGS Taiwan Ltd.

No.134,Wu Kung Road, New Taipei Industrial Park, Wuku District, New Taipei City, Taiwan 24803/新北市五股區新北產業園區五工路 134 號

台灣檢驗科技股份有限公司

t (886-2) 2299-3279

f (886-2) 2298-0488

www.tw.sgs.com

Member of SGS Group

Max. SAR (1 g) (Unit: W/Kg)				
Mode	Band	Measured	Reported	Position / Channel
Hotspot Mode (10mm)	GPRS 850 (1Dn1UP)	0.45	0.54	<input checked="" type="checkbox"/> Front <input type="checkbox"/> Back <input type="checkbox"/> Bottom <input type="checkbox"/> Right <input type="checkbox"/> Left 190 Channel
	GPRS 1900 (1Dn4UP)	0.72	0.88	<input type="checkbox"/> Front <input type="checkbox"/> Back <input checked="" type="checkbox"/> Bottom <input type="checkbox"/> Right <input type="checkbox"/> Left 512 Channel
	WCDMA Band II	1.11	1.23	<input type="checkbox"/> Front <input type="checkbox"/> Back <input checked="" type="checkbox"/> Bottom <input type="checkbox"/> Right <input type="checkbox"/> Left 9400 Channel
	WCDMA Band IV	1.21	1.28	<input type="checkbox"/> Front <input type="checkbox"/> Back <input checked="" type="checkbox"/> Bottom <input type="checkbox"/> Right <input type="checkbox"/> Left 1312 Channel
	WCDMA Band V	0.53	0.58	<input checked="" type="checkbox"/> Front <input type="checkbox"/> Back <input type="checkbox"/> Bottom <input type="checkbox"/> Right <input type="checkbox"/> Left 4233 Channel
	LTE FDD Band 2	1.10	1.26	<input type="checkbox"/> Front <input type="checkbox"/> Back <input checked="" type="checkbox"/> Bottom <input type="checkbox"/> Right <input type="checkbox"/> Left 19100 Channel
	LTE FDD Band 4	1.15	1.25	<input type="checkbox"/> Front <input type="checkbox"/> Back <input checked="" type="checkbox"/> Bottom <input type="checkbox"/> Right <input type="checkbox"/> Left 20175 Channel
	LTE FDD Band 5	0.36	0.40	<input type="checkbox"/> Front <input type="checkbox"/> Back <input type="checkbox"/> Bottom <input type="checkbox"/> Right <input checked="" type="checkbox"/> Left 20450 Channel
	LTE FDD Band 7	1.17	1.21	<input type="checkbox"/> Front <input type="checkbox"/> Back <input checked="" type="checkbox"/> Bottom <input type="checkbox"/> Right <input type="checkbox"/> Left 21350 Channel

Unless otherwise stated the results shown in this test report refer only to the sample(s) tested and such sample(s) are retained for 90 days only.

除非另有說明，此報告結果僅對測試之樣品負責，同時此樣品僅保留90天。本報告未經本公司書面許可，不可部份複製。

This document is issued by the Company subject to its General Conditions of Service printed overleaf, available on request or accessible at www.sgs.com/terms_and_conditions.htm and, for electronic format documents, subject to Terms and Conditions for Electronic Documents at www.sgs.com/terms_e-document.htm. Attention is drawn to the limitation of liability, indemnification and jurisdiction issues defined therein. Any holder of this document is advised that information contained hereon reflects the Company's findings at the time of its intervention only and within the limits of Client's instructions, if any. The Company's sole responsibility is to its Client and this document does not exonerate parties to a transaction from exercising all their rights and obligations under the transaction documents. This document cannot be reproduced except in full, without prior written approval of the Company. Any unauthorized alteration, forgery or falsification of the content or appearance of this document is unlawful and offenders may be prosecuted to the fullest extent of the law.

SGS Taiwan Ltd.

No.134,Wu Kung Road, New Taipei Industrial Park, Wuku District, New Taipei City, Taiwan 24803/新北市五股區新北產業園區五工路 134 號

台灣檢驗科技股份有限公司

t (886-2) 2299-3279

f (886-2) 2298-0488

www.tw.sgs.com

Member of SGS Group

Max. SAR (1 g) (Unit: W/Kg)				
Mode	Band	Measured	Reported	Position / Channel
Hotspot Mode (10mm)	LTE FDD Band 12	0.44	0.44	<input checked="" type="checkbox"/> Front <input type="checkbox"/> Back <input type="checkbox"/> Bottom <input type="checkbox"/> Right <input type="checkbox"/> Left 23130 Channel
	LTE FDD Band 17	0.44	0.45	<input checked="" type="checkbox"/> Front <input type="checkbox"/> Back <input type="checkbox"/> Bottom <input type="checkbox"/> Right <input type="checkbox"/> Left 23780 Channel
	LTE TDD Band 38	0.69	0.72	<input type="checkbox"/> Front <input type="checkbox"/> Back <input checked="" type="checkbox"/> Bottom <input type="checkbox"/> Right <input type="checkbox"/> Left 38000 Channel
	WLAN802.11 b	0.21	0.22	<input type="checkbox"/> Front <input checked="" type="checkbox"/> Back <input type="checkbox"/> Bottom <input type="checkbox"/> Right <input type="checkbox"/> Left 1 Channel

Difference Description:

The only difference between TA-1035 and TA-1023 is SIM card slot, where the TA-1035 is Dual-SIM (FCC ID: 2AJOTTA-1035), the TA-1023 is Single SIM.

Other parts of the Smart Phone are the same, including the appearance, the antennas, Chipset, RF parameters, Battery, Mainboard and so on.

Note:

According to the difference description above, TA-1023 is tested at the worst case of TA-1035 (FCC ID: 2AJOTTA-1035).

Unless otherwise stated the results shown in this test report refer only to the sample(s) tested and such sample(s) are retained for 90 days only.

除非另有說明，此報告結果僅對測試之樣品負責，同時此樣品僅保留90天。本報告未經本公司書面許可，不可部份複製。

This document is issued by the Company subject to its General Conditions of Service printed overleaf, available on request or accessible at www.sgs.com/terms_and_conditions.htm and, for electronic format documents, subject to Terms and Conditions for Electronic Documents at www.sgs.com/terms_e-document.htm. Attention is drawn to the limitation of liability, indemnification and jurisdiction issues defined therein. Any holder of this document is advised that information contained hereon reflects the Company's findings at the time of its intervention only and within the limits of Client's instructions, if any. The Company's sole responsibility is to its Client and this document does not exonerate parties to a transaction from exercising all their rights and obligations under the transaction documents. This document cannot be reproduced except in full, without prior written approval of the Company. Any unauthorized alteration, forgery or falsification of the content or appearance of this document is unlawful and offenders may be prosecuted to the fullest extent of the law.

SGS Taiwan Ltd.

No.134,Wu Kung Road, New Taipei Industrial Park, Wuku District, New Taipei City, Taiwan 24803/新北市五股區新北產業園區五工路 134 號

台灣檢驗科技股份有限公司

t (886-2) 2299-3279

f (886-2) 2298-0488

www.tw.sgs.com

Member of SGS Group

GSM 850 - conducted power table:

EUT mode	Frequency (MHz)	CH	Max. Rated Avg. Power + Max. Tolerance (dBm)	Burst average power	Source -based time average power
				Avg. (dBm)	Avg. (dBm)
GSM850 (GMSK)	824.2	128	34.5	33.54	24.51
	836.6	190	34.5	33.67	24.64
	848.8	251	34.5	33.63	24.6
The division factor compared to the number of TX time slot					
Division factor				1 TX time slot	
				-9.03	

GPRS 850 - conducted power table:

Burst average power						
Max. Rated Avg. Power + Max. Tolerance (dBm)			34.5	30	28.5	27.5
			1Dn1UP	1Dn2UP	1Dn3UP	1Dn4UP
EUT mode	Frequency (MHz)	CH	Avg. (dBm)	Avg. (dBm)	Avg. (dBm)	Avg. (dBm)
GPRS 850	824.2	128	33.54	29.18	28.21	26.93
	836.6	190	33.67	29.31	28.33	26.82
	848.8	251	33.63	29.07	28.31	26.92
Source-based time average power						
GPRS 850	824.2	128	24.51	23.16	23.95	23.92
	836.6	190	24.64	23.29	24.07	23.81
	848.8	251	24.60	23.05	24.05	23.91
The division factor compared to the number of TX time slot						
Division factor			1 TX time slot	2 TX time slot	3 TX time slot	4 TX time slot
			-9.03	-6.02	-4.26	-3.01

Unless otherwise stated the results shown in this test report refer only to the sample(s) tested and such sample(s) are retained for 90 days only.

除非另有說明，此報告結果僅對測試之樣品負責，同時此樣品僅保留90天。本報告未經本公司書面許可，不可部份複製。

This document is issued by the Company subject to its General Conditions of Service printed overleaf, available on request or accessible at www.sgs.com/terms_and_conditions.htm and, for electronic format documents, subject to Terms and Conditions for Electronic Documents at www.sgs.com/terms_e-document.htm. Attention is drawn to the limitation of liability, indemnification and jurisdiction issues defined therein. Any holder of this document is advised that information contained hereon reflects the Company's findings at the time of its intervention only and within the limits of Client's instructions, if any. The Company's sole responsibility is to its Client and this document does not exonerate parties to a transaction from exercising all their rights and obligations under the transaction documents. This document cannot be reproduced except in full, without prior written approval of the Company. Any unauthorized alteration, forgery or falsification of the content or appearance of this document is unlawful and offenders may be prosecuted to the fullest extent of the law.

SGS Taiwan Ltd.

No.134,Wu Kung Road, New Taipei Industrial Park, Wuku District, New Taipei City, Taiwan 24803/新北市五股區新北產業園區五工路 134 號

台灣檢驗科技股份有限公司

t (886-2) 2299-3279

f (886-2) 2298-0488

www.tw.sgs.com

Member of SGS Group

EDGE 850 - conducted power table:

Burst average power						
Max. Rated Avg. Power + Max. Tolerance (dBm)			27	26	25	23.5
			1Dn1UP	1Dn2UP	1Dn3UP	1Dn4UP
EUT mode	Frequency (MHz)	CH	Avg. (dBm)	Avg. (dBm)	Avg. (dBm)	Avg. (dBm)
EDGE 850	824.2	128	26.98	25.95	24.88	23.46
	836.6	190	26.89	25.91	24.25	23.04
	848.8	251	26.84	25.88	24.25	22.95
Source-based time average power						
EDGE 850	824.2	128	17.95	19.93	20.62	20.45
	836.6	190	17.86	19.89	19.99	20.03
	848.8	251	17.81	19.86	19.99	19.94
The division factor compared to the number of TX time slot						
Division factor			1 TX time slot	2 TX time slot	3 TX time slot	4 TX time slot
			-9.03	-6.02	-4.26	-3.01

GSM 1900 - conducted power table:

EUT mode	Frequency (MHz)	CH	Max. Rated Avg. Power + Max. Tolerance (dBm)	Burst average power	Source -based time average power
				Avg. (dBm)	Avg. (dBm)
GSM1900 (GMSK)	1850.2	512	31.5	30.07	21.04
	1800	661	31.5	30.44	21.41
	1909.8	810	31.5	30.82	21.79
The division factor compared to the number of TX time slot					
Division factor				1 TX time slot	
				-9.03	

Unless otherwise stated the results shown in this test report refer only to the sample(s) tested and such sample(s) are retained for 90 days only.

除非另有說明，此報告結果僅對測試之樣品負責，同時此樣品僅保留90天。本報告未經本公司書面許可，不可部份複製。

This document is issued by the Company subject to its General Conditions of Service printed overleaf, available on request or accessible at www.sgs.com/terms_and_conditions.htm and, for electronic format documents, subject to Terms and Conditions for Electronic Documents at www.sgs.com/terms_e-document.htm. Attention is drawn to the limitation of liability, indemnification and jurisdiction issues defined therein. Any holder of this document is advised that information contained hereon reflects the Company's findings at the time of its intervention only and within the limits of Client's instructions, if any. The Company's sole responsibility is to its Client and this document does not exonerate parties to a transaction from exercising all their rights and obligations under the transaction documents. This document cannot be reproduced except in full, without prior written approval of the Company. Any unauthorized alteration, forgery or falsification of the content or appearance of this document is unlawful and offenders may be prosecuted to the fullest extent of the law.

SGS Taiwan Ltd.

No.134,Wu Kung Road, New Taipei Industrial Park, Wuku District, New Taipei City, Taiwan 24803/新北市五股區新北產業園區五工路 134 號

台灣檢驗科技股份有限公司

t (886-2) 2299-3279

f (886-2) 2298-0488

www.tw.sgs.com

Member of SGS Group

GPRS 1900 - conducted power table:

Burst average power						
Max. Rated Avg. Power + Max. Tolerance (dBm)			31.5	29	27.5	26.5
			1Dn1UP	1Dn2UP	1Dn3UP	1Dn4UP
EUT mode	Frequency (MHz)	CH	Avg. (dBm)	Avg. (dBm)	Avg. (dBm)	Avg. (dBm)
GPRS 1900	1850.2	512	30.07	27.99	26.87	25.61
	1880	661	30.44	28.44	26.75	25.46
	1909.8	810	30.82	28.50	26.88	25.54
Source-based time average power						
GPRS 1900	1850.2	512	21.04	21.97	22.61	22.60
	1880	661	21.41	22.42	22.49	22.45
	1909.8	810	21.79	22.48	22.62	22.53
The division factor compared to the number of TX time slot						
Division factor			1 TX time slot	2 TX time slot	3 TX time slot	4 TX time slot
			-9.03	-6.02	-4.26	-3.01

EDGE 1900 - conducted power table:

Burst average power						
Max. Rated Avg. Power + Max. Tolerance (dBm)			26.5	25.5	24	22.5
			1Dn1UP	1Dn2UP	1Dn3UP	1Dn4UP
EUT mode	Frequency (MHz)	CH	Avg. (dBm)	Avg. (dBm)	Avg. (dBm)	Avg. (dBm)
EDGE 1900	1850.2	512	25.66	25.14	23.92	22.42
	1880	661	26.04	25.34	23.68	22.29
	1909.8	810	26.24	25.47	23.70	22.41
Source-based time average power						
EDGE 1900	1850.2	512	16.63	19.12	19.66	19.41
	1880	661	17.01	19.32	19.42	19.28
	1909.8	810	17.21	19.45	19.44	19.40
The division factor compared to the number of TX time slot						
Division factor			1 TX time slot	2 TX time slot	3 TX time slot	4 TX time slot
			-9.03	-6.02	-4.26	-3.01

Unless otherwise stated the results shown in this test report refer only to the sample(s) tested and such sample(s) are retained for 90 days only.

除非另有說明，此報告結果僅對測試之樣品負責，同時此樣品僅保留90天。本報告未經本公司書面許可，不可部份複製。

This document is issued by the Company subject to its General Conditions of Service printed overleaf, available on request or accessible at www.sgs.com/terms_and_conditions.htm and, for electronic format documents, subject to Terms and Conditions for Electronic Documents at www.sgs.com/terms_e-document.htm. Attention is drawn to the limitation of liability, indemnification and jurisdiction issues defined therein. Any holder of this document is advised that information contained hereon reflects the Company's findings at the time of its intervention only and within the limits of Client's instructions, if any. The Company's sole responsibility is to its Client and this document does not exonerate parties to a transaction from exercising all their rights and obligations under the transaction documents. This document cannot be reproduced except in full, without prior written approval of the Company. Any unauthorized alteration, forgery or falsification of the content or appearance of this document is unlawful and offenders may be prosecuted to the fullest extent of the law.

SGS Taiwan Ltd.

No.134,Wu Kung Road, New Taipei Industrial Park, Wuku District, New Taipei City, Taiwan 24803/新北市五股區新北產業園區五工路 134 號

台灣檢驗科技股份有限公司

t (886-2) 2299-3279

f (886-2) 2298-0488

www.tw.sgs.com

Member of SGS Group

WCDMA Band II - HSDPA / HSUPA / HSPA+ / DC-HSDPA
Conducted power table (Unit: dBm):

Band		WCDMA II		
TX Channel		9262	9400	9538
Frequency (MHz)		1852.4	1880	1907.6
Max. Rated Avg. Power+Max. Tolerance (dBm)		23.50		
3GPP Rel 99	RMC 12.2Kbps	23.43	23.05	22.91
Max. Rated Avg. Power+Max. Tolerance (dBm)		22.50		
3GPP Rel 5	HSDPA Subtest-1	22.35	22.06	21.87
	HSDPA Subtest-2	21.83	21.57	21.47
	HSDPA Subtest-3	21.98	21.73	21.44
	HSDPA Subtest-4	21.97	21.71	21.43
3GPP Rel 6	HSUPA Subtest-1	22.42	21.70	21.26
	HSUPA Subtest-2	21.44	21.02	20.85
	HSUPA Subtest-3	21.08	21.05	20.96
	HSUPA Subtest-4	21.56	21.01	20.96
	HSUPA Subtest-5	22.40	21.90	21.70
3GPP Rel 7	HSPA+ Subtest-1	22.05	21.43	21.08
3GPP Rel 8	DC-HSDPA Subtest-1	22.00	21.90	21.72
	DC-HSDPA Subtest-2	21.59	21.52	21.44
	DC-HSDPA Subtest-3	21.63	21.60	21.49
	DC-HSDPA Subtest-4	21.60	21.53	21.46

Unless otherwise stated the results shown in this test report refer only to the sample(s) tested and such sample(s) are retained for 90 days only.

除非另有說明，此報告結果僅對測試之樣品負責，同時此樣品僅保留90天。本報告未經本公司書面許可，不可部份複製。

This document is issued by the Company subject to its General Conditions of Service printed overleaf, available on request or accessible at www.sgs.com/terms_and_conditions.htm and, for electronic format documents, subject to Terms and Conditions for Electronic Documents at www.sgs.com/terms_e-document.htm. Attention is drawn to the limitation of liability, indemnification and jurisdiction issues defined therein. Any holder of this document is advised that information contained hereon reflects the Company's findings at the time of its intervention only and within the limits of Client's instructions, if any. The Company's sole responsibility is to its Client and this document does not exonerate parties to a transaction from exercising all their rights and obligations under the transaction documents. This document cannot be reproduced except in full, without prior written approval of the Company. Any unauthorized alteration, forgery or falsification of the content or appearance of this document is unlawful and offenders may be prosecuted to the fullest extent of the law.

WCDMA Band IV – HSDPA / HSUPA / HSPA+ / DC-HSDPA (Hotspot OFF)
Conducted power table (Unit: dBm):

Band		WCDMA IV		
TX Channel		1312	1412	1513
Frequency (MHz)		1712.4	1732.4	1752.6
Max. Rated Avg. Power+Max. Tolerance (dBm)		24.50		
3GPP Rel 99	RMC 12.2Kbps	24.30	24.32	24.24
Max. Rated Avg. Power+Max. Tolerance (dBm)		23.50		
3GPP Rel 5	HSDPA Subtest-1	23.16	23.14	23.31
	HSDPA Subtest-2	22.73	22.61	22.80
	HSDPA Subtest-3	22.77	22.75	22.83
	HSDPA Subtest-4	22.66	22.75	22.95
3GPP Rel 6	HSUPA Subtest-1	23.01	23.11	23.14
	HSUPA Subtest-2	22.51	22.54	22.73
	HSUPA Subtest-3	23.14	23.08	23.04
	HSUPA Subtest-4	23.02	23.03	23.18
	HSUPA Subtest-5	23.10	23.12	23.19
3GPP Rel 7	HSPA+ Subtest-1	22.92	22.98	23.04
3GPP Rel 8	DC-HSDPA Subtest-1	22.92	22.85	22.98
	DC-HSDPA Subtest-2	22.44	22.40	22.47
	DC-HSDPA Subtest-3	22.49	22.45	22.52
	DC-HSDPA Subtest-4	22.34	22.31	22.39

Unless otherwise stated the results shown in this test report refer only to the sample(s) tested and such sample(s) are retained for 90 days only.

除非另有說明，此報告結果僅對測試之樣品負責，同時此樣品僅保留90天。本報告未經本公司書面許可，不可部份複製。

This document is issued by the Company subject to its General Conditions of Service printed overleaf, available on request or accessible at www.sgs.com/terms_and_conditions.htm and, for electronic format documents, subject to Terms and Conditions for Electronic Documents at www.sgs.com/terms_e-document.htm. Attention is drawn to the limitation of liability, indemnification and jurisdiction issues defined therein. Any holder of this document is advised that information contained hereon reflects the Company's findings at the time of its intervention only and within the limits of Client's instructions, if any. The Company's sole responsibility is to its Client and this document does not exonerate parties to a transaction from exercising all their rights and obligations under the transaction documents. This document cannot be reproduced except in full, without prior written approval of the Company. Any unauthorized alteration, forgery or falsification of the content or appearance of this document is unlawful and offenders may be prosecuted to the fullest extent of the law.

SGS Taiwan Ltd.

No.134,Wu Kung Road, New Taipei Industrial Park, Wuku District, New Taipei City, Taiwan 24803/新北市五股區新北產業園區五工路 134 號

台灣檢驗科技股份有限公司

t (886-2) 2299-3279

f (886-2) 2298-0488

www.tw.sgs.com

Member of SGS Group

WCDMA Band IV – HSDPA / HSUPA / HSPA+ / DC-HSDPA (Hotspot ON)
Conducted power table (Unit: dBm):

Band		WCDMA IV		
TX Channel		1312	1412	1513
Frequency (MHz)		1712.4	1732.4	1752.6
Max. Rated Avg. Power+Max. Tolerance (dBm)		23.00		
3GPP Rel 99	RMC 12.2Kbps	22.76	22.80	22.93
Max. Rated Avg. Power+Max. Tolerance (dBm)		22.00		
3GPP Rel 5	HSDPA Subtest-1	21.79	21.88	21.97
	HSDPA Subtest-2	21.71	21.81	21.86
	HSDPA Subtest-3	21.17	21.22	21.26
	HSDPA Subtest-4	21.18	21.25	21.29
3GPP Rel 6	HSUPA Subtest-1	21.75	21.75	21.81
	HSUPA Subtest-2	21.20	21.24	21.30
	HSUPA Subtest-3	21.72	21.73	21.82
	HSUPA Subtest-4	21.71	21.72	21.79
	HSUPA Subtest-5	21.78	21.76	21.85
3GPP Rel 7	HSPA+ Subtest-1	21.67	21.68	21.73
3GPP Rel 8	DC-HSDPA Subtest-1	21.55	21.61	21.72
	DC-HSDPA Subtest-2	21.50	21.52	21.59
	DC-HSDPA Subtest-3	21.00	21.05	21.13
	DC-HSDPA Subtest-4	21.02	21.08	21.13

Unless otherwise stated the results shown in this test report refer only to the sample(s) tested and such sample(s) are retained for 90 days only.

除非另有說明，此報告結果僅對測試之樣品負責，同時此樣品僅保留90天。本報告未經本公司書面許可，不可部份複製。

This document is issued by the Company subject to its General Conditions of Service printed overleaf, available on request or accessible at www.sgs.com/terms_and_conditions.htm and, for electronic format documents, subject to Terms and Conditions for Electronic Documents at www.sgs.com/terms_e-document.htm. Attention is drawn to the limitation of liability, indemnification and jurisdiction issues defined therein. Any holder of this document is advised that information contained hereon reflects the Company's findings at the time of its intervention only and within the limits of Client's instructions, if any. The Company's sole responsibility is to its Client and this document does not exonerate parties to a transaction from exercising all their rights and obligations under the transaction documents. This document cannot be reproduced except in full, without prior written approval of the Company. Any unauthorized alteration, forgery or falsification of the content or appearance of this document is unlawful and offenders may be prosecuted to the fullest extent of the law.

SGS Taiwan Ltd.

No.134,Wu Kung Road, New Taipei Industrial Park, Wuku District, New Taipei City, Taiwan 24803/新北市五股區新北產業園區五工路 134 號

台灣檢驗科技股份有限公司

t (886-2) 2299-3279

f (886-2) 2298-0488

www.tw.sgs.com

Member of SGS Group

WCDMA Band V - HSDPA / HSUPA / HSPA+ / DC-HSDPA

Conducted power table (Unit: dBm):

Band		WCDMA V		
TX Channel		4132	4183	4233
Frequency (MHz)		826.4	836.6	846.6
Max. Rated Avg. Power+Max. Tolerance (dBm)		25.00		
3GPP Rel 99	RMC 12.2Kbps	24.54	24.55	24.63
Max. Rated Avg. Power+Max. Tolerance (dBm)		24.00		
3GPP Rel 5	HSDPA Subtest-1	23.40	23.30	23.45
	HSDPA Subtest-2	23.21	23.12	23.17
	HSDPA Subtest-3	23.14	23.13	23.06
	HSDPA Subtest-4	23.14	23.13	23.06
3GPP Rel 6	HSUPA Subtest-1	23.33	23.23	23.28
	HSUPA Subtest-2	23.03	23.01	23.03
	HSUPA Subtest-3	23.25	23.15	23.29
	HSUPA Subtest-4	23.36	23.21	23.33
	HSUPA Subtest-5	23.39	23.27	23.34
3GPP Rel 7	HSPA+ Subtest-1	23.24	23.13	23.17
3GPP Rel 8	DC-HSDPA Subtest-1	23.19	23.10	23.25
	DC-HSDPA Subtest-2	23.05	23.00	22.08
	DC-HSDPA Subtest-3	23.01	22.92	23.05
	DC-HSDPA Subtest-4	22.91	22.85	22.99

Subtests for WCDMA Release 5 HSDPA

SUB-TEST	β_c	β_d	β_d (SF)	β_c/β_d	β_{HS} (Note 1, Note 2)	CM (dB) (Note 3)	MPR (dB) (Note 3)
1	2/15	15/15	64	2/15	4/15	0.0	0.0
2	12/15	15/15	64	12/15	24/15	1.0	0.0
3	15/15	8/15	64	15/8	30/15	1.5	0.5
4	15/15	4/15	64	15/4	30/15	1.5	0.5

Subtests for WCDMA Release 6 HSUPA

SUB-TEST	β_c	β_d	β_d (SF)	β_c/β_d	β_{HS} (Note 1)	β_{ec}	β_{ed} (Note 5) (Note 6)	β_{ed} (SF)	β_{ed} (Codes)	CM (dB) (Note 2)	MPR (dB) (Note 2)	AG Index (Note 6)	E-TFCI
1	11/15	15/15	64	11/15	22/15	209/225	1309/225	4	1	1.0	0.0	20	75
2	6/15	15/15	64	6/15	12/15	12/15	94/75	4	1	3.0	2.0	12	67
3	15/15	9/15	64	15/9	30/15	30/15	β_{ed1} : 47/15 β_{ed2} : 47/15	4 4	2	2.0	1.0	15	92
4	2/15	15/15	64	2/15	4/15	2/15	56/75	4	1	3.0	2.0	17	71
5	15/15	15/15	64	15/15	30/15	24/15	134/15	4	1	1.0	0.0	21	81

Unless otherwise stated the results shown in this test report refer only to the sample(s) tested and such sample(s) are retained for 90 days only.

除非另有說明，此報告結果僅對測試之樣品負責，同時此樣品僅保留90天。本報告未經本公司書面許可，不可部份複製。

This document is issued by the Company subject to its General Conditions of Service printed overleaf, available on request or accessible at www.sgs.com/terms_and_conditions.htm and, for electronic format documents, subject to Terms and Conditions for Electronic Documents at www.sgs.com/terms_e-document.htm. Attention is drawn to the limitation of liability, indemnification and jurisdiction issues defined therein. Any holder of this document is advised that information contained hereon reflects the Company's findings at the time of its intervention only and within the limits of Client's instructions, if any. The Company's sole responsibility is to its Client and this document does not exonerate parties to a transaction from exercising all their rights and obligations under the transaction documents. This document cannot be reproduced except in full, without prior written approval of the Company. Any unauthorized alteration, forgery or falsification of the content or appearance of this document is unlawful and offenders may be prosecuted to the fullest extent of the law.

SGS Taiwan Ltd.

No.134,Wu Kung Road, New Taipei Industrial Park, Wuku District, New Taipei City, Taiwan 24803/新北市五股區新北產業園區五工路 134 號

台灣檢驗科技股份有限公司

t (886-2) 2299-3279

f (886-2) 2298-0488

www.tw.sgs.com

Member of SGS Group

LTE FDD Band 2 - conducted power table:

FDD Band 2								
BW(Mhz)	Modulation	RB Size	RB Offset	Frequency (MHz)	Channel	Conducted power (dBm)	Target Power + Max. Tolerance (dBm)	MPR Allowed per 3GPP(dB)
20	QPSK	1 RB	0	1860	18700	23.41	23.5	0
				1880	18900	22.89	23.5	0
				1900	19100	22.87	23.5	0
			50	1860	18700	23.48	23.5	0
				1880	18900	23.03	23.5	0
				1900	19100	22.67	23.5	0
			99	1860	18700	22.99	23.5	0
				1880	18900	22.84	23.5	0
				1900	19100	22.50	23.5	0
		50 RB	0	1860	18700	22.30	22.5	0-1
				1880	18900	21.82	22.5	0-1
				1900	19100	21.72	22.5	0-1
			25	1860	18700	22.22	22.5	0-1
				1880	18900	21.84	22.5	0-1
				1900	19100	21.71	22.5	0-1
			50	1860	18700	22.06	22.5	0-1
				1880	18900	21.88	22.5	0-1
				1900	19100	21.63	22.5	0-1
		100RB		1860	18700	22.05	22.5	0-1
				1880	18900	21.78	22.5	0-1
				1900	19100	21.74	22.5	0-1
	16-QAM	1 RB	0	1860	18700	22.48	22.5	0-1
				1880	18900	21.90	22.5	0-1
				1900	19100	22.05	22.5	0-1
			50	1860	18700	22.38	22.5	0-1
				1880	18900	21.96	22.5	0-1
				1900	19100	22.34	22.5	0-1
			99	1860	18700	21.29	22.5	0-1
				1880	18900	22.06	22.5	0-1
				1900	19100	22.21	22.5	0-1
		50 RB	0	1860	18700	21.31	21.5	0-2
				1880	18900	20.82	21.5	0-2
				1900	19100	20.73	21.5	0-2
			25	1860	18700	21.09	21.5	0-2
				1880	18900	20.94	21.5	0-2
				1900	19100	20.61	21.5	0-2
			50	1860	18700	21.09	21.5	0-2
				1880	18900	20.85	21.5	0-2
				1900	19100	20.54	21.5	0-2
		100RB		1860	18700	21.17	21.5	0-2
				1880	18900	20.90	21.5	0-2
				1900	19100	20.63	21.5	0-2

Unless otherwise stated the results shown in this test report refer only to the sample(s) tested and such sample(s) are retained for 90 days only.

除非另有說明，此報告結果僅對測試之樣品負責，同時此樣品僅保留90天。本報告未經本公司書面許可，不可部份複製。

This document is issued by the Company subject to its General Conditions of Service printed overleaf, available on request or accessible at www.sgs.com/terms_and_conditions.htm and, for electronic format documents, subject to Terms and Conditions for Electronic Documents at www.sgs.com/terms_e-document.htm. Attention is drawn to the limitation of liability, indemnification and jurisdiction issues defined therein. Any holder of this document is advised that information contained hereon reflects the Company's findings at the time of its intervention only and within the limits of Client's instructions, if any. The Company's sole responsibility is to its Client and this document does not exonerate parties to a transaction from exercising all their rights and obligations under the transaction documents. This document cannot be reproduced except in full, without prior written approval of the Company. Any unauthorized alteration, forgery or falsification of the content or appearance of this document is unlawful and offenders may be prosecuted to the fullest extent of the law.

SGS Taiwan Ltd.

No.134,Wu Kung Road, New Taipei Industrial Park, Wuku District, New Taipei City, Taiwan 24803/新北市五股區新北產業園區五工路 134 號

台灣檢驗科技股份有限公司

t (886-2) 2299-3279

f (886-2) 2298-0488

www.tw.sgs.com

Member of SGS Group

FDD Band 2								
BW(Mhz)	Modulation	RB Size	RB Offset	Frequency (MHz)	Channel	Conducted power (dBm)	Target Power + Max. Tolerance (dBm)	MPR Allowed per 3GPP(dB)
15	QPSK	1 RB	0	1857.5	18675	23.26	23.5	0
				1880	18900	22.89	23.5	0
				1902.5	19125	22.77	23.5	0
			36	1857.5	18675	23.24	23.5	0
				1880	18900	22.91	23.5	0
				1902.5	19125	22.62	23.5	0
			74	1857.5	18675	23.09	23.5	0
				1880	18900	22.83	23.5	0
				1902.5	19125	22.85	23.5	0
		36 RB	0	1857.5	18675	22.26	22.5	0-1
				1880	18900	21.97	22.5	0-1
				1902.5	19125	21.75	22.5	0-1
			18	1857.5	18675	22.19	22.5	0-1
				1880	18900	21.86	22.5	0-1
				1902.5	19125	21.74	22.5	0-1
			37	1857.5	18675	22.10	22.5	0-1
				1880	18900	21.89	22.5	0-1
				1902.5	19125	21.72	22.5	0-1
		75RB		1857.5	18675	22.16	22.5	0-1
				1880	18900	21.85	22.5	0-1
				1902.5	19125	21.78	22.5	0-1
	16-QAM	1 RB	0	1857.5	18675	22.50	22.5	0-1
				1880	18900	21.87	22.5	0-1
				1902.5	19125	22.12	22.5	0-1
			36	1857.5	18675	22.45	22.5	0-1
				1880	18900	22.43	22.5	0-1
				1902.5	19125	21.66	22.5	0-1
			74	1857.5	18675	22.47	22.5	0-1
				1880	18900	22.03	22.5	0-1
				1902.5	19125	21.95	22.5	0-1
		36 RB	0	1857.5	18675	21.32	21.5	0-2
				1880	18900	20.97	21.5	0-2
				1902.5	19125	20.66	21.5	0-2
			18	1857.5	18675	21.27	21.5	0-2
				1880	18900	20.84	21.5	0-2
				1902.5	19125	20.71	21.5	0-2
			37	1857.5	18675	21.17	21.5	0-2
				1880	18900	20.92	21.5	0-2
				1902.5	19125	20.72	21.5	0-2
		75RB		1857.5	18675	21.32	21.5	0-2
				1880	18900	20.90	21.5	0-2
				1902.5	19125	20.73	21.5	0-2

Unless otherwise stated the results shown in this test report refer only to the sample(s) tested and such sample(s) are retained for 90 days only.

除非另有說明，此報告結果僅對測試之樣品負責，同時此樣品僅保留90天。本報告未經本公司書面許可，不可部份複製。

This document is issued by the Company subject to its General Conditions of Service printed overleaf, available on request or accessible at www.sgs.com/terms_and_conditions.htm and, for electronic format documents, subject to Terms and Conditions for Electronic Documents at www.sgs.com/terms_e-document.htm. Attention is drawn to the limitation of liability, indemnification and jurisdiction issues defined therein. Any holder of this document is advised that information contained hereon reflects the Company's findings at the time of its intervention only and within the limits of Client's instructions, if any. The Company's sole responsibility is to its Client and this document does not exonerate parties to a transaction from exercising all their rights and obligations under the transaction documents. This document cannot be reproduced except in full, without prior written approval of the Company. Any unauthorized alteration, forgery or falsification of the content or appearance of this document is unlawful and offenders may be prosecuted to the fullest extent of the law.

SGS Taiwan Ltd.

No.134,Wu Kung Road, New Taipei Industrial Park, Wuku District, New Taipei City, Taiwan 24803/新北市五股區新北產業園區五工路 134 號

台灣檢驗科技股份有限公司

t (886-2) 2299-3279

f (886-2) 2298-0488

www.tw.sgs.com

Member of SGS Group

FDD Band 2									
BW(Mhz)	Modulation	RB Size	RB Offset	Frequency (MHz)	Channel	Conducted power (dBm)	Target Power + Max. Tolerance (dBm)	MPR Allowed per 3GPP(dB)	
10	QPSK	1 RB	0	1855	18650	23.09	23.5	0	
				1880	18900	22.91	23.5	0	
				1905	19150	22.60	23.5	0	
			25	1855	18650	22.40	23.5	0	
				1880	18900	23.04	23.5	0	
				1905	19150	22.93	23.5	0	
				49	1855	18650	23.40	23.5	0
					1880	18900	22.94	23.5	0
					1905	19150	22.85	23.5	0
		25 RB	0	1855	18650	22.28	22.5	0-1	
				1880	18900	21.91	22.5	0-1	
				1905	19150	21.86	22.5	0-1	
			12	1855	18650	22.20	22.5	0-1	
				1880	18900	21.96	22.5	0-1	
				1905	19150	21.81	22.5	0-1	
			25	1855	18650	22.22	22.5	0-1	
				1880	18900	21.92	22.5	0-1	
				1905	19150	21.78	22.5	0-1	
		50RB			1855	18650	22.22	22.5	0-1
					1880	18900	21.95	22.5	0-1
					1905	19150	21.77	22.5	0-1
	16-QAM	1 RB	0	1855	18650	22.37	22.5	0-1	
				1880	18900	21.70	22.5	0-1	
				1905	19150	21.76	22.5	0-1	
			25	1855	18650	22.36	22.5	0-1	
				1880	18900	22.40	22.5	0-1	
				1905	19150	22.33	22.5	0-1	
			49	1855	18650	22.45	22.5	0-1	
				1880	18900	22.41	22.5	0-1	
				1905	19150	21.99	22.5	0-1	
		25 RB	0	1855	18650	21.23	21.5	0-2	
				1880	18900	21.06	21.5	0-2	
				1905	19150	20.71	21.5	0-2	
			12	1855	18650	21.30	21.5	0-2	
				1880	18900	21.14	21.5	0-2	
				1905	19150	20.67	21.5	0-2	
			25	1855	18650	21.35	21.5	0-2	
				1880	18900	21.22	21.5	0-2	
				1905	19150	20.57	21.5	0-2	
		50RB			1855	18650	21.39	21.5	0-2
					1880	18900	20.96	21.5	0-2
					1905	19150	20.73	21.5	0-2

Unless otherwise stated the results shown in this test report refer only to the sample(s) tested and such sample(s) are retained for 90 days only.

除非另有說明，此報告結果僅對測試之樣品負責，同時此樣品僅保留90天。本報告未經本公司書面許可，不可部份複製。

This document is issued by the Company subject to its General Conditions of Service printed overleaf, available on request or accessible at www.sgs.com/terms_and_conditions.htm and, for electronic format documents, subject to Terms and Conditions for Electronic Documents at www.sgs.com/terms_e-document.htm. Attention is drawn to the limitation of liability, indemnification and jurisdiction issues defined therein. Any holder of this document is advised that information contained hereon reflects the Company's findings at the time of its intervention only and within the limits of Client's instructions, if any. The Company's sole responsibility is to its Client and this document does not exonerate parties to a transaction from exercising all their rights and obligations under the transaction documents. This document cannot be reproduced except in full, without prior written approval of the Company. Any unauthorized alteration, forgery or falsification of the content or appearance of this document is unlawful and offenders may be prosecuted to the fullest extent of the law.

SGS Taiwan Ltd.

No.134,Wu Kung Road, New Taipei Industrial Park, Wuku District, New Taipei City, Taiwan 24803/新北市五股區新北產業園區五工路 134 號

台灣檢驗科技股份有限公司

t (886-2) 2299-3279

f (886-2) 2298-0488

www.tw.sgs.com

Member of SGS Group

FDD Band 2								
BW(Mhz)	Modulation	RB Size	RB Offset	Frequency (MHz)	Channel	Conducted power (dBm)	Target Power + Max. Tolerance (dBm)	MPR Allowed per 3GPP(dB)
5	QPSK	1 RB	0	1852.5	18625	23.19	23.5	0
				1880	18900	22.93	23.5	0
				1907.5	19175	22.63	23.5	0
			12	1852.5	18625	23.31	23.5	0
				1880	18900	22.87	23.5	0
				1907.5	19175	23.00	23.5	0
			24	1852.5	18625	23.18	23.5	0
				1880	18900	22.89	23.5	0
				1907.5	19175	22.87	23.5	0
		12 RB	0	1852.5	18625	22.16	22.5	0-1
				1880	18900	21.85	22.5	0-1
				1907.5	19175	21.66	22.5	0-1
			6	1852.5	18625	22.21	22.5	0-1
				1880	18900	21.88	22.5	0-1
				1907.5	19175	21.65	22.5	0-1
			13	1852.5	18625	22.22	22.5	0-1
				1880	18900	21.96	22.5	0-1
				1907.5	19175	21.71	22.5	0-1
		25RB		1852.5	18625	22.18	22.5	0-1
				1880	18900	21.86	22.5	0-1
				1907.5	19175	21.68	22.5	0-1
	16-QAM	1 RB	0	1852.5	18625	22.29	22.5	0-1
				1880	18900	22.49	22.5	0-1
				1907.5	19175	21.71	22.5	0-1
			12	1852.5	18625	22.07	22.5	0-1
				1880	18900	22.05	22.5	0-1
				1907.5	19175	21.67	22.5	0-1
			24	1852.5	18625	22.14	22.5	0-1
				1880	18900	21.83	22.5	0-1
				1907.5	19175	22.25	22.5	0-1
		12 RB	0	1852.5	18625	21.03	21.5	0-2
				1880	18900	20.78	21.5	0-2
				1907.5	19175	20.95	21.5	0-2
			6	1852.5	18625	21.21	21.5	0-2
				1880	18900	20.84	21.5	0-2
				1907.5	19175	20.61	21.5	0-2
			13	1852.5	18625	21.17	21.5	0-2
				1880	18900	20.80	21.5	0-2
				1907.5	19175	20.54	21.5	0-2
		25RB		1852.5	18625	21.16	21.5	0-2
				1880	18900	20.84	21.5	0-2
				1907.5	19175	20.80	21.5	0-2

Unless otherwise stated the results shown in this test report refer only to the sample(s) tested and such sample(s) are retained for 90 days only.

除非另有說明，此報告結果僅對測試之樣品負責，同時此樣品僅保留90天。本報告未經本公司書面許可，不可部份複製。

This document is issued by the Company subject to its General Conditions of Service printed overleaf, available on request or accessible at www.sgs.com/terms_and_conditions.htm and, for electronic format documents, subject to Terms and Conditions for Electronic Documents at www.sgs.com/terms_e-document.htm. Attention is drawn to the limitation of liability, indemnification and jurisdiction issues defined therein. Any holder of this document is advised that information contained hereon reflects the Company's findings at the time of its intervention only and within the limits of Client's instructions, if any. The Company's sole responsibility is to its Client and this document does not exonerate parties to a transaction from exercising all their rights and obligations under the transaction documents. This document cannot be reproduced except in full, without prior written approval of the Company. Any unauthorized alteration, forgery or falsification of the content or appearance of this document is unlawful and offenders may be prosecuted to the fullest extent of the law.

SGS Taiwan Ltd.

No.134,Wu Kung Road, New Taipei Industrial Park, Wuku District, New Taipei City, Taiwan 24803/新北市五股區新北產業園區五工路 134 號

台灣檢驗科技股份有限公司

t (886-2) 2299-3279

f (886-2) 2298-0488

www.tw.sgs.com

Member of SGS Group

FDD Band 2								
BW(Mhz)	Modulation	RB Size	RB Offset	Frequency (MHz)	Channel	Conducted power (dBm)	Target Power + Max. Tolerance (dBm)	MPR Allowed per 3GPP(dB)
3	QPSK	1 RB	0	1851.5	18615	22.93	23.5	0
				1880	18900	22.88	23.5	0
				1908.5	19185	22.64	23.5	0
			7	1851.5	18615	23.05	23.5	0
				1880	18900	23.12	23.5	0
				1908.5	19185	22.73	23.5	0
			14	1851.5	18615	23.18	23.5	0
				1880	18900	22.89	23.5	0
				1908.5	19185	22.74	23.5	0
		8 RB	0	1851.5	18615	22.09	22.5	0-1
				1880	18900	21.88	22.5	0-1
				1908.5	19185	21.72	22.5	0-1
			4	1851.5	18615	22.22	22.5	0-1
				1880	18900	21.89	22.5	0-1
				1908.5	19185	21.77	22.5	0-1
			7	1851.5	18615	22.26	22.5	0-1
				1880	18900	21.93	22.5	0-1
				1908.5	19185	21.70	22.5	0-1
		15RB		1851.5	18615	22.13	22.5	0-1
				1880	18900	21.88	22.5	0-1
				1908.5	19185	21.65	22.5	0-1
	16-QAM	1 RB	0	1851.5	18615	22.04	22.5	0-1
				1880	18900	22.09	22.5	0-1
				1908.5	19185	22.14	22.5	0-1
			7	1851.5	18615	22.10	22.5	0-1
				1880	18900	22.21	22.5	0-1
				1908.5	19185	21.56	22.5	0-1
			14	1851.5	18615	22.17	22.5	0-1
				1880	18900	21.87	22.5	0-1
				1908.5	19185	21.46	22.5	0-1
		8 RB	0	1851.5	18615	21.25	21.5	0-2
				1880	18900	20.77	21.5	0-2
				1908.5	19185	20.85	21.5	0-2
			4	1851.5	18615	21.27	21.5	0-2
				1880	18900	21.02	21.5	0-2
				1908.5	19185	20.99	21.5	0-2
			7	1851.5	18615	21.24	21.5	0-2
				1880	18900	21.07	21.5	0-2
				1908.5	19185	20.85	21.5	0-2
		15RB		1851.5	18615	21.17	21.5	0-2
				1880	18900	20.87	21.5	0-2
				1908.5	19185	20.84	21.5	0-2

Unless otherwise stated the results shown in this test report refer only to the sample(s) tested and such sample(s) are retained for 90 days only.

除非另有說明，此報告結果僅對測試之樣品負責，同時此樣品僅保留90天。本報告未經本公司書面許可，不可部份複製。

This document is issued by the Company subject to its General Conditions of Service printed overleaf, available on request or accessible at www.sgs.com/terms_and_conditions.htm and, for electronic format documents, subject to Terms and Conditions for Electronic Documents at www.sgs.com/terms_e-document.htm. Attention is drawn to the limitation of liability, indemnification and jurisdiction issues defined therein. Any holder of this document is advised that information contained hereon reflects the Company's findings at the time of its intervention only and within the limits of Client's instructions, if any. The Company's sole responsibility is to its Client and this document does not exonerate parties to a transaction from exercising all their rights and obligations under the transaction documents. This document cannot be reproduced except in full, without prior written approval of the Company. Any unauthorized alteration, forgery or falsification of the content or appearance of this document is unlawful and offenders may be prosecuted to the fullest extent of the law.

SGS Taiwan Ltd.

No.134,Wu Kung Road, New Taipei Industrial Park, Wuku District, New Taipei City, Taiwan 24803/新北市五股區新北產業園區五工路 134 號

台灣檢驗科技股份有限公司

t (886-2) 2299-3279

f (886-2) 2298-0488

www.tw.sgs.com

Member of SGS Group

FDD Band 2									
BW(Mhz)	Modulation	RB Size	RB Offset	Frequency (MHz)	Channel	Conducted power (dBm)	Target Power + Max. Tolerance (dBm)	MPR Allowed per 3GPP(dB)	
1.4	QPSK	1 RB	0	1850.7	18607	23.18	23.5	0	
				1880	18900	22.89	23.5	0	
				1909.3	19193	22.77	23.5	0	
			2	1850.7	18607	23.39	23.5	0	
				1880	18900	22.96	23.5	0	
				1909.3	19193	22.69	23.5	0	
			5	1850.7	18607	23.23	23.5	0	
				1880	18900	23.02	23.5	0	
				1909.3	19193	22.64	23.5	0	
		3 RB	0	1850.7	18607	23.23	23.5	0	
				1880	18900	23.04	23.5	0	
				1909.3	19193	22.82	23.5	0	
			2	1850.7	18607	23.34	23.5	0	
				1880	18900	22.99	23.5	0	
				1909.3	19193	22.67	23.5	0	
			3	1850.7	18607	23.30	23.5	0	
				1880	18900	22.97	23.5	0	
				1909.3	19193	22.68	23.5	0	
		6RB			1850.7	18607	22.26	22.5	0-1
					1880	18900	21.92	22.5	0-1
					1909.3	19193	21.67	22.5	0-1
	16-QAM	1 RB	0	1850.7	18607	21.98	22.5	0-1	
				1880	18900	22.37	22.5	0-1	
				1909.3	19193	21.52	22.5	0-1	
			2	1850.7	18607	22.42	22.5	0-1	
				1880	18900	21.87	22.5	0-1	
				1909.3	19193	22.04	22.5	0-1	
			5	1850.7	18607	22.39	22.5	0-1	
				1880	18900	21.48	22.5	0-1	
				1909.3	19193	22.04	22.5	0-1	
		3 RB	0	1850.7	18607	22.43	22.5	0-1	
				1880	18900	21.93	22.5	0-1	
				1909.3	19193	22.03	22.5	0-1	
			2	1850.7	18607	22.42	22.5	0-1	
				1880	18900	22.10	22.5	0-1	
				1909.3	19193	22.10	22.5	0-1	
			3	1850.7	18607	22.50	22.5	0-1	
				1880	18900	22.00	22.5	0-1	
				1909.3	19193	21.98	22.5	0-1	
		6RB			1850.7	18607	21.21	21.5	0-2
					1880	18900	20.69	21.5	0-2
					1909.3	19193	20.58	21.5	0-2

Unless otherwise stated the results shown in this test report refer only to the sample(s) tested and such sample(s) are retained for 90 days only.

除非另有說明，此報告結果僅對測試之樣品負責，同時此樣品僅保留90天。本報告未經本公司書面許可，不可部份複製。

This document is issued by the Company subject to its General Conditions of Service printed overleaf, available on request or accessible at www.sgs.com/terms_and_conditions.htm and, for electronic format documents, subject to Terms and Conditions for Electronic Documents at www.sgs.com/terms_e-document.htm. Attention is drawn to the limitation of liability, indemnification and jurisdiction issues defined therein. Any holder of this document is advised that information contained hereon reflects the Company's findings at the time of its intervention only and within the limits of Client's instructions, if any. The Company's sole responsibility is to its Client and this document does not exonerate parties to a transaction from exercising all their rights and obligations under the transaction documents. This document cannot be reproduced except in full, without prior written approval of the Company. Any unauthorized alteration, forgery or falsification of the content or appearance of this document is unlawful and offenders may be prosecuted to the fullest extent of the law.

SGS Taiwan Ltd.

No.134,Wu Kung Road, New Taipei Industrial Park, Wuku District, New Taipei City, Taiwan 24803/新北市五股區新北產業園區五工路 134 號

台灣檢驗科技股份有限公司

t (886-2) 2299-3279

f (886-2) 2298-0488

www.tw.sgs.com

Member of SGS Group

LTE FDD Band 4 - conducted power table (Hotspot OFF):

FDD Band 4 (Hotspot OFF)								
BW(Mhz)	Modulation	RB Size	RB Offset	Frequency (MHz)	Channel	Conducted power (dBm)	Target Power + Max. Tolerance (dBm)	MPR Allowed per 3GPP(dB)
20	QPSK	1 RB	0	1720	20050	22.93	24	0
				1732.5	20175	23.14	24	0
				1745	20300	23.06	24	0
			50	1720	20050	23.35	24	0
				1732.5	20175	22.97	24	0
				1745	20300	23.02	24	0
			99	1720	20050	22.92	24	0
				1732.5	20175	22.83	24	0
				1745	20300	22.82	24	0
		50 RB	0	1720	20050	22.33	23	0-1
				1732.5	20175	22.23	23	0-1
				1745	20300	22.17	23	0-1
			25	1720	20050	22.16	23	0-1
				1732.5	20175	22.01	23	0-1
				1745	20300	22.18	23	0-1
			50	1720	20050	22.15	23	0-1
				1732.5	20175	22.00	23	0-1
				1745	20300	22.03	23	0-1
		100RB		1720	20050	22.08	23	0-1
				1732.5	20175	22.07	23	0-1
				1745	20300	22.06	23	0-1
	16-QAM	1 RB	0	1720	20050	22.56	23	0-1
				1732.5	20175	22.38	23	0-1
				1745	20300	22.12	23	0-1
			50	1720	20050	22.99	23	0-1
				1732.5	20175	21.92	23	0-1
				1745	20300	22.64	23	0-1
			99	1720	20050	22.05	23	0-1
				1732.5	20175	21.58	23	0-1
				1745	20300	22.12	23	0-1
		50 RB	0	1720	20050	21.18	22	0-2
				1732.5	20175	21.18	22	0-2
				1745	20300	21.20	22	0-2
			25	1720	20050	21.09	22	0-2
				1732.5	20175	20.99	22	0-2
				1745	20300	21.07	22	0-2
			50	1720	20050	21.18	22	0-2
				1732.5	20175	20.88	22	0-2
				1745	20300	20.93	22	0-2
		100RB		1720	20050	21.10	22	0-2
				1732.5	20175	21.10	22	0-2
				1745	20300	21.12	22	0-2

Unless otherwise stated the results shown in this test report refer only to the sample(s) tested and such sample(s) are retained for 90 days only.

除非另有說明，此報告結果僅對測試之樣品負責，同時此樣品僅保留90天。本報告未經本公司書面許可，不可部份複製。

This document is issued by the Company subject to its General Conditions of Service printed overleaf, available on request or accessible at www.sgs.com/terms_and_conditions.htm and, for electronic format documents, subject to Terms and Conditions for Electronic Documents at www.sgs.com/terms_e-document.htm. Attention is drawn to the limitation of liability, indemnification and jurisdiction issues defined therein. Any holder of this document is advised that information contained hereon reflects the Company's findings at the time of its intervention only and within the limits of Client's instructions, if any. The Company's sole responsibility is to its Client and this document does not exonerate parties to a transaction from exercising all their rights and obligations under the transaction documents. This document cannot be reproduced except in full, without prior written approval of the Company. Any unauthorized alteration, forgery or falsification of the content or appearance of this document is unlawful and offenders may be prosecuted to the fullest extent of the law.

SGS Taiwan Ltd.

No.134,Wu Kung Road, New Taipei Industrial Park, Wuku District, New Taipei City, Taiwan 24803/新北市五股區新北產業園區五工路 134 號

台灣檢驗科技股份有限公司

t (886-2) 2299-3279

f (886-2) 2298-0488

www.tw.sgs.com

Member of SGS Group

FDD Band 4 (Hotspot OFF)									
BW(Mhz)	Modulation	RB Size	RB Offset	Frequency (MHz)	Channel	Conducted power (dBm)	Target Power + Max. Tolerance (dBm)	MPR Allowed per 3GPP(dB)	
15	QPSK	1 RB	0	1717.5	20025	23.11	24	0	
				1732.5	20175	23.15	24	0	
				1747.5	20325	23.05	24	0	
			36	1717.5	20025	23.15	24	0	
				1732.5	20175	22.78	24	0	
				1747.5	20325	22.92	24	0	
			74	1717.5	20025	23.15	24	0	
				1732.5	20175	22.81	24	0	
				1747.5	20325	23.05	24	0	
		36 RB	0	1717.5	20025	22.19	23	0-1	
				1732.5	20175	22.22	23	0-1	
				1747.5	20325	22.15	23	0-1	
			18	1717.5	20025	22.23	23	0-1	
				1732.5	20175	21.98	23	0-1	
				1747.5	20325	22.12	23	0-1	
			37	1717.5	20025	22.17	23	0-1	
				1732.5	20175	21.96	23	0-1	
				1747.5	20325	22.11	23	0-1	
		75RB			1717.5	20025	22.31	23	0-1
					1732.5	20175	22.01	23	0-1
					1747.5	20325	22.14	23	0-1
	16-QAM	1 RB	0	1717.5	20025	22.49	23	0-1	
				1732.5	20175	22.74	23	0-1	
				1747.5	20325	22.24	23	0-1	
			36	1717.5	20025	22.39	23	0-1	
				1732.5	20175	22.04	23	0-1	
				1747.5	20325	22.32	23	0-1	
			74	1717.5	20025	22.44	23	0-1	
				1732.5	20175	21.92	23	0-1	
				1747.5	20325	22.17	23	0-1	
		36 RB	0	1717.5	20025	21.03	22	0-2	
				1732.5	20175	21.25	22	0-2	
				1747.5	20325	21.06	22	0-2	
			18	1717.5	20025	21.26	22	0-2	
				1732.5	20175	21.03	22	0-2	
				1747.5	20325	21.16	22	0-2	
			37	1717.5	20025	21.10	22	0-2	
				1732.5	20175	21.03	22	0-2	
				1747.5	20325	21.14	22	0-2	
		75RB			1717.5	20025	21.17	22	0-2
					1732.5	20175	21.13	22	0-2
					1747.5	20325	21.09	22	0-2

Unless otherwise stated the results shown in this test report refer only to the sample(s) tested and such sample(s) are retained for 90 days only.

除非另有說明，此報告結果僅對測試之樣品負責，同時此樣品僅保留90天。本報告未經本公司書面許可，不可部份複製。

This document is issued by the Company subject to its General Conditions of Service printed overleaf, available on request or accessible at www.sgs.com/terms_and_conditions.htm and, for electronic format documents, subject to Terms and Conditions for Electronic Documents at www.sgs.com/terms_e-document.htm. Attention is drawn to the limitation of liability, indemnification and jurisdiction issues defined therein. Any holder of this document is advised that information contained hereon reflects the Company's findings at the time of its intervention only and within the limits of Client's instructions, if any. The Company's sole responsibility is to its Client and this document does not exonerate parties to a transaction from exercising all their rights and obligations under the transaction documents. This document cannot be reproduced except in full, without prior written approval of the Company. Any unauthorized alteration, forgery or falsification of the content or appearance of this document is unlawful and offenders may be prosecuted to the fullest extent of the law.

SGS Taiwan Ltd.

No.134,Wu Kung Road, New Taipei Industrial Park, Wuku District, New Taipei City, Taiwan 24803/新北市五股區新北產業園區五工路 134 號

台灣檢驗科技股份有限公司

t (886-2) 2299-3279

f (886-2) 2298-0488

www.tw.sgs.com

Member of SGS Group

FDD Band 4 (Hotspot OFF)								
BW(Mhz)	Modulation	RB Size	RB Offset	Frequency (MHz)	Channel	Conducted power (dBm)	Target Power + Max. Tolerance (dBm)	MPR Allowed per 3GPP(dB)
10	QPSK	1 RB	0	1715	20000	23.09	24	0
				1732.5	20175	22.92	24	0
				1750	20350	23.12	24	0
			25	1715	20000	23.23	24	0
				1732.5	20175	22.93	24	0
				1750	20350	23.16	24	0
			49	1715	20000	23.24	24	0
				1732.5	20175	22.72	24	0
				1750	20350	22.99	24	0
		25 RB	0	1715	20000	22.16	23	0-1
				1732.5	20175	22.12	23	0-1
				1750	20350	22.18	23	0-1
			12	1715	20000	22.22	23	0-1
				1732.5	20175	22.09	23	0-1
				1750	20350	22.14	23	0-1
			25	1715	20000	22.11	23	0-1
				1732.5	20175	21.99	23	0-1
				1750	20350	22.00	23	0-1
		50RB		1715	20000	22.07	23	0-1
				1732.5	20175	22.05	23	0-1
				1750	20350	22.04	23	0-1
	16-QAM	1 RB	0	1715	20000	21.81	23	0-1
				1732.5	20175	21.89	23	0-1
				1750	20350	22.52	23	0-1
			25	1715	20000	22.27	23	0-1
				1732.5	20175	21.84	23	0-1
				1750	20350	22.94	23	0-1
			49	1715	20000	22.66	23	0-1
				1732.5	20175	21.83	23	0-1
				1750	20350	22.16	23	0-1
		25 RB	0	1715	20000	21.09	22	0-2
				1732.5	20175	21.31	22	0-2
				1750	20350	20.96	22	0-2
			12	1715	20000	21.20	22	0-2
				1732.5	20175	21.25	22	0-2
				1750	20350	21.08	22	0-2
			25	1715	20000	21.09	22	0-2
				1732.5	20175	21.21	22	0-2
				1750	20350	21.09	22	0-2
		50RB		1715	20000	21.17	22	0-2
				1732.5	20175	21.05	22	0-2
				1750	20350	21.12	22	0-2

Unless otherwise stated the results shown in this test report refer only to the sample(s) tested and such sample(s) are retained for 90 days only.

除非另有說明，此報告結果僅對測試之樣品負責，同時此樣品僅保留90天。本報告未經本公司書面許可，不可部份複製。

This document is issued by the Company subject to its General Conditions of Service printed overleaf, available on request or accessible at www.sgs.com/terms_and_conditions.htm and, for electronic format documents, subject to Terms and Conditions for Electronic Documents at www.sgs.com/terms_e-document.htm. Attention is drawn to the limitation of liability, indemnification and jurisdiction issues defined therein. Any holder of this document is advised that information contained hereon reflects the Company's findings at the time of its intervention only and within the limits of Client's instructions, if any. The Company's sole responsibility is to its Client and this document does not exonerate parties to a transaction from exercising all their rights and obligations under the transaction documents. This document cannot be reproduced except in full, without prior written approval of the Company. Any unauthorized alteration, forgery or falsification of the content or appearance of this document is unlawful and offenders may be prosecuted to the fullest extent of the law.

SGS Taiwan Ltd.

No.134,Wu Kung Road, New Taipei Industrial Park, Wuku District, New Taipei City, Taiwan 24803/新北市五股區新北產業園區五工路 134 號

台灣檢驗科技股份有限公司

t (886-2) 2299-3279

f (886-2) 2298-0488

www.tw.sgs.com

Member of SGS Group

FDD Band 4 (Hotspot OFF)									
BW(Mhz)	Modulation	RB Size	RB Offset	Frequency (MHz)	Channel	Conducted power (dBm)	Target Power + Max. Tolerance (dBm)	MPR Allowed per 3GPP(dB)	
5	QPSK	1 RB	0	1712.5	19975	23.13	24	0	
				1732.5	20175	22.96	24	0	
				1752.5	20375	22.89	24	0	
			12	1712.5	19975	23.34	24	0	
				1732.5	20175	22.97	24	0	
				1752.5	20375	23.26	24	0	
			24	1712.5	19975	23.09	24	0	
				1732.5	20175	22.91	24	0	
				1752.5	20375	23.07	24	0	
		12 RB	0	1712.5	19975	22.12	23	0-1	
				1732.5	20175	22.07	23	0-1	
				1752.5	20375	22.16	23	0-1	
			6	1712.5	19975	22.00	23	0-1	
				1732.5	20175	21.94	23	0-1	
				1752.5	20375	22.15	23	0-1	
			13	1712.5	19975	22.08	23	0-1	
				1732.5	20175	21.91	23	0-1	
				1752.5	20375	22.14	23	0-1	
		25RB			1712.5	19975	22.08	23	0-1
					1732.5	20175	21.98	23	0-1
					1752.5	20375	22.07	23	0-1
	16-QAM	1 RB	0	1712.5	19975	21.98	23	0-1	
				1732.5	20175	22.73	23	0-1	
				1752.5	20375	22.46	23	0-1	
			12	1712.5	19975	22.67	23	0-1	
				1732.5	20175	22.43	23	0-1	
				1752.5	20375	22.48	23	0-1	
			24	1712.5	19975	22.38	23	0-1	
				1732.5	20175	22.31	23	0-1	
				1752.5	20375	22.67	23	0-1	
		12 RB	0	1712.5	19975	21.00	22	0-2	
				1732.5	20175	21.08	22	0-2	
				1752.5	20375	21.02	22	0-2	
			6	1712.5	19975	21.11	22	0-2	
				1732.5	20175	20.97	22	0-2	
				1752.5	20375	21.10	22	0-2	
			13	1712.5	19975	21.22	22	0-2	
				1732.5	20175	20.94	22	0-2	
				1752.5	20375	21.05	22	0-2	
		25RB			1712.5	19975	21.32	22	0-2
					1732.5	20175	21.03	22	0-2
					1752.5	20375	21.28	22	0-2

Unless otherwise stated the results shown in this test report refer only to the sample(s) tested and such sample(s) are retained for 90 days only.

除非另有說明，此報告結果僅對測試之樣品負責，同時此樣品僅保留90天。本報告未經本公司書面許可，不可部份複製。

This document is issued by the Company subject to its General Conditions of Service printed overleaf, available on request or accessible at www.sgs.com/terms_and_conditions.htm and, for electronic format documents, subject to Terms and Conditions for Electronic Documents at www.sgs.com/terms_e-document.htm. Attention is drawn to the limitation of liability, indemnification and jurisdiction issues defined therein. Any holder of this document is advised that information contained hereon reflects the Company's findings at the time of its intervention only and within the limits of Client's instructions, if any. The Company's sole responsibility is to its Client and this document does not exonerate parties to a transaction from exercising all their rights and obligations under the transaction documents. This document cannot be reproduced except in full, without prior written approval of the Company. Any unauthorized alteration, forgery or falsification of the content or appearance of this document is unlawful and offenders may be prosecuted to the fullest extent of the law.

SGS Taiwan Ltd.

No.134,Wu Kung Road, New Taipei Industrial Park, Wuku District, New Taipei City, Taiwan 24803/新北市五股區新北產業園區五工路 134 號

台灣檢驗科技股份有限公司

t (886-2) 2299-3279

f (886-2) 2298-0488

www.tw.sgs.com

Member of SGS Group

FDD Band 4 (Hotspot OFF)								
BW(Mhz)	Modulation	RB Size	RB Offset	Frequency (MHz)	Channel	Conducted power (dBm)	Target Power + Max. Tolerance (dBm)	MPR Allowed per 3GPP(dB)
3	QPSK	1 RB	0	1711.5	19965	23.28	24	0
				1732.5	20175	23.00	24	0
				1753.5	20385	23.06	24	0
			7	1711.5	19965	23.28	24	0
				1732.5	20175	22.94	24	0
				1753.5	20385	23.16	24	0
			14	1711.5	19965	23.20	24	0
				1732.5	20175	22.88	24	0
				1753.5	20385	23.12	24	0
		8 RB	0	1711.5	19965	22.19	23	0-1
				1732.5	20175	22.13	23	0-1
				1753.5	20385	22.24	23	0-1
			4	1711.5	19965	22.07	23	0-1
				1732.5	20175	22.08	23	0-1
				1753.5	20385	22.14	23	0-1
			7	1711.5	19965	22.09	23	0-1
				1732.5	20175	22.07	23	0-1
				1753.5	20385	22.05	23	0-1
		15RB		1711.5	19965	21.98	23	0-1
				1732.5	20175	22.08	23	0-1
				1753.5	20385	22.07	23	0-1
	16-QAM	1 RB	0	1711.5	19965	22.50	23	0-1
				1732.5	20175	22.53	23	0-1
				1753.5	20385	22.74	23	0-1
			7	1711.5	19965	22.24	23	0-1
				1732.5	20175	22.03	23	0-1
				1753.5	20385	22.20	23	0-1
			14	1711.5	19965	22.18	23	0-1
				1732.5	20175	22.01	23	0-1
				1753.5	20385	22.23	23	0-1
		8 RB	0	1711.5	19965	20.93	22	0-2
				1732.5	20175	20.88	22	0-2
				1753.5	20385	21.20	22	0-2
			4	1711.5	19965	20.81	22	0-2
				1732.5	20175	20.86	22	0-2
				1753.5	20385	21.28	22	0-2
			7	1711.5	19965	20.97	22	0-2
				1732.5	20175	21.08	22	0-2
				1753.5	20385	21.16	22	0-2
		15RB		1711.5	19965	20.99	22	0-2
				1732.5	20175	21.23	22	0-2
				1753.5	20385	21.35	22	0-2

Unless otherwise stated the results shown in this test report refer only to the sample(s) tested and such sample(s) are retained for 90 days only.

除非另有說明，此報告結果僅對測試之樣品負責，同時此樣品僅保留90天。本報告未經本公司書面許可，不可部份複製。

This document is issued by the Company subject to its General Conditions of Service printed overleaf, available on request or accessible at www.sgs.com/terms_and_conditions.htm and, for electronic format documents, subject to Terms and Conditions for Electronic Documents at www.sgs.com/terms_e-document.htm. Attention is drawn to the limitation of liability, indemnification and jurisdiction issues defined therein. Any holder of this document is advised that information contained hereon reflects the Company's findings at the time of its intervention only and within the limits of Client's instructions, if any. The Company's sole responsibility is to its Client and this document does not exonerate parties to a transaction from exercising all their rights and obligations under the transaction documents. This document cannot be reproduced except in full, without prior written approval of the Company. Any unauthorized alteration, forgery or falsification of the content or appearance of this document is unlawful and offenders may be prosecuted to the fullest extent of the law.

SGS Taiwan Ltd.

No.134,Wu Kung Road, New Taipei Industrial Park, Wuku District, New Taipei City, Taiwan 24803/新北市五股區新北產業園區五工路 134 號

台灣檢驗科技股份有限公司

t (886-2) 2299-3279

f (886-2) 2298-0488

www.tw.sgs.com

Member of SGS Group

FDD Band 4 (Hotspot OFF)								
BW(Mhz)	Modulation	RB Size	RB Offset	Frequency (MHz)	Channel	Conducted power (dBm)	Target Power + Max. Tolerance (dBm)	MPR Allowed per 3GPP(dB)
1.4	QPSK	1 RB	0	1710.7	19957	22.96	24	0
				1732.5	20175	22.91	24	0
				1754.3	20393	22.99	24	0
			2	1710.7	19957	23.00	24	0
				1732.5	20175	22.99	24	0
				1754.3	20393	23.03	24	0
			5	1710.7	19957	22.90	24	0
				1732.5	20175	22.81	24	0
				1754.3	20393	22.98	24	0
		3 RB	0	1710.7	19957	22.99	24	0
				1732.5	20175	22.93	24	0
				1754.3	20393	23.03	24	0
			2	1710.7	19957	23.02	24	0
				1732.5	20175	23.02	24	0
				1754.3	20393	23.04	24	0
			3	1710.7	19957	22.98	24	0
				1732.5	20175	23.03	24	0
				1754.3	20393	23.01	24	0
		6RB		1710.7	19957	22.06	23	0-1
				1732.5	20175	22.09	23	0-1
				1754.3	20393	22.16	23	0-1
	16-QAM	1 RB	0	1710.7	19957	22.07	23	0-1
				1732.5	20175	22.06	23	0-1
				1754.3	20393	22.36	23	0-1
			2	1710.7	19957	21.91	23	0-1
				1732.5	20175	22.30	23	0-1
				1754.3	20393	22.43	23	0-1
			5	1710.7	19957	22.06	23	0-1
				1732.5	20175	21.67	23	0-1
				1754.3	20393	22.44	23	0-1
		3 RB	0	1710.7	19957	21.87	23	0-1
				1732.5	20175	21.74	23	0-1
				1754.3	20393	22.11	23	0-1
			2	1710.7	19957	21.90	23	0-1
				1732.5	20175	21.80	23	0-1
				1754.3	20393	22.12	23	0-1
			3	1710.7	19957	21.79	23	0-1
				1732.5	20175	21.79	23	0-1
				1754.3	20393	22.10	23	0-1
		6RB		1710.7	19957	20.85	22	0-2
				1732.5	20175	20.85	22	0-2
				1754.3	20393	20.92	22	0-2

Unless otherwise stated the results shown in this test report refer only to the sample(s) tested and such sample(s) are retained for 90 days only.

除非另有說明，此報告結果僅對測試之樣品負責，同時此樣品僅保留90天。本報告未經本公司書面許可，不可部份複製。

This document is issued by the Company subject to its General Conditions of Service printed overleaf, available on request or accessible at www.sgs.com/terms_and_conditions.htm and, for electronic format documents, subject to Terms and Conditions for Electronic Documents at www.sgs.com/terms_e-document.htm. Attention is drawn to the limitation of liability, indemnification and jurisdiction issues defined therein. Any holder of this document is advised that information contained hereon reflects the Company's findings at the time of its intervention only and within the limits of Client's instructions, if any. The Company's sole responsibility is to its Client and this document does not exonerate parties to a transaction from exercising all their rights and obligations under the transaction documents. This document cannot be reproduced except in full, without prior written approval of the Company. Any unauthorized alteration, forgery or falsification of the content or appearance of this document is unlawful and offenders may be prosecuted to the fullest extent of the law.

SGS Taiwan Ltd.

No.134,Wu Kung Road, New Taipei Industrial Park, Wuku District, New Taipei City, Taiwan 24803/新北市五股區新北產業園區五工路 134 號

台灣檢驗科技股份有限公司

t (886-2) 2299-3279

f (886-2) 2298-0488

www.tw.sgs.com

Member of SGS Group

LTE FDD Band 4 - conducted power table (Hotspot ON):

FDD Band 4 (Hotspot ON)									
BW(Mhz)	Modulation	RB Size	RB Offset	Frequency (MHz)	Channel	Conducted power (dBm)	Target Power + Max. Tolerance (dBm)	MPR Allowed per 3GPP(dB)	
20	QPSK	1 RB	0	1720	20050	22.62	23	0	
				1732.5	20175	22.57	23	0	
				1745	20300	22.70	23	0	
			50	1720	20050	22.98	23	0	
				1732.5	20175	22.63	23	0	
				1745	20300	22.73	23	0	
			99	1720	20050	22.48	23	0	
				1732.5	20175	22.27	23	0	
				1745	20300	22.72	23	0	
		50 RB	0	1720	20050	22.03	23	0	
				1732.5	20175	21.77	23	0	
				1745	20300	21.98	23	0	
			25	1720	20050	21.88	23	0	
				1732.5	20175	21.93	23	0	
				1745	20300	22.05	23	0	
			50	1720	20050	21.87	23	0	
				1732.5	20175	21.74	23	0	
				1745	20300	22.01	23	0	
		100RB			1720	20050	21.91	23	0
					1732.5	20175	21.84	23	0
					1745	20300	22.10	23	0
	16-QAM	1 RB	0	1720	20050	22.01	23	0	
				1732.5	20175	22.39	23	0	
				1745	20300	22.20	23	0	
			50	1720	20050	21.46	23	0	
				1732.5	20175	21.46	23	0	
				1745	20300	22.61	23	0	
			99	1720	20050	21.82	23	0	
				1732.5	20175	21.81	23	0	
				1745	20300	22.91	23	0	
		50 RB	0	1720	20050	21.04	22	0-1	
				1732.5	20175	20.98	22	0-1	
				1745	20300	21.04	22	0-1	
			25	1720	20050	21.02	22	0-1	
				1732.5	20175	20.71	22	0-1	
				1745	20300	20.95	22	0-1	
			50	1720	20050	20.99	22	0-1	
				1732.5	20175	20.81	22	0-1	
				1745	20300	21.05	22	0-1	
		100RB			1720	20050	20.93	22	0-1
					1732.5	20175	20.80	22	0-1
					1745	20300	21.16	22	0-1

Unless otherwise stated the results shown in this test report refer only to the sample(s) tested and such sample(s) are retained for 90 days only.

除非另有說明，此報告結果僅對測試之樣品負責，同時此樣品僅保留90天。本報告未經本公司書面許可，不可部份複製。

This document is issued by the Company subject to its General Conditions of Service printed overleaf, available on request or accessible at www.sgs.com/terms_and_conditions.htm and, for electronic format documents, subject to Terms and Conditions for Electronic Documents at www.sgs.com/terms_e-document.htm. Attention is drawn to the limitation of liability, indemnification and jurisdiction issues defined therein. Any holder of this document is advised that information contained hereon reflects the Company's findings at the time of its intervention only and within the limits of Client's instructions, if any. The Company's sole responsibility is to its Client and this document does not exonerate parties to a transaction from exercising all their rights and obligations under the transaction documents. This document cannot be reproduced except in full, without prior written approval of the Company. Any unauthorized alteration, forgery or falsification of the content or appearance of this document is unlawful and offenders may be prosecuted to the fullest extent of the law.

SGS Taiwan Ltd.

No.134,Wu Kung Road, New Taipei Industrial Park, Wuku District, New Taipei City, Taiwan 24803/新北市五股區新北產業園區五工路 134 號

台灣檢驗科技股份有限公司

t (886-2) 2299-3279

f (886-2) 2298-0488

www.tw.sgs.com

Member of SGS Group

FDD Band 4 (Hotspot ON)								
BW(Mhz)	Modulation	RB Size	RB Offset	Frequency (MHz)	Channel	Conducted power (dBm)	Target Power + Max. Tolerance (dBm)	MPR Allowed per 3GPP(dB)
15	QPSK	1 RB	0	1717.5	20025	22.71	23	0
				1732.5	20175	22.80	23	0
				1747.5	20325	22.76	23	0
			36	1717.5	20025	22.39	23	0
				1732.5	20175	22.28	23	0
				1747.5	20325	22.71	23	0
			74	1717.5	20025	22.59	23	0
				1732.5	20175	22.44	23	0
				1747.5	20325	22.83	23	0
		36 RB	0	1717.5	20025	21.92	23	0
				1732.5	20175	22.04	23	0
				1747.5	20325	22.11	23	0
			18	1717.5	20025	21.93	23	0
				1732.5	20175	21.78	23	0
				1747.5	20325	22.04	23	0
			37	1717.5	20025	21.88	23	0
				1732.5	20175	21.83	23	0
				1747.5	20325	22.02	23	0
		75RB		1717.5	20025	21.90	23	0
				1732.5	20175	21.93	23	0
				1747.5	20325	22.12	23	0
	16-QAM	1 RB	0	1717.5	20025	22.29	23	0
				1732.5	20175	21.95	23	0
				1747.5	20325	22.41	23	0
			36	1717.5	20025	21.53	23	0
				1732.5	20175	21.98	23	0
				1747.5	20325	22.01	23	0
			74	1717.5	20025	21.65	23	0
				1732.5	20175	21.43	23	0
				1747.5	20325	22.28	23	0
		36 RB	0	1717.5	20025	21.01	22	0-1
				1732.5	20175	20.93	22	0-1
				1747.5	20325	21.15	22	0-1
			18	1717.5	20025	20.95	22	0-1
				1732.5	20175	20.74	22	0-1
				1747.5	20325	21.21	22	0-1
			37	1717.5	20025	20.94	22	0-1
				1732.5	20175	20.90	22	0-1
				1747.5	20325	21.07	22	0-1
		75RB		1717.5	20025	20.95	22	0-1
				1732.5	20175	20.81	22	0-1
				1747.5	20325	21.08	22	0-1

Unless otherwise stated the results shown in this test report refer only to the sample(s) tested and such sample(s) are retained for 90 days only.

除非另有說明，此報告結果僅對測試之樣品負責，同時此樣品僅保留90天。本報告未經本公司書面許可，不可部份複製。

This document is issued by the Company subject to its General Conditions of Service printed overleaf, available on request or accessible at www.sgs.com/terms_and_conditions.htm and, for electronic format documents, subject to Terms and Conditions for Electronic Documents at www.sgs.com/terms_e-document.htm. Attention is drawn to the limitation of liability, indemnification and jurisdiction issues defined therein. Any holder of this document is advised that information contained hereon reflects the Company's findings at the time of its intervention only and within the limits of Client's instructions, if any. The Company's sole responsibility is to its Client and this document does not exonerate parties to a transaction from exercising all their rights and obligations under the transaction documents. This document cannot be reproduced except in full, without prior written approval of the Company. Any unauthorized alteration, forgery or falsification of the content or appearance of this document is unlawful and offenders may be prosecuted to the fullest extent of the law.

SGS Taiwan Ltd.

No.134,Wu Kung Road, New Taipei Industrial Park, Wuku District, New Taipei City, Taiwan 24803/新北市五股區新北產業園區五工路 134 號

台灣檢驗科技股份有限公司

t (886-2) 2299-3279

f (886-2) 2298-0488

www.tw.sgs.com

Member of SGS Group

FDD Band 4 (Hotspot ON)								
BW(Mhz)	Modulation	RB Size	RB Offset	Frequency (MHz)	Channel	Conducted power (dBm)	Target Power + Max. Tolerance (dBm)	MPR Allowed per 3GPP(dB)
10	QPSK	1 RB	0	1715	20000	22.63	23	0
				1732.5	20175	22.76	23	0
				1750	20350	22.81	23	0
			25	1715	20000	22.83	23	0
				1732.5	20175	22.63	23	0
				1750	20350	22.95	23	0
			49	1715	20000	22.58	23	0
				1732.5	20175	22.49	23	0
				1750	20350	22.92	23	0
		25 RB	0	1715	20000	21.85	23	0
				1732.5	20175	21.98	23	0
				1750	20350	22.20	23	0
			12	1715	20000	21.89	23	0
				1732.5	20175	21.93	23	0
				1750	20350	22.11	23	0
			25	1715	20000	21.87	23	0
				1732.5	20175	21.83	23	0
				1750	20350	22.08	23	0
		50RB		1715	20000	21.98	23	0
				1732.5	20175	21.97	23	0
				1750	20350	22.20	23	0
	16-QAM	1 RB	0	1715	20000	22.35	23	0
				1732.5	20175	22.31	23	0
				1750	20350	22.10	23	0
			25	1715	20000	22.66	23	0
				1732.5	20175	21.98	23	0
				1750	20350	22.40	23	0
			49	1715	20000	22.17	23	0
				1732.5	20175	21.38	23	0
				1750	20350	22.72	23	0
		25 RB	0	1715	20000	21.30	22	0-1
				1732.5	20175	21.18	22	0-1
				1750	20350	21.10	22	0-1
			12	1715	20000	21.25	22	0-1
				1732.5	20175	20.97	22	0-1
				1750	20350	21.08	22	0-1
			25	1715	20000	21.32	22	0-1
				1732.5	20175	20.74	22	0-1
				1750	20350	20.91	22	0-1
		50RB		1715	20000	21.16	22	0-1
				1732.5	20175	20.89	22	0-1
				1750	20350	21.11	22	0-1

Unless otherwise stated the results shown in this test report refer only to the sample(s) tested and such sample(s) are retained for 90 days only.

除非另有說明，此報告結果僅對測試之樣品負責，同時此樣品僅保留90天。本報告未經本公司書面許可，不可部份複製。

This document is issued by the Company subject to its General Conditions of Service printed overleaf, available on request or accessible at www.sgs.com/terms_and_conditions.htm and, for electronic format documents, subject to Terms and Conditions for Electronic Documents at www.sgs.com/terms_e-document.htm. Attention is drawn to the limitation of liability, indemnification and jurisdiction issues defined therein. Any holder of this document is advised that information contained hereon reflects the Company's findings at the time of its intervention only and within the limits of Client's instructions, if any. The Company's sole responsibility is to its Client and this document does not exonerate parties to a transaction from exercising all their rights and obligations under the transaction documents. This document cannot be reproduced except in full, without prior written approval of the Company. Any unauthorized alteration, forgery or falsification of the content or appearance of this document is unlawful and offenders may be prosecuted to the fullest extent of the law.

SGS Taiwan Ltd.

No.134,Wu Kung Road, New Taipei Industrial Park, Wuku District, New Taipei City, Taiwan 24803/新北市五股區新北產業園區五工路 134 號

台灣檢驗科技股份有限公司

t (886-2) 2299-3279

f (886-2) 2298-0488

www.tw.sgs.com

Member of SGS Group

FDD Band 4 (Hotspot ON)								
BW(Mhz)	Modulation	RB Size	RB Offset	Frequency (MHz)	Channel	Conducted power (dBm)	Target Power + Max. Tolerance (dBm)	MPR Allowed per 3GPP(dB)
5	QPSK	1 RB	0	1712.5	19975	22.39	23	0
				1732.5	20175	22.77	23	0
				1752.5	20375	22.76	23	0
			12	1712.5	19975	22.39	23	0
				1732.5	20175	22.97	23	0
				1752.5	20375	22.79	23	0
			24	1712.5	19975	22.44	23	0
				1732.5	20175	22.59	23	0
				1752.5	20375	22.71	23	0
		12 RB	0	1712.5	19975	21.67	23	0
				1732.5	20175	21.93	23	0
				1752.5	20375	22.05	23	0
			6	1712.5	19975	21.81	23	0
				1732.5	20175	21.89	23	0
				1752.5	20375	22.12	23	0
			13	1712.5	19975	21.77	23	0
				1732.5	20175	21.83	23	0
				1752.5	20375	22.22	23	0
		25RB		1712.5	19975	21.76	23	0
				1732.5	20175	21.94	23	0
				1752.5	20375	22.06	23	0
	16-QAM	1 RB	0	1712.5	19975	21.96	23	0
				1732.5	20175	22.78	23	0
				1752.5	20375	22.58	23	0
			12	1712.5	19975	21.76	23	0
				1732.5	20175	22.41	23	0
				1752.5	20375	22.36	23	0
			24	1712.5	19975	21.48	23	0
				1732.5	20175	22.36	23	0
				1752.5	20375	22.19	23	0
		12 RB	0	1712.5	19975	20.70	22	0-1
				1732.5	20175	20.94	22	0-1
				1752.5	20375	20.95	22	0-1
			6	1712.5	19975	20.77	22	0-1
				1732.5	20175	20.98	22	0-1
				1752.5	20375	21.02	22	0-1
			13	1712.5	19975	20.72	22	0-1
				1732.5	20175	20.93	22	0-1
				1752.5	20375	21.07	22	0-1
		25RB		1712.5	19975	20.74	22	0-1
				1732.5	20175	20.98	22	0-1
				1752.5	20375	21.08	22	0-1

Unless otherwise stated the results shown in this test report refer only to the sample(s) tested and such sample(s) are retained for 90 days only.

除非另有說明，此報告結果僅對測試之樣品負責，同時此樣品僅保留90天。本報告未經本公司書面許可，不可部份複製。

This document is issued by the Company subject to its General Conditions of Service printed overleaf, available on request or accessible at www.sgs.com/terms_and_conditions.htm and, for electronic format documents, subject to Terms and Conditions for Electronic Documents at www.sgs.com/terms_e-document.htm. Attention is drawn to the limitation of liability, indemnification and jurisdiction issues defined therein. Any holder of this document is advised that information contained hereon reflects the Company's findings at the time of its intervention only and within the limits of Client's instructions, if any. The Company's sole responsibility is to its Client and this document does not exonerate parties to a transaction from exercising all their rights and obligations under the transaction documents. This document cannot be reproduced except in full, without prior written approval of the Company. Any unauthorized alteration, forgery or falsification of the content or appearance of this document is unlawful and offenders may be prosecuted to the fullest extent of the law.

SGS Taiwan Ltd.

No.134,Wu Kung Road, New Taipei Industrial Park, Wuku District, New Taipei City, Taiwan 24803/新北市五股區新北產業園區五工路 134 號

台灣檢驗科技股份有限公司

t (886-2) 2299-3279

f (886-2) 2298-0488

www.tw.sgs.com

Member of SGS Group

FDD Band 4 (Hotspot ON)								
BW(Mhz)	Modulation	RB Size	RB Offset	Frequency (MHz)	Channel	Conducted power (dBm)	Target Power + Max. Tolerance (dBm)	MPR Allowed per 3GPP(dB)
3	QPSK	1 RB	0	1711.5	19965	22.83	23	0
				1732.5	20175	22.78	23	0
				1753.5	20385	22.77	23	0
			7	1711.5	19965	22.84	23	0
				1732.5	20175	22.96	23	0
				1753.5	20385	22.81	23	0
			14	1711.5	19965	22.80	23	0
				1732.5	20175	22.55	23	0
				1753.5	20385	22.85	23	0
		8 RB	0	1711.5	19965	21.89	23	0
				1732.5	20175	21.98	23	0
				1753.5	20385	22.11	23	0
			4	1711.5	19965	21.88	23	0
				1732.5	20175	21.94	23	0
				1753.5	20385	22.21	23	0
			7	1711.5	19965	21.83	23	0
				1732.5	20175	21.90	23	0
				1753.5	20385	22.14	23	0
		15RB		1711.5	19965	21.78	23	0
				1732.5	20175	21.94	23	0
				1753.5	20385	22.24	23	0
	16-QAM	1 RB	0	1711.5	19965	22.34	23	0
				1732.5	20175	22.29	23	0
				1753.5	20385	22.12	23	0
			7	1711.5	19965	21.95	23	0
				1732.5	20175	22.01	23	0
				1753.5	20385	22.11	23	0
			14	1711.5	19965	22.20	23	0
				1732.5	20175	21.98	23	0
				1753.5	20385	22.11	23	0
		8 RB	0	1711.5	19965	20.92	22	0-1
				1732.5	20175	20.82	22	0-1
				1753.5	20385	20.97	22	0-1
			4	1711.5	19965	21.13	22	0-1
				1732.5	20175	20.71	22	0-1
				1753.5	20385	21.02	22	0-1
			7	1711.5	19965	21.13	22	0-1
				1732.5	20175	20.83	22	0-1
				1753.5	20385	21.03	22	0-1
		15RB		1711.5	19965	20.98	22	0-1
				1732.5	20175	20.78	22	0-1
				1753.5	20385	21.35	22	0-1

Unless otherwise stated the results shown in this test report refer only to the sample(s) tested and such sample(s) are retained for 90 days only.

除非另有說明，此報告結果僅對測試之樣品負責，同時此樣品僅保留90天。本報告未經本公司書面許可，不可部份複製。

This document is issued by the Company subject to its General Conditions of Service printed overleaf, available on request or accessible at www.sgs.com/terms_and_conditions.htm and, for electronic format documents, subject to Terms and Conditions for Electronic Documents at www.sgs.com/terms_e-document.htm. Attention is drawn to the limitation of liability, indemnification and jurisdiction issues defined therein. Any holder of this document is advised that information contained hereon reflects the Company's findings at the time of its intervention only and within the limits of Client's instructions, if any. The Company's sole responsibility is to its Client and this document does not exonerate parties to a transaction from exercising all their rights and obligations under the transaction documents. This document cannot be reproduced except in full, without prior written approval of the Company. Any unauthorized alteration, forgery or falsification of the content or appearance of this document is unlawful and offenders may be prosecuted to the fullest extent of the law.

SGS Taiwan Ltd.

No.134,Wu Kung Road, New Taipei Industrial Park, Wuku District, New Taipei City, Taiwan 24803/新北市五股區新北產業園區五工路 134 號

台灣檢驗科技股份有限公司

t (886-2) 2299-3279

f (886-2) 2298-0488

www.tw.sgs.com

Member of SGS Group

FDD Band 4 (Hotspot ON)								
BW(Mhz)	Modulation	RB Size	RB Offset	Frequency (MHz)	Channel	Conducted power (dBm)	Target Power + Max. Tolerance (dBm)	MPR Allowed per 3GPP(dB)
1.4	QPSK	1 RB	0	1710.7	19957	22.58	23	0
				1732.5	20175	22.68	23	0
				1754.3	20393	22.70	23	0
			2	1710.7	19957	22.66	23	0
				1732.5	20175	22.86	23	0
				1754.3	20393	22.68	23	0
			5	1710.7	19957	22.57	23	0
				1732.5	20175	22.60	23	0
				1754.3	20393	22.79	23	0
		3 RB	0	1710.7	19957	22.63	23	0
				1732.5	20175	22.63	23	0
				1754.3	20393	22.87	23	0
			2	1710.7	19957	22.51	23	0
				1732.5	20175	22.62	23	0
				1754.3	20393	22.87	23	0
			3	1710.7	19957	22.46	23	0
				1732.5	20175	22.70	23	0
				1754.3	20393	22.85	23	0
		6RB		1710.7	19957	21.78	23	0
				1732.5	20175	21.98	23	0
				1754.3	20393	22.19	23	0
	16-QAM	1 RB	0	1710.7	19957	22.01	23	0
				1732.5	20175	22.35	23	0
				1754.3	20393	21.99	23	0
			2	1710.7	19957	22.15	23	0
				1732.5	20175	22.36	23	0
				1754.3	20393	22.33	23	0
			5	1710.7	19957	22.14	23	0
				1732.5	20175	22.36	23	0
				1754.3	20393	21.97	23	0
		3 RB	0	1710.7	19957	22.07	23	0
				1732.5	20175	22.10	23	0
				1754.3	20393	22.03	23	0
			2	1710.7	19957	21.99	23	0
				1732.5	20175	21.84	23	0
				1754.3	20393	22.32	23	0
			3	1710.7	19957	21.91	23	0
				1732.5	20175	22.00	23	0
				1754.3	20393	22.13	23	0
		6RB		1710.7	19957	20.86	22	0-1
				1732.5	20175	20.97	22	0-1
				1754.3	20393	20.99	22	0-1

Unless otherwise stated the results shown in this test report refer only to the sample(s) tested and such sample(s) are retained for 90 days only.

除非另有說明，此報告結果僅對測試之樣品負責，同時此樣品僅保留90天。本報告未經本公司書面許可，不可部份複製。

This document is issued by the Company subject to its General Conditions of Service printed overleaf, available on request or accessible at www.sgs.com/terms_and_conditions.htm and, for electronic format documents, subject to Terms and Conditions for Electronic Documents at www.sgs.com/terms_e-document.htm. Attention is drawn to the limitation of liability, indemnification and jurisdiction issues defined therein. Any holder of this document is advised that information contained hereon reflects the Company's findings at the time of its intervention only and within the limits of Client's instructions, if any. The Company's sole responsibility is to its Client and this document does not exonerate parties to a transaction from exercising all their rights and obligations under the transaction documents. This document cannot be reproduced except in full, without prior written approval of the Company. Any unauthorized alteration, forgery or falsification of the content or appearance of this document is unlawful and offenders may be prosecuted to the fullest extent of the law.

SGS Taiwan Ltd.

No.134,Wu Kung Road, New Taipei Industrial Park, Wuku District, New Taipei City, Taiwan 24803/新北市五股區新北產業園區五工路 134 號

台灣檢驗科技股份有限公司

t (886-2) 2299-3279

f (886-2) 2298-0488

www.tw.sgs.com

Member of SGS Group

LTE FDD Band 5 - conducted power table:

FDD Band 5								
BW(Mhz)	Modulation	RB Size	RB Offset	Frequency (MHz)	Channel	Conducted power (dBm)	Target Power + Max. Tolerance (dBm)	MPR Allowed per 3GPP(dB)
10	QPSK	1 RB	0	829	20450	23.27	24	0
				836.5	20525	23.33	24	0
				844	20600	23.34	24	0
			25	829	20450	23.55	24	0
				836.5	20525	23.07	24	0
				844	20600	23.48	24	0
			49	829	20450	22.98	24	0
				836.5	20525	23.05	24	0
				844	20600	23.17	24	0
		25 RB	0	829	20450	22.37	23	0-1
				836.5	20525	22.18	23	0-1
				844	20600	22.24	23	0-1
			12	829	20450	22.39	23	0-1
				836.5	20525	22.18	23	0-1
				844	20600	22.42	23	0-1
			25	829	20450	22.24	23	0-1
				836.5	20525	22.22	23	0-1
				844	20600	22.29	23	0-1
		50RB		829	20450	22.38	23	0-1
				836.5	20525	22.17	23	0-1
				844	20600	22.31	23	0-1
	16-QAM	1 RB	0	829	20450	22.47	23	0-1
				836.5	20525	22.81	23	0-1
				844	20600	22.73	23	0-1
			25	829	20450	22.53	23	0-1
				836.5	20525	22.63	23	0-1
				844	20600	22.89	23	0-1
			49	829	20450	22.24	23	0-1
				836.5	20525	22.14	23	0-1
				844	20600	22.33	23	0-1
		25 RB	0	829	20450	21.36	22	0-2
				836.5	20525	21.28	22	0-2
				844	20600	21.40	22	0-2
			12	829	20450	21.33	22	0-2
				836.5	20525	21.24	22	0-2
				844	20600	21.55	22	0-2
			25	829	20450	21.13	22	0-2
				836.5	20525	21.22	22	0-2
				844	20600	21.48	22	0-2
		500RB		829	20450	21.35	22	0-2
				836.5	20525	21.08	22	0-2
				844	20600	21.16	22	0-2

Unless otherwise stated the results shown in this test report refer only to the sample(s) tested and such sample(s) are retained for 90 days only.

除非另有說明，此報告結果僅對測試之樣品負責，同時此樣品僅保留90天。本報告未經本公司書面許可，不可部份複製。

This document is issued by the Company subject to its General Conditions of Service printed overleaf, available on request or accessible at www.sgs.com/terms_and_conditions.htm and, for electronic format documents, subject to Terms and Conditions for Electronic Documents at www.sgs.com/terms_e-document.htm. Attention is drawn to the limitation of liability, indemnification and jurisdiction issues defined therein. Any holder of this document is advised that information contained hereon reflects the Company's findings at the time of its intervention only and within the limits of Client's instructions, if any. The Company's sole responsibility is to its Client and this document does not exonerate parties to a transaction from exercising all their rights and obligations under the transaction documents. This document cannot be reproduced except in full, without prior written approval of the Company. Any unauthorized alteration, forgery or falsification of the content or appearance of this document is unlawful and offenders may be prosecuted to the fullest extent of the law.

SGS Taiwan Ltd.

No.134,Wu Kung Road, New Taipei Industrial Park, Wuku District, New Taipei City, Taiwan 24803/新北市五股區新北產業園區五工路 134 號

台灣檢驗科技股份有限公司

t (886-2) 2299-3279

f (886-2) 2298-0488

www.tw.sgs.com

Member of SGS Group

FDD Band 5								
BW(Mhz)	Modulation	RB Size	RB Offset	Frequency (MHz)	Channel	Conducted power (dBm)	Target Power + Max. Tolerance (dBm)	MPR Allowed per 3GPP(dB)
5	QPSK	1 RB	0	826.5	20425	23.05	24	0
				836.5	20525	23.18	24	0
				846.5	20625	23.19	24	0
			12	826.5	20425	23.10	24	0
				836.5	20525	23.30	24	0
				846.5	20625	23.51	24	0
			24	826.5	20425	23.32	24	0
				836.5	20525	23.42	24	0
				846.5	20625	23.45	24	0
		12 RB	0	826.5	20425	22.34	23	0-1
				836.5	20525	22.17	23	0-1
				846.5	20625	22.33	23	0-1
			6	826.5	20425	22.28	23	0-1
				836.5	20525	22.21	23	0-1
				846.5	20625	22.23	23	0-1
			13	826.5	20425	22.34	23	0-1
				836.5	20525	22.11	23	0-1
				846.5	20625	22.32	23	0-1
		25RB		826.5	20425	22.36	23	0-1
				836.5	20525	22.24	23	0-1
				846.5	20625	22.29	23	0-1
	16-QAM	1 RB	0	826.5	20425	22.34	23	0-1
				836.5	20525	22.39	23	0-1
				846.5	20625	22.69	23	0-1
			12	826.5	20425	22.25	23	0-1
				836.5	20525	22.19	23	0-1
				846.5	20625	22.39	23	0-1
			24	826.5	20425	22.29	23	0-1
				836.5	20525	22.19	23	0-1
				846.5	20625	22.59	23	0-1
		12 RB	0	826.5	20425	21.16	22	0-2
				836.5	20525	21.23	22	0-2
				846.5	20625	21.30	22	0-2
			6	826.5	20425	21.28	22	0-2
				836.5	20525	21.06	22	0-2
				846.5	20625	21.23	22	0-2
			13	826.5	20425	21.47	22	0-2
				836.5	20525	21.16	22	0-2
				846.5	20625	21.26	22	0-2
		25RB		826.5	20425	21.38	22	0-2
				836.5	20525	21.25	22	0-2
				846.5	20625	21.36	22	0-2

Unless otherwise stated the results shown in this test report refer only to the sample(s) tested and such sample(s) are retained for 90 days only.

除非另有說明，此報告結果僅對測試之樣品負責，同時此樣品僅保留90天。本報告未經本公司書面許可，不可部份複製。

This document is issued by the Company subject to its General Conditions of Service printed overleaf, available on request or accessible at www.sgs.com/terms_and_conditions.htm and, for electronic format documents, subject to Terms and Conditions for Electronic Documents at www.sgs.com/terms_e-document.htm. Attention is drawn to the limitation of liability, indemnification and jurisdiction issues defined therein. Any holder of this document is advised that information contained hereon reflects the Company's findings at the time of its intervention only and within the limits of Client's instructions, if any. The Company's sole responsibility is to its Client and this document does not exonerate parties to a transaction from exercising all their rights and obligations under the transaction documents. This document cannot be reproduced except in full, without prior written approval of the Company. Any unauthorized alteration, forgery or falsification of the content or appearance of this document is unlawful and offenders may be prosecuted to the fullest extent of the law.

SGS Taiwan Ltd.

No.134,Wu Kung Road, New Taipei Industrial Park, Wuku District, New Taipei City, Taiwan 24803/新北市五股區新北產業園區五工路 134 號

台灣檢驗科技股份有限公司

t (886-2) 2299-3279

f (886-2) 2298-0488

www.tw.sgs.com

Member of SGS Group

FDD Band 5								
BW(Mhz)	Modulation	RB Size	RB Offset	Frequency (MHz)	Channel	Conducted power (dBm)	Target Power + Max. Tolerance (dBm)	MPR Allowed per 3GPP(dB)
3	QPSK	1 RB	0	825.5	20415	23.41	24	0
				836.5	20525	23.18	24	0
				847.5	20635	23.50	24	0
			7	825.5	20415	23.35	24	0
				836.5	20525	23.27	24	0
				847.5	20635	23.44	24	0
			14	825.5	20415	23.38	24	0
				836.5	20525	23.37	24	0
				847.5	20635	23.50	24	0
		8 RB	0	825.5	20415	22.28	23	0-1
				836.5	20525	22.19	23	0-1
				847.5	20635	22.41	23	0-1
			4	825.5	20415	22.27	23	0-1
				836.5	20525	22.16	23	0-1
				847.5	20635	22.33	23	0-1
			7	825.5	20415	22.16	23	0-1
				836.5	20525	22.13	23	0-1
				847.5	20635	22.36	23	0-1
		15RB		825.5	20415	22.29	23	0-1
				836.5	20525	22.13	23	0-1
				847.5	20635	22.36	23	0-1
	16-QAM	1 RB	0	825.5	20415	22.48	23	0-1
				836.5	20525	22.55	23	0-1
				847.5	20635	22.77	23	0-1
			7	825.5	20415	22.53	23	0-1
				836.5	20525	22.17	23	0-1
				847.5	20635	22.65	23	0-1
			14	825.5	20415	22.51	23	0-1
				836.5	20525	22.46	23	0-1
				847.5	20635	22.45	23	0-1
		8 RB	0	825.5	20415	21.03	22	0-2
				836.5	20525	21.04	22	0-2
				847.5	20635	21.49	22	0-2
			4	825.5	20415	20.95	22	0-2
				836.5	20525	21.12	22	0-2
				847.5	20635	21.26	22	0-2
			7	825.5	20415	20.96	22	0-2
				836.5	20525	21.08	22	0-2
				847.5	20635	21.08	22	0-2
		15RB		825.5	20415	21.03	22	0-2
				836.5	20525	21.18	22	0-2
				847.5	20635	21.21	22	0-2

Unless otherwise stated the results shown in this test report refer only to the sample(s) tested and such sample(s) are retained for 90 days only.

除非另有說明，此報告結果僅對測試之樣品負責，同時此樣品僅保留90天。本報告未經本公司書面許可，不可部份複製。

This document is issued by the Company subject to its General Conditions of Service printed overleaf, available on request or accessible at www.sgs.com/terms_and_conditions.htm and, for electronic format documents, subject to Terms and Conditions for Electronic Documents at www.sgs.com/terms_e-document.htm. Attention is drawn to the limitation of liability, indemnification and jurisdiction issues defined therein. Any holder of this document is advised that information contained hereon reflects the Company's findings at the time of its intervention only and within the limits of Client's instructions, if any. The Company's sole responsibility is to its Client and this document does not exonerate parties to a transaction from exercising all their rights and obligations under the transaction documents. This document cannot be reproduced except in full, without prior written approval of the Company. Any unauthorized alteration, forgery or falsification of the content or appearance of this document is unlawful and offenders may be prosecuted to the fullest extent of the law.

SGS Taiwan Ltd.

No.134,Wu Kung Road, New Taipei Industrial Park, Wuku District, New Taipei City, Taiwan 24803/新北市五股區新北產業園區五工路 134 號

台灣檢驗科技股份有限公司

t (886-2) 2299-3279

f (886-2) 2298-0488

www.tw.sgs.com

Member of SGS Group

FDD Band 5									
BW(Mhz)	Modulation	RB Size	RB Offset	Frequency (MHz)	Channel	Conducted power (dBm)	Target Power + Max. Tolerance (dBm)	MPR Allowed per 3GPP(dB)	
1.4	QPSK	1 RB	0	824.7	20407	23.12	24	0	
				836.5	20525	23.03	24	0	
				848.3	20643	23.30	24	0	
			2	824.7	20407	23.25	24	0	
				836.5	20525	23.27	24	0	
				848.3	20643	23.29	24	0	
			5	824.7	20407	23.15	24	0	
				836.5	20525	23.22	24	0	
				848.3	20643	23.19	24	0	
		3 RB	0	824.7	20407	22.80	23	0	
				836.5	20525	22.88	23	0	
				848.3	20643	22.97	23	0	
			2	824.7	20407	22.81	23	0	
				836.5	20525	22.90	23	0	
				848.3	20643	22.83	23	0	
			3	824.7	20407	22.96	23	0	
				836.5	20525	22.85	23	0	
				848.3	20643	22.82	23	0	
		6RB			824.7	20407	22.27	23	0-1
					836.5	20525	22.17	23	0-1
					848.3	20643	22.14	23	0-1
	16-QAM	1 RB	0	824.7	20407	22.51	23	0-1	
				836.5	20525	21.89	23	0-1	
				848.3	20643	22.57	23	0-1	
			2	824.7	20407	22.62	23	0-1	
				836.5	20525	22.46	23	0-1	
				848.3	20643	22.66	23	0-1	
			5	824.7	20407	22.12	23	0-1	
				836.5	20525	22.37	23	0-1	
				848.3	20643	22.77	23	0-1	
		3 RB	0	824.7	20407	21.79	22	0-1	
				836.5	20525	21.98	22	0-1	
				848.3	20643	21.92	22	0-1	
			2	824.7	20407	21.82	22	0-1	
				836.5	20525	21.97	22	0-1	
				848.3	20643	21.97	22	0-1	
			3	824.7	20407	21.87	22	0-1	
				836.5	20525	21.90	22	0-1	
				848.3	20643	21.92	22	0-1	
		6RB			824.7	20407	20.93	22	0-2
					836.5	20525	20.86	22	0-2
					848.3	20643	21.08	22	0-2

Unless otherwise stated the results shown in this test report refer only to the sample(s) tested and such sample(s) are retained for 90 days only.

除非另有說明，此報告結果僅對測試之樣品負責，同時此樣品僅保留90天。本報告未經本公司書面許可，不可部份複製。

This document is issued by the Company subject to its General Conditions of Service printed overleaf, available on request or accessible at www.sgs.com/terms_and_conditions.htm and, for electronic format documents, subject to Terms and Conditions for Electronic Documents at www.sgs.com/terms_e-document.htm. Attention is drawn to the limitation of liability, indemnification and jurisdiction issues defined therein. Any holder of this document is advised that information contained hereon reflects the Company's findings at the time of its intervention only and within the limits of Client's instructions, if any. The Company's sole responsibility is to its Client and this document does not exonerate parties to a transaction from exercising all their rights and obligations under the transaction documents. This document cannot be reproduced except in full, without prior written approval of the Company. Any unauthorized alteration, forgery or falsification of the content or appearance of this document is unlawful and offenders may be prosecuted to the fullest extent of the law.

SGS Taiwan Ltd.

No.134,Wu Kung Road, New Taipei Industrial Park, Wuku District, New Taipei City, Taiwan 24803/新北市五股區新北產業園區五工路 134 號

台灣檢驗科技股份有限公司

t (886-2) 2299-3279

f (886-2) 2298-0488

www.tw.sgs.com

Member of SGS Group

LTE FDD Band 7 - conducted power table (Hotspot OFF):

FDD Band 7 (Hotspot OFF)								
BW(Mhz)	Modulation	RB Size	RB Offset	Frequency (MHz)	Channel	Conducted power (dBm)	Target Power + Max. Tolerance (dBm)	MPR Allowed per 3GPP(dB)
20	QPSK	1 RB	0	2510	20850	22.41	23	0
				2535	21100	22.88	23	0
				2560	21350	22.80	23	0
			50	2510	20850	22.81	23	0
				2535	21100	22.72	23	0
				2560	21350	22.55	23	0
			99	2510	20850	22.38	23	0
				2535	21100	22.62	23	0
				2560	21350	22.93	23	0
		50 RB	0	2510	20850	21.71	22	0-1
				2535	21100	21.80	22	0-1
				2560	21350	21.86	22	0-1
			25	2510	20850	21.64	22	0-1
				2535	21100	21.62	22	0-1
				2560	21350	21.87	22	0-1
			50	2510	20850	21.70	22	0-1
				2535	21100	21.63	22	0-1
				2560	21350	21.85	22	0-1
		100RB		2510	20850	21.69	22	0-1
				2535	21100	21.61	22	0-1
				2560	21350	21.98	22	0-1
	16-QAM	1 RB	0	2510	20850	21.80	22	0-1
				2535	21100	21.67	22	0-1
				2560	21350	21.52	22	0-1
			50	2510	20850	21.96	22	0-1
				2535	21100	21.86	22	0-1
				2560	21350	21.97	22	0-1
			99	2510	20850	21.82	22	0-1
				2535	21100	21.39	22	0-1
				2560	21350	21.56	22	0-1
		50 RB	0	2510	20850	20.83	21	0-2
				2535	21100	20.79	21	0-2
				2560	21350	20.86	21	0-2
			25	2510	20850	20.72	21	0-2
				2535	21100	20.78	21	0-2
				2560	21350	20.93	21	0-2
			50	2510	20850	20.56	21	0-2
				2535	21100	20.83	21	0-2
				2560	21350	20.88	21	0-2
		100RB		2510	20850	20.69	21	0-2
				2535	21100	20.70	21	0-2
				2560	21350	20.85	21	0-2

Unless otherwise stated the results shown in this test report refer only to the sample(s) tested and such sample(s) are retained for 90 days only.

除非另有說明，此報告結果僅對測試之樣品負責，同時此樣品僅保留90天。本報告未經本公司書面許可，不可部份複製。

This document is issued by the Company subject to its General Conditions of Service printed overleaf, available on request or accessible at www.sgs.com/terms_and_conditions.htm and, for electronic format documents, subject to Terms and Conditions for Electronic Documents at www.sgs.com/terms_e-document.htm. Attention is drawn to the limitation of liability, indemnification and jurisdiction issues defined therein. Any holder of this document is advised that information contained hereon reflects the Company's findings at the time of its intervention only and within the limits of Client's instructions, if any. The Company's sole responsibility is to its Client and this document does not exonerate parties to a transaction from exercising all their rights and obligations under the transaction documents. This document cannot be reproduced except in full, without prior written approval of the Company. Any unauthorized alteration, forgery or falsification of the content or appearance of this document is unlawful and offenders may be prosecuted to the fullest extent of the law.

SGS Taiwan Ltd.

No.134,Wu Kung Road, New Taipei Industrial Park, Wuku District, New Taipei City, Taiwan 24803/新北市五股區新北產業園區五工路 134 號

台灣檢驗科技股份有限公司

t (886-2) 2299-3279

f (886-2) 2298-0488

www.tw.sgs.com

Member of SGS Group

FDD Band 7 (Hotspot OFF)								
BW(Mhz)	Modulation	RB Size	RB Offset	Frequency (MHz)	Channel	Conducted power (dBm)	Target Power + Max. Tolerance (dBm)	MPR Allowed per 3GPP(dB)
15	QPSK	1 RB	0	2507.5	20825	22.47	23	0
				2535	21100	22.44	23	0
				2562.5	21375	22.42	23	0
			36	2507.5	20825	22.33	23	0
				2535	21100	22.12	23	0
				2562.5	21375	22.32	23	0
			74	2507.5	20825	22.41	23	0
				2535	21100	22.25	23	0
				2562.5	21375	22.45	23	0
		36 RB	0	2507.5	20825	21.35	22	0-1
				2535	21100	21.35	22	0-1
				2562.5	21375	21.49	22	0-1
			18	2507.5	20825	21.26	22	0-1
				2535	21100	21.31	22	0-1
				2562.5	21375	21.50	22	0-1
			37	2507.5	20825	21.37	22	0-1
				2535	21100	21.31	22	0-1
				2562.5	21375	21.50	22	0-1
		75RB		2507.5	20825	21.33	22	0-1
				2535	21100	21.28	22	0-1
				2562.5	21375	21.46	22	0-1
	16-QAM	1 RB	0	2507.5	20825	21.51	22	0-1
				2535	21100	21.64	22	0-1
				2562.5	21375	21.30	22	0-1
			36	2507.5	20825	21.13	22	0-1
				2535	21100	20.90	22	0-1
				2562.5	21375	21.84	22	0-1
			74	2507.5	20825	21.63	22	0-1
				2535	21100	20.94	22	0-1
				2562.5	21375	21.38	22	0-1
		36 RB	0	2507.5	20825	20.41	21	0-2
				2535	21100	20.31	21	0-2
				2562.5	21375	20.43	21	0-2
			18	2507.5	20825	20.32	21	0-2
				2535	21100	20.20	21	0-2
				2562.5	21375	20.44	21	0-2
			37	2507.5	20825	20.38	21	0-2
				2535	21100	20.30	21	0-2
				2562.5	21375	20.38	21	0-2
		75RB		2507.5	20825	20.25	21	0-2
				2535	21100	20.26	21	0-2
				2562.5	21375	20.51	21	0-2

Unless otherwise stated the results shown in this test report refer only to the sample(s) tested and such sample(s) are retained for 90 days only.

除非另有說明，此報告結果僅對測試之樣品負責，同時此樣品僅保留90天。本報告未經本公司書面許可，不可部份複製。

This document is issued by the Company subject to its General Conditions of Service printed overleaf, available on request or accessible at www.sgs.com/terms_and_conditions.htm and, for electronic format documents, subject to Terms and Conditions for Electronic Documents at www.sgs.com/terms_e-document.htm. Attention is drawn to the limitation of liability, indemnification and jurisdiction issues defined therein. Any holder of this document is advised that information contained hereon reflects the Company's findings at the time of its intervention only and within the limits of Client's instructions, if any. The Company's sole responsibility is to its Client and this document does not exonerate parties to a transaction from exercising all their rights and obligations under the transaction documents. This document cannot be reproduced except in full, without prior written approval of the Company. Any unauthorized alteration, forgery or falsification of the content or appearance of this document is unlawful and offenders may be prosecuted to the fullest extent of the law.

SGS Taiwan Ltd.

No.134,Wu Kung Road, New Taipei Industrial Park, Wuku District, New Taipei City, Taiwan 24803/新北市五股區新北產業園區五工路 134 號

台灣檢驗科技股份有限公司

t (886-2) 2299-3279

f (886-2) 2298-0488

www.tw.sgs.com

Member of SGS Group

FDD Band 7 (Hotspot OFF)									
BW(Mhz)	Modulation	RB Size	RB Offset	Frequency (MHz)	Channel	Conducted power (dBm)	Target Power + Max. Tolerance (dBm)	MPR Allowed per 3GPP(dB)	
10	QPSK	1 RB	0	2505	20800	22.52	23	0	
				2535	21100	22.33	23	0	
				2565	21400	22.35	23	0	
			25	2505	20800	22.61	23	0	
				2535	21100	22.39	23	0	
				2565	21400	22.45	23	0	
			49	2505	20800	22.37	23	0	
				2535	21100	22.50	23	0	
				2565	21400	22.60	23	0	
		25 RB	0	2505	20800	21.46	22	0-1	
				2535	21100	21.40	22	0-1	
				2565	21400	21.60	22	0-1	
			12	2505	20800	21.36	22	0-1	
				2535	21100	21.32	22	0-1	
				2565	21400	21.62	22	0-1	
			25	2505	20800	21.33	22	0-1	
				2535	21100	21.38	22	0-1	
				2565	21400	21.53	22	0-1	
		50RB			2505	20800	21.44	22	0-1
					2535	21100	21.31	22	0-1
					2565	21400	21.58	22	0-1
	16-QAM	1 RB	0	2505	20800	21.71	22	0-1	
				2535	21100	21.80	22	0-1	
				2565	21400	21.93	22	0-1	
			25	2505	20800	21.89	22	0-1	
				2535	21100	21.66	22	0-1	
				2565	21400	21.69	22	0-1	
			49	2505	20800	21.39	22	0-1	
				2535	21100	21.60	22	0-1	
				2565	21400	21.70	22	0-1	
		25 RB	0	2505	20800	20.52	21	0-2	
				2535	21100	20.26	21	0-2	
				2565	21400	20.39	21	0-2	
			12	2505	20800	20.60	21	0-2	
				2535	21100	20.28	21	0-2	
				2565	21400	20.50	21	0-2	
			25	2505	20800	20.51	21	0-2	
				2535	21100	20.18	21	0-2	
				2565	21400	20.40	21	0-2	
		50RB			2505	20800	20.30	21	0-2
					2535	21100	20.18	21	0-2
					2565	21400	20.49	21	0-2

Unless otherwise stated the results shown in this test report refer only to the sample(s) tested and such sample(s) are retained for 90 days only.

除非另有說明，此報告結果僅對測試之樣品負責，同時此樣品僅保留90天。本報告未經本公司書面許可，不可部份複製。

This document is issued by the Company subject to its General Conditions of Service printed overleaf, available on request or accessible at www.sgs.com/terms_and_conditions.htm and, for electronic format documents, subject to Terms and Conditions for Electronic Documents at www.sgs.com/terms_e-document.htm. Attention is drawn to the limitation of liability, indemnification and jurisdiction issues defined therein. Any holder of this document is advised that information contained hereon reflects the Company's findings at the time of its intervention only and within the limits of Client's instructions, if any. The Company's sole responsibility is to its Client and this document does not exonerate parties to a transaction from exercising all their rights and obligations under the transaction documents. This document cannot be reproduced except in full, without prior written approval of the Company. Any unauthorized alteration, forgery or falsification of the content or appearance of this document is unlawful and offenders may be prosecuted to the fullest extent of the law.

SGS Taiwan Ltd.

No.134,Wu Kung Road, New Taipei Industrial Park, Wuku District, New Taipei City, Taiwan 24803/新北市五股區新北產業園區五工路 134 號

台灣檢驗科技股份有限公司

t (886-2) 2299-3279

f (886-2) 2298-0488

www.tw.sgs.com

Member of SGS Group

FDD Band 7 (Hotspot OFF)									
BW(Mhz)	Modulation	RB Size	RB Offset	Frequency (MHz)	Channel	Conducted power (dBm)	Target Power + Max. Tolerance (dBm)	MPR Allowed per 3GPP(dB)	
5	QPSK	1 RB	0	2502.5	20775	22.50	23	0	
				2535	21100	22.38	23	0	
				2567.5	21425	22.59	23	0	
			12	2502.5	20775	22.74	23	0	
				2535	21100	22.60	23	0	
				2567.5	21425	22.81	23	0	
			24	2502.5	20775	22.44	23	0	
				2535	21100	22.51	23	0	
				2567.5	21425	22.45	23	0	
		12 RB	0	2502.5	20775	21.34	22	0-1	
				2535	21100	21.36	22	0-1	
				2567.5	21425	21.59	22	0-1	
			6	2502.5	20775	21.46	22	0-1	
				2535	21100	21.27	22	0-1	
				2567.5	21425	21.60	22	0-1	
			13	2502.5	20775	21.39	22	0-1	
				2535	21100	21.34	22	0-1	
				2567.5	21425	21.51	22	0-1	
		25RB			2502.5	20775	21.37	22	0-1
					2535	21100	21.31	22	0-1
					2567.5	21425	21.53	22	0-1
		16-QAM	1 RB	0	2502.5	20775	21.38	22	0-1
					2535	21100	21.54	22	0-1
					2567.5	21425	21.92	22	0-1
				12	2502.5	20775	21.10	22	0-1
					2535	21100	21.39	22	0-1
					2567.5	21425	21.55	22	0-1
	24			2502.5	20775	21.73	22	0-1	
				2535	21100	21.48	22	0-1	
				2567.5	21425	21.83	22	0-1	
	12 RB			0	2502.5	20775	20.40	21	0-2
					2535	21100	20.32	21	0-2
					2567.5	21425	20.87	21	0-2
				6	2502.5	20775	20.32	21	0-2
					2535	21100	20.33	21	0-2
					2567.5	21425	20.52	21	0-2
			13	2502.5	20775	20.32	21	0-2	
				2535	21100	20.20	21	0-2	
				2567.5	21425	20.30	21	0-2	
	25RB			2502.5	20775	20.33	21	0-2	
				2535	21100	20.28	21	0-2	
				2567.5	21425	20.46	21	0-2	

Unless otherwise stated the results shown in this test report refer only to the sample(s) tested and such sample(s) are retained for 90 days only.

除非另有說明，此報告結果僅對測試之樣品負責，同時此樣品僅保留90天。本報告未經本公司書面許可，不可部份複製。

This document is issued by the Company subject to its General Conditions of Service printed overleaf, available on request or accessible at www.sgs.com/terms_and_conditions.htm and, for electronic format documents, subject to Terms and Conditions for Electronic Documents at www.sgs.com/terms_e-document.htm. Attention is drawn to the limitation of liability, indemnification and jurisdiction issues defined therein. Any holder of this document is advised that information contained hereon reflects the Company's findings at the time of its intervention only and within the limits of Client's instructions, if any. The Company's sole responsibility is to its Client and this document does not exonerate parties to a transaction from exercising all their rights and obligations under the transaction documents. This document cannot be reproduced except in full, without prior written approval of the Company. Any unauthorized alteration, forgery or falsification of the content or appearance of this document is unlawful and offenders may be prosecuted to the fullest extent of the law.

SGS Taiwan Ltd.

No.134,Wu Kung Road, New Taipei Industrial Park, Wuku District, New Taipei City, Taiwan 24803/新北市五股區新北產業園區五工路 134 號

台灣檢驗科技股份有限公司

t (886-2) 2299-3279

f (886-2) 2298-0488

www.tw.sgs.com

Member of SGS Group

LTE FDD Band 7 - conducted power table (Hotspot ON):

FDD Band 7 (Hotspot ON)								
BW(Mhz)	Modulation	RB Size	RB Offset	Frequency (MHz)	Channel	Conducted power (dBm)	Target Power + Max. Tolerance (dBm)	MPR Allowed per 3GPP(dB)
20	QPSK	1 RB	0	2510	20850	22.24	22.5	0
				2535	21100	22.25	22.5	0
				2560	21350	22.35	22.5	0
			50	2510	20850	22.10	22.5	0
				2535	21100	22.19	22.5	0
				2560	21350	22.32	22.5	0
			99	2510	20850	22.20	22.5	0
				2535	21100	22.21	22.5	0
				2560	21350	22.02	22.5	0
		50 RB	0	2510	20850	21.66	22	0
				2535	21100	21.77	22	0
				2560	21350	21.79	22	0
			25	2510	20850	21.54	22	0
				2535	21100	21.71	22	0
				2560	21350	21.78	22	0
			50	2510	20850	21.57	22	0
				2535	21100	21.65	22	0
				2560	21350	21.64	22	0
		100RB		2510	20850	21.70	22	0
				2535	21100	21.82	22	0
				2560	21350	21.81	22	0
	16-QAM	1 RB	0	2510	20850	21.83	22	0
				2535	21100	22.00	22	0
				2560	21350	21.75	22	0
			50	2510	20850	21.81	22	0
				2535	21100	21.79	22	0
				2560	21350	22.00	22	0
			99	2510	20850	21.31	22	0
				2535	21100	21.72	22	0
				2560	21350	21.75	22	0
		50 RB	0	2510	20850	20.61	21	0-1
				2535	21100	20.77	21	0-1
				2560	21350	20.74	21	0-1
			25	2510	20850	20.59	21	0-1
				2535	21100	20.68	21	0-1
				2560	21350	20.75	21	0-1
			50	2510	20850	20.60	21	0-1
				2535	21100	20.67	21	0-1
				2560	21350	20.60	21	0-1
		100RB		2510	20850	20.66	21	0-1
				2535	21100	20.81	21	0-1
				2560	21350	20.74	21	0-1

Unless otherwise stated the results shown in this test report refer only to the sample(s) tested and such sample(s) are retained for 90 days only.

除非另有說明，此報告結果僅對測試之樣品負責，同時此樣品僅保留90天。本報告未經本公司書面許可，不可部份複製。

This document is issued by the Company subject to its General Conditions of Service printed overleaf, available on request or accessible at www.sgs.com/terms_and_conditions.htm and, for electronic format documents, subject to Terms and Conditions for Electronic Documents at www.sgs.com/terms_e-document.htm. Attention is drawn to the limitation of liability, indemnification and jurisdiction issues defined therein. Any holder of this document is advised that information contained hereon reflects the Company's findings at the time of its intervention only and within the limits of Client's instructions, if any. The Company's sole responsibility is to its Client and this document does not exonerate parties to a transaction from exercising all their rights and obligations under the transaction documents. This document cannot be reproduced except in full, without prior written approval of the Company. Any unauthorized alteration, forgery or falsification of the content or appearance of this document is unlawful and offenders may be prosecuted to the fullest extent of the law.

SGS Taiwan Ltd.

No.134,Wu Kung Road, New Taipei Industrial Park, Wuku District, New Taipei City, Taiwan 24803/新北市五股區新北產業園區五工路 134 號

台灣檢驗科技股份有限公司

t (886-2) 2299-3279

f (886-2) 2298-0488

www.tw.sgs.com

Member of SGS Group

FDD Band 7 (Hotspot ON)								
BW(Mhz)	Modulation	RB Size	RB Offset	Frequency (MHz)	Channel	Conducted power (dBm)	Target Power + Max. Tolerance (dBm)	MPR Allowed per 3GPP(dB)
15	QPSK	1 RB	0	2507.5	20825	22.12	22.5	0
				2535	21100	22.34	22.5	0
				2562.5	21375	22.20	22.5	0
			36	2507.5	20825	22.01	22.5	0
				2535	21100	22.08	22.5	0
				2562.5	21375	21.92	22.5	0
			74	2507.5	20825	22.12	22.5	0
				2535	21100	22.22	22.5	0
				2562.5	21375	22.20	22.5	0
		36 RB	0	2507.5	20825	21.53	22	0
				2535	21100	21.81	22	0
				2562.5	21375	21.84	22	0
			18	2507.5	20825	21.54	22	0
				2535	21100	21.66	22	0
				2562.5	21375	21.74	22	0
			37	2507.5	20825	21.52	22	0
				2535	21100	21.77	22	0
				2562.5	21375	21.70	22	0
			75RB	2507.5	20825	21.58	22	0
				2535	21100	21.84	22	0
				2562.5	21375	21.75	22	0
	16-QAM	1 RB	0	2507.5	20825	21.15	22	0
				2535	21100	21.19	22	0
				2562.5	21375	21.21	22	0
			36	2507.5	20825	21.37	22	0
				2535	21100	21.68	22	0
				2562.5	21375	21.58	22	0
			74	2507.5	20825	21.75	22	0
				2535	21100	21.05	22	0
				2562.5	21375	21.37	22	0
		36 RB	0	2507.5	20825	20.64	21	0-1
				2535	21100	20.72	21	0-1
				2562.5	21375	20.79	21	0-1
			18	2507.5	20825	20.74	21	0-1
				2535	21100	20.60	21	0-1
				2562.5	21375	20.77	21	0-1
			37	2507.5	20825	20.66	21	0-1
				2535	21100	20.58	21	0-1
				2562.5	21375	20.60	21	0-1
			75RB	2507.5	20825	20.76	21	0-1
				2535	21100	20.75	21	0-1
				2562.5	21375	20.72	21	0-1

Unless otherwise stated the results shown in this test report refer only to the sample(s) tested and such sample(s) are retained for 90 days only.

除非另有說明，此報告結果僅對測試之樣品負責，同時此樣品僅保留90天。本報告未經本公司書面許可，不可部份複製。

This document is issued by the Company subject to its General Conditions of Service printed overleaf, available on request or accessible at www.sgs.com/terms_and_conditions.htm and, for electronic format documents, subject to Terms and Conditions for Electronic Documents at www.sgs.com/terms_e-document.htm. Attention is drawn to the limitation of liability, indemnification and jurisdiction issues defined therein. Any holder of this document is advised that information contained hereon reflects the Company's findings at the time of its intervention only and within the limits of Client's instructions, if any. The Company's sole responsibility is to its Client and this document does not exonerate parties to a transaction from exercising all their rights and obligations under the transaction documents. This document cannot be reproduced except in full, without prior written approval of the Company. Any unauthorized alteration, forgery or falsification of the content or appearance of this document is unlawful and offenders may be prosecuted to the fullest extent of the law.

SGS Taiwan Ltd.

No.134,Wu Kung Road, New Taipei Industrial Park, Wuku District, New Taipei City, Taiwan 24803/新北市五股區新北產業園區五工路 134 號

台灣檢驗科技股份有限公司

t (886-2) 2299-3279

f (886-2) 2298-0488

www.tw.sgs.com

Member of SGS Group

FDD Band 7 (Hotspot ON)								
BW(Mhz)	Modulation	RB Size	RB Offset	Frequency (MHz)	Channel	Conducted power (dBm)	Target Power + Max. Tolerance (dBm)	MPR Allowed per 3GPP(dB)
10	QPSK	1 RB	0	2505	20800	22.08	22.5	0
				2535	21100	22.26	22.5	0
				2565	21400	22.17	22.5	0
			25	2505	20800	22.19	22.5	0
				2535	21100	22.40	22.5	0
				2565	21400	22.21	22.5	0
			49	2505	20800	21.82	22.5	0
				2535	21100	22.17	22.5	0
				2565	21400	22.20	22.5	0
		25 RB	0	2505	20800	21.56	22	0
				2535	21100	21.77	22	0
				2565	21400	21.68	22	0
			12	2505	20800	21.59	22	0
				2535	21100	21.74	22	0
				2565	21400	21.63	22	0
			25	2505	20800	21.48	22	0
				2535	21100	21.70	22	0
				2565	21400	21.68	22	0
		50RB		2505	20800	21.62	22	0
				2535	21100	21.75	22	0
				2565	21400	21.72	22	0
	16-QAM	1 RB	0	2505	20800	21.82	22	0
				2535	21100	21.81	22	0
				2565	21400	21.28	22	0
			25	2505	20800	21.60	22	0
				2535	21100	21.37	22	0
				2565	21400	21.47	22	0
			49	2505	20800	21.86	22	0
				2535	21100	21.14	22	0
				2565	21400	21.79	22	0
		25 RB	0	2505	20800	20.45	21	0-1
				2535	21100	20.76	21	0-1
				2565	21400	20.69	21	0-1
			12	2505	20800	20.64	21	0-1
				2535	21100	20.67	21	0-1
				2565	21400	20.50	21	0-1
			25	2505	20800	20.55	21	0-1
				2535	21100	20.89	21	0-1
				2565	21400	20.42	21	0-1
		50RB		2505	20800	20.55	21	0-1
				2535	21100	20.56	21	0-1
				2565	21400	20.63	21	0-1

Unless otherwise stated the results shown in this test report refer only to the sample(s) tested and such sample(s) are retained for 90 days only.

除非另有說明，此報告結果僅對測試之樣品負責，同時此樣品僅保留90天。本報告未經本公司書面許可，不可部份複製。

This document is issued by the Company subject to its General Conditions of Service printed overleaf, available on request or accessible at www.sgs.com/terms_and_conditions.htm and, for electronic format documents, subject to Terms and Conditions for Electronic Documents at www.sgs.com/terms_e-document.htm. Attention is drawn to the limitation of liability, indemnification and jurisdiction issues defined therein. Any holder of this document is advised that information contained hereon reflects the Company's findings at the time of its intervention only and within the limits of Client's instructions, if any. The Company's sole responsibility is to its Client and this document does not exonerate parties to a transaction from exercising all their rights and obligations under the transaction documents. This document cannot be reproduced except in full, without prior written approval of the Company. Any unauthorized alteration, forgery or falsification of the content or appearance of this document is unlawful and offenders may be prosecuted to the fullest extent of the law.

SGS Taiwan Ltd.

No.134,Wu Kung Road, New Taipei Industrial Park, Wuku District, New Taipei City, Taiwan 24803/新北市五股區新北產業園區五工路 134 號

台灣檢驗科技股份有限公司

t (886-2) 2299-3279

f (886-2) 2298-0488

www.tw.sgs.com

Member of SGS Group

FDD Band 7 (Hotspot ON)								
BW(Mhz)	Modulation	RB Size	RB Offset	Frequency (MHz)	Channel	Conducted power (dBm)	Target Power + Max. Tolerance (dBm)	MPR Allowed per 3GPP(dB)
5	QPSK	1 RB	0	2502.5	20775	21.95	22.5	0
				2535	21100	22.30	22.5	0
				2567.5	21425	22.23	22.5	0
			12	2502.5	20775	22.25	22.5	0
				2535	21100	22.18	22.5	0
				2567.5	21425	22.36	22.5	0
			24	2502.5	20775	22.13	22.5	0
				2535	21100	22.09	22.5	0
				2567.5	21425	22.26	22.5	0
		12 RB	0	2502.5	20775	21.51	22	0
				2535	21100	21.79	22	0
				2567.5	21425	21.76	22	0
			6	2502.5	20775	21.47	22	0
				2535	21100	21.63	22	0
				2567.5	21425	21.66	22	0
			13	2502.5	20775	21.45	22	0
				2535	21100	21.81	22	0
				2567.5	21425	21.67	22	0
		25RB		2502.5	20775	21.43	22	0
				2535	21100	21.68	22	0
				2567.5	21425	21.69	22	0
	16-QAM	1 RB	0	2502.5	20775	21.57	22	0
				2535	21100	21.94	22	0
				2567.5	21425	21.24	22	0
			12	2502.5	20775	21.46	22	0
				2535	21100	21.44	22	0
				2567.5	21425	21.68	22	0
			24	2502.5	20775	21.78	22	0
				2535	21100	21.62	22	0
				2567.5	21425	21.66	22	0
		12 RB	0	2502.5	20775	20.51	21	0-1
				2535	21100	20.64	21	0-1
				2567.5	21425	20.67	21	0-1
			6	2502.5	20775	20.47	21	0-1
				2535	21100	20.66	21	0-1
				2567.5	21425	20.52	21	0-1
			13	2502.5	20775	20.38	21	0-1
				2535	21100	20.66	21	0-1
				2567.5	21425	20.49	21	0-1
		25RB		2502.5	20775	20.47	21	0-1
				2535	21100	20.99	21	0-1
				2567.5	21425	20.55	21	0-1

Unless otherwise stated the results shown in this test report refer only to the sample(s) tested and such sample(s) are retained for 90 days only.

除非另有說明，此報告結果僅對測試之樣品負責，同時此樣品僅保留90天。本報告未經本公司書面許可，不可部份複製。

This document is issued by the Company subject to its General Conditions of Service printed overleaf, available on request or accessible at www.sgs.com/terms_and_conditions.htm and, for electronic format documents, subject to Terms and Conditions for Electronic Documents at www.sgs.com/terms_e-document.htm. Attention is drawn to the limitation of liability, indemnification and jurisdiction issues defined therein. Any holder of this document is advised that information contained hereon reflects the Company's findings at the time of its intervention only and within the limits of Client's instructions, if any. The Company's sole responsibility is to its Client and this document does not exonerate parties to a transaction from exercising all their rights and obligations under the transaction documents. This document cannot be reproduced except in full, without prior written approval of the Company. Any unauthorized alteration, forgery or falsification of the content or appearance of this document is unlawful and offenders may be prosecuted to the fullest extent of the law.

SGS Taiwan Ltd.

No.134,Wu Kung Road, New Taipei Industrial Park, Wuku District, New Taipei City, Taiwan 24803/新北市五股區新北產業園區五工路 134 號

台灣檢驗科技股份有限公司

t (886-2) 2299-3279

f (886-2) 2298-0488

www.tw.sgs.com

Member of SGS Group

LTE FDD Band 12 - conducted power table:

FDD Band 12								
BW(Mhz)	Modulation	RB Size	RB Offset	Frequency (MHz)	Channel	Conducted power (dBm)	Target Power + Max. Tolerance (dBm)	MPR Allowed per 3GPP(dB)
10	QPSK	1 RB	0	704	23060	23.37	24	0
				707.5	23095	23.25	24	0
				711	23130	23.73	24	0
			25	704	23060	23.58	24	0
				707.5	23095	23.39	24	0
				711	23130	23.74	24	0
			49	704	23060	23.51	24	0
				707.5	23095	23.36	24	0
				711	23130	23.99	24	0
		25 RB	0	704	23060	22.54	23	0-1
				707.5	23095	22.48	23	0-1
				711	23130	22.73	23	0-1
			12	704	23060	22.50	23	0-1
				707.5	23095	22.52	23	0-1
				711	23130	22.77	23	0-1
			25	704	23060	22.67	23	0-1
				707.5	23095	22.51	23	0-1
				711	23130	22.83	23	0-1
		50RB		704	23060	22.53	23	0-1
				707.5	23095	22.52	23	0-1
				711	23130	22.71	23	0-1
	16-QAM	1 RB	0	704	23060	22.08	23	0-1
				707.5	23095	22.85	23	0-1
				711	23130	22.40	23	0-1
			25	704	23060	22.42	23	0-1
				707.5	23095	22.78	23	0-1
				711	23130	22.69	23	0-1
			49	704	23060	22.25	23	0-1
				707.5	23095	22.57	23	0-1
				711	23130	22.97	23	0-1
		25 RB	0	704	23060	21.48	22	0-2
				707.5	23095	21.55	22	0-2
				711	23130	21.86	22	0-2
			12	704	23060	21.50	22	0-2
				707.5	23095	21.47	22	0-2
				711	23130	21.98	22	0-2
			25	704	23060	21.43	22	0-2
				707.5	23095	21.57	22	0-2
				711	23130	21.99	22	0-2
		50RB		704	23060	21.50	22	0-2
				707.5	23095	21.57	22	0-2
				711	23130	21.87	22	0-2

Unless otherwise stated the results shown in this test report refer only to the sample(s) tested and such sample(s) are retained for 90 days only.

除非另有說明，此報告結果僅對測試之樣品負責，同時此樣品僅保留90天。本報告未經本公司書面許可，不可部份複製。

This document is issued by the Company subject to its General Conditions of Service printed overleaf, available on request or accessible at www.sgs.com/terms_and_conditions.htm and, for electronic format documents, subject to Terms and Conditions for Electronic Documents at www.sgs.com/terms_e-document.htm. Attention is drawn to the limitation of liability, indemnification and jurisdiction issues defined therein. Any holder of this document is advised that information contained hereon reflects the Company's findings at the time of its intervention only and within the limits of Client's instructions, if any. The Company's sole responsibility is to its Client and this document does not exonerate parties to a transaction from exercising all their rights and obligations under the transaction documents. This document cannot be reproduced except in full, without prior written approval of the Company. Any unauthorized alteration, forgery or falsification of the content or appearance of this document is unlawful and offenders may be prosecuted to the fullest extent of the law.

SGS Taiwan Ltd.

No.134,Wu Kung Road, New Taipei Industrial Park, Wuku District, New Taipei City, Taiwan 24803/新北市五股區新北產業園區五工路 134 號

台灣檢驗科技股份有限公司

t (886-2) 2299-3279

f (886-2) 2298-0488

www.tw.sgs.com

Member of SGS Group

FDD Band 12									
BW(Mhz)	Modulation	RB Size	RB Offset	Frequency (MHz)	Channel	Conducted power (dBm)	Target Power + Max. Tolerance (dBm)	MPR Allowed per 3GPP(dB)	
5	QPSK	1 RB	0	701.5	23035	23.15	24	0	
				707.5	23095	23.52	24	0	
				713.5	23155	23.63	24	0	
			12	701.5	23035	23.72	24	0	
				707.5	23095	23.71	24	0	
				713.5	23155	23.45	24	0	
				24	701.5	23035	23.67	24	0
					707.5	23095	23.66	24	0
					713.5	23155	23.75	24	0
		12 RB	0	701.5	23035	22.35	23	0-1	
				707.5	23095	22.64	23	0-1	
				713.5	23155	22.61	23	0-1	
			6	701.5	23035	22.56	23	0-1	
				707.5	23095	22.51	23	0-1	
				713.5	23155	22.69	23	0-1	
			13	701.5	23035	22.64	23	0-1	
				707.5	23095	22.52	23	0-1	
				713.5	23155	22.79	23	0-1	
		25RB			701.5	23035	22.52	23	0-1
					707.5	23095	22.54	23	0-1
					713.5	23155	22.76	23	0-1
		16-QAM	1 RB	0	701.5	23035	22.61	23	0-1
					707.5	23095	22.92	23	0-1
					713.5	23155	22.86	23	0-1
				12	701.5	23035	22.28	23	0-1
					707.5	23095	22.78	23	0-1
					713.5	23155	22.70	23	0-1
	24			701.5	23035	22.93	23	0-1	
				707.5	23095	22.71	23	0-1	
				713.5	23155	22.93	23	0-1	
	12 RB			0	701.5	23035	21.15	22	0-2
					707.5	23095	21.67	22	0-2
					713.5	23155	21.92	22	0-2
				6	701.5	23035	21.17	22	0-2
					707.5	23095	21.54	22	0-2
					713.5	23155	21.92	22	0-2
			13	701.5	23035	21.44	22	0-2	
				707.5	23095	21.50	22	0-2	
				713.5	23155	21.93	22	0-2	
	25RB			701.5	23035	21.40	22	0-2	
				707.5	23095	21.52	22	0-2	
				713.5	23155	21.76	22	0-2	

Unless otherwise stated the results shown in this test report refer only to the sample(s) tested and such sample(s) are retained for 90 days only.

除非另有說明，此報告結果僅對測試之樣品負責，同時此樣品僅保留90天。本報告未經本公司書面許可，不可部份複製。

This document is issued by the Company subject to its General Conditions of Service printed overleaf, available on request or accessible at www.sgs.com/terms_and_conditions.htm and, for electronic format documents, subject to Terms and Conditions for Electronic Documents at www.sgs.com/terms_e-document.htm. Attention is drawn to the limitation of liability, indemnification and jurisdiction issues defined therein. Any holder of this document is advised that information contained hereon reflects the Company's findings at the time of its intervention only and within the limits of Client's instructions, if any. The Company's sole responsibility is to its Client and this document does not exonerate parties to a transaction from exercising all their rights and obligations under the transaction documents. This document cannot be reproduced except in full, without prior written approval of the Company. Any unauthorized alteration, forgery or falsification of the content or appearance of this document is unlawful and offenders may be prosecuted to the fullest extent of the law.

SGS Taiwan Ltd.

No.134,Wu Kung Road, New Taipei Industrial Park, Wuku District, New Taipei City, Taiwan 24803/新北市五股區新北產業園區五工路 134 號

台灣檢驗科技股份有限公司

t (886-2) 2299-3279

f (886-2) 2298-0488

www.tw.sgs.com

Member of SGS Group

FDD Band 12								
BW(Mhz)	Modulation	RB Size	RB Offset	Frequency (MHz)	Channel	Conducted power (dBm)	Target Power + Max. Tolerance (dBm)	MPR Allowed per 3GPP(dB)
3	QPSK	1 RB	0	700.5	23025	23.44	24	0
				707.5	23095	23.65	24	0
				714.5	23165	23.92	24	0
			7	700.5	23025	23.38	24	0
				707.5	23095	23.59	24	0
				714.5	23165	23.93	24	0
			14	700.5	23025	23.42	24	0
				707.5	23095	23.47	24	0
				714.5	23165	23.95	24	0
		8 RB	0	700.5	23025	22.37	23	0-1
				707.5	23095	22.60	23	0-1
				714.5	23165	22.71	23	0-1
			4	700.5	23025	22.40	23	0-1
				707.5	23095	22.52	23	0-1
				714.5	23165	22.85	23	0-1
			7	700.5	23025	22.40	23	0-1
				707.5	23095	22.60	23	0-1
				714.5	23165	22.83	23	0-1
		15RB		700.5	23025	22.30	23	0-1
				707.5	23095	22.59	23	0-1
				714.5	23165	22.68	23	0-1
	16-QAM	1 RB	0	700.5	23025	22.40	23	0-1
				707.5	23095	22.74	23	0-1
				714.5	23165	22.92	23	0-1
			7	700.5	23025	22.18	23	0-1
				707.5	23095	22.65	23	0-1
				714.5	23165	22.93	23	0-1
			14	700.5	23025	22.71	23	0-1
				707.5	23095	22.60	23	0-1
				714.5	23165	22.91	23	0-1
		8 RB	0	700.5	23025	21.30	22	0-2
				707.5	23095	21.74	22	0-2
				714.5	23165	21.64	22	0-2
			4	700.5	23025	21.11	22	0-2
				707.5	23095	21.56	22	0-2
				714.5	23165	21.67	22	0-2
			7	700.5	23025	21.28	22	0-2
				707.5	23095	21.44	22	0-2
				714.5	23165	21.81	22	0-2
		15RB		700.5	23025	21.60	22	0-2
				707.5	23095	21.64	22	0-2
				714.5	23165	21.66	22	0-2

Unless otherwise stated the results shown in this test report refer only to the sample(s) tested and such sample(s) are retained for 90 days only.

除非另有說明，此報告結果僅對測試之樣品負責，同時此樣品僅保留90天。本報告未經本公司書面許可，不可部份複製。

This document is issued by the Company subject to its General Conditions of Service printed overleaf, available on request or accessible at www.sgs.com/terms_and_conditions.htm and, for electronic format documents, subject to Terms and Conditions for Electronic Documents at www.sgs.com/terms_e-document.htm. Attention is drawn to the limitation of liability, indemnification and jurisdiction issues defined therein. Any holder of this document is advised that information contained hereon reflects the Company's findings at the time of its intervention only and within the limits of Client's instructions, if any. The Company's sole responsibility is to its Client and this document does not exonerate parties to a transaction from exercising all their rights and obligations under the transaction documents. This document cannot be reproduced except in full, without prior written approval of the Company. Any unauthorized alteration, forgery or falsification of the content or appearance of this document is unlawful and offenders may be prosecuted to the fullest extent of the law.

SGS Taiwan Ltd.

No.134,Wu Kung Road, New Taipei Industrial Park, Wuku District, New Taipei City, Taiwan 24803/新北市五股區新北產業園區五工路 134 號

台灣檢驗科技股份有限公司

t (886-2) 2299-3279

f (886-2) 2298-0488

www.tw.sgs.com

Member of SGS Group

FDD Band 12								
BW(Mhz)	Modulation	RB Size	RB Offset	Frequency (MHz)	Channel	Conducted power (dBm)	Target Power + Max. Tolerance (dBm)	MPR Allowed per 3GPP(dB)
1.4	QPSK	1 RB	0	699.7	23017	23.50	24	0
				707.5	23095	23.49	24	0
				715.3	23173	23.88	24	0
			2	699.7	23017	23.56	24	0
				707.5	23095	23.48	24	0
				715.3	23173	23.77	24	0
			5	699.7	23017	23.51	24	0
				707.5	23095	23.36	24	0
				715.3	23173	23.83	24	0
		3 RB	0	699.7	23017	23.36	24	0
				707.5	23095	23.41	24	0
				715.3	23173	23.73	24	0
			2	699.7	23017	23.47	24	0
				707.5	23095	23.35	24	0
				715.3	23173	23.87	24	0
			3	699.7	23017	23.46	24	0
				707.5	23095	23.41	24	0
				715.3	23173	23.96	24	0
		6RB		699.7	23017	22.43	23	0-1
				707.5	23095	22.54	23	0-1
				715.3	23173	22.76	23	0-1
	16-QAM	1 RB	0	699.7	23017	22.08	23	0-1
				707.5	23095	22.78	23	0-1
				715.3	23173	22.91	23	0-1
			2	699.7	23017	22.65	23	0-1
				707.5	23095	22.60	23	0-1
				715.3	23173	22.91	23	0-1
			5	699.7	23017	22.39	23	0-1
				707.5	23095	22.84	23	0-1
				715.3	23173	22.97	23	0-1
		3 RB	0	699.7	23017	22.19	23	0-1
				707.5	23095	22.59	23	0-1
				715.3	23173	22.84	23	0-1
			2	699.7	23017	22.20	23	0-1
				707.5	23095	22.45	23	0-1
				715.3	23173	22.98	23	0-1
			3	699.7	23017	22.23	23	0-1
				707.5	23095	22.54	23	0-1
				715.3	23173	22.91	23	0-1
		6RB		699.7	23017	21.07	22	0-2
				707.5	23095	21.40	22	0-2
				715.3	23173	21.49	22	0-2

Unless otherwise stated the results shown in this test report refer only to the sample(s) tested and such sample(s) are retained for 90 days only.

除非另有說明，此報告結果僅對測試之樣品負責，同時此樣品僅保留90天。本報告未經本公司書面許可，不可部份複製。

This document is issued by the Company subject to its General Conditions of Service printed overleaf, available on request or accessible at www.sgs.com/terms_and_conditions.htm and, for electronic format documents, subject to Terms and Conditions for Electronic Documents at www.sgs.com/terms_e-document.htm. Attention is drawn to the limitation of liability, indemnification and jurisdiction issues defined therein. Any holder of this document is advised that information contained hereon reflects the Company's findings at the time of its intervention only and within the limits of Client's instructions, if any. The Company's sole responsibility is to its Client and this document does not exonerate parties to a transaction from exercising all their rights and obligations under the transaction documents. This document cannot be reproduced except in full, without prior written approval of the Company. Any unauthorized alteration, forgery or falsification of the content or appearance of this document is unlawful and offenders may be prosecuted to the fullest extent of the law.

SGS Taiwan Ltd.

No.134,Wu Kung Road, New Taipei Industrial Park, Wuku District, New Taipei City, Taiwan 24803/新北市五股區新北產業園區五工路 134 號

台灣檢驗科技股份有限公司

t (886-2) 2299-3279

f (886-2) 2298-0488

www.tw.sgs.com

Member of SGS Group

LTE FDD Band 17 - conducted power table:

FDD Band 17								
BW(Mhz)	Modulation	RB Size	RB Offset	Frequency (MHz)	Channel	Conducted power (dBm)	Target Power + Max. Tolerance (dBm)	MPR Allowed per 3GPP(dB)
10	QPSK	1 RB	0	709	23780	23.64	24	0
				710	23790	23.68	24	0
				711	23800	23.75	24	0
			25	709	23780	23.82	24	0
				710	23790	23.74	24	0
				711	23800	23.93	24	0
			49	709	23780	23.98	24	0
				710	23790	23.94	24	0
				711	23800	23.95	24	0
		25 RB	0	709	23780	22.83	23	0-1
				710	23790	22.74	23	0-1
				711	23800	22.86	23	0-1
			12	709	23780	22.79	23	0-1
				710	23790	22.70	23	0-1
				711	23800	22.80	23	0-1
			25	709	23780	22.84	23	0-1
				710	23790	22.96	23	0-1
				711	23800	22.98	23	0-1
		50RB		709	23780	22.73	23	0-1
				710	23790	22.85	23	0-1
				711	23800	22.86	23	0-1
	16-QAM	1 RB	0	709	23780	22.83	23	0-1
				710	23790	22.42	23	0-1
				711	23800	22.94	23	0-1
			25	709	23780	22.95	23	0-1
				710	23790	22.75	23	0-1
				711	23800	22.92	23	0-1
			49	709	23780	22.92	23	0-1
				710	23790	22.93	23	0-1
				711	23800	22.95	23	0-1
		25 RB	0	709	23780	21.52	22	0-2
				710	23790	21.92	22	0-2
				711	23800	21.68	22	0-2
			12	709	23780	21.66	22	0-2
				710	23790	21.93	22	0-2
				711	23800	21.74	22	0-2
			25	709	23780	21.87	22	0-2
				710	23790	21.97	22	0-2
				711	23800	21.88	22	0-2
		50RB		709	23780	21.80	22	0-2
				710	23790	21.70	22	0-2
				711	23800	21.74	22	0-2

Unless otherwise stated the results shown in this test report refer only to the sample(s) tested and such sample(s) are retained for 90 days only.

除非另有說明，此報告結果僅對測試之樣品負責，同時此樣品僅保留90天。本報告未經本公司書面許可，不可部份複製。

This document is issued by the Company subject to its General Conditions of Service printed overleaf, available on request or accessible at www.sgs.com/terms_and_conditions.htm and, for electronic format documents, subject to Terms and Conditions for Electronic Documents at www.sgs.com/terms_e-document.htm. Attention is drawn to the limitation of liability, indemnification and jurisdiction issues defined therein. Any holder of this document is advised that information contained hereon reflects the Company's findings at the time of its intervention only and within the limits of Client's instructions, if any. The Company's sole responsibility is to its Client and this document does not exonerate parties to a transaction from exercising all their rights and obligations under the transaction documents. This document cannot be reproduced except in full, without prior written approval of the Company. Any unauthorized alteration, forgery or falsification of the content or appearance of this document is unlawful and offenders may be prosecuted to the fullest extent of the law.

SGS Taiwan Ltd.

No.134,Wu Kung Road, New Taipei Industrial Park, Wuku District, New Taipei City, Taiwan 24803/新北市五股區新北產業園區五工路 134 號

台灣檢驗科技股份有限公司

t (886-2) 2299-3279

f (886-2) 2298-0488

www.tw.sgs.com

Member of SGS Group

FDD Band 17									
BW(Mhz)	Modulation	RB Size	RB Offset	Frequency (MHz)	Channel	Conducted power (dBm)	Target Power + Max. Tolerance (dBm)	MPR Allowed per 3GPP(dB)	
5	QPSK	1 RB	0	706.5	23755	23.67	24	0	
				710	23790	23.65	24	0	
				713.5	23825	23.96	24	0	
			12	706.5	23755	23.60	24	0	
				710	23790	23.70	24	0	
				713.5	23825	23.92	24	0	
				24	706.5	23755	23.79	24	0
					710	23790	23.81	24	0
					713.5	23825	23.95	24	0
		12 RB	0	706.5	23755	22.71	23	0-1	
				710	23790	22.80	23	0-1	
				713.5	23825	22.86	23	0-1	
			6	706.5	23755	22.74	23	0-1	
				710	23790	22.70	23	0-1	
				713.5	23825	22.91	23	0-1	
			13	706.5	23755	22.78	23	0-1	
				710	23790	22.79	23	0-1	
				713.5	23825	22.92	23	0-1	
		25RB			706.5	23755	22.81	23	0-1
					710	23790	22.80	23	0-1
					713.5	23825	22.88	23	0-1
		16-QAM	1 RB	0	706.5	23755	22.41	23	0-1
					710	23790	22.94	23	0-1
					713.5	23825	22.91	23	0-1
				12	706.5	23755	22.90	23	0-1
					710	23790	22.90	23	0-1
					713.5	23825	22.94	23	0-1
	24			706.5	23755	22.85	23	0-1	
				710	23790	22.92	23	0-1	
				713.5	23825	22.63	23	0-1	
	12 RB			0	706.5	23755	21.70	22	0-2
					710	23790	21.59	22	0-2
					713.5	23825	21.91	22	0-2
			6	706.5	23755	21.54	22	0-2	
				710	23790	21.64	22	0-2	
				713.5	23825	21.85	22	0-2	
			13	706.5	23755	21.47	22	0-2	
				710	23790	21.72	22	0-2	
				713.5	23825	21.87	22	0-2	
	25RB			706.5	23755	21.65	22	0-2	
				710	23790	21.85	22	0-2	
				713.5	23825	21.84	22	0-2	

Unless otherwise stated the results shown in this test report refer only to the sample(s) tested and such sample(s) are retained for 90 days only.

除非另有說明，此報告結果僅對測試之樣品負責，同時此樣品僅保留90天。本報告未經本公司書面許可，不可部份複製。

This document is issued by the Company subject to its General Conditions of Service printed overleaf, available on request or accessible at www.sgs.com/terms_and_conditions.htm and, for electronic format documents, subject to Terms and Conditions for Electronic Documents at www.sgs.com/terms_e-document.htm. Attention is drawn to the limitation of liability, indemnification and jurisdiction issues defined therein. Any holder of this document is advised that information contained hereon reflects the Company's findings at the time of its intervention only and within the limits of Client's instructions, if any. The Company's sole responsibility is to its Client and this document does not exonerate parties to a transaction from exercising all their rights and obligations under the transaction documents. This document cannot be reproduced except in full, without prior written approval of the Company. Any unauthorized alteration, forgery or falsification of the content or appearance of this document is unlawful and offenders may be prosecuted to the fullest extent of the law.

SGS Taiwan Ltd.

No.134,Wu Kung Road, New Taipei Industrial Park, Wuku District, New Taipei City, Taiwan 24803/新北市五股區新北產業園區五工路 134 號

台灣檢驗科技股份有限公司

t (886-2) 2299-3279

f (886-2) 2298-0488

www.tw.sgs.com

Member of SGS Group

LTE TDD Band 38 - conducted power table:

TDD Band 38									
BW(Mhz)	Modulation	RB Size	RB Offset	Frequency (MHz)	Channel	Conducted power (dBm)	Target Power + Max. Tolerance (dBm)	MPR Allowed per 3GPP(dB)	
20	QPSK	1 RB	0	2580	37850	23.46	24	0	
				2595	38000	23.85	24	0	
				2610	38150	23.70	24	0	
			50	2580	37850	23.53	24	0	
				2595	38000	23.50	24	0	
				2610	38150	23.37	24	0	
			99	2580	37850	23.47	24	0	
				2595	38000	23.39	24	0	
				2610	38150	23.26	24	0	
		50 RB	0	2580	37850	22.73	23	0-1	
				2595	38000	22.77	23	0-1	
				2610	38150	22.80	23	0-1	
			25	2580	37850	22.76	23	0-1	
				2595	38000	22.90	23	0-1	
				2610	38150	22.71	23	0-1	
			50	2580	37850	22.74	23	0-1	
				2595	38000	22.75	23	0-1	
				2610	38150	22.51	23	0-1	
		100RB			2580	37850	22.83	23	0-1
					2595	38000	22.74	23	0-1
					2610	38150	22.66	23	0-1
	16-QAM	1 RB	0	2580	37850	22.85	23	0-1	
				2595	38000	22.96	23	0-1	
				2610	38150	22.92	23	0-1	
			50	2580	37850	22.91	23	0-1	
				2595	38000	22.94	23	0-1	
				2610	38150	22.96	23	0-1	
			99	2580	37850	22.70	23	0-1	
				2595	38000	22.76	23	0-1	
				2610	38150	22.34	23	0-1	
		50 RB	0	2580	37850	21.76	22	0-2	
				2595	38000	21.66	22	0-2	
				2610	38150	21.76	22	0-2	
			25	2580	37850	21.87	22	0-2	
				2595	38000	21.83	22	0-2	
				2610	38150	21.68	22	0-2	
			50	2580	37850	21.77	22	0-2	
				2595	38000	21.75	22	0-2	
				2610	38150	21.41	22	0-2	
		100RB			2580	37850	21.73	22	0-2
					2595	38000	21.76	22	0-2
					2610	38150	21.61	22	0-2

Unless otherwise stated the results shown in this test report refer only to the sample(s) tested and such sample(s) are retained for 90 days only.

除非另有說明，此報告結果僅對測試之樣品負責，同時此樣品僅保留90天。本報告未經本公司書面許可，不可部份複製。

This document is issued by the Company subject to its General Conditions of Service printed overleaf, available on request or accessible at www.sgs.com/terms_and_conditions.htm and, for electronic format documents, subject to Terms and Conditions for Electronic Documents at www.sgs.com/terms_e-document.htm. Attention is drawn to the limitation of liability, indemnification and jurisdiction issues defined therein. Any holder of this document is advised that information contained hereon reflects the Company's findings at the time of its intervention only and within the limits of Client's instructions, if any. The Company's sole responsibility is to its Client and this document does not exonerate parties to a transaction from exercising all their rights and obligations under the transaction documents. This document cannot be reproduced except in full, without prior written approval of the Company. Any unauthorized alteration, forgery or falsification of the content or appearance of this document is unlawful and offenders may be prosecuted to the fullest extent of the law.

SGS Taiwan Ltd.

No.134,Wu Kung Road, New Taipei Industrial Park, Wuku District, New Taipei City, Taiwan 24803/新北市五股區新北產業園區五工路 134 號

台灣檢驗科技股份有限公司

t (886-2) 2299-3279

f (886-2) 2298-0488

www.tw.sgs.com

Member of SGS Group

TDD Band 38								
BW(Mhz)	Modulation	RB Size	RB Offset	Frequency (MHz)	Channel	Conducted power (dBm)	Target Power + Max. Tolerance (dBm)	MPR Allowed per 3GPP(dB)
15	QPSK	1 RB	0	2577.5	37825	23.46	24	0
				2595	38000	23.84	24	0
				2612.5	38175	23.71	24	0
			36	2577.5	37825	23.51	24	0
				2595	38000	23.68	24	0
				2612.5	38175	23.55	24	0
			74	2577.5	37825	23.65	24	0
				2595	38000	23.84	24	0
				2612.5	38175	23.41	24	0
		36 RB	0	2577.5	37825	22.65	23	0-1
				2595	38000	22.97	23	0-1
				2612.5	38175	22.69	23	0-1
			18	2577.5	37825	22.66	23	0-1
				2595	38000	22.86	23	0-1
				2612.5	38175	22.59	23	0-1
			37	2577.5	37825	22.65	23	0-1
				2595	38000	22.90	23	0-1
				2612.5	38175	22.49	23	0-1
		75RB		2577.5	37825	22.73	23	0-1
				2595	38000	22.75	23	0-1
				2612.5	38175	22.67	23	0-1
	16-QAM	1 RB	0	2577.5	37825	22.60	23	0-1
				2595	38000	22.93	23	0-1
				2612.5	38175	22.94	23	0-1
			36	2577.5	37825	22.71	23	0-1
				2595	38000	22.74	23	0-1
				2612.5	38175	22.60	23	0-1
			74	2577.5	37825	22.82	23	0-1
				2595	38000	22.84	23	0-1
				2612.5	38175	22.34	23	0-1
		36 RB	0	2577.5	37825	21.73	22	0-2
				2595	38000	21.81	22	0-2
				2612.5	38175	21.73	22	0-2
			18	2577.5	37825	21.72	22	0-2
				2595	38000	21.81	22	0-2
				2612.5	38175	21.72	22	0-2
			37	2577.5	37825	21.71	22	0-2
				2595	38000	21.75	22	0-2
				2612.5	38175	21.54	22	0-2
		75RB		2577.5	37825	21.54	22	0-2
				2595	38000	21.61	22	0-2
				2612.5	38175	21.53	22	0-2

Unless otherwise stated the results shown in this test report refer only to the sample(s) tested and such sample(s) are retained for 90 days only.

除非另有說明，此報告結果僅對測試之樣品負責，同時此樣品僅保留90天。本報告未經本公司書面許可，不可部份複製。

This document is issued by the Company subject to its General Conditions of Service printed overleaf, available on request or accessible at www.sgs.com/terms_and_conditions.htm and, for electronic format documents, subject to Terms and Conditions for Electronic Documents at www.sgs.com/terms_e-document.htm. Attention is drawn to the limitation of liability, indemnification and jurisdiction issues defined therein. Any holder of this document is advised that information contained hereon reflects the Company's findings at the time of its intervention only and within the limits of Client's instructions, if any. The Company's sole responsibility is to its Client and this document does not exonerate parties to a transaction from exercising all their rights and obligations under the transaction documents. This document cannot be reproduced except in full, without prior written approval of the Company. Any unauthorized alteration, forgery or falsification of the content or appearance of this document is unlawful and offenders may be prosecuted to the fullest extent of the law.

SGS Taiwan Ltd.

No.134,Wu Kung Road, New Taipei Industrial Park, Wuku District, New Taipei City, Taiwan 24803/新北市五股區新北產業園區五工路 134 號

台灣檢驗科技股份有限公司

t (886-2) 2299-3279

f (886-2) 2298-0488

www.tw.sgs.com

Member of SGS Group

TDD Band 38								
BW(Mhz)	Modulation	RB Size	RB Offset	Frequency (MHz)	Channel	Conducted power (dBm)	Target Power + Max. Tolerance (dBm)	MPR Allowed per 3GPP(dB)
10	QPSK	1 RB	0	2575	37800	23.39	24	0
				2595	38000	23.71	24	0
				2615	38200	23.45	24	0
			25	2575	37800	23.36	24	0
				2595	38000	23.51	24	0
				2615	38200	23.31	24	0
			49	2575	37800	23.43	24	0
				2595	38000	23.48	24	0
				2615	38200	23.37	24	0
		25 RB	0	2575	37800	22.54	23	0-1
				2595	38000	22.78	23	0-1
				2615	38200	22.68	23	0-1
			12	2575	37800	22.78	23	0-1
				2595	38000	22.81	23	0-1
				2615	38200	22.49	23	0-1
			25	2575	37800	22.63	23	0-1
				2595	38000	22.79	23	0-1
				2615	38200	22.37	23	0-1
		50RB		2575	37800	22.51	23	0-1
				2595	38000	22.89	23	0-1
				2615	38200	22.46	23	0-1
	16-QAM	1 RB	0	2575	37800	22.81	23	0-1
				2595	38000	22.63	23	0-1
				2615	38200	22.60	23	0-1
			25	2575	37800	22.89	23	0-1
				2595	38000	22.98	23	0-1
				2615	38200	22.65	23	0-1
			49	2575	37800	22.45	23	0-1
				2595	38000	22.81	23	0-1
				2615	38200	22.41	23	0-1
		25 RB	0	2575	37800	21.53	22	0-2
				2595	38000	21.79	22	0-2
				2615	38200	21.86	22	0-2
			12	2575	37800	21.66	22	0-2
				2595	38000	21.86	22	0-2
				2615	38200	21.68	22	0-2
			25	2575	37800	21.57	22	0-2
				2595	38000	21.61	22	0-2
				2615	38200	21.47	22	0-2
		50RB		2575	37800	21.64	22	0-2
				2595	38000	21.79	22	0-2
				2615	38200	21.68	22	0-2

Unless otherwise stated the results shown in this test report refer only to the sample(s) tested and such sample(s) are retained for 90 days only.

除非另有說明，此報告結果僅對測試之樣品負責，同時此樣品僅保留90天。本報告未經本公司書面許可，不可部份複製。

This document is issued by the Company subject to its General Conditions of Service printed overleaf, available on request or accessible at www.sgs.com/terms_and_conditions.htm and, for electronic format documents, subject to Terms and Conditions for Electronic Documents at www.sgs.com/terms_e-document.htm. Attention is drawn to the limitation of liability, indemnification and jurisdiction issues defined therein. Any holder of this document is advised that information contained hereon reflects the Company's findings at the time of its intervention only and within the limits of Client's instructions, if any. The Company's sole responsibility is to its Client and this document does not exonerate parties to a transaction from exercising all their rights and obligations under the transaction documents. This document cannot be reproduced except in full, without prior written approval of the Company. Any unauthorized alteration, forgery or falsification of the content or appearance of this document is unlawful and offenders may be prosecuted to the fullest extent of the law.

SGS Taiwan Ltd.

No.134,Wu Kung Road, New Taipei Industrial Park, Wuku District, New Taipei City, Taiwan 24803/新北市五股區新北產業園區五工路 134 號

台灣檢驗科技股份有限公司

t (886-2) 2299-3279

f (886-2) 2298-0488

www.tw.sgs.com

Member of SGS Group

WLAN802.11 b/g/n(20M) conducted power table:

Main Antenna						
Band	Mode	Channel	Frequency (MHz)	Data Rate	Max. Rated Avg. Power + Max.	Average power (dBm)
2450 MHz	802.11b	1	2412	1Mbps	17.50	17.34
		6	2437		17.50	17.26
		11	2462		17.50	17.22
	802.11g	1	2412	6Mbps	13.00	12.92
		6	2437		13.00	12.96
		11	2462		13.00	12.70
	802.11n-HT20	1	2412	MCS0	11.00	10.92
		6	2437		11.00	10.99
		11	2462		11.00	10.89

Bluetooth conducted power table:

Mode	Channel	Frequency (MHz)	Average Output Power (dBm)			Max. Rated Avg. Power + Max. Tolerance
			1Mbps	2Mbps	3Mbps	
BR/EDR	CH 00	2402	8.02	6.45	6.44	12
	CH 39	2441	9.91	8.52	8.45	
	CH 78	2480	7.38	5.94	5.96	

Mode	Channel	Frequency (MHz)	Average Output Power (dBm)	Max. Rated Avg. Power + Max. Tolerance
			GFSK	
LE	CH 00	2402	-1.48	2
	CH 19	2440	0.14	
	CH 39	2480	-2.17	

Unless otherwise stated the results shown in this test report refer only to the sample(s) tested and such sample(s) are retained for 90 days only.

除非另有說明，此報告結果僅對測試之樣品負責，同時此樣品僅保留90天。本報告未經本公司書面許可，不可部份複製。

This document is issued by the Company subject to its General Conditions of Service printed overleaf, available on request or accessible at www.sgs.com/terms_and_conditions.htm and, for electronic format documents, subject to Terms and Conditions for Electronic Documents at www.sgs.com/terms_e-document.htm. Attention is drawn to the limitation of liability, indemnification and jurisdiction issues defined therein. Any holder of this document is advised that information contained hereon reflects the Company's findings at the time of its intervention only and within the limits of Client's instructions, if any. The Company's sole responsibility is to its Client and this document does not exonerate parties to a transaction from exercising all their rights and obligations under the transaction documents. This document cannot be reproduced except in full, without prior written approval of the Company. Any unauthorized alteration, forgery or falsification of the content or appearance of this document is unlawful and offenders may be prosecuted to the fullest extent of the law.

SGS Taiwan Ltd.

No.134,Wu Kung Road, New Taipei Industrial Park, Wuku District, New Taipei City, Taiwan 24803/新北市五股區新北產業園區五工路 134 號

台灣檢驗科技股份有限公司

t (886-2) 2299-3279

f (886-2) 2298-0488

www.tw.sgs.com

Member of SGS Group

1.4 Test Environment

Ambient Temperature: $22 \pm 2^{\circ} \text{C}$
Tissue Simulating Liquid: $22 \pm 2^{\circ} \text{C}$

1.5 Operation Description

1. The EUT is controlled by using a Radio Communication Tester (Anritsu MT8820C), and the communication between the EUT and the tester is established by air link.
2. Measurements are performed respectively on the lowest, middle and highest channels of the operating band(s). The EUT is set to maximum power level during all tests, and at the beginning of each test the battery is fully charged.
3. During the SAR testing, the DASY 5 system checks power drift by comparing the e-field strength of one specific location measured at the beginning with that measured at the end of the SAR testing.
4. SAR test reduction for GPRS and EDGE modes is determined by the source-based time-averaged output power. The data mode with highest specified time-averaged output power should be tested for SAR compliance. The GMSK EDGE configurations are grouped with GPRS and considered with respect to time-averaged maximum output power to determine compliance. The 3G SAR test reduction procedure is applied to 8-PSK EDGE with GMSK GPRS/EDGE as the primary mode. Since the maximum output power in a secondary mode (8-PSK EDGE) is $\leq \frac{1}{4}$ dB higher than the primary mode (GMSK GPRS/EDGE), SAR measurement is not required for the secondary mode (8-PSK EDGE).
5. The 3G SAR test reduction procedure is applied to HSDPA with 12.2 kbps RMC as the primary mode. Since the maximum output power in a secondary mode (HSDPA) is $\leq \frac{1}{4}$ dB higher than the primary mode (WCDMA), SAR measurement is not required for the secondary mode (HSDPA).
6. The 3G SAR test reduction procedure is applied to HSPA (HSUPA/HSDPA with RMC) with 12.2 kbps RMC as the primary mode. Since the maximum output power in a secondary mode (HSPA) is $\leq \frac{1}{4}$ dB higher than the primary mode (WCDMA), SAR measurement is not required for the secondary mode (HSPA).

Unless otherwise stated the results shown in this test report refer only to the sample(s) tested and such sample(s) are retained for 90 days only.

除非另有說明，此報告結果僅對測試之樣品負責，同時此樣品僅保留90天。本報告未經本公司書面許可，不可部份複製。

This document is issued by the Company subject to its General Conditions of Service printed overleaf, available on request or accessible at www.sgs.com/terms_and_conditions.htm and, for electronic format documents, subject to Terms and Conditions for Electronic Documents at www.sgs.com/terms_e-document.htm. Attention is drawn to the limitation of liability, indemnification and jurisdiction issues defined therein. Any holder of this document is advised that information contained hereon reflects the Company's findings at the time of its intervention only and within the limits of Client's instructions, if any. The Company's sole responsibility is to its Client and this document does not exonerate parties to a transaction from exercising all their rights and obligations under the transaction documents. This document cannot be reproduced except in full, without prior written approval of the Company. Any unauthorized alteration, forgery or falsification of the content or appearance of this document is unlawful and offenders may be prosecuted to the fullest extent of the law.

SGS Taiwan Ltd.

No.134, Wu Kung Road, New Taipei Industrial Park, Wuku District, New Taipei City, Taiwan 24803/新北市五股區新北產業園區五工路 134 號

台灣檢驗科技股份有限公司

t (886-2) 2299-3279

f (886-2) 2298-0488

www.tw.sgs.com

Member of SGS Group

7. SAR test exclusion for DC-HSDPA

The 3G SAR test reduction procedure is applied to DC-HSDPA with 12.2 kbps RMC as the primary mode. Power is measured for DC-HSDPA according to the H-Set 12, FRC configuration in Table C.8.1.12 of 3GPP TS 34.121-1 to determine SAR test reduction. A primary and a secondary serving HS-DSCH Cell are required to perform the power measurement and for the results to be acceptable. Since the maximum output power in a secondary mode (DC-HSDPA) is $\leq \frac{1}{4}$ dB higher than the primary mode (WCDMA), SAR measurement is not required for the secondary mode (DC-HSDPA).

Table C.8.1.12: Fixed Reference Channel H-Set 12

Parameter	Unit	Value
Nominal Avg. Inf. Bit Rate	kbps	60
Inter-TTI Distance	TTI's	1
Number of HARQ Processes	Processes	6
Information Bit Payload (N_{INF})	Bits	120
Number Code Blocks	Blocks	1
Binary Channel Bits Per TTI	Bits	960
Total Available SML's in UE	SML's	19200
Number of SML's per HARQ Proc.	SML's	3200
Coding Rate		0.15
Number of Physical Channel Codes	Codes	1
Modulation		QPSK
Note 1: The RMC is intended to be used for DC-HSDPA mode and both cells shall transmit with identical parameters as listed in the table.		
Note 2: Maximum number of transmission is limited to 1, i.e., retransmission is not allowed. The redundancy and constellation version 0 shall be used.		

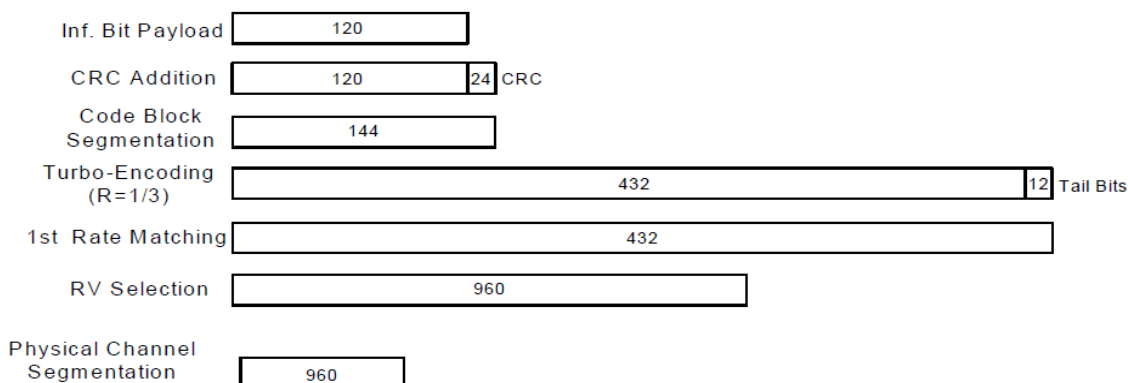


Figure C.8.19: Coding rate for Fixed reference Channel H-Set 12 (QPSK)

The following 4 sub-tests for HSDPA were completed according to Release 8 procedures in section 5.2 of 3GPP TS34.121. A summary of subtest settings are illustrated below:

Unless otherwise stated the results shown in this test report refer only to the sample(s) tested and such sample(s) are retained for 90 days only.

除非另有說明，此報告結果僅對測試之樣品負責，同時此樣品僅保留90天。本報告未經本公司書面許可，不可部份複製。

This document is issued by the Company subject to its General Conditions of Service printed overleaf, available on request or accessible at www.sgs.com/terms_and_conditions.htm and, for electronic format documents, subject to Terms and Conditions for Electronic Documents at www.sgs.com/terms_e-document.htm. Attention is drawn to the limitation of liability, indemnification and jurisdiction issues defined therein. Any holder of this document is advised that information contained hereon reflects the Company's findings at the time of its intervention only and within the limits of Client's instructions, if any. The Company's sole responsibility is to its Client and this document does not exonerate parties to a transaction from exercising all their rights and obligations under the transaction documents. This document cannot be reproduced except in full, without prior written approval of the Company. Any unauthorized alteration, forgery or falsification of the content or appearance of this document is unlawful and offenders may be prosecuted to the fullest extent of the law.

SGS Taiwan Ltd.

No.134,Wu Kung Road, New Taipei Industrial Park, Wuku District, New Taipei City, Taiwan 24803/新北市五股區新北產業園區五工路 134 號

台灣檢驗科技股份有限公司

t (886-2) 2299-3279

f (886-2) 2298-0488

www.tw.sgs.com

Member of SGS Group

Sub-set	β_c	β_d	β_d (SF)	β_d/β_d	β_{hs} (note 1, note 2)	CM(dB) (note 3)	MPR(dB)
1	2/15	15/15	64	2/15	4/15	0.0	0.0
2	12/15 (note 4)	15/15 (note 4)	64	12/15 (note 4)	24/15	1.0	0.0
3	15/15	8/15	64	15/8	30/15	1.5	0.5
4	15/15	4/15	64	15/4	30/15	1.5	0.5

Note1: Δ_{ACK} , Δ_{NACK} and $\Delta_{CQI} = 8 \Leftrightarrow A_{hs} = \beta_{hs}/\beta_c = 30/15 \Leftrightarrow \beta_{hs} = 30/15 * \beta_c$
 Note2: CM=1 for $\beta_d/\beta_d = 12/15$, $\beta_{hs}/\beta_c = 24/15$.
 Note3: For subtest 2 the β_d/β_d ratio of 12/15 for the TFC during the measurement period(TF1,TF0) is achieved by setting the signaled gain factors for the reference TFC (TFC1,TF1) to $\beta_c = 11/15$ and $\beta_d = 15/15$.

8. SAR test exclusion for HSPA+

The 3G SAR test reduction procedure is applied to (uplink) HSPA+ with 12.2 kbps RMC as the primary mode. Power is measured for HSPA+ that supports uplink 16 QAM according to configurations in Table C.11.1.4 of 3GPP TS 34.121-1 to determine SAR test reduction. Since the maximum output power in a secondary mode (HSPA+) is $\leq 1/4$ dB higher than the primary mode (WCDMA), SAR measurement is not required for the secondary mode (HSPA+).

Table C.11.1.4: β values for transmitter characteristics tests with HS-DPCCH and E-DCH with 16QAM

Sub-test	β_c (Note3)	β_d	β_{hs} (Note1)	β_{ec}	β_{ed} (2xSF2) (Note 4)	β_{ed} (2xSF4) (Note 4)	CM (dB) (Note 2)	MPR (dB) (Note 2)	AG Index (Note 4)	E-TFCI (Note 5)	E-TFCI (boost)
1	1	0	30/15	30/15	β_{ed1} : 30/15 β_{ed2} : 30/15	β_{ed3} : 24/15 β_{ed4} : 24/15	3.5	2.5	14	105	105

Note 1: Δ_{ACK} , Δ_{NACK} and $\Delta_{CQI} = 30/15$ with $\beta_{hs} = 30/15 * \beta_c$.
 Note 2: CM = 3.5 and the MPR is based on the relative CM difference, MPR = MAX(CM-1,0).
 Note 3: DPDCH is not configured, therefore the β_c is set to 1 and $\beta_d = 0$ by default.
 Note 4: β_{ed} can not be set directly; it is set by Absolute Grant Value.
 Note 5: All the sub-tests require the UE to transmit 2SF2+2SF4 16QAM EDCH and they apply for UE using E-DPDCH category 7. E-DCH TTI is set to 2ms TTI and E-DCH table index = 2. To support these E-DCH configurations DPDCH is not allocated. The UE is signalled to use the extrapolation algorithm.

9. LTE modes test according to KDB 941225D05v02r05.

a. Per Section 5.2.1, the largest channel bandwidth and measure SAR for QPSK with 1 RB allocation.

- Using the RB offset and required test channel combination with the highest maximum output power for RB offsets at the upper edge, middle and lower edge of each required test channel.
- When the reported SAR is ≤ 0.8 W/kg, testing of the remaining RB offset configurations and required test channels is not required for 1 RB allocation; otherwise, SAR is required for the remaining required test channels and only for the RB offset configuration with the highest output power for that channel.
- When the reported SAR of a required test channel is > 1.45 W/kg, SAR is required for all three RB offset configurations for that required test channel.

Unless otherwise stated the results shown in this test report refer only to the sample(s) tested and such sample(s) are retained for 90 days only.

除非另有說明，此報告結果僅對測試之樣品負責，同時此樣品僅保留90天。本報告未經本公司書面許可，不可部份複製。

This document is issued by the Company subject to its General Conditions of Service printed overleaf, available on request or accessible at www.sgs.com/terms_and_conditions.htm and, for electronic format documents, subject to Terms and Conditions for Electronic Documents at www.sgs.com/terms_e-document.htm. Attention is drawn to the limitation of liability, indemnification and jurisdiction issues defined therein. Any holder of this document is advised that information contained hereon reflects the Company's findings at the time of its intervention only and within the limits of Client's instructions, if any. The Company's sole responsibility is to its Client and this document does not exonerate parties to a transaction from exercising all their rights and obligations under the transaction documents. This document cannot be reproduced except in full, without prior written approval of the Company. Any unauthorized alteration, forgery or falsification of the content or appearance of this document is unlawful and offenders may be prosecuted to the fullest extent of the law.

b. Per Section 5.2.2, the largest channel bandwidth and measure SAR for QPSK with 50% RB allocation

- The procedures required for 1 RB allocation in 5.2.1 are applied to measure the SAR for QPSK with 50% RB allocation.

c. Per Section 5.2.3, the largest channel bandwidth and measure SAR for QPSK with 100% RB allocation

- For QPSK with 100% RB allocation, SAR is not required when the highest maximum output power for 100 % RB allocation is less than the highest maximum output power in 50% and 1 RB allocations and the highest reported SAR for 1 RB and 50% RB allocation in 5.2.1 and 5.2.2 are ≤ 0.8 W/kg.

- Otherwise, SAR is measured for the highest output power channel and if the reported SAR is > 1.45 W/kg, the remaining required test channels must also be tested.

d. Per Section 5.2.4, Higher order modulations

- For each modulation besides QPSK; e.g., 16-QAM, 64-QAM, apply the QPSK procedures in sections 5.2.1, 5.2.2 and 5.2.3 to determine the QAM configurations that may need SAR measurement. For each configuration identified as required for testing, SAR is required only when the highest maximum output power for the configuration in the higher order modulation is $> \frac{1}{2}$ dB higher than the same configuration in QPSK or when the reported SAR for the QPSK configuration is > 1.45 W/kg.

e. Per Section 5.3, other channel bandwidth standalone SAR test requirements

- For the other channel bandwidths used by the device in a frequency band, apply all the procedures required for the largest channel bandwidth in section 5.2 to determine the channels and RB configurations that need SAR testing and only measure SAR when the highest maximum output power of a configuration requiring testing in the smaller channel bandwidth is $> \frac{1}{2}$ dB higher than the equivalent channel configurations in the largest channel bandwidth configuration or the reported SAR of a configuration for the largest channel bandwidth is > 1.45 W/kg. The equivalent channel configuration for the RB allocation, RB offset and modulation etc. is determined for the smaller channel bandwidth according to the same number of RB allocated in the largest channel bandwidth.

- TDD LTE was tested at highest duty factor using UL-DL configuration 0 with 6 UL subframes and 2 S subframes using extended cyclic prefix only and special subframe configuration 6. SAR tests were performed at maximum output power and worst-case transmission duty factor in extended cyclic prefix. Per 3GPP 36.211 Section 4, the duty factor for special subframe configuration 6 using extended cyclic prefix is 0.633.

Unless otherwise stated the results shown in this test report refer only to the sample(s) tested and such sample(s) are retained for 90 days only.

除非另有說明，此報告結果僅對測試之樣品負責，同時此樣品僅保留90天。本報告未經本公司書面許可，不可部份複製。

This document is issued by the Company subject to its General Conditions of Service printed overleaf, available on request or accessible at www.sgs.com/terms_and_conditions.htm and, for electronic format documents, subject to Terms and Conditions for Electronic Documents at www.sgs.com/terms_e-document.htm. Attention is drawn to the limitation of liability, indemnification and jurisdiction issues defined therein. Any holder of this document is advised that information contained hereon reflects the Company's findings at the time of its intervention only and within the limits of Client's instructions, if any. The Company's sole responsibility is to its Client and this document does not exonerate parties to a transaction from exercising all their rights and obligations under the transaction documents. This document cannot be reproduced except in full, without prior written approval of the Company. Any unauthorized alteration, forgery or falsification of the content or appearance of this document is unlawful and offenders may be prosecuted to the fullest extent of the law.

WLAN802.11b DSSS SAR Test Requirements:

10. SAR is measured for 2.4 GHz 802.11b DSSS mode using the highest measured maximum output power channel, when the reported SAR of the highest measured maximum output power channel for the exposure configuration is ≤ 0.8 W/kg, no further SAR testing is required for 802.11b DSSS in that exposure configuration.
11. When the reported SAR is > 0.8 W/kg, SAR is required for that exposure configuration using the next highest measured output power channel. When any reported SAR is > 1.2 W/kg, SAR is required for the third channel; i.e., all channels require testing.

802.11g/n OFDM SAR Test Exclusion Requirements:

12. SAR is not required for 802.11g/n since the highest reported SAR for DSSS is adjusted by the ratio of OFDM to DSSS specified maximum output power and the adjusted SAR is ≤ 1.2 W/kg.

Other

13. BT and WLAN 2.4GHz use the same antenna path and Bluetooth can't transmit simultaneously with WLAN 2.4GHz.
14. According to **KDB447498D01v06**, testing of other required channels is not required when the reported 1-g SAR for the highest output channel is ≤ 0.8 W/kg, when the transmission band is ≤ 100 MHz.
15. According to **KDB865664D01v01r04**, SAR measurement variability must be assessed for each frequency band. When the original highest measured SAR is ≥ 0.8 W/kg, repeated that measurement once. Perform a second repeated measurement only if the ratio of largest to smallest SAR for the original and first repeated measurements is > 1.20 or when the original or repeated measurement is ≥ 1.45 W/kg (~ 10% from the 1-g SAR limit)
16. According to **KDB447498D01v06** – The 1-g SAR test exclusion thresholds for 100 MHz to 6 GHz at test separation distances ≤ 50 mm are determined by: $[(\text{max. power of channel, including tune-up tolerance, mW})/(\text{min. test separation distance, mm})] \cdot [\sqrt{f(\text{GHz})}] \leq 3.0$ for 1-g SAR, SAR evaluation is not required.

Unless otherwise stated the results shown in this test report refer only to the sample(s) tested and such sample(s) are retained for 90 days only.

除非另有說明，此報告結果僅對測試之樣品負責，同時此樣品僅保留90天。本報告未經本公司書面許可，不可部份複製。

This document is issued by the Company subject to its General Conditions of Service printed overleaf, available on request or accessible at www.sgs.com/terms_and_conditions.htm and, for electronic format documents, subject to Terms and Conditions for Electronic Documents at www.sgs.com/terms_e-document.htm. Attention is drawn to the limitation of liability, indemnification and jurisdiction issues defined therein. Any holder of this document is advised that information contained hereon reflects the Company's findings at the time of its intervention only and within the limits of Client's instructions, if any. The Company's sole responsibility is to its Client and this document does not exonerate parties to a transaction from exercising all their rights and obligations under the transaction documents. This document cannot be reproduced except in full, without prior written approval of the Company. Any unauthorized alteration, forgery or falsification of the content or appearance of this document is unlawful and offenders may be prosecuted to the fullest extent of the law.

SGS Taiwan Ltd.

No.134, Wu Kung Road, New Taipei Industrial Park, Wuku District, New Taipei City, Taiwan 24803/新北市五股區新北產業園區五工路 134 號

台灣檢驗科技股份有限公司

t (886-2) 2299-3279

f (886-2) 2298-0488

www.tw.sgs.com

Member of SGS Group

Mode	Maximum power (dBm)	Maximum power(mW)	front/back sides		
			test separation distance (mm)	Exclusion threshold	Require SAR testing?
BT	12	15.849	15	1.664	NO

Unless otherwise stated the results shown in this test report refer only to the sample(s) tested and such sample(s) are retained for 90 days only.

除非另有說明，此報告結果僅對測試之樣品負責，同時此樣品僅保留90天。本報告未經本公司書面許可，不可部份複製。

This document is issued by the Company subject to its General Conditions of Service printed overleaf, available on request or accessible at www.sgs.com/terms_and_conditions.htm and, for electronic format documents, subject to Terms and Conditions for Electronic Documents at www.sgs.com/terms_e-document.htm. Attention is drawn to the limitation of liability, indemnification and jurisdiction issues defined therein. Any holder of this document is advised that information contained hereon reflects the Company's findings at the time of its intervention only and within the limits of Client's instructions, if any. The Company's sole responsibility is to its Client and this document does not exonerate parties to a transaction from exercising all their rights and obligations under the transaction documents. This document cannot be reproduced except in full, without prior written approval of the Company. Any unauthorized alteration, forgery or falsification of the content or appearance of this document is unlawful and offenders may be prosecuted to the fullest extent of the law.

SGS Taiwan Ltd.

No.134,Wu Kung Road, New Taipei Industrial Park, Wuku District, New Taipei City, Taiwan 24803/新北市五股區新北產業園區五工路 134 號

台灣檢驗科技股份有限公司

t (886-2) 2299-3279

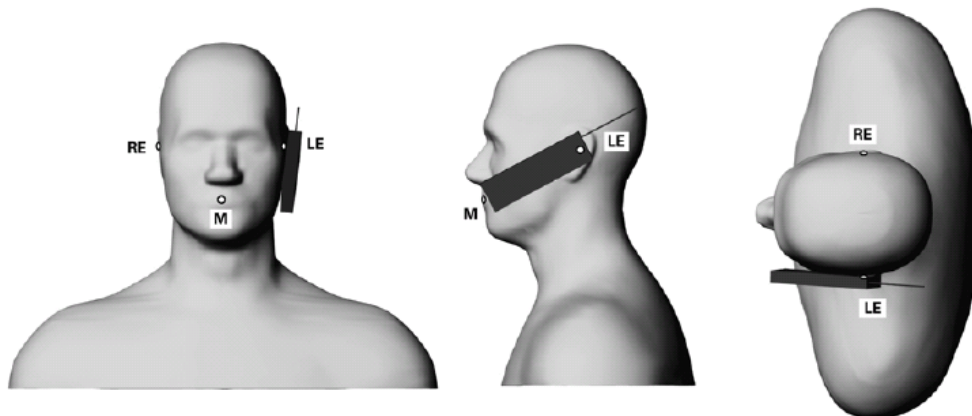
f (886-2) 2298-0488

www.tw.sgs.com

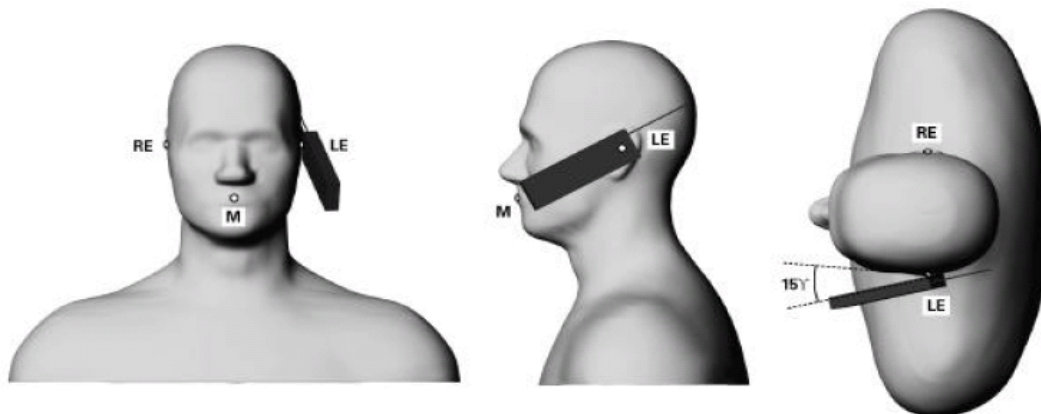
Member of SGS Group

1.6 Positioning Procedure

Head SAR measurement statement



Phone position 1, “cheek” or “touch” position. The reference points for the right ear (RE), left ear (LE) and mouth (M), which define the reference plane for phone positioning.



Phone position 2, “tilted position.” The reference points for the right ear (RE), left ear (LE) and mouth (M), which define the reference plane for phone positioning.

Cheek/Touch Position:

The handset was brought toward the mouth of the head phantom by pivoting against the ear reference point until any point of the mouthpiece or keypad touched the phantom.

Ear/Tilt Position:

With the phone aligned in the Cheek/Touch position, the handset was tilted away from the mouth with respect to the test device reference point by 15 degrees.

Unless otherwise stated the results shown in this test report refer only to the sample(s) tested and such sample(s) are retained for 90 days only.

除非另有說明，此報告結果僅對測試之樣品負責，同時此樣品僅保留90天。本報告未經本公司書面許可，不可部份複製。

This document is issued by the Company subject to its General Conditions of Service printed overleaf, available on request or accessible at www.sgs.com/terms_and_conditions.htm and, for electronic format documents, subject to Terms and Conditions for Electronic Documents at www.sgs.com/terms_e-document.htm. Attention is drawn to the limitation of liability, indemnification and jurisdiction issues defined therein. Any holder of this document is advised that information contained hereon reflects the Company's findings at the time of its intervention only and within the limits of Client's instructions, if any. The Company's sole responsibility is to its Client and this document does not exonerate parties to a transaction from exercising all their rights and obligations under the transaction documents. This document cannot be reproduced except in full, without prior written approval of the Company. Any unauthorized alteration, forgery or falsification of the content or appearance of this document is unlawful and offenders may be prosecuted to the fullest extent of the law.

SGS Taiwan Ltd.

No.134,Wu Kung Road, New Taipei Industrial Park, Wuku District, New Taipei City, Taiwan 24803/新北市五股區新北產業園區五工路 134 號

台灣檢驗科技股份有限公司

t (886-2) 2299-3279

f (886-2) 2298-0488

www.tw.sgs.com

Member of SGS Group

Body SAR measurement statement

1. Body-worn exposure: 15mm

Body-worn accessory exposure is typically related to voice mode operations when handsets are carried in body-worn accessories. The body-worn accessory procedures in KDB Publication 447498 D01 should be used to test for body-worn accessory SAR compliance, without a headset connected to it. When the same wireless transmission configuration is used for testing body-worn accessory and hotspot mode SAR, respectively, in voice and data mode, SAR results for the most conservative test separation distance configuration may be used to support both SAR conditions. When the reported SAR for a body-worn accessory, measured without a headset connected to the handset, is $> 1.2 \text{ W/kg}$, the highest reported SAR configuration for that wireless mode and frequency band should be repeated for the body-worn accessory with a headset attached to the handset.

2. Hotspot exposure: 10mm

A test separation distance of 10 mm is required between the phantom and all surfaces and edges with a transmitting antenna located within 25 mm from that surface or edge when the form factor of a handset is larger than $9 \text{ cm} \times 5 \text{ cm}$,

Test configurations of WWAN

- (1) Front side
- (2) Back side
- (3) Bottom side.
- (4) Right side
- (5) Left side.

Test configurations of WLAN

- (1) Front side
- (2) Back side
- (3) Top side.
- (4) Left side

3. Phablet SAR test consideration

Since the device is not a phablet (overall diagonal dimension $> 16.0 \text{ cm}$), phablet SAR procedure is not required for this device.

Unless otherwise stated the results shown in this test report refer only to the sample(s) tested and such sample(s) are retained for 90 days only.

除非另有說明，此報告結果僅對測試之樣品負責，同時此樣品僅保留90天。本報告未經本公司書面許可，不可部份複製。

This document is issued by the Company subject to its General Conditions of Service printed overleaf, available on request or accessible at www.sgs.com/terms_and_conditions.htm and, for electronic format documents, subject to Terms and Conditions for Electronic Documents at www.sgs.com/terms_e-document.htm. Attention is drawn to the limitation of liability, indemnification and jurisdiction issues defined therein. Any holder of this document is advised that information contained hereon reflects the Company's findings at the time of its intervention only and within the limits of Client's instructions, if any. The Company's sole responsibility is to its Client and this document does not exonerate parties to a transaction from exercising all their rights and obligations under the transaction documents. This document cannot be reproduced except in full, without prior written approval of the Company. Any unauthorized alteration, forgery or falsification of the content or appearance of this document is unlawful and offenders may be prosecuted to the fullest extent of the law.

SGS Taiwan Ltd.

No.134, Wu Kung Road, New Taipei Industrial Park, Wuku District, New Taipei City, Taiwan 24803/新北市五股區新北產業園區五工路134號

台灣檢驗科技股份有限公司

t (886-2) 2299-3279

f (886-2) 2298-0488

www.tw.sgs.com

Member of SGS Group

1.7 Power reduction information

This device uses a single fixed level of power reduction through static table look-up for SAR compliance.

Hotspot ON

A fixed level power reduction is applied for WCDMA B4 / LTE B4 / LTE B7 when hotspot mode becomes active. When the hotspot is disabled, the power value will be recovered.

The standalone SAR compliance still uses the standalone SAR results tested at the maximum output power level without any power reduction.

Table1 summarize the key power reduction information.

Table1: Power Reduction frequency bands

Operation Frequency Band	Mode	Reduction of maximum output power (dB)
WCDMA Band IV	All	1.5
LTE Band 4	All	1
LTE Band 7	All	0.5

Note:

The power reduction level in the above table is only for reference. The final detailed full power and reduced tune-up specifications and conducted power measurement results will be confirmed and provided in the final SAR report.

Unless otherwise stated the results shown in this test report refer only to the sample(s) tested and such sample(s) are retained for 90 days only.

除非另有說明，此報告結果僅對測試之樣品負責，同時此樣品僅保留90天。本報告未經本公司書面許可，不可部份複製。

This document is issued by the Company subject to its General Conditions of Service printed overleaf, available on request or accessible at www.sgs.com/terms_and_conditions.htm and, for electronic format documents, subject to Terms and Conditions for Electronic Documents at www.sgs.com/terms_e-document.htm. Attention is drawn to the limitation of liability, indemnification and jurisdiction issues defined therein. Any holder of this document is advised that information contained hereon reflects the Company's findings at the time of its intervention only and within the limits of Client's instructions, if any. The Company's sole responsibility is to its Client and this document does not exonerate parties to a transaction from exercising all their rights and obligations under the transaction documents. This document cannot be reproduced except in full, without prior written approval of the Company. Any unauthorized alteration, forgery or falsification of the content or appearance of this document is unlawful and offenders may be prosecuted to the fullest extent of the law.

SGS Taiwan Ltd.

No.134,Wu Kung Road, New Taipei Industrial Park, Wuku District, New Taipei City, Taiwan 24803/新北市五股區新北產業園區五工路 134 號

台灣檢驗科技股份有限公司

t (886-2) 2299-3279

f (886-2) 2298-0488

www.tw.sgs.com

Member of SGS Group

1.7.1 Antennas placement details

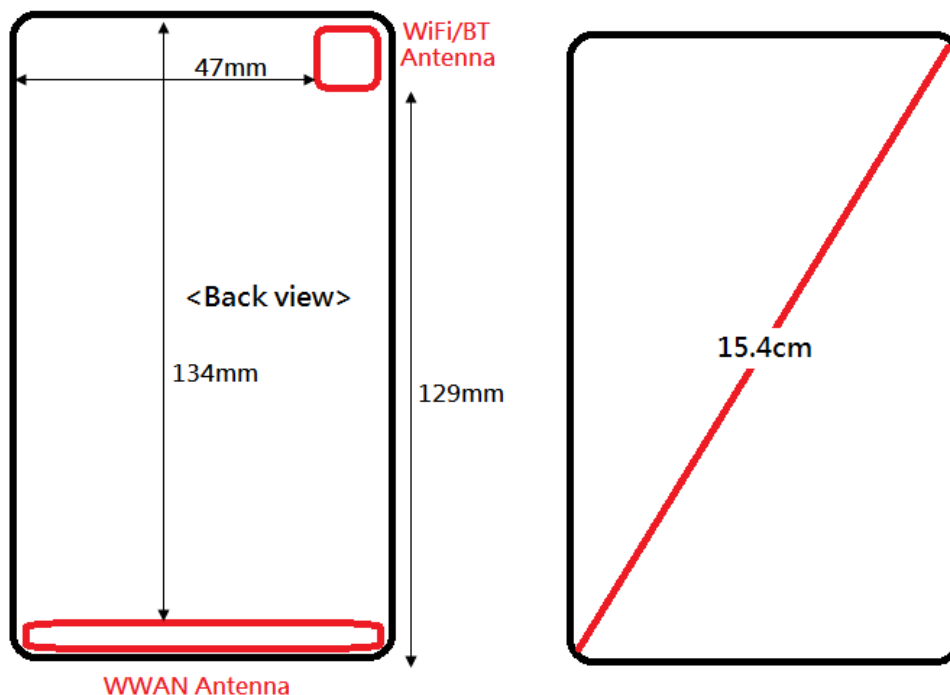


Figure1: The location of the antennas (Back View)

Unless otherwise stated the results shown in this test report refer only to the sample(s) tested and such sample(s) are retained for 90 days only.

除非另有說明，此報告結果僅對測試之樣品負責，同時此樣品僅保留90天。本報告未經本公司書面許可，不可部份複製。

This document is issued by the Company subject to its General Conditions of Service printed overleaf, available on request or accessible at www.sgs.com/terms_and_conditions.htm and, for electronic format documents, subject to Terms and Conditions for Electronic Documents at www.sgs.com/terms_e-document.htm. Attention is drawn to the limitation of liability, indemnification and jurisdiction issues defined therein. Any holder of this document is advised that information contained hereon reflects the Company's findings at the time of its intervention only and within the limits of Client's instructions, if any. The Company's sole responsibility is to its Client and this document does not exonerate parties to a transaction from exercising all their rights and obligations under the transaction documents. This document cannot be reproduced except in full, without prior written approval of the Company. Any unauthorized alteration, forgery or falsification of the content or appearance of this document is unlawful and offenders may be prosecuted to the fullest extent of the law.

SGS Taiwan Ltd.

No.134,Wu Kung Road, New Taipei Industrial Park, Wuku District, New Taipei City, Taiwan 24803/新北市五股區新北產業園區五工路 134 號

台灣檢驗科技股份有限公司

t (886-2) 2299-3279

f (886-2) 2298-0488

www.tw.sgs.com

Member of SGS Group

1.8 Evaluation Procedures

The entire evaluation of the spatial peak values is performed within the Post-processing engine (SEMCAD). The system always gives the maximum values for the 1 g and 10 g cubes. The algorithm to find the cube with highest averaged SAR is divided into the following stages:

1. The extraction of the measured data (grid and values) from the Zoom Scan.
2. The calculation of the SAR value at every measurement point based on all stored data (A/D values and measurement parameters).
3. The generation of a high-resolution mesh within the measured volume.
4. The interpolation of all measured values from the measurement grid to the high-resolution grid.
5. The extrapolation of the entire 3-D field distribution to the phantom surface over the distance from sensor to surface.
6. The calculation of the averaged SAR within masses of 1g and 10g.

The probe is calibrated at the center of the dipole sensors that is located 1 to 2.7mm away from the probe tip. During measurements, the probe stops shortly above the phantom surface, depending on the probe and the surface detecting system. Both distances are included as parameters in the probe configuration file. The software always knows exactly how far away the measured point is from the surface. As the probe cannot directly measure at the surface, the values between the deepest measured point and the surface must be extrapolated. The angle between the probe axis and the surface normal line is less than 30 degree.

In the Area Scan, the gradient of the interpolation function is evaluated to find all the extreme of the SAR distribution. The uncertainty on the locations of the extreme is less than 1/20 of the grid size. Only local maximum within -2 dB of the global maximum are searched and passed for the Cube Scan measurement. In the Cube Scan, the interpolation function is used to extrapolate the Peak SAR from the lowest measurement points to the inner phantom surface (the extrapolation distance). The uncertainty increases with the extrapolation distance. To keep the uncertainty within 1% for the 1 g and 10 g cubes, the extrapolation distance should not be larger than 5mm.

The maximum search is automatically performed after each area scan measurement. It is based on splines in two or three dimensions. The procedure can find the maximum for most SAR distributions even with relatively large grid spacing. After the area scanning measurement, the probe is automatically moved to a position at the interpolated maximum. The following scan can directly use this position for reference, e.g., for a finer resolution grid or the cube evaluations. The 1g and 10g peak evaluations are only available for the predefined cube 7x7x7 scans.

The routines are verified and optimized for the grid dimensions used in these cube measurements. The measured volume of 30x30x30mm contains about 30g of tissue. The first procedure is an extrapolation (incl. Boundary correction) to get the

Unless otherwise stated the results shown in this test report refer only to the sample(s) tested and such sample(s) are retained for 90 days only.

除非另有說明，此報告結果僅對測試之樣品負責，同時此樣品僅保留90天。本報告未經本公司書面許可，不可部份複製。

This document is issued by the Company subject to its General Conditions of Service printed overleaf, available on request or accessible at www.sgs.com/terms_and_conditions.htm and, for electronic format documents, subject to Terms and Conditions for Electronic Documents at www.sgs.com/terms_e-document.htm. Attention is drawn to the limitation of liability, indemnification and jurisdiction issues defined therein. Any holder of this document is advised that information contained hereon reflects the Company's findings at the time of its intervention only and within the limits of Client's instructions, if any. The Company's sole responsibility is to its Client and this document does not exonerate parties to a transaction from exercising all their rights and obligations under the transaction documents. This document cannot be reproduced except in full, without prior written approval of the Company. Any unauthorized alteration, forgery or falsification of the content or appearance of this document is unlawful and offenders may be prosecuted to the fullest extent of the law.

SGS Taiwan Ltd.

台灣檢驗科技股份有限公司

No.134,Wu Kung Road, New Taipei Industrial Park, Wuku District, New Taipei City, Taiwan 24803/新北市五股區新北產業園區五工路 134 號

t (886-2) 2299-3279

f (886-2) 2298-0488

www.tw.sgs.com

Member of SGS Group

points between the lowest measured plane and the surface. The next step uses 3D interpolation to get all points within the measured volume. In the last step, a 1g cube is placed numerically into the volume and its averaged SAR is calculated. This cube is moved around until the highest averaged SAR is found.

If the highest SAR is found at the edge of the measured volume, the system will issue a warning: higher SAR values might be found outside of the measured volume. In that case the cube measurement can be repeated, using the new interpolated maximum as the center.

Unless otherwise stated the results shown in this test report refer only to the sample(s) tested and such sample(s) are retained for 90 days only.

除非另有說明，此報告結果僅對測試之樣品負責，同時此樣品僅保留90天。本報告未經本公司書面許可，不可部份複製。

This document is issued by the Company subject to its General Conditions of Service printed overleaf, available on request or accessible at www.sgs.com/terms_and_conditions.htm and, for electronic format documents, subject to Terms and Conditions for Electronic Documents at www.sgs.com/terms_e-document.htm. Attention is drawn to the limitation of liability, indemnification and jurisdiction issues defined therein. Any holder of this document is advised that information contained hereon reflects the Company's findings at the time of its intervention only and within the limits of Client's instructions, if any. The Company's sole responsibility is to its Client and this document does not exonerate parties to a transaction from exercising all their rights and obligations under the transaction documents. This document cannot be reproduced except in full, without prior written approval of the Company. Any unauthorized alteration, forgery or falsification of the content or appearance of this document is unlawful and offenders may be prosecuted to the fullest extent of the law.

SGS Taiwan Ltd.

No.134,Wu Kung Road, New Taipei Industrial Park, Wuku District, New Taipei City, Taiwan 24803/新北市五股區新北產業園區五工路 134 號

台灣檢驗科技股份有限公司

t (886-2) 2299-3279

f (886-2) 2298-0488

www.tw.sgs.com

Member of SGS Group

1.9 Probe Calibration Procedures

For the calibration of E-field probes in lossy liquids, an electric field with an accurately known field strength must be produced within the measured liquid. For standardization purposes it would be desirable if all measurements which are necessary to assess the correct field strength would be traceable to standardized measurement procedures. In the following two different calibration techniques are summarized:

1.9.1 Transfer Calibration with Temperature Probes

In lossy liquids the specific absorption rate (SAR) is related both to the electric field (E) and the temperature gradient ($\delta T / \delta t$) in the liquid.

$$SAR = C \frac{\delta T}{\delta t},$$

Whereby σ is the conductivity, ρ the density and c the heat capacity of the liquid.

Hence, the electric field in lossy liquid can be measured indirectly by measuring the temperature gradient in the liquid. Non-disturbing temperature probes (optical probes or thermistor probes with resistive lines) with high spatial resolution ($<1-2$ mm) and fast reaction time (<1 s) are available and can be easily calibrated with high precision [1]. The setup and the exciting source have no influence on the calibration; only the relative positioning uncertainties of the standard temperature probe and the E-field probe to be calibrated must be considered. However, several problems limit the available accuracy of probe calibrations with temperature probes:

1. The temperature gradient is not directly measurable but must be evaluated from temperature measurements at different time steps. Special precaution is necessary to avoid measurement errors caused by temperature gradients due to energy equalizing effects or convection currents in the liquid. Such effects cannot be completely avoided, as the measured field itself destroys the thermal equilibrium in the liquid. With a careful setup these errors can be kept small.
2. The measured volume around the temperature probe is not well defined. It is difficult to calculate the energy transfer from a surrounding gradient temperature field into the probe. These effects must be considered, since temperature probes are calibrated in liquid with homogeneous temperatures. There is no traceable standard for temperature rise measurements.
3. The calibration depends on the assessment of the specific density, the heat capacity and the conductivity of the medium. While the specific density and

Unless otherwise stated the results shown in this test report refer only to the sample(s) tested and such sample(s) are retained for 90 days only.

除非另有說明，此報告結果僅對測試之樣品負責，同時此樣品僅保留90天。本報告未經本公司書面許可，不可部份複製。

This document is issued by the Company subject to its General Conditions of Service printed overleaf, available on request or accessible at www.sgs.com/terms_and_conditions.htm and, for electronic format documents, subject to Terms and Conditions for Electronic Documents at www.sgs.com/terms_e-document.htm. Attention is drawn to the limitation of liability, indemnification and jurisdiction issues defined therein. Any holder of this document is advised that information contained hereon reflects the Company's findings at the time of its intervention only and within the limits of Client's instructions, if any. The Company's sole responsibility is to its Client and this document does not exonerate parties to a transaction from exercising all their rights and obligations under the transaction documents. This document cannot be reproduced except in full, without prior written approval of the Company. Any unauthorized alteration, forgery or falsification of the content or appearance of this document is unlawful and offenders may be prosecuted to the fullest extent of the law.

SGS Taiwan Ltd.

No.134,Wu Kung Road, New Taipei Industrial Park, Wuku District, New Taipei City, Taiwan 24803/新北市五股區新北產業園區五工路 134 號

台灣檢驗科技股份有限公司

t (886-2) 2299-3279

f (886-2) 2298-0488

www.tw.sgs.com

Member of SGS Group

heat capacity can be measured accurately with standardized procedures ($\sim 2\%$ for c ; much better for p), there is no standard for the measurement of the conductivity. Depending on the method and liquid, the error can well exceed $\pm 5\%$.

4. Temperature rise measurements are not very sensitive and therefore are often performed at a higher power level than the E-field measurements. The nonlinearities in the system (e.g., power measurements, different components, etc.) must be considered.

Considering these problems, the possible accuracy of the calibration of E-field probes with temperature gradient measurements in a carefully designed setup is about $\pm 10\%$ (RSS) [2]. Recently, a setup which is a combination of the waveguide techniques and the thermal measurements was presented in [3]. The estimated uncertainty of the setup is $\pm 5\%$ (RSS) when the same liquid is used for the calibration and for actual measurements and $\pm 7-9\%$ (RSS) when not, which is in good agreement with the estimates given in [2].

1.9.2 Calibration with Analytical Fields

In this method a technical setup is used in which the field can be calculated analytically from measurements of other physical magnitudes (e.g., input power). This corresponds to the standard field method for probe calibration in air; however, there is no standard defined for fields in lossy liquids.

When using calculated fields in lossy liquids for probe calibration, several points must be considered in the assessment of the uncertainty:

1. The setup must enable accurate determination of the incident power.
2. The accuracy of the calculated field strength will depend on the assessment of the dielectric parameters of the liquid.
3. Due to the small wavelength in liquids with high permittivity, even small setups might be above the resonant cutoff frequencies. The field distribution in the setup must be carefully checked for conformity with the theoretical field distribution.

References

- (1) N. Kuster, Q. Balzano, and J.C. Lin, Eds., *Mobile Communications Safety*, Chapman & Hall, London, 1997.
- (2) K. Meier, M. Burkhardt, T. Schmid, and N. Kuster, "Broadband calibration of E-field probes in lossy media", *IEEE Transactions on Microwave Theory and Techniques*, vol. 44, no. 10, pp. 1954-1962, Oct. 1996.
- (3) K. Jokela, P. Hyysalo, and L. Puranen, "Calibration of specific absorption rate (SAR) probes in waveguide at 900 MHz", *IEEE Transactions on Instrumentation and Measurements*, vol. 47, no. 2, pp. 432-438, Apr. 1998.

Unless otherwise stated the results shown in this test report refer only to the sample(s) tested and such sample(s) are retained for 90 days only.

除非另有說明，此報告結果僅對測試之樣品負責，同時此樣品僅保留90天。本報告未經本公司書面許可，不可部份複製。

This document is issued by the Company subject to its General Conditions of Service printed overleaf, available on request or accessible at www.sgs.com/terms_and_conditions.htm and, for electronic format documents, subject to Terms and Conditions for Electronic Documents at www.sgs.com/terms_e-document.htm. Attention is drawn to the limitation of liability, indemnification and jurisdiction issues defined therein. Any holder of this document is advised that information contained hereon reflects the Company's findings at the time of its intervention only and within the limits of Client's instructions, if any. The Company's sole responsibility is to its Client and this document does not exonerate parties to a transaction from exercising all their rights and obligations under the transaction documents. This document cannot be reproduced except in full, without prior written approval of the Company. Any unauthorized alteration, forgery or falsification of the content or appearance of this document is unlawful and offenders may be prosecuted to the fullest extent of the law.

1.10 The SAR Measurement System

A block diagram of the SAR measurement system is given in Fig. a. This SAR measurement system uses a Computer-controlled 3-D stepper motor system (SPEAG DASY 5 professional system). Model EX3DV4 field probes are used to determine the internal electric fields. The SAR can be obtained from the equation $SAR = \sigma (|E|^2) / \rho$ where σ and ρ are the conductivity and mass density of the tissue-simulant.

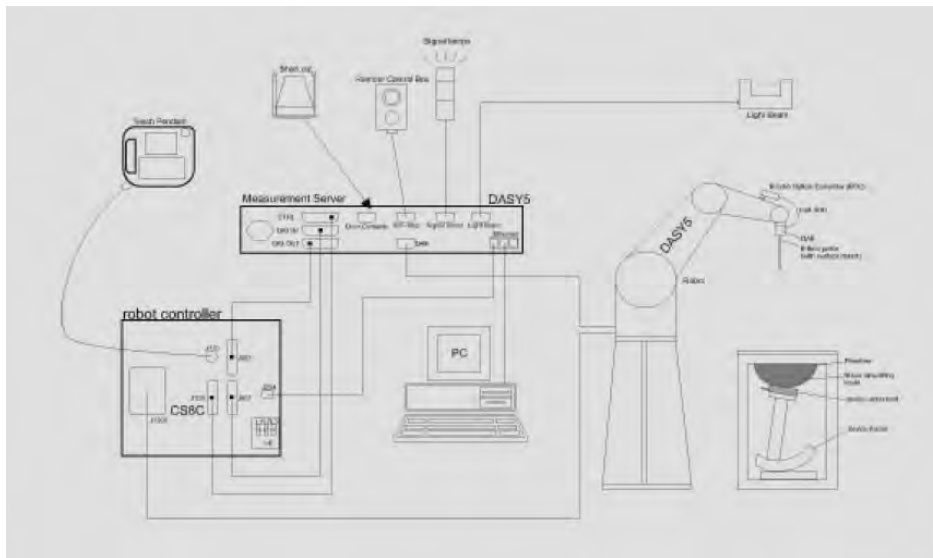


Fig. a A block diagram of the SAR measurement system

Unless otherwise stated the results shown in this test report refer only to the sample(s) tested and such sample(s) are retained for 90 days only.

除非另有說明，此報告結果僅對測試之樣品負責，同時此樣品僅保留90天。本報告未經本公司書面許可，不可部份複製。

This document is issued by the Company subject to its General Conditions of Service printed overleaf, available on request or accessible at www.sgs.com/terms_and_conditions.htm and, for electronic format documents, subject to Terms and Conditions for Electronic Documents at www.sgs.com/terms_e-document.htm. Attention is drawn to the limitation of liability, indemnification and jurisdiction issues defined therein. Any holder of this document is advised that information contained hereon reflects the Company's findings at the time of its intervention only and within the limits of Client's instructions, if any. The Company's sole responsibility is to its Client and this document does not exonerate parties to a transaction from exercising all their rights and obligations under the transaction documents. This document cannot be reproduced except in full, without prior written approval of the Company. Any unauthorized alteration, forgery or falsification of the content or appearance of this document is unlawful and offenders may be prosecuted to the fullest extent of the law.

SGS Taiwan Ltd.

No.134,Wu Kung Road, New Taipei Industrial Park, Wuku District, New Taipei City, Taiwan 24803/新北市五股區新北產業園區五工路 134 號

台灣檢驗科技股份有限公司

t (886-2) 2299-3279

f (886-2) 2298-0488

www.tw.sgs.com

Member of SGS Group

The DASY 5 system for performing compliance tests consists of the following items:

1. A standard high precision 6-axis robot (Staubli RX family) with controller, teach pendant and software. An arm extension is for accommodating the data acquisition electronics (DAE).
2. A dosimetric probe, i.e., an isotropic E-field probe optimized and calibrated for usage in tissue simulating liquid. The probe is equipped with an optical surface detector system.
3. Data acquisition electronics (DAE) which performs the signal amplification, signal multiplexing, AD-conversion, offset measurements, mechanical surface detection, collision detection, etc. The unit is battery powered with standard or rechargeable batteries. The signal is optically transmitted to the EOC.
4. The Electro-optical converter (EOC) performs the conversion between optical and electrical of the signals for the digital communication to the DAE and for the analog signal from the optical surface detection. The EOC is connected to the measurement server.
5. The function of the measurement server is to perform the time critical tasks such as signal filtering, control of the robot operation and fast movement interrupts.
6. A probe alignment unit which improves the (absolute) accuracy of the probe positioning.
7. A computer operating Windows7
8. DASY 5 software.
9. Remote control with teach pendant and additional circuitry for robot safety such as warning lamps, etc.
10. The SAM twin phantom enabling testing left-hand and right-hand usage.
11. The device holder for handheld mobile phones.
12. Tissue simulating liquid mixed according to the given recipes.
13. Validation dipole kits allowing to validate the proper functioning of the system.

Unless otherwise stated the results shown in this test report refer only to the sample(s) tested and such sample(s) are retained for 90 days only.

除非另有說明，此報告結果僅對測試之樣品負責，同時此樣品僅保留90天。本報告未經本公司書面許可，不可部份複製。

This document is issued by the Company subject to its General Conditions of Service printed overleaf, available on request or accessible at www.sgs.com/terms_and_conditions.htm and, for electronic format documents, subject to Terms and Conditions for Electronic Documents at www.sgs.com/terms_e-document.htm. Attention is drawn to the limitation of liability, indemnification and jurisdiction issues defined therein. Any holder of this document is advised that information contained hereon reflects the Company's findings at the time of its intervention only and within the limits of Client's instructions, if any. The Company's sole responsibility is to its Client and this document does not exonerate parties to a transaction from exercising all their rights and obligations under the transaction documents. This document cannot be reproduced except in full, without prior written approval of the Company. Any unauthorized alteration, forgery or falsification of the content or appearance of this document is unlawful and offenders may be prosecuted to the fullest extent of the law.

SGS Taiwan Ltd.

No.134,Wu Kung Road, New Taipei Industrial Park, Wuku District, New Taipei City, Taiwan 24803/新北市五股區新北產業園區五工路 134 號

台灣檢驗科技股份有限公司

t (886-2) 2299-3279


f (886-2) 2298-0488

www.tw.sgs.com

Member of SGS Group

1.11 System Components

EX3DV4 E-Field Probe

Construction	Symmetrical design with triangular core Built-in shielding against static charges PEEK enclosure material (resistant to organic solvents, e.g., DGBE)	
Calibration	Basic Broad Band Calibration in air Conversion Factors (CF) for HSL 750/835/1750/1900/2450/2600 MHz Additional CF for other liquids and frequencies upon request	
Frequency	10 MHz to > 6 GHz, Linearity: ± 0.6 dB	
Directivity	± 0.3 dB in HSL (rotation around probe axis) ± 0.5 dB in tissue material (rotation normal to probe axis)	
Dynamic Range	10 μ W/g to > 100 mW/g Linearity: ± 0.2 dB (noise: typically < 1 μ W/g)	
Dimensions	Tip diameter: 2.5 mm	
Application	High precision dosimetric measurements in any exposure scenario (e.g., very strong gradient fields). Only probe which enables compliance testing for frequencies up to 6 GHz with precision of better 30%.	

Unless otherwise stated the results shown in this test report refer only to the sample(s) tested and such sample(s) are retained for 90 days only.

除非另有說明，此報告結果僅對測試之樣品負責，同時此樣品僅保留90天。本報告未經本公司書面許可，不可部份複製。

This document is issued by the Company subject to its General Conditions of Service printed overleaf, available on request or accessible at www.sgs.com/terms_and_conditions.htm and, for electronic format documents, subject to Terms and Conditions for Electronic Documents at www.sgs.com/terms_e-document.htm. Attention is drawn to the limitation of liability, indemnification and jurisdiction issues defined therein. Any holder of this document is advised that information contained hereon reflects the Company's findings at the time of its intervention only and within the limits of Client's instructions, if any. The Company's sole responsibility is to its Client and this document does not exonerate parties to a transaction from exercising all their rights and obligations under the transaction documents. This document cannot be reproduced except in full, without prior written approval of the Company. Any unauthorized alteration, forgery or falsification of the content or appearance of this document is unlawful and offenders may be prosecuted to the fullest extent of the law.

SGS Taiwan Ltd.

No.134,Wu Kung Road, New Taipei Industrial Park, Wuku District, New Taipei City, Taiwan 24803/新北市五股區新北產業園區五工路 134 號

台灣檢驗科技股份有限公司


t (886-2) 2299-3279

f (886-2) 2298-0488


www.tw.sgs.com

Member of SGS Group

Phantom

Model	Twin SAM	
Construction	<p>The shell corresponds to the specifications of the Specific Anthropomorphic Mannequin (SAM) phantom defined in IEEE 1528 and IEC 62209.</p> <p>It enables the dosimetric evaluation of left and right hand phone usage as well as body mounted usage at the flat phantom region. A cover prevents evaporation of the liquid. Reference markings on the phantom allow the complete setup of all predefined phantom positions and measurement grids by manually teaching three points with the robot.</p>	
Shell Thickness	2 ± 0.2 mm	
Filling Volume	Approx. 25 liters	
Dimensions	Height: 850 mm; Length: 1000 mm; Width: 500 mm	

DEVICE HOLDER

Construction	<p>In combination with the Twin SAM Phantom V4.0/V4.0C or Twin SAM, the Mounting Device (made from POM) enables the rotation of the mounted transmitter in spherical coordinates, whereby the rotation point is the ear opening. The devices can be easily and accurately positioned according to IEC, IEEE, CENELEC, FCC or other specifications. The device holder can be locked at different phantom locations (left head, right head, flat phantom).</p>	 <p>Device Holder</p>
--------------	--	--

Unless otherwise stated the results shown in this test report refer only to the sample(s) tested and such sample(s) are retained for 90 days only.
除非另有說明，此報告結果僅對測試之樣品負責，同時此樣品僅保留90天。本報告未經本公司書面許可，不可部份複製。

This document is issued by the Company subject to its General Conditions of Service printed overleaf, available on request or accessible at www.sgs.com/terms_and_conditions.htm and, for electronic format documents, subject to Terms and Conditions for Electronic Documents at www.sgs.com/terms_e-document.htm. Attention is drawn to the limitation of liability, indemnification and jurisdiction issues defined therein. Any holder of this document is advised that information contained hereon reflects the Company's findings at the time of its intervention only and within the limits of Client's instructions, if any. The Company's sole responsibility is to its Client and this document does not exonerate parties to a transaction from exercising all their rights and obligations under the transaction documents. This document cannot be reproduced except in full, without prior written approval of the Company. Any unauthorized alteration, forgery or falsification of the content or appearance of this document is unlawful and offenders may be prosecuted to the fullest extent of the law.

SGS Taiwan Ltd.

No.134,Wu Kung Road, New Taipei Industrial Park, Wuku District, New Taipei City, Taiwan 24803/新北市五股區新北產業園區五工路 134 號

台灣檢驗科技股份有限公司

t (886-2) 2299-3279

f (886-2) 2298-0488

www.tw.sgs.com

Member of SGS Group

1.12 SAR System Verification

The microwave circuit arrangement for system verification is sketched in Fig. b. The daily system accuracy verification occurs within the flat section of the SAM phantom. A SAR measurement was performed to see if the measured SAR was within $\pm 10\%$ (according to KDB865664D01v01r04) from the target SAR values. These tests were done at 750/835/1750/1900/2450/2600 MHz. The tests were conducted on the same days as the measurement of the DUT. The obtained results from the system accuracy verification are displayed in the table 1. During the tests, the liquid depth above the ear reference points was above 15 cm ($\leq 3G$) or 10 cm ($> 3G$) in all the cases. It is seen that the system is operating within its specification, as the results are within acceptable tolerance of the reference values.

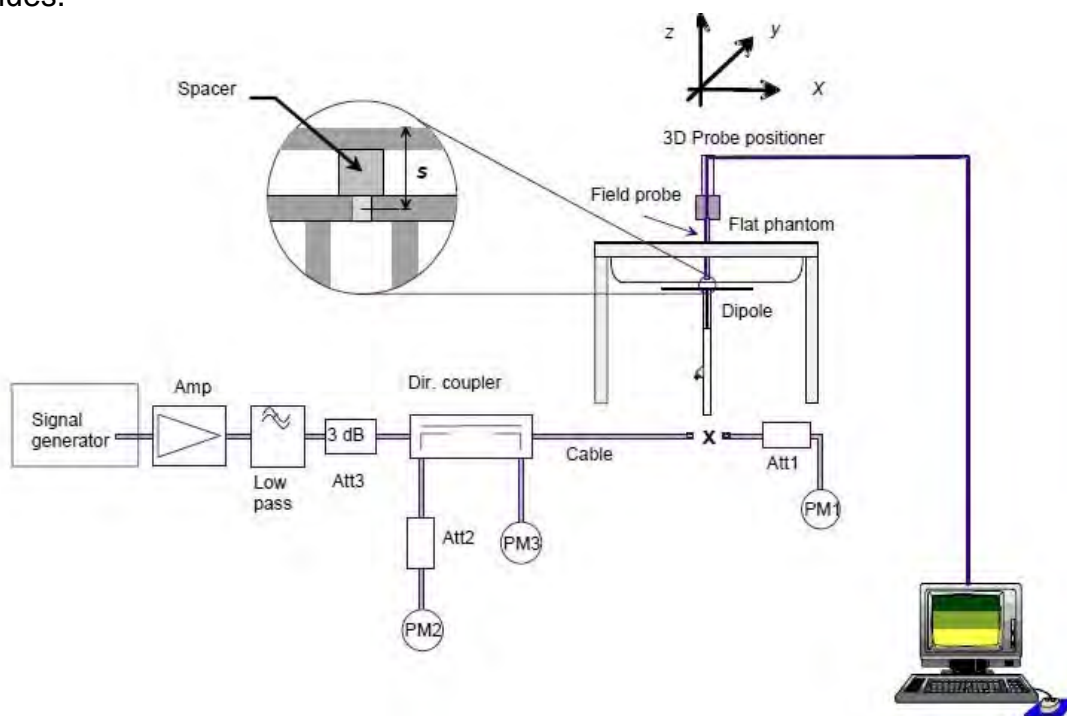


Fig. b The block diagram of system verification

Unless otherwise stated the results shown in this test report refer only to the sample(s) tested and such sample(s) are retained for 90 days only.

除非另有說明，此報告結果僅對測試之樣品負責，同時此樣品僅保留90天。本報告未經本公司書面許可，不可部份複製。

This document is issued by the Company subject to its General Conditions of Service printed overleaf, available on request or accessible at www.sgs.com/terms_and_conditions.htm and, for electronic format documents, subject to Terms and Conditions for Electronic Documents at www.sgs.com/terms_e-document.htm. Attention is drawn to the limitation of liability, indemnification and jurisdiction issues defined therein. Any holder of this document is advised that information contained hereon reflects the Company's findings at the time of its intervention only and within the limits of Client's instructions, if any. The Company's sole responsibility is to its Client and this document does not exonerate parties to a transaction from exercising all their rights and obligations under the transaction documents. This document cannot be reproduced except in full, without prior written approval of the Company. Any unauthorized alteration, forgery or falsification of the content or appearance of this document is unlawful and offenders may be prosecuted to the fullest extent of the law.

SGS Taiwan Ltd.

No.134, Wu Kung Road, New Taipei Industrial Park, Wuku District, New Taipei City, Taiwan 24803/新北市五股區新北產業園區五工路 134 號

台灣檢驗科技股份有限公司

t (886-2) 2299-3279

f (886-2) 2298-0488

www.tw.sgs.com

Member of SGS Group

Validation Kit	S/N	Frequency (MHz)		1W Target SAR-1g (mW/g)	Measured SAR-1g (mW/g)	Measured SAR-1g normalized to 1W (mW/g)	Deviation (%)	Measured Date
D750V3	1015	750	Head	8.32	2.10	8.40	0.96%	Jun. 28, 2017
			Body	8.77	2.26	9.04	3.08%	Jul. 02, 2017
D835V2	4d063	835	Head	9.4	2.41	9.64	2.55%	Jun. 29, 2017
			Body	9.57	2.44	9.76	1.99%	Jul. 03, 2017
D835V2	4d120	835	Head	9.5	2.42	9.68	1.89%	Aug. 24, 2017
			Body	9.68	2.45	9.80	1.24%	Aug. 25, 2017
D1750V2	1008	1750	Head	37.2	9.13	36.52	-1.83%	Jul. 07, 2017
			Body	37.3	8.95	35.80	-4.02%	Jul. 13, 2017
D1900V2	5d173	1900	Head	40.7	9.92	39.68	-2.51%	Jul. 08, 2017
			Body	40.2	9.88	39.52	-1.69%	Jul. 14, 2017
D2450V2	727	2450	Head	52.2	13.40	53.60	2.68%	Jul. 04, 2017
			Body	50.6	13.00	52.00	2.77%	Jul. 05, 2017
D2600V2	1005	2600	Head	55.5	13.90	55.60	0.18%	Jul. 12, 2017
			Body	55.1	13.60	54.40	-1.27%	Jul. 05, 2017

Table 1. Results of system validation

Unless otherwise stated the results shown in this test report refer only to the sample(s) tested and such sample(s) are retained for 90 days only.

除非另有說明，此報告結果僅對測試之樣品負責，同時此樣品僅保留90天。本報告未經本公司書面許可，不可部份複製。

This document is issued by the Company subject to its General Conditions of Service printed overleaf, available on request or accessible at www.sgs.com/terms_and_conditions.htm and, for electronic format documents, subject to Terms and Conditions for Electronic Documents at www.sgs.com/terms_e-document.htm. Attention is drawn to the limitation of liability, indemnification and jurisdiction issues defined therein. Any holder of this document is advised that information contained hereon reflects the Company's findings at the time of its intervention only and within the limits of Client's instructions, if any. The Company's sole responsibility is to its Client and this document does not exonerate parties to a transaction from exercising all their rights and obligations under the transaction documents. This document cannot be reproduced except in full, without prior written approval of the Company. Any unauthorized alteration, forgery or falsification of the content or appearance of this document is unlawful and offenders may be prosecuted to the fullest extent of the law.

SGS Taiwan Ltd.

No.134,Wu Kung Road, New Taipei Industrial Park, Wuku District, New Taipei City, Taiwan 24803/新北市五股區新北產業園區五工路 134 號

台灣檢驗科技股份有限公司

t (886-2) 2299-3279

f (886-2) 2298-0488

www.tw.sgs.com

Member of SGS Group

1.13 Tissue Simulant Fluid for the Frequency Band

The dielectric properties for this Head-simulant fluid were measured by using the Agilent Model 85070E Dielectric Probe (rates frequency band 200 MHz to 20 GHz) in conjunction with Network Analyzer.

All dielectric parameters of tissue simulates were measured within 24 hours of SAR measurements. The depth of the tissue simulant in the flat section of the phantom was at least 15 cm ($\leq 3G$) or 10 cm ($> 3G$) during all tests. (Appendix Fig. 2)

Tissue Type	Measurement Date	Measured Frequency (MHz)	Target Dielectric Constant, ϵ_r	Target Conductivity, σ (S/m)	Measured Dielectric Constant, ϵ_r	Measured Conductivity, σ (S/m)	% dev ϵ_r	% dev σ
Head	Jun. 28, 2017	704	42.181	0.890	41.964	0.852	0.51%	4.25%
		707.5	42.162	0.890	41.941	0.854	0.52%	4.05%
		709	42.155	0.890	41.933	0.854	0.53%	4.06%
		710	42.149	0.890	41.927	0.855	0.53%	3.96%
		711	42.144	0.890	41.919	0.855	0.53%	3.97%
		750	41.942	0.893	41.695	0.861	0.59%	3.62%
	Jun. 29, 2017	824.2	41.556	0.899	42.087	0.867	-1.28%	3.58%
		826.4	41.545	0.899	42.071	0.868	-1.27%	3.48%
		829	41.531	0.900	42.056	0.869	-1.26%	3.39%
		835	41.500	0.900	42.025	0.870	-1.27%	3.33%
		836.5	41.500	0.902	42.019	0.872	-1.25%	3.28%
		836.6	41.500	0.902	42.019	0.872	-1.25%	3.30%
		842	41.500	0.908	42.013	0.879	-1.24%	3.14%
		844	41.500	0.910	42.011	0.882	-1.23%	3.04%
		846.6	41.500	0.912	42.009	0.884	-1.23%	3.12%
		848.8	41.500	0.915	42.006	0.887	-1.22%	3.05%
	Jul. 07, 2017	1712.4	40.138	1.349	39.933	1.309	0.51%	2.99%
		1720	40.126	1.354	39.917	1.314	0.52%	2.93%
		1732	40.107	1.361	39.898	1.322	0.52%	2.86%
		1732.4	40.107	1.361	39.898	1.322	0.52%	2.86%
		1745	40.087	1.368	39.874	1.329	0.53%	2.86%
		1750	40.079	1.371	39.861	1.332	0.54%	2.85%
		1752.6	40.075	1.373	39.854	1.334	0.55%	2.81%
	Jul. 08, 2017	1850.2	40.000	1.400	40.209	1.342	-0.52%	4.14%
		1852.4	40.000	1.400	40.206	1.344	-0.52%	4.00%
		1860	40.000	1.400	40.150	1.353	-0.37%	3.36%
		1880	40.000	1.400	40.129	1.375	-0.32%	1.79%
		1900	40.000	1.400	40.107	1.396	-0.27%	0.29%
		1907.6	40.000	1.400	39.999	1.405	0.00%	-0.36%
		1909.8	40.000	1.400	39.997	1.407	0.01%	-0.50%

Unless otherwise stated the results shown in this test report refer only to the sample(s) tested and such sample(s) are retained for 90 days only.

除非另有說明，此報告結果僅對測試之樣品負責，同時此樣品僅保留90天。本報告未經本公司書面許可，不可部份複製。

This document is issued by the Company subject to its General Conditions of Service printed overleaf, available on request or accessible at www.sgs.com/terms_and_conditions.htm and, for electronic format documents, subject to Terms and Conditions for Electronic Documents at www.sgs.com/terms_e-document.htm. Attention is drawn to the limitation of liability, indemnification and jurisdiction issues defined therein. Any holder of this document is advised that information contained hereon reflects the Company's findings at the time of its intervention only and within the limits of Client's instructions, if any. The Company's sole responsibility is to its Client and this document does not exonerate parties to a transaction from exercising all their rights and obligations under the transaction documents. This document cannot be reproduced except in full, without prior written approval of the Company. Any unauthorized alteration, forgery or falsification of the content or appearance of this document is unlawful and offenders may be prosecuted to the fullest extent of the law.

SGS Taiwan Ltd.

No.134,Wu Kung Road, New Taipei Industrial Park, Wuku District, New Taipei City, Taiwan 24803/新北市五股區新北產業園區五工路 134 號

台灣檢驗科技股份有限公司

t (886-2) 2299-3279

f (886-2) 2298-0488

www.tw.sgs.com

Member of SGS Group

Tissue Type	Measurement Date	Measured Frequency (MHz)	Target Dielectric Constant, ϵ_r	Target Conductivity, σ (S/m)	Measured Dielectric Constant, ϵ_r	Measured Conductivity, σ (S/m)	% dev ϵ_r	% dev σ
Head	Jul. 04, 2017	2412	39.268	1.766	38.208	1.787	2.70%	-1.18%
		2437	39.223	1.788	38.159	1.820	2.71%	-1.76%
		2450	39.200	1.800	38.135	1.832	2.72%	-1.78%
		2462	39.185	1.813	38.114	1.847	2.73%	-1.87%
	Jul. 12, 2017	2510	39.124	1.865	39.202	1.875	-0.20%	-0.51%
		2535	39.092	1.893	39.173	1.904	-0.21%	-0.60%
		2560	39.060	1.920	39.144	1.934	-0.22%	-0.73%
		2580	39.035	1.942	39.121	1.957	-0.22%	-0.78%
		2595	39.015	1.958	39.104	1.974	-0.23%	-0.81%
		2600	39.009	1.964	39.098	1.981	-0.23%	-0.88%
		2610	38.996	1.975	39.086	1.992	-0.23%	-0.86%
Body	Jul. 02, 2017	704	55.710	0.960	54.772	0.932	1.68%	2.90%
		707.5	55.697	0.960	54.753	0.933	1.69%	2.82%
		709	55.691	0.960	54.742	0.934	1.70%	2.73%
		710	55.687	0.960	54.728	0.934	1.72%	2.73%
		711	55.683	0.960	54.717	0.934	1.74%	2.74%
		750	55.531	0.963	54.561	0.939	1.75%	2.53%
	Jul. 03, 2017	824.2	55.242	0.969	53.362	1.000	3.40%	-3.18%
		826.4	55.234	0.969	53.349	1.001	3.41%	-3.27%
		829	55.223	0.970	53.333	1.003	3.42%	-3.45%
		835	55.200	0.970	53.305	1.005	3.43%	-3.61%
		836.5	55.195	0.972	53.299	1.007	3.44%	-3.62%
		836.6	55.195	0.972	53.299	1.007	3.44%	-3.60%
		844	55.172	0.981	53.200	1.016	3.57%	-3.56%
		846.6	55.164	0.984	53.192	1.019	3.58%	-3.53%
		848.8	55.158	0.987	53.179	1.021	3.59%	-3.45%
	Jul. 13, 2017	1712.4	53.531	1.465	53.900	1.406	-0.69%	4.01%
		1720	53.511	1.469	53.884	1.411	-0.70%	3.98%
		1732.4	53.478	1.477	53.851	1.419	-0.70%	3.95%
		1732.5	53.478	1.477	53.851	1.419	-0.70%	3.95%
		1745	53.445	1.485	53.822	1.427	-0.71%	3.92%
		1750	53.432	1.488	53.814	1.431	-0.72%	3.86%
		1752.6	53.425	1.490	53.807	1.434	-0.72%	3.76%
	Jul. 14, 2017	1850.2	53.300	1.520	52.927	1.474	0.70%	3.03%
		1852.4	53.300	1.520	52.919	1.476	0.71%	2.89%
		1880	53.300	1.520	52.762	1.504	1.01%	1.05%
		1900	53.300	1.520	52.750	1.524	1.03%	-0.26%
		1907.6	53.300	1.520	52.739	1.531	1.05%	-0.72%
		1909.8	53.300	1.520	52.736	1.534	1.06%	-0.92%

Unless otherwise stated the results shown in this test report refer only to the sample(s) tested and such sample(s) are retained for 90 days only.

除非另有說明，此報告結果僅對測試之樣品負責，同時此樣品僅保留90天。本報告未經本公司書面許可，不可部份複製。

This document is issued by the Company subject to its General Conditions of Service printed overleaf, available on request or accessible at www.sgs.com/terms_and_conditions.htm and, for electronic format documents, subject to Terms and Conditions for Electronic Documents at www.sgs.com/terms_e-document.htm. Attention is drawn to the limitation of liability, indemnification and jurisdiction issues defined therein. Any holder of this document is advised that information contained hereon reflects the Company's findings at the time of its intervention only and within the limits of Client's instructions, if any. The Company's sole responsibility is to its Client and this document does not exonerate parties to a transaction from exercising all their rights and obligations under the transaction documents. This document cannot be reproduced except in full, without prior written approval of the Company. Any unauthorized alteration, forgery or falsification of the content or appearance of this document is unlawful and offenders may be prosecuted to the fullest extent of the law.

SGS Taiwan Ltd.

No.134,Wu Kung Road, New Taipei Industrial Park, Wuku District, New Taipei City, Taiwan 24803/新北市五股區新北產業園區五工路 134 號

台灣檢驗科技股份有限公司

t (886-2) 2299-3279

f (886-2) 2298-0488

www.tw.sgs.com

Member of SGS Group

Tissue Type	Measurement Date	Measured Frequency (MHz)	Target Dielectric Constant, ϵ_r	Target Conductivity, σ (S/m)	Measured Dielectric Constant, ϵ_r	Measured Conductivity, σ (S/m)	% dev ϵ_r	% dev σ
Body	Jul. 05, 2017	2412	52.751	1.914	52.415	1.907	0.64%	0.35%
		2437	52.717	1.938	52.373	1.931	0.65%	0.34%
		2450	52.700	1.950	52.351	1.944	0.66%	0.31%
		2462	52.685	1.967	52.331	1.962	0.67%	0.26%
	Jul. 05, 2017	2510	52.624	2.035	51.594	2.082	1.96%	-2.31%
		2535	52.592	2.071	51.555	2.118	1.97%	-2.29%
		2560	52.560	2.106	51.521	2.153	1.98%	-2.23%
		2580	52.535	2.134	51.486	2.181	2.00%	-2.19%
		2595	52.515	2.156	51.462	2.202	2.01%	-2.15%
		2600	52.509	2.163	51.450	2.209	2.02%	-2.14%
		2610	52.496	2.177	51.429	2.223	2.03%	-2.11%
Tissue Type	Measurement Date	Measured Frequency (MHz)	Target Dielectric Constant, ϵ_r	Target Conductivity, σ (S/m)	Measured Dielectric Constant, ϵ_r	Measured Conductivity, σ (S/m)	% dev ϵ_r	% dev σ
Head	Aug. 24, 2017	829	41.531	0.900	41.757	0.911	-0.54%	-1.27%
		835	41.500	0.900	41.721	0.918	-0.53%	-2.00%
		844	41.500	0.910	41.712	0.930	-0.51%	-2.23%
Body	Aug. 25, 2017	829	55.223	0.970	54.591	1.000	1.15%	-3.14%
		835	55.200	0.970	54.562	1.006	1.16%	-3.71%
		844	55.172	0.981	54.529	1.011	1.17%	-3.05%

Table 2. Dielectric Parameters of Tissue Simulant Fluid

Unless otherwise stated the results shown in this test report refer only to the sample(s) tested and such sample(s) are retained for 90 days only.

除非另有說明，此報告結果僅對測試之樣品負責，同時此樣品僅保留90天。本報告未經本公司書面許可，不可部份複製。

This document is issued by the Company subject to its General Conditions of Service printed overleaf, available on request or accessible at www.sgs.com/terms_and_conditions.htm and, for electronic format documents, subject to Terms and Conditions for Electronic Documents at www.sgs.com/terms_e-document.htm. Attention is drawn to the limitation of liability, indemnification and jurisdiction issues defined therein. Any holder of this document is advised that information contained hereon reflects the Company's findings at the time of its intervention only and within the limits of Client's instructions, if any. The Company's sole responsibility is to its Client and this document does not exonerate parties to a transaction from exercising all their rights and obligations under the transaction documents. This document cannot be reproduced except in full, without prior written approval of the Company. Any unauthorized alteration, forgery or falsification of the content or appearance of this document is unlawful and offenders may be prosecuted to the fullest extent of the law.

The composition of the tissue simulating liquid:

Frequency (MHz)	Mode	Ingredient						Total amount
		DGMBE	Water	Salt	Preventol D-7	Cellulose	Sugar	
750	Head	—	532.98 g	18.3 g	2.4 g	3.2 g	766 g	1.3L(Kg)
	Body	—	631.68 g	11.72 g	1.2 g	—	600 g	1.0L(Kg)
850	Head	—	532.98 g	18.3 g	2.4 g	3.2 g	766 g	1.3L(Kg)
	Body	—	631.68 g	11.72 g	1.2 g	—	600 g	1.0L(Kg)
1750	Head	444.52 g	552.42 g	3.06 g	—	—	—	1.0L(Kg)
	Body	300.67 g	716.56 g	4.0 g	—	—	—	1.0L(Kg)
1900	Head	444.52 g	552.42 g	3.06 g	—	—	—	1.0L(Kg)
	Body	300.67 g	716.56 g	4.0 g	—	—	—	1.0L(Kg)
2450	Head	550ml	450ml	—	—	—	—	1.0L(Kg)
	Body	301.7ml	698.3ml	—	—	—	—	1.0L(Kg)
2600	Head	550ml	450ml	—	—	—	—	1.0L(Kg)
	Body	301.7ml	698.3ml	—	—	—	—	1.0L(Kg)

Table 3. Recipes for tissue simulating liquid

Unless otherwise stated the results shown in this test report refer only to the sample(s) tested and such sample(s) are retained for 90 days only.

除非另有說明，此報告結果僅對測試之樣品負責，同時此樣品僅保留90天。本報告未經本公司書面許可，不可部份複製。

This document is issued by the Company subject to its General Conditions of Service printed overleaf, available on request or accessible at www.sgs.com/terms_and_conditions.htm and, for electronic format documents, subject to Terms and Conditions for Electronic Documents at www.sgs.com/terms_e-document.htm. Attention is drawn to the limitation of liability, indemnification and jurisdiction issues defined therein. Any holder of this document is advised that information contained hereon reflects the Company's findings at the time of its intervention only and within the limits of Client's instructions, if any. The Company's sole responsibility is to its Client and this document does not exonerate parties to a transaction from exercising all their rights and obligations under the transaction documents. This document cannot be reproduced except in full, without prior written approval of the Company. Any unauthorized alteration, forgery or falsification of the content or appearance of this document is unlawful and offenders may be prosecuted to the fullest extent of the law.

SGS Taiwan Ltd.

No.134,Wu Kung Road, New Taipei Industrial Park, Wuku District, New Taipei City, Taiwan 24803/新北市五股區新北產業園區五工路 134 號

台灣檢驗科技股份有限公司

t (886-2) 2299-3279

f (886-2) 2298-0488

www.tw.sgs.com

Member of SGS Group

1.14 Test Standards and Limits

According to FCC 47CFR §2.1093(d) The limits to be used for evaluation are based generally on criteria published by the American National Standards Institute (ANSI) for localized specific absorption rate ("SAR") in Section 4.2 of "IEEE Standard for Safety Levels with Respect to Human Exposure to Radio Frequency Electromagnetic Fields, 3 kHz to 300 GHz," ANSI/IEEE C95.1, By the Institute of Electrical and Electronics Engineers, Inc., New York, New York 10017.

These criteria for SAR evaluation are similar to those recommended by the National Council on Radiation Protection and Measurements (NCRP) in "Biological Effects and Exposure Criteria for Radio frequency Electromagnetic Fields," NCRP Report No. 86, Section 17.4.5. Copyright NCRP, 1986, Bethesda, Maryland 20814. SAR is a measure of the rate of energy absorption due to exposure to an RF transmitting source. SAR values have been related to threshold levels for potential biological hazards. The criteria to be used are specified in paragraphs (d)(1) and (d)(2) of this section and shall apply for portable devices transmitting in the frequency range from 100 kHz to 6 GHz. Portable devices that transmit at frequencies above 6 GHz are to be evaluated in terms of the MPE limits specified in § 1.1310 of this chapter.

Measurements and calculations to demonstrate compliance with MPE field strength or power density limits for devices operating above 6 GHz should be made at a minimum distance of 5 cm from the radiating source.

1. Limits for Occupational/Controlled exposure: 0.4 W/kg as averaged over the whole-body and spatial peak SAR not exceeding 8 W/kg as averaged over any 1 gram of tissue (defined as a tissue volume in the shape of a cube). Exceptions are the hands, wrists, feet and ankles where the spatial peak SAR shall not exceed 20 W/kg, as averaged over a 10 grams of tissue (defined as a tissue volume in the shape of a cube).

Occupational/Controlled limits apply when persons are exposed as a consequence of their employment provided these persons are fully aware of and exercise control over their exposure. Awareness of exposure can be accomplished by use of warning labels or by specific training or education through appropriate means, such as an RF safety program in a work environment.

2. Limits for General Population/Uncontrolled exposure: 0.08 W/kg as averaged over the whole-body and spatial peak SAR not exceeding 1.6 W/kg as averaged over any 1 gram of tissue (defined as a tissue volume in the shape of a cube).

Unless otherwise stated the results shown in this test report refer only to the sample(s) tested and such sample(s) are retained for 90 days only.

除非另有說明，此報告結果僅對測試之樣品負責，同時此樣品僅保留90天。本報告未經本公司書面許可，不可部份複製。

This document is issued by the Company subject to its General Conditions of Service printed overleaf, available on request or accessible at www.sgs.com/terms_and_conditions.htm and, for electronic format documents, subject to Terms and Conditions for Electronic Documents at www.sgs.com/terms_e-document.htm. Attention is drawn to the limitation of liability, indemnification and jurisdiction issues defined therein. Any holder of this document is advised that information contained hereon reflects the Company's findings at the time of its intervention only and within the limits of Client's instructions, if any. The Company's sole responsibility is to its Client and this document does not exonerate parties to a transaction from exercising all their rights and obligations under the transaction documents. This document cannot be reproduced except in full, without prior written approval of the Company. Any unauthorized alteration, forgery or falsification of the content or appearance of this document is unlawful and offenders may be prosecuted to the fullest extent of the law.

SGS Taiwan Ltd.

No.134,Wu Kung Road, New Taipei Industrial Park, Wuku District, New Taipei City, Taiwan 24803/新北市五股區新北產業園區五工路 134 號

台灣檢驗科技股份有限公司

t (886-2) 2299-3279

f (886-2) 2298-0488

www.tw.sgs.com

Member of SGS Group

Exceptions are the hands, wrists, feet and ankles where the spatial peak SAR shall not exceed 4 W/kg, as averaged over any 10 grams of tissue (defined as a tissue volume in the shape of a cube).

General Population/Uncontrolled limits apply when the general public may be exposed, or when persons that are exposed as a consequence of their employment may not be fully aware of the potential for exposure or do not exercise control over their exposure.

Warning labels placed on consumer devices such as cellular telephones will not be sufficient reason to allow these devices to be evaluated subject to limits for occupational/controlled exposure in paragraph (d)(1) of this section.(Table .6)

Human Exposure	Uncontrolled Environment General Population	Controlled Environment Occupational
Spatial Peak SAR (Brain)	1.60 W/kg	8.00 W/kg
Spatial Average SAR (Whole Body)	0.08 W/kg	0.40 W/kg
Spatial Peak SAR (Hands/Feet/Ankle/Wrist)	4.00 W/kg	20.00 W/kg

Table 4. RF exposure limits

Notes:

1. Uncontrolled environments are defined as locations where there is potential exposure of individuals who have no knowledge or control of their potential exposure.
2. Controlled environments are defined as locations where there is potential exposure of individuals who have knowledge of their potential exposure and can exercise control over their exposure.

Unless otherwise stated the results shown in this test report refer only to the sample(s) tested and such sample(s) are retained for 90 days only.

除非另有說明，此報告結果僅對測試之樣品負責，同時此樣品僅保留90天。本報告未經本公司書面許可，不可部份複製。

This document is issued by the Company subject to its General Conditions of Service printed overleaf, available on request or accessible at www.sgs.com/terms_and_conditions.htm and, for electronic format documents, subject to Terms and Conditions for Electronic Documents at www.sgs.com/terms_e-document.htm. Attention is drawn to the limitation of liability, indemnification and jurisdiction issues defined therein. Any holder of this document is advised that information contained hereon reflects the Company's findings at the time of its intervention only and within the limits of Client's instructions, if any. The Company's sole responsibility is to its Client and this document does not exonerate parties to a transaction from exercising all their rights and obligations under the transaction documents. This document cannot be reproduced except in full, without prior written approval of the Company. Any unauthorized alteration, forgery or falsification of the content or appearance of this document is unlawful and offenders may be prosecuted to the fullest extent of the law.

SGS Taiwan Ltd.

No.134,Wu Kung Road, New Taipei Industrial Park, Wuku District, New Taipei City, Taiwan 24803/新北市五股區新北產業園區五工路 134 號

台灣檢驗科技股份有限公司

t (886-2) 2299-3279

f (886-2) 2298-0488

www.tw.sgs.com

Member of SGS Group

2. Summary of Results

GSM 850

The data of TA-1035 from the FCC ID: 2AJOTTA-1035.

Mode	Position	Distance (mm)	CH	Freq. (MHz)	Max. Rated Avg. Power + Max. Tolerance (dBm)	Measured Avg. Power (dBm)	Scaling	Averaged SAR over 1g (W/kg)		Plot page
								Measured	Reported	
Head (GSM)	Re Cheek	-	190	836.6	34.50	33.67	21.06%	0.245	0.297	-
	Re Tilt	-	190	836.6	34.50	33.67	21.06%	0.113	0.137	-
	Le Cheek	-	190	836.6	34.50	33.67	21.06%	0.263	0.318	106
	Le Tilt	-	190	836.6	34.50	33.67	21.06%	0.094	0.114	-
Body-worn (GSM)	Front side	15	190	836.6	34.50	33.67	21.06%	0.260	0.315	107
	Back side	15	190	836.6	34.50	33.67	21.06%	0.259	0.314	-
Hotspot (GPRS) <1Dn1Up>	Front side	10	190	836.6	34.50	33.67	21.06%	0.449	0.544	108
	Back side	10	190	836.6	34.50	33.67	21.06%	0.414	0.501	-
	Bottom side	10	190	836.6	34.50	33.67	21.06%	0.206	0.249	-
	Right side	10	190	836.6	34.50	33.67	21.06%	0.224	0.271	-
	Left side	10	190	836.6	34.50	33.67	21.06%	0.269	0.326	-

Tested TA-1023 SAR at the worst case position of TA-1035.

Mode	Position	Distance (mm)	CH	Freq. (MHz)	Max. Rated Avg. Power + Max. Tolerance (dBm)	Measured Avg. Power (dBm)	Scaling	Averaged SAR over 1g (W/kg)		Plot page
								Measured	Reported	
Head (GSM)	Le Cheek	-	190	836.6	34.50	33.67	21.06%	0.248	0.300	-
Body-worn (GSM)	Front side	15	190	836.6	34.50	33.67	21.06%	0.241	0.292	-
Hotspot (GPRS) <1Dn1Up>	Front side	10	190	836.6	34.50	33.67	21.06%	0.421	0.510	-

Unless otherwise stated the results shown in this test report refer only to the sample(s) tested and such sample(s) are retained for 90 days only.

除非另有說明，此報告結果僅對測試之樣品負責，同時此樣品僅保留90天。本報告未經本公司書面許可，不可部份複製。

This document is issued by the Company subject to its General Conditions of Service printed overleaf, available on request or accessible at www.sgs.com/terms_and_conditions.htm and, for electronic format documents, subject to Terms and Conditions for Electronic Documents at www.sgs.com/terms_e-document.htm. Attention is drawn to the limitation of liability, indemnification and jurisdiction issues defined therein. Any holder of this document is advised that information contained hereon reflects the Company's findings at the time of its intervention only and within the limits of Client's instructions, if any. The Company's sole responsibility is to its Client and this document does not exonerate parties to a transaction from exercising all their rights and obligations under the transaction documents. This document cannot be reproduced except in full, without prior written approval of the Company. Any unauthorized alteration, forgery or falsification of the content or appearance of this document is unlawful and offenders may be prosecuted to the fullest extent of the law.

SGS Taiwan Ltd.

No.134,Wu Kung Road, New Taipei Industrial Park, Wuku District, New Taipei City, Taiwan 24803/新北市五股區新北產業園區五工路 134 號

台灣檢驗科技股份有限公司

t (886-2) 2299-3279

f (886-2) 2298-0488

www.tw.sgs.com

Member of SGS Group

GSM 1900

The data of TA-1035 from the FCC ID: 2AJOTTA-1035.

Mode	Position	Distance (mm)	CH	Freq. (MHz)	Max. Rated Avg. Power + Max. Tolerance (dBm)	Measured Avg. Power (dBm)	Scaling	Averaged SAR over 1g (W/kg)		Plot page
								Measured	Reported	
Head (GSM)	Re Cheek	-	810	1909.8	31.50	30.82	16.95%	0.141	0.165	109
	Re Tilt	-	810	1909.8	31.50	30.82	16.95%	0.039	0.046	-
	Le Cheek	-	810	1909.8	31.50	30.82	16.95%	0.094	0.110	-
	Le Tilt	-	810	1909.8	31.50	30.82	16.95%	0.053	0.062	-
Body-worn (GSM)	Front side	15	810	1909.8	31.50	30.82	16.95%	0.209	0.244	110
	Back side	15	810	1909.8	31.50	30.82	16.95%	0.144	0.168	-
Hotspot (GPRS) <1Dn4Up>	Front side	10	512	1850.2	26.50	25.61	22.74%	0.396	0.486	-
	Back side	10	512	1850.2	26.50	25.61	22.74%	0.255	0.313	-
	Bottom side	10	512	1850.2	26.50	25.61	22.74%	0.717	0.880	111
	Bottom side	10	661	1880	26.50	25.46	27.06%	0.643	0.817	-
	Bottom side	10	810	1909.8	26.50	25.54	24.74%	0.656	0.818	-
	Right side	10	512	1850.2	26.50	25.61	22.74%	0.072	0.088	-
	Left side	10	512	1850.2	26.50	25.61	22.74%	0.058	0.071	-

Tested TA-1023 SAR at the worst case position of TA-1035.

Mode	Position	Distance (mm)	CH	Freq. (MHz)	Max. Rated Avg. Power + Max. Tolerance (dBm)	Measured Avg. Power (dBm)	Scaling	Averaged SAR over 1g (W/kg)		Plot page
								Measured	Reported	
Head (GSM)	Re Cheek	-	810	1909.8	31.50	30.82	16.95%	0.107	0.125	-
Body-worn (GSM)	Front side	15	810	1909.8	31.50	30.82	16.95%	0.190	0.222	-
Hotspot (GPRS) <1Dn4Up>	Bottom side	10	512	1850.2	26.50	25.61	22.74%	0.611	0.750	-

Unless otherwise stated the results shown in this test report refer only to the sample(s) tested and such sample(s) are retained for 90 days only.

除非另有說明，此報告結果僅對測試之樣品負責，同時此樣品僅保留90天。本報告未經本公司書面許可，不可部份複製。

This document is issued by the Company subject to its General Conditions of Service printed overleaf, available on request or accessible at www.sgs.com/terms_and_conditions.htm and, for electronic format documents, subject to Terms and Conditions for Electronic Documents at www.sgs.com/terms_e-document.htm. Attention is drawn to the limitation of liability, indemnification and jurisdiction issues defined therein. Any holder of this document is advised that information contained hereon reflects the Company's findings at the time of its intervention only and within the limits of Client's instructions, if any. The Company's sole responsibility is to its Client and this document does not exonerate parties to a transaction from exercising all their rights and obligations under the transaction documents. This document cannot be reproduced except in full, without prior written approval of the Company. Any unauthorized alteration, forgery or falsification of the content or appearance of this document is unlawful and offenders may be prosecuted to the fullest extent of the law.

SGS Taiwan Ltd.

No.134,Wu Kung Road, New Taipei Industrial Park, Wuku District, New Taipei City, Taiwan 24803/新北市五股區新北產業園區五工路 134 號

台灣檢驗科技股份有限公司

t (886-2) 2299-3279

f (886-2) 2298-0488

www.tw.sgs.com

Member of SGS Group

WCDMA Band II – RMC 12.2Kbps

The data of TA-1035 from the FCC ID: 2AJOTTA-1035.

Mode	Position	Distance (mm)	CH	Freq. (MHz)	Max. Rated Avg. Power + Max. Tolerance (dBm)	Measured Avg. Power (dBm)	Scaling	Averaged SAR over 1g (W/kg)		Plot page
								Measured	Reported	
Head	RE Cheek	-	9262	1852.4	23.5	23.43	1.62%	0.158	0.161	112
	RE Tilt	-	9262	1852.4	23.5	23.43	1.62%	0.038	0.039	-
	LE Cheek	-	9262	1852.4	23.5	23.43	1.62%	0.109	0.111	-
	LE Tilt	-	9262	1852.4	23.5	23.43	1.62%	0.067	0.068	-
Hotspot	Front side	10	9262	1852.4	23.5	23.43	1.62%	0.644	0.654	-
	Back side	10	9262	1852.4	23.5	23.43	1.62%	0.450	0.457	-
	Bottom side	10	9262	1852.4	23.5	23.43	1.62%	1.050	1.067	-
	Bottom side	10	9400	1880	23.5	23.05	10.92%	1.110	1.231	113
	Bottom side*	10	9400	1880	23.5	23.05	10.92%	1.100	1.220	-
	Bottom side	10	9538	1907.6	23.5	22.91	14.55%	1.070	1.226	-
	Right side	10	9262	1852.4	23.5	23.43	1.62%	0.119	0.121	-
	Left side	10	9262	1852.4	23.5	23.43	1.62%	0.097	0.099	-

* - repeated at the highest SAR measurement according to the KDB 865664 D01

Tested TA-1023 SAR at the worst case position of TA-1035.

Mode	Position	Distance (mm)	CH	Freq. (MHz)	Max. Rated Avg. Power + Max. Tolerance (dBm)	Measured Avg. Power (dBm)	Scaling	Averaged SAR over 1g (W/kg)		Plot page
								Measured	Reported	
Head	RE Cheek	-	9262	1852.4	23.5	23.43	1.62%	0.134	0.136	-
Hotspot	Bottom side	10	9400	1880	23.5	23.05	10.92%	0.968	1.074	-

Unless otherwise stated the results shown in this test report refer only to the sample(s) tested and such sample(s) are retained for 90 days only.

除非另有說明，此報告結果僅對測試之樣品負責，同時此樣品僅保留90天。本報告未經本公司書面許可，不可部份複製。

This document is issued by the Company subject to its General Conditions of Service printed overleaf, available on request or accessible at www.sgs.com/terms_and_conditions.htm and, for electronic format documents, subject to Terms and Conditions for Electronic Documents at www.sgs.com/terms_e-document.htm. Attention is drawn to the limitation of liability, indemnification and jurisdiction issues defined therein. Any holder of this document is advised that information contained hereon reflects the Company's findings at the time of its intervention only and within the limits of Client's instructions, if any. The Company's sole responsibility is to its Client and this document does not exonerate parties to a transaction from exercising all their rights and obligations under the transaction documents. This document cannot be reproduced except in full, without prior written approval of the Company. Any unauthorized alteration, forgery or falsification of the content or appearance of this document is unlawful and offenders may be prosecuted to the fullest extent of the law.

SGS Taiwan Ltd.

No.134,Wu Kung Road, New Taipei Industrial Park, Wuku District, New Taipei City, Taiwan 24803/新北市五股區新北產業園區五工路 134 號

台灣檢驗科技股份有限公司

t (886-2) 2299-3279

f (886-2) 2298-0488

www.tw.sgs.com

Member of SGS Group

WCDMA Band IV – RMC 12.2Kbps

The data of TA-1035 from the FCC ID: 2AJOTTA-1035.

Mode	Position	Distance (mm)	CH	Freq. (MHz)	Max. Rated Avg. Power + Max. Tolerance (dBm)	Measured Avg. Power (dBm)	Scaling	Averaged SAR over 1g (W/kg)		Plot page
								Measured	Reported	
Head	RE Cheek	-	1412	1732.4	24.5	24.32	4.23%	0.250	0.261	114
	RE Tilt	-	1412	1732.4	24.5	24.32	4.23%	0.083	0.087	-
	LE Cheek	-	1412	1732.4	24.5	24.32	4.23%	0.177	0.184	-
	LE Tilt	-	1412	1732.4	24.5	24.32	4.23%	0.069	0.072	-
Body-worn	Front side	15	1412	1732.4	24.5	24.32	4.23%	0.470	0.490	115
	Back side	15	1412	1732.4	24.5	24.32	4.23%	0.327	0.341	-
Hotspot	Front side	10	1513	1752.6	23	22.93	1.62%	0.610	0.620	-
	Back side	10	1513	1752.6	23	22.93	1.62%	0.439	0.446	-
	Bottom side	10	1312	1712.4	23	22.76	5.68%	1.210	1.279	116
	Bottom side*	10	1312	1712.4	23	22.76	5.68%	1.200	1.268	-
	Bottom side	10	1412	1732.4	23	22.80	4.71%	1.200	1.257	-
	Bottom side	10	1513	1752.6	23	22.93	1.62%	1.180	1.199	-
	Right side	10	1513	1752.6	23	22.93	1.62%	0.169	0.172	-
	Left side	10	1513	1752.6	23	22.93	1.62%	0.075	0.076	-

* - repeated at the highest SAR measurement according to the KDB 865664 D01

Tested TA-1023 SAR at the worst case position of TA-1035.

Mode	Position	Distance (mm)	CH	Freq. (MHz)	Max. Rated Avg. Power + Max. Tolerance (dBm)	Measured Avg. Power (dBm)	Scaling	Averaged SAR over 1g (W/kg)		Plot page
								Measured	Reported	
Head	RE Cheek	-	1412	1732.4	24.5	24.32	4.23%	0.200	0.208	-
Body-worn	Front side	15	1412	1732.4	24.5	24.32	4.23%	0.397	0.414	-
Hotspot	Bottom side	10	1312	1712.4	23	22.76	5.68%	0.919	0.971	-

Unless otherwise stated the results shown in this test report refer only to the sample(s) tested and such sample(s) are retained for 90 days only.

除非另有說明，此報告結果僅對測試之樣品負責，同時此樣品僅保留90天。本報告未經本公司書面許可，不可部份複製。

This document is issued by the Company subject to its General Conditions of Service printed overleaf, available on request or accessible at www.sgs.com/terms_and_conditions.htm and, for electronic format documents, subject to Terms and Conditions for Electronic Documents at www.sgs.com/terms_e-document.htm. Attention is drawn to the limitation of liability, indemnification and jurisdiction issues defined therein. Any holder of this document is advised that information contained hereon reflects the Company's findings at the time of its intervention only and within the limits of Client's instructions, if any. The Company's sole responsibility is to its Client and this document does not exonerate parties to a transaction from exercising all their rights and obligations under the transaction documents. This document cannot be reproduced except in full, without prior written approval of the Company. Any unauthorized alteration, forgery or falsification of the content or appearance of this document is unlawful and offenders may be prosecuted to the fullest extent of the law.

SGS Taiwan Ltd.

No.134,Wu Kung Road, New Taipei Industrial Park, Wuku District, New Taipei City, Taiwan 24803/新北市五股區新北產業園區五工路 134 號

台灣檢驗科技股份有限公司

t (886-2) 2299-3279

f (886-2) 2298-0488

www.tw.sgs.com

Member of SGS Group

WCDMA Band V – RMC 12.2Kbps

The data of TA-1035 from the FCC ID: 2AJOTTA-1035.

Mode	Position	Distance (mm)	CH	Freq. (MHz)	Max. Rated Avg. Power + Max. Tolerance (dBm)	Measured Avg. Power (dBm)	Scaling	Averaged SAR over 1g (W/kg)		Plot page
								Measured	Reported	
Head	RE Cheek	-	4233	846.6	25	24.63	8.89%	0.287	0.313	-
	RE Tilt	-	4233	846.6	25	24.63	8.89%	0.134	0.146	-
	LE Cheek	-	4233	846.6	25	24.63	8.89%	0.309	0.336	117
	LE Tilt	-	4233	846.6	25	24.63	8.89%	0.109	0.119	-
Hotspot	Front side	10	4233	846.6	25	24.63	8.89%	0.531	0.578	118
	Back side	10	4233	846.6	25	24.63	8.89%	0.417	0.454	-
	Bottom side	10	4233	846.6	25	24.63	8.89%	0.260	0.283	-
	Right side	10	4233	846.6	25	24.63	8.89%	0.250	0.272	-
	Left side	10	4233	846.6	25	24.63	8.89%	0.262	0.285	-

Tested TA-1023 SAR at the worst case position of TA-1035.

Mode	Position	Distance (mm)	CH	Freq. (MHz)	Max. Rated Avg. Power + Max. Tolerance (dBm)	Measured Avg. Power (dBm)	Scaling	Averaged SAR over 1g (W/kg)		Plot page
								Measured	Reported	
Head	LE Cheek	-	4233	846.6	25	24.63	8.89%	0.308	0.335	-
Hotspot	Front side	10	4233	846.6	25	24.63	8.89%	0.525	0.572	-

Unless otherwise stated the results shown in this test report refer only to the sample(s) tested and such sample(s) are retained for 90 days only.

除非另有說明，此報告結果僅對測試之樣品負責，同時此樣品僅保留90天。本報告未經本公司書面許可，不可部份複製。

This document is issued by the Company subject to its General Conditions of Service printed overleaf, available on request or accessible at www.sgs.com/terms_and_conditions.htm and, for electronic format documents, subject to Terms and Conditions for Electronic Documents at www.sgs.com/terms_e-document.htm. Attention is drawn to the limitation of liability, indemnification and jurisdiction issues defined therein. Any holder of this document is advised that information contained hereon reflects the Company's findings at the time of its intervention only and within the limits of Client's instructions, if any. The Company's sole responsibility is to its Client and this document does not exonerate parties to a transaction from exercising all their rights and obligations under the transaction documents. This document cannot be reproduced except in full, without prior written approval of the Company. Any unauthorized alteration, forgery or falsification of the content or appearance of this document is unlawful and offenders may be prosecuted to the fullest extent of the law.

SGS Taiwan Ltd.

No.134, Wu Kung Road, New Taipei Industrial Park, Wuku District, New Taipei City, Taiwan 24803/新北市五股區新北產業園區五工路 134 號

台灣檢驗科技股份有限公司

t (886-2) 2299-3279

f (886-2) 2298-0488

www.tw.sgs.com

Member of SGS Group

LTE FDD Band 2

The data of TA-1035 from the FCC ID: 2AJOTTA-1035.

Mode	Bandwidth (MHz)	Modulation	RB Size	RB start	Position	Distance (mm)	CH	Freq. (MHz)	Max. Rated Avg. Power + Max. Tolerance (dBm)	Measured Avg. Power (dBm)	Scaling	Averaged SAR over 1g (W/kg)		Plot page
												Measured	Reported	
Head	20MHz	QPSK	1 RB	0	RE Cheek	-	18700	1860	23.5	23.41	2.09%	0.156	0.159	119
					RE Tilt	-	18700	1860	23.5	23.41	2.09%	0.052	0.053	-
					LE Cheek	-	18700	1860	23.5	23.41	2.09%	0.104	0.106	-
			50 RB	0	LE Tilt	-	18700	1860	23.5	23.41	2.09%	0.048	0.049	-
					RE Cheek	-	18700	1860	22.5	22.30	4.71%	0.124	0.130	-
					RE Tilt	-	18700	1860	22.5	22.30	4.71%	0.042	0.044	-
					LE Cheek	-	18700	1860	22.5	22.30	4.71%	0.080	0.084	-
					LE Tilt	-	18700	1860	22.5	22.30	4.71%	0.039	0.041	-
			100 RB	0	RE Cheek	-	18700	1860	22.5	22.05	10.92%	0.118	0.131	-
					RE Tilt	-	18700	1860	22.5	22.05	10.92%	0.037	0.041	-
					LE Cheek	-	18700	1860	22.5	22.05	10.92%	0.075	0.083	-
					LE Tilt	-	18700	1860	22.5	22.05	10.92%	0.035	0.039	-
Hotspot	20MHz	QPSK	1 RB	0	Bottom side	10	19100	1900	23.5	22.87	15.61%	1.090	1.260	-
					Front side	10	18700	1860	23.5	23.48	0.46%	0.619	0.622	-
					Back side	10	18700	1860	23.5	23.48	0.46%	0.433	0.435	-
					Bottom side	10	18900	1880	23.5	23.03	11.43%	1.130	1.259	120
					Bottom side*	10	18900	1880	23.5	23.03	11.43%	1.100	1.226	-
					Right side	10	18700	1860	23.5	23.48	0.46%	0.109	0.110	-
			50 RB	0	Left side	10	18700	1860	23.5	23.48	0.46%	0.102	0.102	-
					Front side	10	18700	1860	22.5	22.30	4.71%	0.466	0.488	-
					Back side	10	18700	1860	22.5	22.30	4.71%	0.321	0.336	-
					Bottom side	10	18700	1860	22.5	22.30	4.71%	0.815	0.853	-
					Bottom side	10	19100	1900	22.5	21.72	19.67%	0.827	0.990	-
					Right side	10	18700	1860	22.5	22.30	4.71%	0.080	0.084	-
			100 RB	0	Left side	10	18700	1860	22.5	22.30	4.71%	0.075	0.079	-
					Bottom side	10	18900	1880	22.5	21.88	15.35%	0.852	0.983	-
					Front side	10	18700	1860	22.5	22.05	10.92%	0.451	0.500	-
					Back side	10	18700	1860	22.5	22.05	10.92%	0.312	0.346	-
					Bottom side	10	18700	1860	22.5	22.05	10.92%	0.805	0.893	-
					Bottom side	10	18900	1880	22.5	21.78	18.03%	0.842	0.994	-
			100 RB	50	Bottom side	10	19100	1900	22.5	21.74	19.12%	0.817	0.973	-
					Right side	10	18700	1860	22.5	22.05	10.92%	0.078	0.087	-
					Left side	10	18700	1860	22.5	22.05	10.92%	0.069	0.077	-

* - repeated at the highest SAR measurement according to the KDB 865664 D01

Tested TA-1023 SAR at the worst case position of TA-1035.

Mode	Bandwidth (MHz)	Modulation	RB Size	RB start	Position	Distance (mm)	CH	Freq. (MHz)	Max. Rated Avg. Power + Max. Tolerance (dBm)	Measured Avg. Power (dBm)	Scaling	Averaged SAR over 1g (W/kg)		Plot page
												Measured	Reported	
Head	20MHz	QPSK	1 RB	0	RE Cheek	-	18700	1860	23.5	23.41	2.09%	0.134	0.137	-
Hotspot	20MHz	QPSK	1 RB	50	Bottom side	10	18900	1880	23.5	23.03	11.43%	1.060	1.181	-

Unless otherwise stated the results shown in this test report refer only to the sample(s) tested and such sample(s) are retained for 90 days only.

除非另有說明，此報告結果僅對測試之樣品負責，同時此樣品僅保留90天。本報告未經本公司書面許可，不可部份複製。

This document is issued by the Company subject to its General Conditions of Service printed overleaf, available on request or accessible at www.sgs.com/terms_and_conditions.htm and, for electronic format documents, subject to Terms and Conditions for Electronic Documents at www.sgs.com/terms_e-document.htm. Attention is drawn to the limitation of liability, indemnification and jurisdiction issues defined therein. Any holder of this document is advised that information contained hereon reflects the Company's findings at the time of its intervention only and within the limits of Client's instructions, if any. The Company's sole responsibility is to its Client and this document does not exonerate parties to a transaction from exercising all their rights and obligations under the transaction documents. This document cannot be reproduced except in full, without prior written approval of the Company. Any unauthorized alteration, forgery or falsification of the content or appearance of this document is unlawful and offenders may be prosecuted to the fullest extent of the law.

SGS Taiwan Ltd.

No.134,Wu Kung Road, New Taipei Industrial Park, Wuku District, New Taipei City, Taiwan 24803/新北市五股區新北產業園區五工路 134 號

台灣檢驗科技股份有限公司

t (886-2) 2299-3279

f (886-2) 2298-0488

www.tw.sgs.com

Member of SGS Group

LTE FDD Band 4

The data of TA-1035 from the FCC ID: 2AJOTTA-1035.

Mode	Bandwidth (MHz)	Modulation	RB Size	RB start	Position	Distance (mm)	CH	Freq. (MHz)	Max. Rated Avg. Power + Max. Tolerance (dBm)	Measured Avg. Power (dBm)	Scaling	Averaged SAR over 1g (W/kg)		Plot page
												Measured	Reported	
Head	20MHz	QPSK	1 RB	50	RE Cheek	-	20050	1720	24	23.35	16.14%	0.231	0.268	121
					RE Tilt	-	20050	1720	24	23.35	16.14%	0.041	0.048	-
					LE Cheek	-	20050	1720	24	23.35	16.14%	0.136	0.158	-
			50 RB	0	LE Tilt	-	20050	1720	24	23.35	16.14%	0.062	0.072	-
					RE Cheek	-	20050	1720	23	22.33	16.68%	0.179	0.209	-
					RE Tilt	-	20050	1720	23	22.33	16.68%	0.032	0.037	-
			100 RB	0	LE Cheek	-	20050	1720	23	22.33	16.68%	0.110	0.128	-
					LE Tilt	-	20050	1720	23	22.33	16.68%	0.050	0.058	-
					RE Cheek	-	20050	1720	23	22.08	23.59%	0.171	0.211	-
					RE Tilt	-	20050	1720	23	22.08	23.59%	0.030	0.037	-
					LE Cheek	-	20050	1720	23	22.08	23.59%	0.105	0.130	-
					LE Tilt	-	20050	1720	23	22.08	23.59%	0.047	0.058	-
Body-worn	20MHz	QPSK	1 RB	50	Front side	15	20050	1720	24	23.35	16.14%	0.392	0.455	122
			Back side	15	20050	1720	24	23.35	16.14%	0.278	0.323	-	-	-
			50 RB	0	Front side	15	20050	1720	23	22.33	16.68%	0.302	0.352	-
					Back side	15	20050	1720	23	22.33	16.68%	0.215	0.251	-
			100 RB	0	Front side	15	20050	1720	23	22.08	23.59%	0.294	0.363	-
					Back side	15	20050	1720	23	22.08	23.59%	0.199	0.246	-
Hotspot	20MHz	QPSK	1 RB	50	Front side	10	20050	1720	23	22.98	0.46%	0.653	0.656	-
					Back side	10	20050	1720	23	22.98	0.46%	0.430	0.432	-
					Bottom side	10	20050	1720	23	22.98	0.46%	1.190	1.195	123
					Bottom side*	10	20050	1720	23	22.98	0.46%	1.170	1.175	-
					Bottom side	10	20175	1732.5	23	22.63	8.89%	1.150	1.252	-
					Bottom side	10	20300	1745	23	22.73	6.41%	1.140	1.213	-
					Right side	10	20050	1720	23	22.98	0.46%	0.163	0.164	-
					Left side	10	20050	1720	23	22.98	0.46%	0.090	0.090	-
			50 RB	25	Bottom side	10	20050	1720	23	22.03	25.03%	0.951	1.189	-
					Front side	10	20300	1745	23	22.05	24.45%	0.511	0.636	-
					Back side	10	20300	1745	23	22.05	24.45%	0.335	0.417	-
					Bottom side	10	20175	1732.5	23	21.93	27.94%	0.931	1.191	-
					Bottom side	10	20300	1745	23	22.05	24.45%	0.939	1.169	-
					Right side	10	20300	1745	23	22.05	24.45%	0.127	0.158	-
					Left side	10	20300	1745	23	22.05	24.45%	0.070	0.087	-
			100 RB	25	Front side	10	20300	1745	23	22.10	23.03%	0.510	0.627	-
					Back side	10	20300	1745	23	22.10	23.03%	0.332	0.408	-
					Bottom side	10	20050	1720	23	21.91	28.53%	0.924	1.188	-
					Bottom side	10	20175	1732.5	23	21.84	30.62%	0.906	1.183	-
					Bottom side	10	20300	1745	23	22.10	23.03%	0.938	1.154	-
					Right side	10	20300	1745	23	22.10	23.03%	0.127	0.156	-
					Left side	10	20300	1745	23	22.10	23.03%	0.071	0.087	-

* - repeated at the highest SAR measurement according to the KDB 865664 D01

Tested TA-1023 SAR at the worst case position of TA-1035.

Mode	Bandwidth (MHz)	Modulation	RB Size	RB start	Position	Distance (mm)	CH	Freq. (MHz)	Max. Rated Avg. Power + Max. Tolerance (dBm)	Measured Avg. Power (dBm)	Scaling	Averaged SAR over 1g (W/kg)		Plot page
												Measured	Reported	
Head	20MHz	QPSK	1 RB	50	RE Cheek	-	20050	1720	24	23.35	16.14%	0.164	0.190	-
Body-worn	20MHz	QPSK	1 RB	50	Front side	15	20050	1720	24	23.35	16.14%	0.373	0.433	-
Hotspot	20MHz	QPSK	1 RB	50	Bottom side	10	20050	1720	23	22.98	0.46%	1.090	1.095	-

Unless otherwise stated the results shown in this test report refer only to the sample(s) tested and such sample(s) are retained for 90 days only.

除非另有說明，此報告結果僅對測試之樣品負責，同時此樣品僅保留90天。本報告未經本公司書面許可，不可部份複製。

This document is issued by the Company subject to its General Conditions of Service printed overleaf, available on request or accessible at www.sgs.com/terms_and_conditions.htm and, for electronic format documents, subject to Terms and Conditions for Electronic Documents at www.sgs.com/terms_e-document.htm. Attention is drawn to the limitation of liability, indemnification and jurisdiction issues defined therein. Any holder of this document is advised that information contained hereon reflects the Company's findings at the time of its intervention only and within the limits of Client's instructions, if any. The Company's sole responsibility is to its Client and this document does not exonerate parties to a transaction from exercising all their rights and obligations under the transaction documents. This document cannot be reproduced except in full, without prior written approval of the Company. Any unauthorized alteration, forgery or falsification of the content or appearance of this document is unlawful and offenders may be prosecuted to the fullest extent of the law.

SGS Taiwan Ltd.

No.134,Wu Kung Road, New Taipei Industrial Park, Wuku District, New Taipei City, Taiwan 24803/新北市五股區新北產業園區五工路 134 號

台灣檢驗科技股份有限公司

t (886-2) 2299-3279

f (886-2) 2298-0488

www.tw.sgs.com

Member of SGS Group

LTE FDD Band 5

Mode	Bandwidth (MHz)	Modulation	RB Size	RB start	Position	Distance (mm)	CH	Freq. (MHz)	Max. Rated Avg. Power + Max. Tolerance (dBm)	Measured Avg. Power (dBm)	Scaling	Averaged SAR over 1g (W/kg)		Plot page
												Measured	Reported	
Head	10MHz	QPSK	1 RB	25	RE Cheek	-	20450	829	24	23.55	10.92%	0.227	0.252	-
					RE Tilt	-	20450	829	24	23.55	10.92%	0.128	0.142	-
					LE Cheek	-	20450	829	24	23.55	10.92%	0.270	0.299	124
					LE Tilt	-	20450	829	24	23.55	10.92%	0.138	0.153	-
			25 RB	12	RE Cheek	-	20600	844	23	22.42	14.29%	0.224	0.256	-
					RE Tilt	-	20600	844	23	22.42	14.29%	0.110	0.126	-
					LE Cheek	-	20600	844	23	22.42	14.29%	0.261	0.298	-
					LE Tilt	-	20600	844	23	22.42	14.29%	0.134	0.153	-
			50 RB		RE Cheek	-	20450	829	23	22.38	15.35%	0.185	0.213	-
					RE Tilt	-	20450	829	23	22.38	15.35%	0.107	0.123	-
					LE Cheek	-	20450	829	23	22.38	15.35%	0.226	0.261	-
					LE Tilt	-	20450	829	23	22.38	15.35%	0.114	0.131	-
Hotspot	10MHz	QPSK	1 RB	25	Front side	10	20450	829	24	23.55	10.92%	0.322	0.357	-
					Back side	10	20450	829	24	23.55	10.92%	0.320	0.355	-
					Bottom side	10	20450	829	24	23.55	10.92%	0.190	0.211	-
					Right side	10	20450	829	24	23.55	10.92%	0.170	0.189	-
					Left side	10	20450	829	24	23.55	10.92%	0.364	0.404	125
			25 RB	12	Front side	10	20600	844	23	22.42	14.29%	0.293	0.335	-
					Back side	10	20600	844	23	22.42	14.29%	0.316	0.361	-
					Bottom side	10	20600	844	23	22.42	14.29%	0.142	0.162	-
					Right side	10	20600	844	23	22.42	14.29%	0.126	0.144	-
					Left side	10	20600	844	23	22.42	14.29%	0.333	0.381	-
			50 RB		Front side	10	20450	829	23	22.38	15.35%	0.282	0.325	-
					Back side	10	20450	829	23	22.38	15.35%	0.270	0.311	-
					Bottom side	10	20450	829	23	22.38	15.35%	0.140	0.161	-
					Right side	10	20450	829	23	22.38	15.35%	0.122	0.141	-
					Left side	10	20450	829	23	22.38	15.35%	0.305	0.352	-

Tested TA-1023 SAR at the worst case position of TA-1035.

Mode	Bandwidth (MHz)	Modulation	RB Size	RB start	Position	Distance (mm)	CH	Freq. (MHz)	Max. Rated Avg. Power + Max. Tolerance (dBm)	Measured Avg. Power (dBm)	Scaling	Averaged SAR over 1g (W/kg)		Plot page
												Measured	Reported	
Head	10MHz	QPSK	1 RB	25	LE Cheek	-	20450	829	24	23.55	10.92%	0.268	0.297	-
Hotspot	10MHz	QPSK	1 RB	25	Left side	10	20450	829	24	23.55	10.92%	0.361	0.400	-

Unless otherwise stated the results shown in this test report refer only to the sample(s) tested and such sample(s) are retained for 90 days only.

除非另有說明，此報告結果僅對測試之樣品負責，同時此樣品僅保留90天。本報告未經本公司書面許可，不可部份複製。

This document is issued by the Company subject to its General Conditions of Service printed overleaf, available on request or accessible at www.sgs.com/terms_and_conditions.htm and, for electronic format documents, subject to Terms and Conditions for Electronic Documents at www.sgs.com/terms_e-document.htm. Attention is drawn to the limitation of liability, indemnification and jurisdiction issues defined therein. Any holder of this document is advised that information contained hereon reflects the Company's findings at the time of its intervention only and within the limits of Client's instructions, if any. The Company's sole responsibility is to its Client and this document does not exonerate parties to a transaction from exercising all their rights and obligations under the transaction documents. This document cannot be reproduced except in full, without prior written approval of the Company. Any unauthorized alteration, forgery or falsification of the content or appearance of this document is unlawful and offenders may be prosecuted to the fullest extent of the law.

SGS Taiwan Ltd.

No.134,Wu Kung Road, New Taipei Industrial Park, Wuku District, New Taipei City, Taiwan 24803/新北市五股區新北產業園區五工路 134 號

台灣檢驗科技股份有限公司

t (886-2) 2299-3279

f (886-2) 2298-0488

www.tw.sgs.com

Member of SGS Group

LTE FDD Band 7

The data of TA-1035 from the FCC ID: 2AJOTTA-1035.

Mode	Bandwidth (MHz)	Modulation	RB Size	RB start	Position	Distance (mm)	CH	Freq. (MHz)	Max. Rated Avg. Power + Max. Tolerance (dBm)	Measured Avg. Power (dBm)	Scaling	Averaged SAR over 1g (W/kg)		Plot page
												Measured	Reported	
Head	20MHz	QPSK	1 RB	99	RE Cheek	-	21350	2560	23	22.93	1.62%	0.049	0.050	-
					RE Tilt	-	21350	2560	23	22.93	1.62%	0.016	0.016	-
					LE Cheek	-	21350	2560	23	22.93	1.62%	0.099	0.101	126
			50 RB	25	LE Tilt	-	21350	2560	23	22.93	1.62%	0.040	0.041	-
					RE Cheek	-	21350	2560	22	21.87	3.04%	0.040	0.041	-
					RE Tilt	-	21350	2560	22	21.87	3.04%	0.014	0.014	-
			100 RB		LE Cheek	-	21350	2560	22	21.87	3.04%	0.080	0.082	-
					LE Tilt	-	21350	2560	22	21.87	3.04%	0.033	0.034	-
					RE Cheek	-	21350	2560	22	21.98	0.46%	0.041	0.041	-
					RE Tilt	-	21350	2560	22	21.98	0.46%	0.015	0.015	-
					LE Cheek	-	21350	2560	22	21.98	0.46%	0.085	0.085	-
					LE Tilt	-	21350	2560	22	21.98	0.46%	0.036	0.036	-
Body-worn	20MHz	QPSK	1 RB	99	Front side	15	21350	2560	23	22.93	1.62%	0.360	0.366	127
			50 RB	25	Back side	15	21350	2560	23	22.93	1.62%	0.253	0.257	-
					Front side	15	21350	2560	22	21.87	3.04%	0.279	0.287	-
			100 RB		Back side	15	21350	2560	22	21.87	3.04%	0.195	0.201	-
					Front side	15	21350	2560	22	21.98	0.46%	0.283	0.284	-
					Back side	15	21350	2560	22	21.98	0.46%	0.201	0.202	-
Hotspot	20MHz	QPSK	1 RB	0	Front side	10	21350	2560	22.5	22.35	3.51%	0.731	0.757	-
					Back side	10	21350	2560	22.5	22.35	3.51%	0.518	0.536	-
					Bottom side	10	20850	2510	22.5	22.24	6.17%	1.070	1.136	-
					Bottom side	10	21100	2535	22.5	22.25	5.93%	1.100	1.165	-
					Bottom side	10	21350	2560	22.5	22.35	3.51%	1.170	1.211	128
					Bottom side*	10	21350	2560	22.5	22.35	3.51%	1.060	1.097	-
					Right side	10	21350	2560	22.5	22.35	3.51%	0.254	0.263	-
					Left side	10	21350	2560	22.5	22.35	3.51%	0.113	0.117	-
			50 RB	0	Front side	10	21350	2560	22	21.79	4.95%	0.638	0.670	-
					Back side	10	21350	2560	22	21.79	4.95%	0.449	0.471	-
					Bottom side	10	20850	2510	22	21.66	8.14%	0.941	1.018	-
					Bottom side	10	21100	2535	22	21.77	5.44%	0.989	1.043	-
					Bottom side	10	21350	2560	22	21.79	4.95%	1.010	1.060	-
					Right side	10	21350	2560	22	21.79	4.95%	0.220	0.231	-
			100 RB		Left side	10	21350	2560	22	21.79	4.95%	0.097	0.102	-
					Front side	10	21100	2535	22	21.82	4.23%	0.602	0.627	-
					Back side	10	21100	2535	22	21.82	4.23%	0.428	0.446	-
					Bottom side	10	20850	2510	22	21.70	7.15%	0.945	1.013	-
					Bottom side	10	21100	2535	22	21.82	4.23%	0.972	1.013	-
					Bottom side	10	21350	2560	22	21.81	4.47%	1.000	1.045	-
					Right side	10	21100	2535	22	21.82	4.23%	0.210	0.219	-
					Left side	10	21100	2535	22	21.82	4.23%	0.089	0.093	-

* - repeated at the highest SAR measurement according to the KDB 865664 D01

Tested TA-1023 SAR at the worst case position of TA-1035.

Mode	Bandwidth (MHz)	Modulation	RB Size	RB start	Position	Distance (mm)	CH	Freq. (MHz)	Max. Rated Avg. Power + Max. Tolerance (dBm)	Measured Avg. Power (dBm)	Scaling	Averaged SAR over 1g (W/kg)		Plot page
												Measured	Reported	
Head	20MHz	QPSK	1 RB	99	LE Cheek	-	21350	2560	23	22.93	1.62%	0.084	0.085	-
Body-worn	20MHz	QPSK	1 RB	99	Front side	15	21350	2560	23	22.93	1.62%	0.358	0.364	-
Hotspot	20MHz	QPSK	1 RB	0	Bottom side	10	21350	2560	22.5	22.35	3.51%	1.160	1.201	-

Unless otherwise stated the results shown in this test report refer only to the sample(s) tested and such sample(s) are retained for 90 days only.

除非另有說明，此報告結果僅對測試之樣品負責，同時此樣品僅保留90天。本報告未經本公司書面許可，不可部份複製。

This document is issued by the Company subject to its General Conditions of Service printed overleaf, available on request or accessible at www.sgs.com/terms_and_conditions.htm and, for electronic format documents, subject to Terms and Conditions for Electronic Documents at www.sgs.com/terms_e-document.htm. Attention is drawn to the limitation of liability, indemnification and jurisdiction issues defined therein. Any holder of this document is advised that information contained hereon reflects the Company's findings at the time of its intervention only and within the limits of Client's instructions, if any. The Company's sole responsibility is to its Client and this document does not exonerate parties to a transaction from exercising all their rights and obligations under the transaction documents. This document cannot be reproduced except in full, without prior written approval of the Company. Any unauthorized alteration, forgery or falsification of the content or appearance of this document is unlawful and offenders may be prosecuted to the fullest extent of the law.

SGS Taiwan Ltd.

No.134,Wu Kung Road, New Taipei Industrial Park, Wuku District, New Taipei City, Taiwan 24803/新北市五股區新北產業園區五工路 134 號

台灣檢驗科技股份有限公司

t (886-2) 2299-3279

f (886-2) 2298-0488

www.tw.sgs.com

Member of SGS Group

LTE FDD Band 12

The data of TA-1035 from the FCC ID: 2AJOTTA-1035.

Mode	Bandwidth (MHz)	Modulation	RB Size	RB start	Position	Distance (mm)	CH	Freq. (MHz)	Max. Rated Avg. Power + Max. Tolerance (dBm)	Measured Avg. Power (dBm)	Scaling	Averaged SAR over 1g (W/kg)		Plot page
												Measured	Reported	
Head	10MHz	QPSK	1 RB	49	RE Cheek	-	23130	711	24	23.99	0.23%	0.208	0.208	129
					RE Tilt	-	23130	711	24	23.99	0.23%	0.103	0.103	-
					LE Cheek	-	23130	711	24	23.99	0.23%	0.193	0.193	-
					LE Tilt	-	23130	711	24	23.99	0.23%	0.094	0.094	-
			25 RB	49	RE Cheek	-	23130	711	23	22.83	3.99%	0.157	0.163	-
					RE Tilt	-	23130	711	23	22.83	3.99%	0.081	0.084	-
					LE Cheek	-	23130	711	23	22.83	3.99%	0.144	0.150	-
					LE Tilt	-	23130	711	23	22.83	3.99%	0.070	0.073	-
			50 RB		RE Cheek	-	23130	711	23	22.71	6.91%	0.155	0.166	-
					RE Tilt	-	23130	711	23	22.71	6.91%	0.078	0.083	-
					LE Cheek	-	23130	711	23	22.71	6.91%	0.141	0.151	-
					LE Tilt	-	23130	711	23	22.71	6.91%	0.068	0.073	-
Hotspot	10MHz	QPSK	1 RB	49	Front side	10	23130	711	24	23.99	0.23%	0.443	0.444	130
					Back side	10	23130	711	24	23.99	0.23%	0.433	0.434	-
					Bottom side	10	23130	711	24	23.99	0.23%	0.116	0.116	-
					Right side	10	23130	711	24	23.99	0.23%	0.247	0.248	-
			25 RB	49	Left side	10	23130	711	24	23.99	0.23%	0.200	0.200	-
					Front side	10	23130	711	23	22.83	3.99%	0.331	0.344	-
					Back side	10	23130	711	23	22.83	3.99%	0.326	0.339	-
					Bottom side	10	23130	711	23	22.83	3.99%	0.086	0.089	-
					Right side	10	23130	711	23	22.83	3.99%	0.187	0.194	-
					Left side	10	23130	711	23	22.83	3.99%	0.151	0.157	-
			50 RB		Front side	10	23130	711	23	22.71	6.91%	0.325	0.347	-
					Back side	10	23130	711	23	22.71	6.91%	0.317	0.339	-
					Bottom side	10	23130	711	23	22.71	6.91%	0.084	0.090	-
					Right side	10	23130	711	23	22.71	6.91%	0.182	0.195	-
					Left side	10	23130	711	23	22.71	6.91%	0.147	0.157	-

Tested TA-1023 SAR at the worst case position of TA-1035.

Mode	Bandwidth (MHz)	Modulation	RB Size	RB start	Position	Distance (mm)	CH	Freq. (MHz)	Max. Rated Avg. Power + Max. Tolerance (dBm)	Measured Avg. Power (dBm)	Scaling	Averaged SAR over 1g (W/kg)		Plot page
												Measured	Reported	
Head	10MHz	QPSK	1 RB	49	RE Cheek	-	23130	711	24	23.99	0.23%	0.205	0.205	-
Hotspot	10MHz	QPSK	1 RB	49	Front side	10	23130	711	24	23.99	0.23%	0.433	0.434	-

Unless otherwise stated the results shown in this test report refer only to the sample(s) tested and such sample(s) are retained for 90 days only.

除非另有說明，此報告結果僅對測試之樣品負責，同時此樣品僅保留90天。本報告未經本公司書面許可，不可部份複製。

This document is issued by the Company subject to its General Conditions of Service printed overleaf, available on request or accessible at www.sgs.com/terms_and_conditions.htm and, for electronic format documents, subject to Terms and Conditions for Electronic Documents at www.sgs.com/terms_e-document.htm. Attention is drawn to the limitation of liability, indemnification and jurisdiction issues defined therein. Any holder of this document is advised that information contained hereon reflects the Company's findings at the time of its intervention only and within the limits of Client's instructions, if any. The Company's sole responsibility is to its Client and this document does not exonerate parties to a transaction from exercising all their rights and obligations under the transaction documents. This document cannot be reproduced except in full, without prior written approval of the Company. Any unauthorized alteration, forgery or falsification of the content or appearance of this document is unlawful and offenders may be prosecuted to the fullest extent of the law.

SGS Taiwan Ltd.

No.134,Wu Kung Road, New Taipei Industrial Park, Wuku District, New Taipei City, Taiwan 24803/新北市五股區新北產業園區五工路 134 號

台灣檢驗科技股份有限公司

t (886-2) 2299-3279

f (886-2) 2298-0488

www.tw.sgs.com

Member of SGS Group

LTE FDD Band 17

The data of TA-1035 from the FCC ID: 2AJOTTA-1035.

Mode	Bandwidth (MHz)	Modulation	RB Size	RB start	Position	Distance (mm)	CH	Freq. (MHz)	Max. Rated Avg. Power + Max. Tolerance (dBm)	Measured Avg. Power (dBm)	Scaling	Averaged SAR over 1g (W/kg)		Plot page
												Measured	Reported	
Head	10MHz	QPSK	1 RB	49	RE Cheek	-	23780	709	24	23.98	0.46%	0.207	0.208	131
					RE Tilt	-	23780	709	24	23.98	0.46%	0.099	0.099	-
					LE Cheek	-	23780	709	24	23.98	0.46%	0.195	0.196	-
					LE Tilt	-	23780	709	24	23.98	0.46%	0.100	0.100	-
			25 RB	25	RE Cheek	-	23800	711	23	22.98	0.46%	0.169	0.170	-
					RE Tilt	-	23800	711	23	22.98	0.46%	0.084	0.084	-
					LE Cheek	-	23800	711	23	22.98	0.46%	0.159	0.160	-
					LE Tilt	-	23800	711	23	22.98	0.46%	0.082	0.082	-
			50 RB		RE Cheek	-	23800	711	23	22.86	3.28%	0.161	0.166	-
					RE Tilt	-	23800	711	23	22.86	3.28%	0.080	0.083	-
					LE Cheek	-	23800	711	23	22.86	3.28%	0.154	0.159	-
					LE Tilt	-	23800	711	23	22.86	3.28%	0.075	0.077	-
Hotspot	10MHz	QPSK	1 RB	49	Front side	10	23780	709	24	23.98	0.46%	0.444	0.446	132
					Back side	10	23780	709	24	23.98	0.46%	0.419	0.421	-
					Bottom side	10	23780	709	24	23.98	0.46%	0.115	0.116	-
					Right side	10	23780	709	24	23.98	0.46%	0.245	0.246	-
			25 RB	25	Left side	10	23780	709	24	23.98	0.46%	0.200	0.201	-
					Front side	10	23800	711	23	22.98	0.46%	0.335	0.337	-
					Back side	10	23800	711	23	22.98	0.46%	0.329	0.331	-
					Bottom side	10	23800	711	23	22.98	0.46%	0.082	0.082	-
					Right side	10	23800	711	23	22.98	0.46%	0.185	0.186	-
					Left side	10	23800	711	23	22.98	0.46%	0.151	0.152	-
			50 RB		Front side	10	23800	711	23	22.86	3.28%	0.331	0.342	-
					Back side	10	23800	711	23	22.86	3.28%	0.326	0.337	-
					Bottom side	10	23800	711	23	22.86	3.28%	0.080	0.083	-
					Right side	10	23800	711	23	22.86	3.28%	0.182	0.188	-
					Left side	10	23800	711	23	22.86	3.28%	0.149	0.154	-

Tested TA-1023 SAR at the worst case position of TA-1035.

Mode	Bandwidth (MHz)	Modulation	RB Size	RB start	Position	Distance (mm)	CH	Freq. (MHz)	Max. Rated Avg. Power + Max. Tolerance (dBm)	Measured Avg. Power (dBm)	Scaling	Averaged SAR over 1g (W/kg)		Plot page
												Measured	Reported	
Head	10MHz	QPSK	1 RB	49	RE Cheek	-	23780	709	24	23.98	0.46%	0.205	0.206	-
Hotspot	10MHz	QPSK	1 RB	49	Front side	10	23780	709	24	23.98	0.46%	0.410	0.412	-

Unless otherwise stated the results shown in this test report refer only to the sample(s) tested and such sample(s) are retained for 90 days only.

除非另有說明，此報告結果僅對測試之樣品負責，同時此樣品僅保留90天。本報告未經本公司書面許可，不可部份複製。

This document is issued by the Company subject to its General Conditions of Service printed overleaf, available on request or accessible at www.sgs.com/terms_and_conditions.htm and, for electronic format documents, subject to Terms and Conditions for Electronic Documents at www.sgs.com/terms_e-document.htm. Attention is drawn to the limitation of liability, indemnification and jurisdiction issues defined therein. Any holder of this document is advised that information contained hereon reflects the Company's findings at the time of its intervention only and within the limits of Client's instructions, if any. The Company's sole responsibility is to its Client and this document does not exonerate parties to a transaction from exercising all their rights and obligations under the transaction documents. This document cannot be reproduced except in full, without prior written approval of the Company. Any unauthorized alteration, forgery or falsification of the content or appearance of this document is unlawful and offenders may be prosecuted to the fullest extent of the law.

SGS Taiwan Ltd.

No.134,Wu Kung Road, New Taipei Industrial Park, Wuku District, New Taipei City, Taiwan 24803/新北市五股區新北產業園區五工路 134 號

台灣檢驗科技股份有限公司

t (886-2) 2299-3279

f (886-2) 2298-0488

www.tw.sgs.com

Member of SGS Group

LTE TDD Band 38

The data of TA-1035 from the FCC ID: 2AJOTTA-1035.

Mode	Bandwidth (MHz)	Modulation	RB Size	RB start	Position	Distance (mm)	CH	Freq. (MHz)	Max. Rated Avg. Power + Max. Tolerance (dBm)	Measured Avg. Power (dBm)	Scaling	Averaged SAR over 1g (W/kg)		Plot page
												Measured	Reported	
Head	20MHz	QPSK	1 RB	0	RE Cheek	-	38000	2595	24	23.85	3.51%	0.031	0.032	-
					RE Tilt	-	38000	2595	24	23.85	3.51%	0.012	0.012	-
					LE Cheek	-	38000	2595	24	23.85	3.51%	0.060	0.062	133
					LE Tilt	-	38000	2595	24	23.85	3.51%	0.022	0.023	-
			50 RB	25	RE Cheek	-	38000	2595	23	22.90	2.33%	0.027	0.028	-
					RE Tilt	-	38000	2595	23	22.90	2.33%	0.012	0.012	-
					LE Cheek	-	38000	2595	23	22.90	2.33%	0.051	0.052	-
					LE Tilt	-	38000	2595	23	22.90	2.33%	0.020	0.020	-
			100 RB		RE Cheek	-	37850	2580	23	22.83	3.99%	0.026	0.027	-
					RE Tilt	-	37850	2580	23	22.83	3.99%	0.012	0.012	-
					LE Cheek	-	37850	2580	23	22.83	3.99%	0.050	0.052	-
					LE Tilt	-	37850	2580	23	22.83	3.99%	0.020	0.021	-
Hotspot	20MHz	QPSK	1 RB	0	Front side	10	38000	2595	24	23.85	3.51%	0.374	0.387	-
					Back side	10	38000	2595	24	23.85	3.51%	0.247	0.256	-
					Bottom side	10	38000	2595	24	23.85	3.51%	0.694	0.718	134
					Right side	10	38000	2595	24	23.85	3.51%	0.139	0.144	-
			50 RB	25	Left side	10	38000	2595	24	23.85	3.51%	0.068	0.070	-
					Front side	10	38000	2595	23	22.90	2.33%	0.299	0.306	-
					Back side	10	38000	2595	23	22.90	2.33%	0.196	0.201	-
					Bottom side	10	38000	2595	23	22.90	2.33%	0.552	0.565	-
					Right side	10	38000	2595	23	22.90	2.33%	0.110	0.113	-
					Left side	10	38000	2595	23	22.90	2.33%	0.052	0.053	-
			100 RB		Front side	10	37850	2580	23	22.83	3.99%	0.281	0.292	-
					Back side	10	37850	2580	23	22.83	3.99%	0.191	0.199	-
					Bottom side	10	37850	2580	23	22.83	3.99%	0.539	0.561	-
					Right side	10	37850	2580	23	22.83	3.99%	0.102	0.106	-
					Left side	10	37850	2580	23	22.83	3.99%	0.045	0.047	-

Tested TA-1023 SAR at the worst case position of TA-1035.

Mode	Bandwidth (MHz)	Modulation	RB Size	RB start	Position	Distance (mm)	CH	Freq. (MHz)	Max. Rated Avg. Power + Max. Tolerance (dBm)	Measured Avg. Power (dBm)	Scaling	Averaged SAR over 1g (W/kg)		Plot page
												Measured	Reported	
Head	20MHz	QPSK	1 RB	0	LE Cheek	-	38000	2595	24	23.85	3.51%	0.053	0.055	-
Hotspot	20MHz	QPSK	1 RB	0	Bottom side	10	38000	2595	24	23.85	3.51%	0.628	0.650	-

Unless otherwise stated the results shown in this test report refer only to the sample(s) tested and such sample(s) are retained for 90 days only.

除非另有說明，此報告結果僅對測試之樣品負責，同時此樣品僅保留90天。本報告未經本公司書面許可，不可部份複製。

This document is issued by the Company subject to its General Conditions of Service printed overleaf, available on request or accessible at www.sgs.com/terms_and_conditions.htm and, for electronic format documents, subject to Terms and Conditions for Electronic Documents at www.sgs.com/terms_e-document.htm. Attention is drawn to the limitation of liability, indemnification and jurisdiction issues defined therein. Any holder of this document is advised that information contained hereon reflects the Company's findings at the time of its intervention only and within the limits of Client's instructions, if any. The Company's sole responsibility is to its Client and this document does not exonerate parties to a transaction from exercising all their rights and obligations under the transaction documents. This document cannot be reproduced except in full, without prior written approval of the Company. Any unauthorized alteration, forgery or falsification of the content or appearance of this document is unlawful and offenders may be prosecuted to the fullest extent of the law.

SGS Taiwan Ltd.

No.134,Wu Kung Road, New Taipei Industrial Park, Wuku District, New Taipei City, Taiwan 24803/新北市五股區新北產業園區五工路 134 號

台灣檢驗科技股份有限公司

t (886-2) 2299-3279

f (886-2) 2298-0488

www.tw.sgs.com

Member of SGS Group

WiFi 2.4GHz – WLAN802.11b

The data of TA-1035 from the FCC ID: 2AJOTTA-1035.

Mode	Position	Distance (mm)	CH	Freq. (MHz)	Max. Rated Avg. Power + Max. Tolerance (dBm)	Measured Avg. Power (dBm)	Scaling	Averaged SAR over 1g (W/kg)		Plot page
								Measured	Reported	
Head	RE Cheek	-	1	2412	17.5	17.34	3.75%	0.464	0.481	135
	RE Tilt	-	1	2412	17.5	17.34	3.75%	0.357	0.370	-
	LE Cheek	-	1	2412	17.5	17.34	3.75%	0.215	0.223	-
	LE Tilt	-	1	2412	17.5	17.34	3.75%	0.182	0.189	-
Hotspot	Front side	10	1	2412	17.5	17.34	3.75%	0.053	0.055	-
	Back side	10	1	2412	17.5	17.34	3.75%	0.210	0.218	136
	Top side	10	1	2412	17.5	17.34	3.75%	0.044	0.046	-
	Left side	10	1	2412	17.5	17.34	3.75%	0.058	0.060	-

Tested TA-1023 SAR at the worst case position of TA-1035.

Mode	Position	Distance (mm)	CH	Freq. (MHz)	Max. Rated Avg. Power + Max. Tolerance (dBm)	Measured Avg. Power (dBm)	Scaling	Averaged SAR over 1g (W/kg)		Plot page
								Measured	Reported	
Head	RE Cheek	-	1	2412	17.5	17.34	3.75%	0.443	0.460	-
Hotspot	Back side	10	1	2412	17.5	17.34	3.75%	0.201	0.209	-

Unless otherwise stated the results shown in this test report refer only to the sample(s) tested and such sample(s) are retained for 90 days only.

除非另有說明，此報告結果僅對測試之樣品負責，同時此樣品僅保留90天。本報告未經本公司書面許可，不可部份複製。

This document is issued by the Company subject to its General Conditions of Service printed overleaf, available on request or accessible at www.sgs.com/terms_and_conditions.htm and, for electronic format documents, subject to Terms and Conditions for Electronic Documents at www.sgs.com/terms_e-document.htm. Attention is drawn to the limitation of liability, indemnification and jurisdiction issues defined therein. Any holder of this document is advised that information contained hereon reflects the Company's findings at the time of its intervention only and within the limits of Client's instructions, if any. The Company's sole responsibility is to its Client and this document does not exonerate parties to a transaction from exercising all their rights and obligations under the transaction documents. This document cannot be reproduced except in full, without prior written approval of the Company. Any unauthorized alteration, forgery or falsification of the content or appearance of this document is unlawful and offenders may be prosecuted to the fullest extent of the law.

SGS Taiwan Ltd.

No.134,Wu Kung Road, New Taipei Industrial Park, Wuku District, New Taipei City, Taiwan 24803/新北市五股區新北產業園區五工路 134 號

台灣檢驗科技股份有限公司

t (886-2) 2299-3279

f (886-2) 2298-0488

www.tw.sgs.com

Member of SGS Group

3. Simultaneous Transmission Analysis

Simultaneous Transmission Scenarios:

Simultaneous Transmit Configurations	Head	Body-Worn	Hotspot
GSM + 2.4GHz Wi-Fi	Yes	Yes	No
GPRS + 2.4GHz Wi-Fi	No	No	Yes
WCDMA + 2.4GHz Wi-Fi	Yes	Yes	Yes
LTE + 2.4GHz Wi-Fi	Yes	Yes	Yes
GSM + BT	No	Yes	No
GPRS + BT	No	No	No
WCDMA + BT	No	Yes	No
LTE + BT	No	Yes	No

1. WiFi 2.4G and BT can't transmit simultaneously.

2. The device does not support VoLTE.

3. The device does not support DTM function. Body-worn accessory testing is typically associated with voice operations. Therefore, GSM voice was evaluated for body-worn SAR.

4. Based on KDB447498D01 note 36, when SAR test exclusion is allowed by other published RF exposure KDB procedures, such as the 2.5 cm hotspot mode SAR test exclusion for an edge or surface, then estimated SAR is not required to determine simultaneous SAR test exclusion.

5. Held to ear configurations are not applicable to Bluetooth and therefore were not considered for simultaneous transmission.

Unless otherwise stated the results shown in this test report refer only to the sample(s) tested and such sample(s) are retained for 90 days only.

除非另有說明，此報告結果僅對測試之樣品負責，同時此樣品僅保留90天。本報告未經本公司書面許可，不可部份複製。

This document is issued by the Company subject to its General Conditions of Service printed overleaf, available on request or accessible at www.sgs.com/terms_and_conditions.htm and, for electronic format documents, subject to Terms and Conditions for Electronic Documents at www.sgs.com/terms_e-document.htm. Attention is drawn to the limitation of liability, indemnification and jurisdiction issues defined therein. Any holder of this document is advised that information contained hereon reflects the Company's findings at the time of its intervention only and within the limits of Client's instructions, if any. The Company's sole responsibility is to its Client and this document does not exonerate parties to a transaction from exercising all their rights and obligations under the transaction documents. This document cannot be reproduced except in full, without prior written approval of the Company. Any unauthorized alteration, forgery or falsification of the content or appearance of this document is unlawful and offenders may be prosecuted to the fullest extent of the law.

SGS Taiwan Ltd.

No.134,Wu Kung Road, New Taipei Industrial Park, Wuku District, New Taipei City, Taiwan 24803/新北市五股區新北產業園區五工路 134 號

台灣檢驗科技股份有限公司

t (886-2) 2299-3279

f (886-2) 2298-0488

www.tw.sgs.com

Member of SGS Group

3.1 Estimated SAR calculation

According to KDB447498 D01v06 – When standalone SAR test exclusion applies to an antenna that transmits simultaneously with other antennas, the standalone SAR must be estimated according to following to determine simultaneous transmission SAR test exclusion:

$$\text{Estimated SAR} = \frac{\text{Max.tune up power(mW)}}{\text{Min.test separation distance(mm)}} \times \frac{\sqrt{f(\text{GHz})}}{7.5}$$

If the minimum test separation distance is < 5mm, a distance of 5mm is used for estimated SAR calculation. When the test separation distance is >50mm, the 0.4W/kg is used for SAR-1g.

mode	position	max. power (dB)	max. power (mW)	f(GHz)	distance (mm)	x	Estimated SAR
BT	body-worn	12	15.849	2.48	15	7.5	0.222 (1g)

3.2 SPLSR evaluation and analysis

Per KDB447498D01, when the sum of SAR is larger than the limit, SAR test exclusion is determined by the SAR sum to peak location separation ratio(SPLSR).

The simultaneous transmitting antennas in each operating mode and exposure condition combination must be considered one pair at a time to determine the SAR to peak location separation ratio to qualify for test exclusion.

The ratio is determined by $(\text{SAR1} + \text{SAR2})^{1.5/R_i}$, rounded to two decimal digits, and must be ≤ 0.04 for all antenna pairs in the configuration to qualify for 1-g SAR test exclusion.

SAR1 and SAR2 are the highest reported or estimated SAR for each antenna in the pair, and R_i is the separation distance between the peak SAR locations for the antenna pair in mm.

When standalone test exclusion applies, SAR is estimated; the peak location is assumed to be at the feed-point or geometric center of the antenna.

Unless otherwise stated the results shown in this test report refer only to the sample(s) tested and such sample(s) are retained for 90 days only.

除非另有說明，此報告結果僅對測試之樣品負責，同時此樣品僅保留90天。本報告未經本公司書面許可，不可部份複製。

This document is issued by the Company subject to its General Conditions of Service printed overleaf, available on request or accessible at www.sgs.com/terms_and_conditions.htm and, for electronic format documents, subject to Terms and Conditions for Electronic Documents at www.sgs.com/terms_e-document.htm. Attention is drawn to the limitation of liability, indemnification and jurisdiction issues defined therein. Any holder of this document is advised that information contained hereon reflects the Company's findings at the time of its intervention only and within the limits of Client's instructions, if any. The Company's sole responsibility is to its Client and this document does not exonerate parties to a transaction from exercising all their rights and obligations under the transaction documents. This document cannot be reproduced except in full, without prior written approval of the Company. Any unauthorized alteration, forgery or falsification of the content or appearance of this document is unlawful and offenders may be prosecuted to the fullest extent of the law.

SGS Taiwan Ltd.

No.134,Wu Kung Road, New Taipei Industrial Park, Wuku District, New Taipei City, Taiwan 24803/新北市五股區新北產業園區五工路 134 號

台灣檢驗科技股份有限公司

t (886-2) 2299-3279

f (886-2) 2298-0488

www.tw.sgs.com

Member of SGS Group

Simultaneous Transmission Combination

reported SAR WWAN and WLAN 2.4GHz, Σ SAR evaluation					
Frequency band	Position		reported SAR / W/kg		Σ SAR
			WWAN	WLAN	<1.6W/kg
GSM 850	Head	Right cheek	0.297	0.481	0.78
		Right tilt	0.137	0.370	0.51
		Left cheek	0.318	0.223	0.54
		Left tilt	0.114	0.189	0.30
GPRS 850 (1Dn1UP)	Hotspot	Front	0.544	0.055	0.60
		Back	0.501	0.218	0.72
		Top	-	0.046	0.05
		Bottom	0.249	-	0.25
		Right	0.271	-	0.27
		Left	0.326	0.060	0.39
GSM 1900	Head	Right cheek	0.165	0.481	0.65
		Right tilt	0.046	0.370	0.42
		Left cheek	0.110	0.223	0.33
		Left tilt	0.062	0.189	0.25
GPRS 1900 (1Dn4UP)	Hotspot	Front side	0.486	0.055	0.54
		Back side	0.313	0.218	0.53
		Top side	-	0.046	0.05
		Bottom side	0.880	-	0.88
		Right side	0.088	-	0.09
		Left side	0.071	0.060	0.13
WCDMA Band II	Head	Right cheek	0.161	0.481	0.64
		Right tilt	0.039	0.370	0.41
		Left cheek	0.111	0.223	0.33
		Left tilt	0.068	0.189	0.26
	Hotspot	Front side	0.654	0.055	0.71
		Back side	0.457	0.218	0.68
		Top side	-	0.046	0.05
		Bottom side	1.231	-	1.23
		Right side	0.121	-	0.12
		Left side	0.099	0.060	0.16

Unless otherwise stated the results shown in this test report refer only to the sample(s) tested and such sample(s) are retained for 90 days only.

除非另有說明，此報告結果僅對測試之樣品負責，同時此樣品僅保留90天。本報告未經本公司書面許可，不可部份複製。

This document is issued by the Company subject to its General Conditions of Service printed overleaf, available on request or accessible at www.sgs.com/terms_and_conditions.htm and, for electronic format documents, subject to Terms and Conditions for Electronic Documents at www.sgs.com/terms_e-document.htm. Attention is drawn to the limitation of liability, indemnification and jurisdiction issues defined therein. Any holder of this document is advised that information contained hereon reflects the Company's findings at the time of its intervention only and within the limits of Client's instructions, if any. The Company's sole responsibility is to its Client and this document does not exonerate parties to a transaction from exercising all their rights and obligations under the transaction documents. This document cannot be reproduced except in full, without prior written approval of the Company. Any unauthorized alteration, forgery or falsification of the content or appearance of this document is unlawful and offenders may be prosecuted to the fullest extent of the law.

SGS Taiwan Ltd.

No.134,Wu Kung Road, New Taipei Industrial Park, Wuku District, New Taipei City, Taiwan 24803/新北市五股區新北產業園區五工路 134 號

台灣檢驗科技股份有限公司

t (886-2) 2299-3279

f (886-2) 2298-0488

www.tw.sgs.com

Member of SGS Group

reported SAR WWAN and WLAN 2.4GHz, Σ SAR evaluation					
Frequency band	Position		reported SAR / W/kg		Σ SAR
			WWAN	WLAN	<1.6W/kg
WCDMA Band IV	Head	Right cheek	0.261	0.481	0.74
		Right tilt	0.087	0.370	0.46
		Left cheek	0.184	0.223	0.41
		Left tilt	0.072	0.189	0.26
	Hotspot	Front side	0.620	0.055	0.68
		Back side	0.446	0.218	0.66
		Top side	-	0.046	0.05
		Bottom side	1.279	-	1.28
		Right side	0.172	-	0.17
		Left side	0.076	0.060	0.14
WCDMA Band V	Head	Right cheek	0.313	0.481	0.79
		Right tilt	0.146	0.370	0.52
		Left cheek	0.336	0.223	0.56
		Left tilt	0.119	0.189	0.31
	Hotspot	Front side	0.578	0.055	0.63
		Back side	0.454	0.218	0.67
		Top side	-	0.046	0.05
		Bottom side	0.283	-	0.28
		Right side	0.272	-	0.27
		Left side	0.285	0.060	0.35
LTE FDD Band 2	Head	Right cheek	0.159	0.481	0.64
		Right tilt	0.053	0.370	0.42
		Left cheek	0.106	0.223	0.33
		Left tilt	0.049	0.189	0.24
	Hotspot	Front side	0.622	0.055	0.68
		Back side	0.435	0.218	0.65
		Top side	-	0.046	0.05
		Bottom side	1.260	-	1.26
		Right side	0.110	-	0.11
		Left side	0.102	0.060	0.16

Unless otherwise stated the results shown in this test report refer only to the sample(s) tested and such sample(s) are retained for 90 days only.

除非另有說明，此報告結果僅對測試之樣品負責，同時此樣品僅保留90天。本報告未經本公司書面許可，不可部份複製。

This document is issued by the Company subject to its General Conditions of Service printed overleaf, available on request or accessible at www.sgs.com/terms_and_conditions.htm and, for electronic format documents, subject to Terms and Conditions for Electronic Documents at www.sgs.com/terms_e-document.htm. Attention is drawn to the limitation of liability, indemnification and jurisdiction issues defined therein. Any holder of this document is advised that information contained hereon reflects the Company's findings at the time of its intervention only and within the limits of Client's instructions, if any. The Company's sole responsibility is to its Client and this document does not exonerate parties to a transaction from exercising all their rights and obligations under the transaction documents. This document cannot be reproduced except in full, without prior written approval of the Company. Any unauthorized alteration, forgery or falsification of the content or appearance of this document is unlawful and offenders may be prosecuted to the fullest extent of the law.

SGS Taiwan Ltd.

No.134,Wu Kung Road, New Taipei Industrial Park, Wuku District, New Taipei City, Taiwan 24803/新北市五股區新北產業園區五工路 134 號

台灣檢驗科技股份有限公司

t (886-2) 2299-3279

f (886-2) 2298-0488

www.tw.sgs.com

Member of SGS Group

reported SAR WWAN and WLAN 2.4GHz, Σ SAR evaluation					
Frequency band	Position		reported SAR / W/kg		Σ SAR
			WWAN	WLAN	<1.6W/kg
LTE FDD Band 4	Head	Right cheek	0.268	0.481	0.75
		Right tilt	0.048	0.370	0.42
		Left cheek	0.158	0.223	0.38
		Left tilt	0.072	0.189	0.26
	Hotspot	Front side	0.656	0.055	0.71
		Back side	0.432	0.218	0.65
		Top side	-	0.046	0.05
		Bottom side	1.252	-	1.25
		Right side	0.164	-	0.16
		Left side	0.090	0.060	0.15
LTE FDD Band 5	Head	Right cheek	0.256	0.481	0.74
		Right tilt	0.142	0.370	0.51
		Left cheek	0.299	0.223	0.52
		Left tilt	0.153	0.189	0.34
	Hotspot	Front side	0.357	0.055	0.41
		Back side	0.361	0.218	0.58
		Top side	-	0.046	0.05
		Bottom side	0.211	-	1.21
		Right side	0.189	-	0.26
		Left side	0.404	0.060	0.46
LTE FDD Band 7	Head	Right cheek	0.050	0.481	0.53
		Right tilt	0.016	0.370	0.39
		Left cheek	0.101	0.223	0.32
		Left tilt	0.041	0.189	0.23
	Hotspot	Front side	0.757	0.055	0.81
		Back side	0.536	0.218	0.75
		Top side	-	0.046	0.05
		Bottom side	1.211	-	1.21
		Right side	0.263	-	0.26
		Left side	0.117	0.060	0.18

Unless otherwise stated the results shown in this test report refer only to the sample(s) tested and such sample(s) are retained for 90 days only.

除非另有說明，此報告結果僅對測試之樣品負責，同時此樣品僅保留90天。本報告未經本公司書面許可，不可部份複製。

This document is issued by the Company subject to its General Conditions of Service printed overleaf, available on request or accessible at www.sgs.com/terms_and_conditions.htm and, for electronic format documents, subject to Terms and Conditions for Electronic Documents at www.sgs.com/terms_e-document.htm. Attention is drawn to the limitation of liability, indemnification and jurisdiction issues defined therein. Any holder of this document is advised that information contained hereon reflects the Company's findings at the time of its intervention only and within the limits of Client's instructions, if any. The Company's sole responsibility is to its Client and this document does not exonerate parties to a transaction from exercising all their rights and obligations under the transaction documents. This document cannot be reproduced except in full, without prior written approval of the Company. Any unauthorized alteration, forgery or falsification of the content or appearance of this document is unlawful and offenders may be prosecuted to the fullest extent of the law.

SGS Taiwan Ltd.

No.134,Wu Kung Road, New Taipei Industrial Park, Wuku District, New Taipei City, Taiwan 24803/新北市五股區新北產業園區五工路 134 號

台灣檢驗科技股份有限公司

t (886-2) 2299-3279

f (886-2) 2298-0488

www.tw.sgs.com

Member of SGS Group

reported SAR WWAN and WLAN 2.4GHz, Σ SAR evaluation					
Frequency band	Position		reported SAR / W/kg		Σ SAR
			WWAN	WLAN	<1.6W/kg
LTE FDD Band 12	Head	Right cheek	0.208	0.481	0.69
		Right tilt	0.103	0.370	0.47
		Left cheek	0.193	0.223	0.42
		Left tilt	0.094	0.189	0.28
	Hotspot	Front side	0.444	0.055	0.50
		Back side	0.434	0.218	0.65
		Top side	-	0.046	0.05
		Bottom side	0.116	-	0.12
		Right side	0.248	-	0.25
		Left side	0.200	0.060	0.26
LTE FDD Band 17	Head	Right cheek	0.208	0.481	0.69
		Right tilt	0.099	0.370	0.47
		Left cheek	0.196	0.223	0.42
		Left tilt	0.100	0.189	0.29
	Hotspot	Front side	0.446	0.055	0.50
		Back side	0.421	0.218	0.64
		Top side	-	0.046	0.05
		Bottom side	0.116	-	0.12
		Right side	0.246	-	0.25
		Left side	0.201	0.060	0.26
LTE TDD Band 38	Head	Right cheek	0.032	0.481	0.51
		Right tilt	0.012	0.370	0.38
		Left cheek	0.062	0.223	0.29
		Left tilt	0.023	0.189	0.21
	Hotspot	Front side	0.387	0.055	0.44
		Back side	0.256	0.218	0.47
		Top side	-	0.046	0.05
		Bottom side	0.718	-	0.72
		Right side	0.144	-	0.14
		Left side	0.070	0.060	0.13

Unless otherwise stated the results shown in this test report refer only to the sample(s) tested and such sample(s) are retained for 90 days only.

除非另有說明，此報告結果僅對測試之樣品負責，同時此樣品僅保留90天。本報告未經本公司書面許可，不可部份複製。

This document is issued by the Company subject to its General Conditions of Service printed overleaf, available on request or accessible at www.sgs.com/terms_and_conditions.htm and, for electronic format documents, subject to Terms and Conditions for Electronic Documents at www.sgs.com/terms_e-document.htm. Attention is drawn to the limitation of liability, indemnification and jurisdiction issues defined therein. Any holder of this document is advised that information contained hereon reflects the Company's findings at the time of its intervention only and within the limits of Client's instructions, if any. The Company's sole responsibility is to its Client and this document does not exonerate parties to a transaction from exercising all their rights and obligations under the transaction documents. This document cannot be reproduced except in full, without prior written approval of the Company. Any unauthorized alteration, forgery or falsification of the content or appearance of this document is unlawful and offenders may be prosecuted to the fullest extent of the law.

SGS Taiwan Ltd.

No.134,Wu Kung Road, New Taipei Industrial Park, Wuku District, New Taipei City, Taiwan 24803/新北市五股區新北產業園區五工路 134 號

台灣檢驗科技股份有限公司

t (886-2) 2299-3279

f (886-2) 2298-0488

www.tw.sgs.com

Member of SGS Group

reported SAR WWAN and Bluetooth, Σ SAR evaluation					
Frequency band	Position		reported SAR / W/kg		Σ SAR
			WWAN	Bluetooth	<1.6W/kg
GSM 850	Body-worn	Front	0.315	0.222	0.54
		Back	0.314	0.222	0.54
GSM 1900	Body-worn	Front	0.244	0.222	0.47
		Back	0.168	0.222	0.39
WCDMA Band II	Body-worn	Front	0.654	0.222	0.88
		Back	0.457	0.222	0.68
WCDMA Band IV	Body-worn	Front	0.490	0.222	0.71
		Back	0.341	0.222	0.56
WCDMA Band V	Body-worn	Front	0.578	0.222	0.80
		Back	0.454	0.222	0.68
LTE FDD Band 2	Body-worn	Front	0.622	0.222	0.84
		Back	0.435	0.222	0.66
LTE FDD Band 4	Body-worn	Front	0.455	0.222	0.68
		Back	0.323	0.222	0.55
LTE FDD Band 5	Body-worn	Front	0.357	0.222	0.58
		Back	0.361	0.222	0.58
LTE FDD Band 7	Body-worn	Front	0.366	0.222	0.59
		Back	0.257	0.222	0.48
LTE FDD Band 12	Body-worn	Front	0.444	0.222	0.67
		Back	0.434	0.222	0.66
LTE FDD Band 17	Body-worn	Front	0.446	0.222	0.67
		Back	0.421	0.222	0.64
LTE TDD Band 38	Body-worn	Front	0.387	0.222	0.61
		Back	0.256	0.222	0.48

Unless otherwise stated the results shown in this test report refer only to the sample(s) tested and such sample(s) are retained for 90 days only.

除非另有說明，此報告結果僅對測試之樣品負責，同時此樣品僅保留90天。本報告未經本公司書面許可，不可部份複製。

This document is issued by the Company subject to its General Conditions of Service printed overleaf, available on request or accessible at www.sgs.com/terms_and_conditions.htm and, for electronic format documents, subject to Terms and Conditions for Electronic Documents at www.sgs.com/terms_e-document.htm. Attention is drawn to the limitation of liability, indemnification and jurisdiction issues defined therein. Any holder of this document is advised that information contained hereon reflects the Company's findings at the time of its intervention only and within the limits of Client's instructions, if any. The Company's sole responsibility is to its Client and this document does not exonerate parties to a transaction from exercising all their rights and obligations under the transaction documents. This document cannot be reproduced except in full, without prior written approval of the Company. Any unauthorized alteration, forgery or falsification of the content or appearance of this document is unlawful and offenders may be prosecuted to the fullest extent of the law.

SGS Taiwan Ltd.

No.134,Wu Kung Road, New Taipei Industrial Park, Wuku District, New Taipei City, Taiwan 24803/新北市五股區新北產業園區五工路 134 號

台灣檢驗科技股份有限公司

t (886-2) 2299-3279

f (886-2) 2298-0488

www.tw.sgs.com

Member of SGS Group

4. Instruments List

Manufacturer	Device	Type	Serial number	Date of last calibration	Date of next calibration
SPEAG	Dosimetric E-Field Probe	EX3DV4	3923	Sep.02,2016	Sep.01,2017
			7466	Jul.04,2017	Jul.03,2018
SPEAG	System Validation Dipole	D750V3	1015	Aug.30,2016	Aug.29,2017
		D835V2	4d063	Aug.25,2016	Aug.24,2017
			4d120	Jul.03,2017	Jul.02,2018
		D1750V2	1008	Aug.31,2016	Aug.30,2017
		D1900V2	5d173	May.31,2017	May.30,2018
		D2450V2	727	Apr.21,2017	Apr.20,2018
SPEAG	Data acquisition Electronics	DAE4	547	Mar.22,2017	Mar.21,2018
			1336	Nov.22,2016	Nov.21,2017
SPEAG	Software	DASY 52 V52.8.8	N/A	Calibration not required	Calibration not required
SPEAG	Phantom	SAM	N/A	Calibration not required	Calibration not required
Agilent	Network Analyzer	E5071C	MY46107530	Jan.20,2017	Jan.19,2018
Agilent	Dielectric Probe Kit	85070E	MY44300677	Calibration not required	Calibration not required
Agilent	Dual-directional coupler	772D	MY52180142	Apr.13,2017	Apr.12,2018
		778D	MY52180302	Apr.13,2017	Apr.12,2018
Agilent	RF Signal Generator	N5181A	MY50144143	Mar.01,2017	Feb.28,2018
Agilent	Power Meter	E4417A	MY52240003	Oct.17,2016	Oct.16,2017
Agilent	Power Sensor	E9301H	MY52200003	Oct.17,2016	Oct.16,2017
			MY52200004	Oct.17,2016	Oct.16,2017

Unless otherwise stated the results shown in this test report refer only to the sample(s) tested and such sample(s) are retained for 90 days only.

除非另有說明，此報告結果僅對測試之樣品負責，同時此樣品僅保留90天。本報告未經本公司書面許可，不可部份複製。

This document is issued by the Company subject to its General Conditions of Service printed overleaf, available on request or accessible at www.sgs.com/terms_and_conditions.htm and, for electronic format documents, subject to Terms and Conditions for Electronic Documents at www.sgs.com/terms_e-document.htm. Attention is drawn to the limitation of liability, indemnification and jurisdiction issues defined therein. Any holder of this document is advised that information contained hereon reflects the Company's findings at the time of its intervention only and within the limits of Client's instructions, if any. The Company's sole responsibility is to its Client and this document does not exonerate parties to a transaction from exercising all their rights and obligations under the transaction documents. This document cannot be reproduced except in full, without prior written approval of the Company. Any unauthorized alteration, forgery or falsification of the content or appearance of this document is unlawful and offenders may be prosecuted to the fullest extent of the law.

SGS Taiwan Ltd.

No.134,Wu Kung Road, New Taipei Industrial Park, Wuku District, New Taipei City, Taiwan 24803/新北市五股區新北產業園區五工路 134 號

台灣檢驗科技股份有限公司

t (886-2) 2299-3279

f (886-2) 2298-0488

www.tw.sgs.com

Member of SGS Group

Manufacturer	Device	Type	Serial number	Date of last calibration	Date of next calibration
Anritsu	Radio Communication Test	MT8820C	6201061049	Apr.08,2017	Apr.07,2018
TECPEL	Digital thermometer	DTM-303A	TP130077	Mar.17,2017	Mar.16,2018

Unless otherwise stated the results shown in this test report refer only to the sample(s) tested and such sample(s) are retained for 90 days only.

除非另有說明，此報告結果僅對測試之樣品負責，同時此樣品僅保留90天。本報告未經本公司書面許可，不可部份複製。

This document is issued by the Company subject to its General Conditions of Service printed overleaf, available on request or accessible at www.sgs.com/terms_and_conditions.htm and, for electronic format documents, subject to Terms and Conditions for Electronic Documents at www.sgs.com/terms_e-document.htm. Attention is drawn to the limitation of liability, indemnification and jurisdiction issues defined therein. Any holder of this document is advised that information contained hereon reflects the Company's findings at the time of its intervention only and within the limits of Client's instructions, if any. The Company's sole responsibility is to its Client and this document does not exonerate parties to a transaction from exercising all their rights and obligations under the transaction documents. This document cannot be reproduced except in full, without prior written approval of the Company. Any unauthorized alteration, forgery or falsification of the content or appearance of this document is unlawful and offenders may be prosecuted to the fullest extent of the law.

SGS Taiwan Ltd.

No.134,Wu Kung Road, New Taipei Industrial Park, Wuku District, New Taipei City, Taiwan 24803/新北市五股區新北產業園區五工路 134 號

台灣檢驗科技股份有限公司

t (886-2) 2299-3279

f (886-2) 2298-0488

www.tw.sgs.com

Member of SGS Group

5. Measurements

Date: 2017/6/29

GSM 850_Head_Le Cheek_CH 190

Communication System: GSM; Frequency: 836.6 MHz; Duty Cycle: 1:8.3

Medium parameters used: $f = 837$ MHz; $\sigma = 0.872$ S/m; $\epsilon_r = 42.019$; $\rho = 1000$ kg/m³

Phantom section: Left Section

Ambient temperature: 23.1°C; Liquid temperature: 22.0°C

DASY5 Configuration:

- Probe: EX3DV4 - SN3923; ConvF(10.66, 10.66, 10.66); Calibrated: 2016/9/2;
- Sensor-Surface: 2mm (Mechanical Surface Detection)
- Electronics: DAE4 Sn547; Calibrated: 2017/3/22
- Phantom: Head
- DASY52 52.8.8(1258); SEMCAD X 14.6.10(7373)

Configuration/Head/Area Scan (71x121x1): Interpolated grid: dx=15 mm, dy=15 mm

Maximum value of SAR (interpolated) = 0.291 W/kg


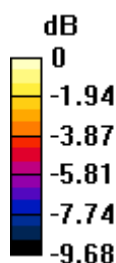
Configuration/Head/Zoom Scan (5x5x7)/Cube 0: Measurement grid: dx=8mm, dy=8mm, dz=5mm

Reference Value = 3.337 V/m; Power Drift = 0.07 dB

Peak SAR (extrapolated) = 0.314 W/kg

SAR(1 g) = 0.263 W/kg; SAR(10 g) = 0.206 W/kg

Maximum value of SAR (measured) = 0.289 W/kg



0 dB = 0.289 W/kg = -5.39 dBW/kg

Unless otherwise stated the results shown in this test report refer only to the sample(s) tested and such sample(s) are retained for 90 days only.

除非另有說明，此報告結果僅對測試之樣品負責，同時此樣品僅保留90天。本報告未經本公司書面許可，不可部份複製。

This document is issued by the Company subject to its General Conditions of Service printed overleaf, available on request or accessible at www.sgs.com/terms_and_conditions.htm and, for electronic format documents, subject to Terms and Conditions for Electronic Documents at www.sgs.com/terms_e-document.htm. Attention is drawn to the limitation of liability, indemnification and jurisdiction issues defined therein. Any holder of this document is advised that information contained hereon reflects the Company's findings at the time of its intervention only and within the limits of Client's instructions, if any. The Company's sole responsibility is to its Client and this document does not exonerate parties to a transaction from exercising all their rights and obligations under the transaction documents. This document cannot be reproduced except in full, without prior written approval of the Company. Any unauthorized alteration, forgery or falsification of the content or appearance of this document is unlawful and offenders may be prosecuted to the fullest extent of the law.

SGS Taiwan Ltd.

No.134,Wu Kung Road, New Taipei Industrial Park, Wuku District, New Taipei City, Taiwan 24803/新北市五股區新北產業園區五工路 134 號

台灣檢驗科技股份有限公司

t (886-2) 2299-3279

f (886-2) 2298-0488

www.tw.sgs.com

Member of SGS Group

Date: 2017/7/3

GSM 850_Body-worn_Front side_CH 190_15mm

Communication System: GSM; Frequency: 836.6 MHz; Duty Cycle: 1:8.3

Medium parameters used: $f = 837$ MHz; $\sigma = 1.007$ S/m; $\epsilon_r = 53.299$; $\rho = 1000$ kg/m³

Phantom section: Flat Section

Ambient temperature: 22.4°C; Liquid temperature: 21.9°C

DASY5 Configuration:

- Probe: EX3DV4 - SN3923; ConvF(10.67, 10.67, 10.67); Calibrated: 2016/9/2;
- Sensor-Surface: 2mm (Mechanical Surface Detection)
- Electronics: DAE4 Sn547; Calibrated: 2017/3/22
- Phantom: Head
- DASY52 52.8.8(1258); SEMCAD X 14.6.10(7373)

Configuration/Body/Area Scan (71x131x1): Interpolated grid: dx=15 mm, dy=15 mm

Maximum value of SAR (interpolated) = 0.324 W/kg


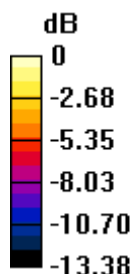
Configuration/Body/Zoom Scan (5x5x7)/Cube 0: Measurement grid: dx=8mm, dy=8mm, dz=5mm

Reference Value = 16.74 V/m; Power Drift = -0.15 dB

Peak SAR (extrapolated) = 0.371 W/kg

SAR(1 g) = 0.260 W/kg; SAR(10 g) = 0.177 W/kg

Maximum value of SAR (measured) = 0.316 W/kg



0 dB = 0.316 W/kg = -5.00 dBW/kg

Unless otherwise stated the results shown in this test report refer only to the sample(s) tested and such sample(s) are retained for 90 days only.

除非另有說明，此報告結果僅對測試之樣品負責，同時此樣品僅保留90天。本報告未經本公司書面許可，不可部份複製。

This document is issued by the Company subject to its General Conditions of Service printed overleaf, available on request or accessible at www.sgs.com/terms_and_conditions.htm and, for electronic format documents, subject to Terms and Conditions for Electronic Documents at www.sgs.com/terms_e-document.htm. Attention is drawn to the limitation of liability, indemnification and jurisdiction issues defined therein. Any holder of this document is advised that information contained hereon reflects the Company's findings at the time of its intervention only and within the limits of Client's instructions, if any. The Company's sole responsibility is to its Client and this document does not exonerate parties to a transaction from exercising all their rights and obligations under the transaction documents. This document cannot be reproduced except in full, without prior written approval of the Company. Any unauthorized alteration, forgery or falsification of the content or appearance of this document is unlawful and offenders may be prosecuted to the fullest extent of the law.

SGS Taiwan Ltd.

No.134,Wu Kung Road, New Taipei Industrial Park, Wuku District, New Taipei City, Taiwan 24803/新北市五股區新北產業園區五工路 134 號

台灣檢驗科技股份有限公司

t (886-2) 2299-3279

f (886-2) 2298-0488

www.tw.sgs.com

Member of SGS Group

Date: 2017/7/3

GPRS 850_Hotspot_Front side_CH 190_10mm

Communication System: GPRS (1Dn1Up); Frequency: 836.6 MHz; Duty Cycle: 1:8.3

Medium parameters used: $f = 837$ MHz; $\sigma = 1.007$ S/m; $\epsilon_r = 53.299$; $\rho = 1000$ kg/m³

Phantom section: Flat Section

Ambient temperature: 22.4°C; Liquid temperature: 21.9°C

DASY5 Configuration:

- Probe: EX3DV4 - SN3923; ConvF(10.67, 10.67, 10.67); Calibrated: 2016/9/2;
- Sensor-Surface: 2mm (Mechanical Surface Detection)
- Electronics: DAE4 Sn547; Calibrated: 2017/3/22
- Phantom: Head
- DASY52 52.8.8(1258); SEMCAD X 14.6.10(7373)

Configuration/Body/Area Scan (71x131x1): Interpolated grid: dx=15 mm, dy=15 mm

Maximum value of SAR (interpolated) = 0.597 W/kg

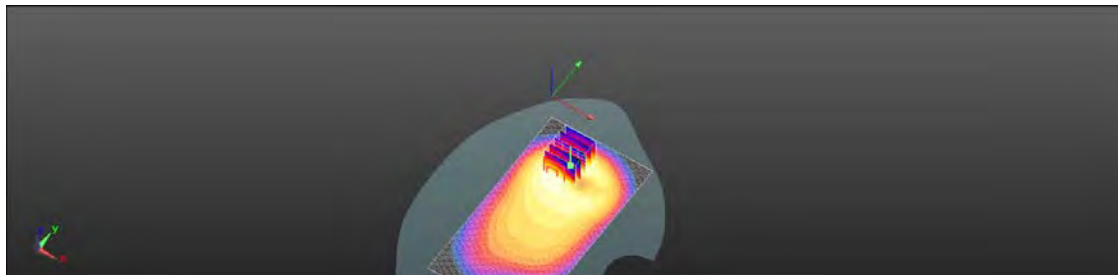
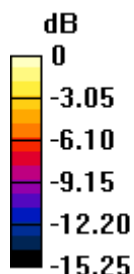
Configuration/Body/Zoom Scan (5x5x7)/Cube 0: Measurement grid: dx=8mm, dy=8mm, dz=5mm

Reference Value = 17.16 V/m; Power Drift = -0.12 dB

Peak SAR (extrapolated) = 0.720 W/kg

SAR(1 g) = 0.449 W/kg; SAR(10 g) = 0.281 W/kg

Maximum value of SAR (measured) = 0.579 W/kg



0 dB = 0.579 W/kg = -2.38 dBW/kg

Unless otherwise stated the results shown in this test report refer only to the sample(s) tested and such sample(s) are retained for 90 days only.

除非另有說明，此報告結果僅對測試之樣品負責，同時此樣品僅保留90天。本報告未經本公司書面許可，不可部份複製。

This document is issued by the Company subject to its General Conditions of Service printed overleaf, available on request or accessible at www.sgs.com/terms_and_conditions.htm and, for electronic format documents, subject to Terms and Conditions for Electronic Documents at www.sgs.com/terms_e-document.htm. Attention is drawn to the limitation of liability, indemnification and jurisdiction issues defined therein. Any holder of this document is advised that information contained hereon reflects the Company's findings at the time of its intervention only and within the limits of Client's instructions, if any. The Company's sole responsibility is to its Client and this document does not exonerate parties to a transaction from exercising all their rights and obligations under the transaction documents. This document cannot be reproduced except in full, without prior written approval of the Company. Any unauthorized alteration, forgery or falsification of the content or appearance of this document is unlawful and offenders may be prosecuted to the fullest extent of the law.

SGS Taiwan Ltd.

No.134,Wu Kung Road, New Taipei Industrial Park, Wuku District, New Taipei City, Taiwan 24803/新北市五股區新北產業園區五工路 134 號

台灣檢驗科技股份有限公司

t (886-2) 2299-3279

f (886-2) 2298-0488

www.tw.sgs.com

Member of SGS Group

Date: 2017/7/8

GSM 1900_Head_Re Cheek_CH 810

Communication System: GSM; Frequency: 1909.8 MHz; Duty Cycle: 1:8.3

Medium parameters used: $f = 1910$ MHz; $\sigma = 1.407$ S/m; $\epsilon_r = 39.997$; $\rho = 1000$ kg/m³

Phantom section: Right Section

Ambient temperature: 23.2°C; Liquid temperature: 22.4°C

DASY5 Configuration:

- Probe: EX3DV4 - SN3923; ConvF(8.9, 8.9, 8.9); Calibrated: 2016/9/2;
- Sensor-Surface: 2mm (Mechanical Surface Detection)
- Electronics: DAE4 Sn547; Calibrated: 2017/3/22
- Phantom: Head
- DASY52 52.8.8(1258); SEMCAD X 14.6.10(7373)

Configuration/Head/Area Scan (71x121x1): Interpolated grid: dx=15 mm, dy=15 mm

Maximum value of SAR (interpolated) = 0.195 W/kg

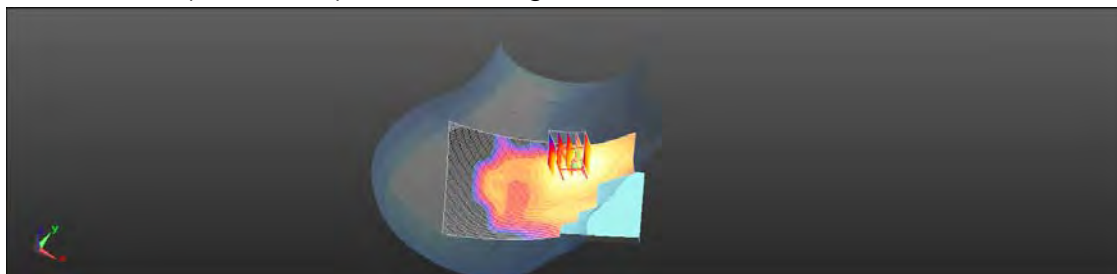
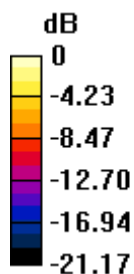
Configuration/Head/Zoom Scan (5x5x7)/Cube 0: Measurement grid: dx=8mm, dy=8mm, dz=5mm

Reference Value = 5.181 V/m; Power Drift = -0.13 dB

Peak SAR (extrapolated) = 0.206 W/kg

SAR(1 g) = 0.141 W/kg; SAR(10 g) = 0.093 W/kg

Maximum value of SAR (measured) = 0.174 W/kg



0 dB = 0.174 W/kg = -7.58 dBW/kg

Unless otherwise stated the results shown in this test report refer only to the sample(s) tested and such sample(s) are retained for 90 days only.

除非另有說明，此報告結果僅對測試之樣品負責，同時此樣品僅保留90天。本報告未經本公司書面許可，不可部份複製。

This document is issued by the Company subject to its General Conditions of Service printed overleaf, available on request or accessible at www.sgs.com/terms_and_conditions.htm and, for electronic format documents, subject to Terms and Conditions for Electronic Documents at www.sgs.com/terms_e-document.htm. Attention is drawn to the limitation of liability, indemnification and jurisdiction issues defined therein. Any holder of this document is advised that information contained hereon reflects the Company's findings at the time of its intervention only and within the limits of Client's instructions, if any. The Company's sole responsibility is to its Client and this document does not exonerate parties to a transaction from exercising all their rights and obligations under the transaction documents. This document cannot be reproduced except in full, without prior written approval of the Company. Any unauthorized alteration, forgery or falsification of the content or appearance of this document is unlawful and offenders may be prosecuted to the fullest extent of the law.

SGS Taiwan Ltd.

No.134,Wu Kung Road, New Taipei Industrial Park, Wuku District, New Taipei City, Taiwan 24803/新北市五股區新北產業園區五工路 134 號

台灣檢驗科技股份有限公司

t (886-2) 2299-3279

f (886-2) 2298-0488

www.tw.sgs.com

Member of SGS Group

Date: 2017/7/14

GSM 1900_Body-worn_Front side_CH 810_15mm

Communication System: GSM; Frequency: 1909.8 MHz; Duty Cycle: 1:8.3

Medium parameters used: $f = 1910$ MHz; $\sigma = 1.534$ S/m; $\epsilon_r = 52.736$; $\rho = 1000$ kg/m³

Phantom section: Flat Section

Ambient temperature: 22.0°C; Liquid temperature: 21.8°C

DASY5 Configuration:

- Probe: EX3DV4 - SN3923; ConvF(8.47, 8.47, 8.47); Calibrated: 2016/9/2;
- Sensor-Surface: 2mm (Mechanical Surface Detection)
- Electronics: DAE4 Sn547; Calibrated: 2017/3/22
- Phantom: Head
- DASY52 52.8.8(1258); SEMCAD X 14.6.10(7373)

Configuration/Body/Area Scan (71x131x1): Interpolated grid: dx=15 mm, dy=15 mm

Maximum value of SAR (interpolated) = 0.278 W/kg

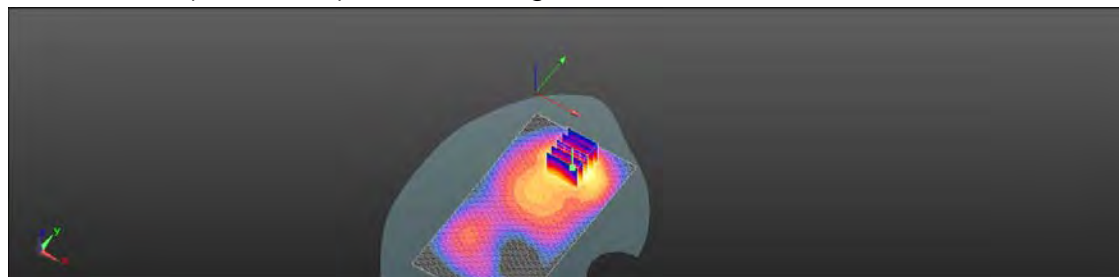
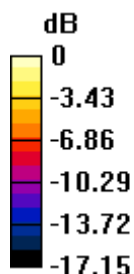
Configuration/Body/Zoom Scan (5x5x7)/Cube 0: Measurement grid: dx=8mm, dy=8mm, dz=5mm

Reference Value = 4.686 V/m; Power Drift = 0.11 dB

Peak SAR (extrapolated) = 0.341 W/kg

SAR(1 g) = 0.209 W/kg; SAR(10 g) = 0.120 W/kg

Maximum value of SAR (measured) = 0.282 W/kg



0 dB = 0.282 W/kg = -5.50 dBW/kg

Unless otherwise stated the results shown in this test report refer only to the sample(s) tested and such sample(s) are retained for 90 days only.

除非另有說明，此報告結果僅對測試之樣品負責，同時此樣品僅保留90天。本報告未經本公司書面許可，不可部份複製。

This document is issued by the Company subject to its General Conditions of Service printed overleaf, available on request or accessible at www.sgs.com/terms_and_conditions.htm and, for electronic format documents, subject to Terms and Conditions for Electronic Documents at www.sgs.com/terms_e-document.htm. Attention is drawn to the limitation of liability, indemnification and jurisdiction issues defined therein. Any holder of this document is advised that information contained hereon reflects the Company's findings at the time of its intervention only and within the limits of Client's instructions, if any. The Company's sole responsibility is to its Client and this document does not exonerate parties to a transaction from exercising all their rights and obligations under the transaction documents. This document cannot be reproduced except in full, without prior written approval of the Company. Any unauthorized alteration, forgery or falsification of the content or appearance of this document is unlawful and offenders may be prosecuted to the fullest extent of the law.

SGS Taiwan Ltd.

No.134,Wu Kung Road, New Taipei Industrial Park, Wuku District, New Taipei City, Taiwan 24803/新北市五股區新北產業園區五工路 134 號

台灣檢驗科技股份有限公司

t (886-2) 2299-3279

f (886-2) 2298-0488

www.tw.sgs.com

Member of SGS Group

Date: 2017/7/14

GPRS 1900_Hotspot_Bottom side_CH 512_10mm

Communication System: GPRS (1Dn4Up); Frequency: 1850.2 MHz; Duty Cycle: 1:2

Medium parameters used: $f = 1850.2$ MHz; $\sigma = 1.474$ S/m; $\epsilon_r = 52.927$; $\rho = 1000$ kg/m³

Phantom section: Flat Section

Ambient temperature: 22.0°C; Liquid temperature: 21.8°C

DASY5 Configuration:

- Probe: EX3DV4 - SN3923; ConvF(8.47, 8.47, 8.47); Calibrated: 2016/9/2;
- Sensor-Surface: 2mm (Mechanical Surface Detection)
- Electronics: DAE4 Sn547; Calibrated: 2017/3/22
- Phantom: Head
- DASY52 52.8.8(1258); SEMCAD X 14.6.10(7373)

Configuration/Body/Area Scan (51x101x1): Interpolated grid: dx=15 mm, dy=15 mm

Maximum value of SAR (interpolated) = 0.996 W/kg

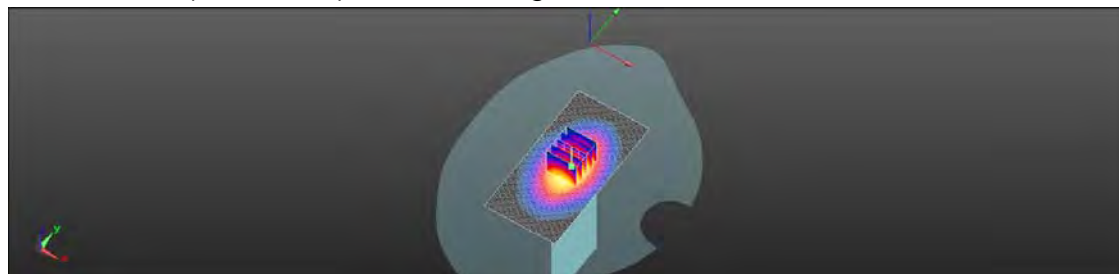
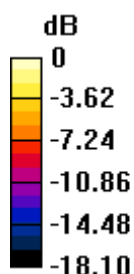
Configuration/Body/Zoom Scan (5x5x7)/Cube 0: Measurement grid: dx=8mm, dy=8mm, dz=5mm

Reference Value = 25.15 V/m; Power Drift = 0.08 dB

Peak SAR (extrapolated) = 1.21 W/kg

SAR(1 g) = 0.717 W/kg; SAR(10 g) = 0.386 W/kg

Maximum value of SAR (measured) = 0.986 W/kg



0 dB = 0.986 W/kg = -0.06 dBW/kg

Unless otherwise stated the results shown in this test report refer only to the sample(s) tested and such sample(s) are retained for 90 days only.

除非另有說明，此報告結果僅對測試之樣品負責，同時此樣品僅保留90天。本報告未經本公司書面許可，不可部份複製。

This document is issued by the Company subject to its General Conditions of Service printed overleaf, available on request or accessible at www.sgs.com/terms_and_conditions.htm and, for electronic format documents, subject to Terms and Conditions for Electronic Documents at www.sgs.com/terms_e-document.htm. Attention is drawn to the limitation of liability, indemnification and jurisdiction issues defined therein. Any holder of this document is advised that information contained hereon reflects the Company's findings at the time of its intervention only and within the limits of Client's instructions, if any. The Company's sole responsibility is to its Client and this document does not exonerate parties to a transaction from exercising all their rights and obligations under the transaction documents. This document cannot be reproduced except in full, without prior written approval of the Company. Any unauthorized alteration, forgery or falsification of the content or appearance of this document is unlawful and offenders may be prosecuted to the fullest extent of the law.

SGS Taiwan Ltd.

No.134,Wu Kung Road, New Taipei Industrial Park, Wuku District, New Taipei City, Taiwan 24803/新北市五股區新北產業園區五工路 134 號

台灣檢驗科技股份有限公司

t (886-2) 2299-3279

f (886-2) 2298-0488

www.tw.sgs.com

Member of SGS Group

Date: 2017/7/8

WCDMA Band II_Head_Re Cheek_CH 9262

Communication System: WCDMA; Frequency: 1852.4 MHz; Duty Cycle: 1:1

Medium parameters used: $f = 1852.4$ MHz; $\sigma = 1.344$ S/m; $\epsilon_r = 40.206$; $\rho = 1000$ kg/m³

Phantom section: Right Section

Ambient temperature: 23.2°C; Liquid temperature: 22.4°C

DASY5 Configuration:

- Probe: EX3DV4 - SN3923; ConvF(8.9, 8.9, 8.9); Calibrated: 2016/9/2;
- Sensor-Surface: 2mm (Mechanical Surface Detection)
- Electronics: DAE4 Sn547; Calibrated: 2017/3/22
- Phantom: Head
- DASY52 52.8.8(1258); SEMCAD X 14.6.10(7373)

Configuration/Head/Area Scan (71x121x1): Interpolated grid: dx=15 mm, dy=15 mm

Maximum value of SAR (interpolated) = 0.209 W/kg

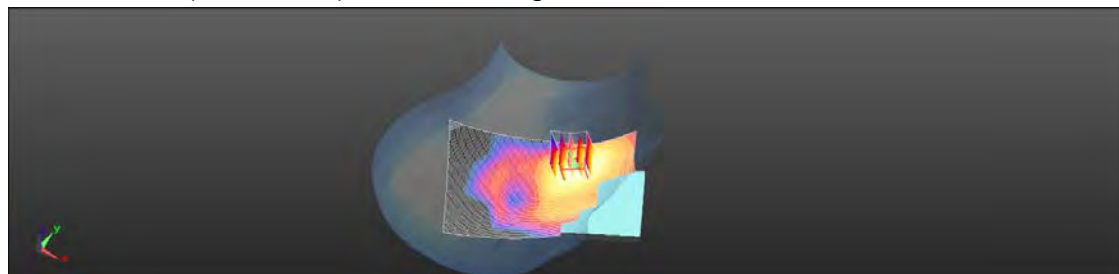
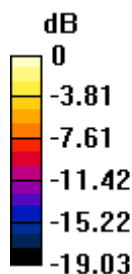
Configuration/Head/Zoom Scan (5x5x7)/Cube 0: Measurement grid: dx=8mm, dy=8mm, dz=5mm

Reference Value = 4.761 V/m; Power Drift = -0.15 dB

Peak SAR (extrapolated) = 0.234 W/kg

SAR(1 g) = 0.158 W/kg; SAR(10 g) = 0.101 W/kg

Maximum value of SAR (measured) = 0.198 W/kg



0 dB = 0.198 W/kg = -7.04 dBW/kg

Unless otherwise stated the results shown in this test report refer only to the sample(s) tested and such sample(s) are retained for 90 days only.

除非另有說明，此報告結果僅對測試之樣品負責，同時此樣品僅保留90天。本報告未經本公司書面許可，不可部份複製。

This document is issued by the Company subject to its General Conditions of Service printed overleaf, available on request or accessible at www.sgs.com/terms_and_conditions.htm and, for electronic format documents, subject to Terms and Conditions for Electronic Documents at www.sgs.com/terms_e-document.htm. Attention is drawn to the limitation of liability, indemnification and jurisdiction issues defined therein. Any holder of this document is advised that information contained hereon reflects the Company's findings at the time of its intervention only and within the limits of Client's instructions, if any. The Company's sole responsibility is to its Client and this document does not exonerate parties to a transaction from exercising all their rights and obligations under the transaction documents. This document cannot be reproduced except in full, without prior written approval of the Company. Any unauthorized alteration, forgery or falsification of the content or appearance of this document is unlawful and offenders may be prosecuted to the fullest extent of the law.

SGS Taiwan Ltd.

No.134,Wu Kung Road, New Taipei Industrial Park, Wuku District, New Taipei City, Taiwan 24803/新北市五股區新北產業園區五工路 134 號

台灣檢驗科技股份有限公司

t (886-2) 2299-3279

f (886-2) 2298-0488

www.tw.sgs.com

Member of SGS Group

Date: 2017/7/14

WCDMA Band II_Hotspot_Bottom side_CH 9400_10mm

Communication System: WCDMA; Frequency: 1880 MHz; Duty Cycle: 1:1

Medium parameters used: $f = 1880$ MHz; $\sigma = 1.504$ S/m; $\epsilon_r = 52.762$; $\rho = 1000$ kg/m³

Phantom section: Flat Section

Ambient temperature: 22.0°C; Liquid temperature: 21.8°C

DASY5 Configuration:

- Probe: EX3DV4 - SN3923; ConvF(8.47, 8.47, 8.47); Calibrated: 2016/9/2;
- Sensor-Surface: 2mm (Mechanical Surface Detection)
- Electronics: DAE4 Sn547; Calibrated: 2017/3/22
- Phantom: Head
- DASY52 52.8.8(1258); SEMCAD X 14.6.10(7373)

Configuration/Body/Area Scan (51x81x1): Interpolated grid: dx=15 mm, dy=15 mm

Maximum value of SAR (interpolated) = 1.62 W/kg

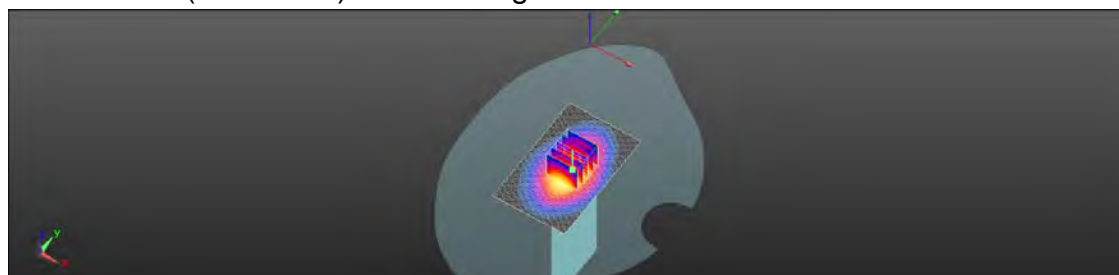
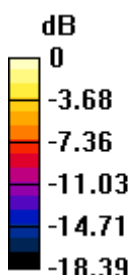
Configuration/Body/Zoom Scan (5x5x7)/Cube 0: Measurement grid: dx=8mm, dy=8mm, dz=5mm

Reference Value = 31.42 V/m; Power Drift = 0.01 dB

Peak SAR (extrapolated) = 1.95 W/kg

SAR(1 g) = 1.11 W/kg; SAR(10 g) = 0.637 W/kg

Maximum value of SAR (measured) = 1.61 W/kg



0 dB = 1.61 W/kg = 2.06 dBW/kg

Unless otherwise stated the results shown in this test report refer only to the sample(s) tested and such sample(s) are retained for 90 days only.

除非另有說明，此報告結果僅對測試之樣品負責，同時此樣品僅保留90天。本報告未經本公司書面許可，不可部份複製。

This document is issued by the Company subject to its General Conditions of Service printed overleaf, available on request or accessible at www.sgs.com/terms_and_conditions.htm and, for electronic format documents, subject to Terms and Conditions for Electronic Documents at www.sgs.com/terms_e-document.htm. Attention is drawn to the limitation of liability, indemnification and jurisdiction issues defined therein. Any holder of this document is advised that information contained hereon reflects the Company's findings at the time of its intervention only and within the limits of Client's instructions, if any. The Company's sole responsibility is to its Client and this document does not exonerate parties to a transaction from exercising all their rights and obligations under the transaction documents. This document cannot be reproduced except in full, without prior written approval of the Company. Any unauthorized alteration, forgery or falsification of the content or appearance of this document is unlawful and offenders may be prosecuted to the fullest extent of the law.

SGS Taiwan Ltd.

No.134,Wu Kung Road, New Taipei Industrial Park, Wuku District, New Taipei City, Taiwan 24803/新北市五股區新北產業園區五工路 134 號

台灣檢驗科技股份有限公司

t (886-2) 2299-3279

f (886-2) 2298-0488

www.tw.sgs.com

Member of SGS Group

Date: 2017/7/7

WCDMA Band IV_Head_Re Cheek_CH 1412

Communication System: WCDMA; Frequency: 1732.4 MHz; Duty Cycle: 1:1

Medium parameters used: $f = 1732.4$ MHz; $\sigma = 1.322$ S/m; $\epsilon_r = 39.898$; $\rho = 1000$ kg/m³

Phantom section: Right Section

Ambient temperature: 22.7°C; Liquid temperature: 22.5°C

DASY5 Configuration:

- Probe: EX3DV4 - SN3923; ConvF(9.27, 9.27, 9.27); Calibrated: 2016/9/2;
- Sensor-Surface: 2mm (Mechanical Surface Detection)
- Electronics: DAE4 Sn547; Calibrated: 2017/3/22
- Phantom: Head
- DASY52 52.8.8(1258); SEMCAD X 14.6.10(7373)

Configuration/Head/Area Scan (71x121x1): Interpolated grid: dx=15 mm, dy=15 mm

Maximum value of SAR (interpolated) = 0.322 W/kg


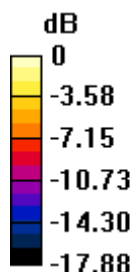
Configuration/Head/Zoom Scan (5x5x7)/Cube 0: Measurement grid: dx=8mm, dy=8mm, dz=5mm

Reference Value = 6.592 V/m; Power Drift = 0.13 dB

Peak SAR (extrapolated) = 0.383 W/kg

SAR(1 g) = 0.250 W/kg; SAR(10 g) = 0.156 W/kg

Maximum value of SAR (measured) = 0.319 W/kg



0 dB = 0.319 W/kg = -4.96 dBW/kg

Unless otherwise stated the results shown in this test report refer only to the sample(s) tested and such sample(s) are retained for 90 days only.

除非另有說明，此報告結果僅對測試之樣品負責，同時此樣品僅保留90天。本報告未經本公司書面許可，不可部份複製。

This document is issued by the Company subject to its General Conditions of Service printed overleaf, available on request or accessible at www.sgs.com/terms_and_conditions.htm and, for electronic format documents, subject to Terms and Conditions for Electronic Documents at www.sgs.com/terms_e-document.htm. Attention is drawn to the limitation of liability, indemnification and jurisdiction issues defined therein. Any holder of this document is advised that information contained hereon reflects the Company's findings at the time of its intervention only and within the limits of Client's instructions, if any. The Company's sole responsibility is to its Client and this document does not exonerate parties to a transaction from exercising all their rights and obligations under the transaction documents. This document cannot be reproduced except in full, without prior written approval of the Company. Any unauthorized alteration, forgery or falsification of the content or appearance of this document is unlawful and offenders may be prosecuted to the fullest extent of the law.

SGS Taiwan Ltd.

No.134,Wu Kung Road, New Taipei Industrial Park, Wuku District, New Taipei City, Taiwan 24803/新北市五股區新北產業園區五工路 134 號

台灣檢驗科技股份有限公司

t (886-2) 2299-3279

f (886-2) 2298-0488

www.tw.sgs.com

Member of SGS Group

Date: 2017/7/13

WCDMA Band IV_Body-worn_Front side_CH 1412_15mm

Communication System: WCDMA; Frequency: 1732.4 MHz; Duty Cycle: 1:1

Medium parameters used: $f = 1732.4$ MHz; $\sigma = 1.419$ S/m; $\epsilon_r = 53.851$; $\rho = 1000$ kg/m³

Phantom section: Flat Section

Ambient temperature: 22.5°C; Liquid temperature: 22.2°C

DASY5 Configuration:

- Probe: EX3DV4 - SN3923; ConvF(8.78, 8.78, 8.78); Calibrated: 2016/9/2;
- Sensor-Surface: 2mm (Mechanical Surface Detection)
- Electronics: DAE4 Sn547; Calibrated: 2017/3/22
- Phantom: Head
- DASY52 52.8.8(1258); SEMCAD X 14.6.10(7373)

Configuration/Body/Area Scan (71x131x1): Interpolated grid: dx=15 mm, dy=15 mm

Maximum value of SAR (interpolated) = 0.604 W/kg

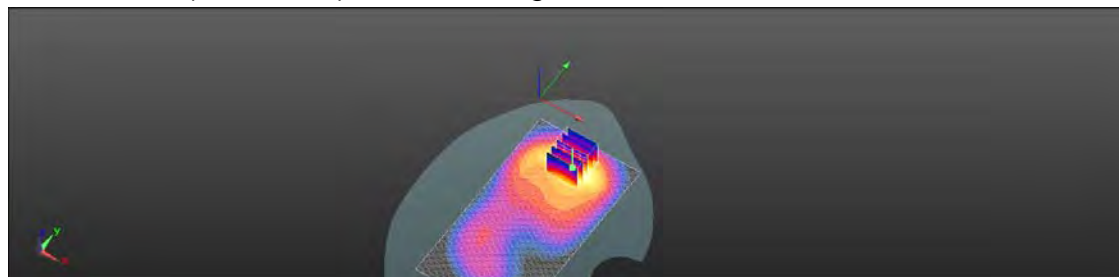
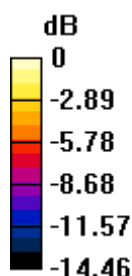
Configuration/Body/Zoom Scan (5x5x7)/Cube 0: Measurement grid: dx=8mm, dy=8mm, dz=5mm

Reference Value = 6.487 V/m; Power Drift = 0.02 dB

Peak SAR (extrapolated) = 0.721 W/kg

SAR(1 g) = 0.470 W/kg; SAR(10 g) = 0.286 W/kg

Maximum value of SAR (measured) = 0.608 W/kg



0 dB = 0.608 W/kg = -2.16 dBW/kg

Unless otherwise stated the results shown in this test report refer only to the sample(s) tested and such sample(s) are retained for 90 days only.

除非另有說明，此報告結果僅對測試之樣品負責，同時此樣品僅保留90天。本報告未經本公司書面許可，不可部份複製。

This document is issued by the Company subject to its General Conditions of Service printed overleaf, available on request or accessible at www.sgs.com/terms_and_conditions.htm and, for electronic format documents, subject to Terms and Conditions for Electronic Documents at www.sgs.com/terms_e-document.htm. Attention is drawn to the limitation of liability, indemnification and jurisdiction issues defined therein. Any holder of this document is advised that information contained hereon reflects the Company's findings at the time of its intervention only and within the limits of Client's instructions, if any. The Company's sole responsibility is to its Client and this document does not exonerate parties to a transaction from exercising all their rights and obligations under the transaction documents. This document cannot be reproduced except in full, without prior written approval of the Company. Any unauthorized alteration, forgery or falsification of the content or appearance of this document is unlawful and offenders may be prosecuted to the fullest extent of the law.

SGS Taiwan Ltd.

No.134,Wu Kung Road, New Taipei Industrial Park, Wuku District, New Taipei City, Taiwan 24803/新北市五股區新北產業園區五工路 134 號

台灣檢驗科技股份有限公司

t (886-2) 2299-3279

f (886-2) 2298-0488

www.tw.sgs.com

Member of SGS Group

Date: 2017/7/13

WCDMA Band IV_Hotspot_Bottom side_CH 1312_10mm

Communication System: WCDMA; Frequency: 1712.4 MHz; Duty Cycle: 1:1

Medium parameters used: $f = 1712.4$ MHz; $\sigma = 1.406$ S/m; $\epsilon_r = 53.9$; $\rho = 1000$ kg/m³

Phantom section: Flat Section

Ambient temperature: 22.5°C; Liquid temperature: 22.2°C

DASY5 Configuration:

- Probe: EX3DV4 - SN3923; ConvF(8.78, 8.78, 8.78); Calibrated: 2016/9/2;
- Sensor-Surface: 2mm (Mechanical Surface Detection)
- Electronics: DAE4 Sn547; Calibrated: 2017/3/22
- Phantom: Head
- DASY52 52.8.8(1258); SEMCAD X 14.6.10(7373)

Configuration/Body/Area Scan (51x101x1): Interpolated grid: dx=15 mm, dy=15 mm

Maximum value of SAR (interpolated) = 1.67 W/kg

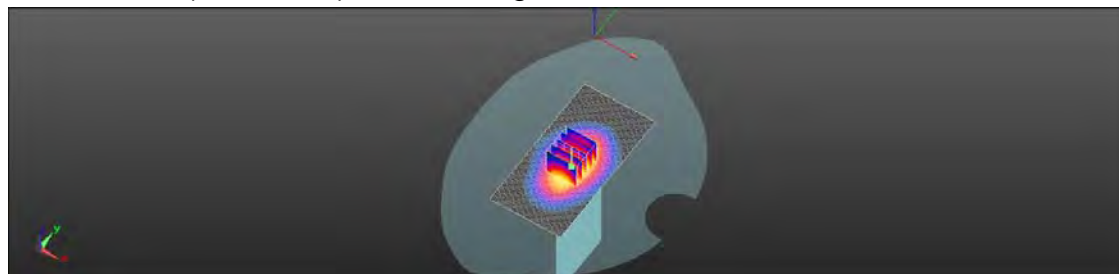
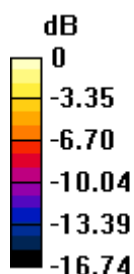
Configuration/Body/Zoom Scan (5x5x7)/Cube 0: Measurement grid: dx=8mm, dy=8mm, dz=5mm

Reference Value = 33.36 V/m; Power Drift = 0.11 dB

Peak SAR (extrapolated) = 1.96 W/kg

SAR(1 g) = 1.21 W/kg; SAR(10 g) = 0.680 W/kg

Maximum value of SAR (measured) = 1.61 W/kg



0 dB = 1.61 W/kg = 2.06 dBW/kg

Unless otherwise stated the results shown in this test report refer only to the sample(s) tested and such sample(s) are retained for 90 days only.

除非另有說明，此報告結果僅對測試之樣品負責，同時此樣品僅保留90天。本報告未經本公司書面許可，不可部份複製。

This document is issued by the Company subject to its General Conditions of Service printed overleaf, available on request or accessible at www.sgs.com/terms_and_conditions.htm and, for electronic format documents, subject to Terms and Conditions for Electronic Documents at www.sgs.com/terms_e-document.htm. Attention is drawn to the limitation of liability, indemnification and jurisdiction issues defined therein. Any holder of this document is advised that information contained hereon reflects the Company's findings at the time of its intervention only and within the limits of Client's instructions, if any. The Company's sole responsibility is to its Client and this document does not exonerate parties to a transaction from exercising all their rights and obligations under the transaction documents. This document cannot be reproduced except in full, without prior written approval of the Company. Any unauthorized alteration, forgery or falsification of the content or appearance of this document is unlawful and offenders may be prosecuted to the fullest extent of the law.

SGS Taiwan Ltd.

No.134,Wu Kung Road, New Taipei Industrial Park, Wuku District, New Taipei City, Taiwan 24803/新北市五股區新北產業園區五工路 134 號

台灣檢驗科技股份有限公司

t (886-2) 2299-3279

f (886-2) 2298-0488

www.tw.sgs.com

Member of SGS Group

Date: 2017/6/29

WCDMA Band V_Head_Le Cheek_CH 4233

Communication System: WCDMA; Frequency: 846.6 MHz; Duty Cycle: 1:1

Medium parameters used: $f = 847$ MHz; $\sigma = 0.884$ S/m; $\epsilon_r = 42.009$; $\rho = 1000$ kg/m³

Phantom section: Left Section

Ambient temperature: 23.1°C; Liquid temperature: 22.0°C

DASY5 Configuration:

- Probe: EX3DV4 - SN3923; ConvF(10.66, 10.66, 10.66); Calibrated: 2016/9/2;
- Sensor-Surface: 2mm (Mechanical Surface Detection)
- Electronics: DAE4 Sn547; Calibrated: 2017/3/22
- Phantom: Head
- DASY52 52.8.8(1258); SEMCAD X 14.6.10(7373)

Configuration/Head/Area Scan (71x121x1): Interpolated grid: dx=15 mm, dy=15 mm

Maximum value of SAR (interpolated) = 0.352 W/kg


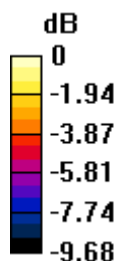
Configuration/Head/Zoom Scan (5x5x7)/Cube 0: Measurement grid: dx=8mm, dy=8mm, dz=5mm

Reference Value = 3.370 V/m; Power Drift = 0.08 dB

Peak SAR (extrapolated) = 0.372 W/kg

SAR(1 g) = 0.309 W/kg; SAR(10 g) = 0.242 W/kg

Maximum value of SAR (measured) = 0.342 W/kg



0 dB = 0.342 W/kg = -4.66 dBW/kg

Unless otherwise stated the results shown in this test report refer only to the sample(s) tested and such sample(s) are retained for 90 days only.

除非另有說明，此報告結果僅對測試之樣品負責，同時此樣品僅保留90天。本報告未經本公司書面許可，不可部份複製。

This document is issued by the Company subject to its General Conditions of Service printed overleaf, available on request or accessible at www.sgs.com/terms_and_conditions.htm and, for electronic format documents, subject to Terms and Conditions for Electronic Documents at www.sgs.com/terms_e-document.htm. Attention is drawn to the limitation of liability, indemnification and jurisdiction issues defined therein. Any holder of this document is advised that information contained hereon reflects the Company's findings at the time of its intervention only and within the limits of Client's instructions, if any. The Company's sole responsibility is to its Client and this document does not exonerate parties to a transaction from exercising all their rights and obligations under the transaction documents. This document cannot be reproduced except in full, without prior written approval of the Company. Any unauthorized alteration, forgery or falsification of the content or appearance of this document is unlawful and offenders may be prosecuted to the fullest extent of the law.

SGS Taiwan Ltd.

No.134,Wu Kung Road, New Taipei Industrial Park, Wuku District, New Taipei City, Taiwan 24803/新北市五股區新北產業園區五工路 134 號

台灣檢驗科技股份有限公司

t (886-2) 2299-3279

f (886-2) 2298-0488

www.tw.sgs.com

Member of SGS Group

Date: 2017/7/3

WCDMA Band V_Hotspot_Front side_CH 4233_10mm

Communication System: WCDMA; Frequency: 846.6 MHz; Duty Cycle: 1:1

Medium parameters used: $f = 847$ MHz; $\sigma = 1.019$ S/m; $\epsilon_r = 53.192$; $\rho = 1000$ kg/m³

Phantom section: Flat Section

Ambient temperature: 22.4°C; Liquid temperature: 21.9°C

DASY5 Configuration:

- Probe: EX3DV4 - SN3923; ConvF(10.67, 10.67, 10.67); Calibrated: 2016/9/2;
- Sensor-Surface: 2mm (Mechanical Surface Detection)
- Electronics: DAE4 Sn547; Calibrated: 2017/3/22
- Phantom: Head
- DASY52 52.8.8(1258); SEMCAD X 14.6.10(7373)

Configuration/Body/Area Scan (71x131x1): Interpolated grid: dx=15 mm, dy=15 mm

Maximum value of SAR (interpolated) = 0.715 W/kg

Configuration/Body/Zoom Scan (5x5x7)/Cube 0: Measurement grid: dx=8mm, dy=8mm, dz=5mm

Reference Value = 18.76 V/m; Power Drift = -0.18 dB

Peak SAR (extrapolated) = 0.839 W/kg

SAR(1 g) = 0.531 W/kg; SAR(10 g) = 0.344 W/kg

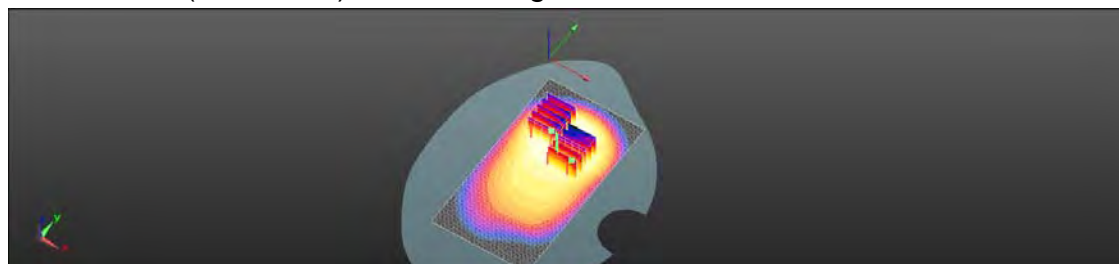
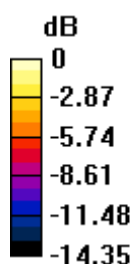
Configuration/Body/Zoom Scan (5x5x7)/Cube 1: Measurement grid: dx=8mm, dy=8mm, dz=5mm

Reference Value = 18.76 V/m; Power Drift = -0.18 dB

Peak SAR (extrapolated) = 0.651 W/kg

SAR(1 g) = 0.440 W/kg; SAR(10 g) = 0.311 W/kg

Maximum value of SAR (measured) = 0.543 W/kg



0 dB = 0.543 W/kg = -2.65 dBW/kg

Unless otherwise stated the results shown in this test report refer only to the sample(s) tested and such sample(s) are retained for 90 days only.

除非另有說明，此報告結果僅對測試之樣品負責，同時此樣品僅保留90天。本報告未經本公司書面許可，不可部份複製。

This document is issued by the Company subject to its General Conditions of Service printed overleaf, available on request or accessible at www.sgs.com/terms_and_conditions.htm and, for electronic format documents, subject to Terms and Conditions for Electronic Documents at www.sgs.com/terms_e-document.htm. Attention is drawn to the limitation of liability, indemnification and jurisdiction issues defined therein. Any holder of this document is advised that information contained hereon reflects the Company's findings at the time of its intervention only and within the limits of Client's instructions, if any. The Company's sole responsibility is to its Client and this document does not exonerate parties to a transaction from exercising all their rights and obligations under the transaction documents. This document cannot be reproduced except in full, without prior written approval of the Company. Any unauthorized alteration, forgery or falsification of the content or appearance of this document is unlawful and offenders may be prosecuted to the fullest extent of the law.

SGS Taiwan Ltd.

No.134,Wu Kung Road, New Taipei Industrial Park, Wuku District, New Taipei City, Taiwan 24803/新北市五股區新北產業園區五工路 134 號

台灣檢驗科技股份有限公司

t (886-2) 2299-3279

f (886-2) 2298-0488

www.tw.sgs.com

Member of SGS Group

Date: 2017/7/8

LTE Band 2 (20MHz)_Head_Re Cheek_CH 18700_QPSK_1-0

Communication System: LTE; Frequency: 1860 MHz; Duty Cycle: 1:1

Medium parameters used: $f = 1860$ MHz; $\sigma = 1.353$ S/m; $\epsilon_r = 40.15$; $\rho = 1000$ kg/m³

Phantom section: Right Section

Ambient temperature: 23.2°C; Liquid temperature: 22.4°C

DASY5 Configuration:

- Probe: EX3DV4 - SN3923; ConvF(8.9, 8.9, 8.9); Calibrated: 2016/9/2;
- Sensor-Surface: 2mm (Mechanical Surface Detection)
- Electronics: DAE4 Sn547; Calibrated: 2017/3/22
- Phantom: Head
- DASY52 52.8.8(1258); SEMCAD X 14.6.10(7373)

Configuration/Head/Area Scan (71x121x1): Interpolated grid: dx=15 mm, dy=15 mm

Maximum value of SAR (interpolated) = 0.224 W/kg

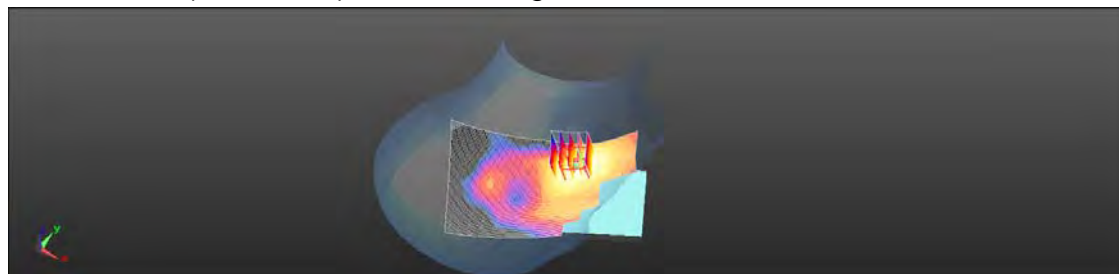
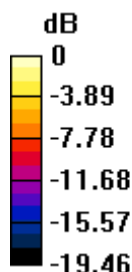
Configuration/Head/Zoom Scan (5x5x7)/Cube 0: Measurement grid: dx=8mm, dy=8mm, dz=5mm

Reference Value = 4.896 V/m; Power Drift = 0.15 dB

Peak SAR (extrapolated) = 0.234 W/kg

SAR(1 g) = 0.156 W/kg; SAR(10 g) = 0.098 W/kg

Maximum value of SAR (measured) = 0.200 W/kg



0 dB = 0.200 W/kg = -7.00 dBW/kg

Unless otherwise stated the results shown in this test report refer only to the sample(s) tested and such sample(s) are retained for 90 days only.

除非另有說明，此報告結果僅對測試之樣品負責，同時此樣品僅保留90天。本報告未經本公司書面許可，不可部份複製。

This document is issued by the Company subject to its General Conditions of Service printed overleaf, available on request or accessible at www.sgs.com/terms_and_conditions.htm and, for electronic format documents, subject to Terms and Conditions for Electronic Documents at www.sgs.com/terms_e-document.htm. Attention is drawn to the limitation of liability, indemnification and jurisdiction issues defined therein. Any holder of this document is advised that information contained hereon reflects the Company's findings at the time of its intervention only and within the limits of Client's instructions, if any. The Company's sole responsibility is to its Client and this document does not exonerate parties to a transaction from exercising all their rights and obligations under the transaction documents. This document cannot be reproduced except in full, without prior written approval of the Company. Any unauthorized alteration, forgery or falsification of the content or appearance of this document is unlawful and offenders may be prosecuted to the fullest extent of the law.

SGS Taiwan Ltd.

No.134,Wu Kung Road, New Taipei Industrial Park, Wuku District, New Taipei City, Taiwan 24803/新北市五股區新北產業園區五工路 134 號

台灣檢驗科技股份有限公司

t (886-2) 2299-3279

f (886-2) 2298-0488

www.tw.sgs.com

Member of SGS Group

Date: 2017/7/14

LTE Band 2 (20MHz)_Hotspot_Bottom side_CH 18900_QPSK_1-50_10mm

Communication System: LTE; Frequency: 1880 MHz; Duty Cycle: 1:1

Medium parameters used: $f = 1880 \text{ MHz}$; $\sigma = 1.504 \text{ S/m}$; $\epsilon_r = 52.762$; $\rho = 1000 \text{ kg/m}^3$

Phantom section: Flat Section

Ambient temperature: 22.0°C ; Liquid temperature: 21.8°C

DASY5 Configuration:

- Probe: EX3DV4 - SN3923; ConvF(8.47, 8.47, 8.47); Calibrated: 2016/9/2;
- Sensor-Surface: 2mm (Mechanical Surface Detection)
- Electronics: DAE4 Sn547; Calibrated: 2017/3/22
- Phantom: Head
- DASY52 52.8.8(1258); SEMCAD X 14.6.10(7373)

Configuration/Body/Area Scan (51x101x1): Interpolated grid: $dx=15 \text{ mm}$, $dy=15 \text{ mm}$

Maximum value of SAR (interpolated) = 1.56 W/kg

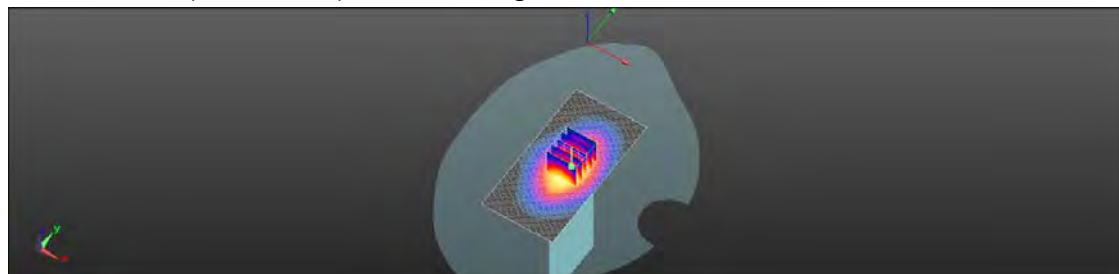
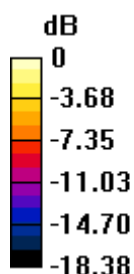
Configuration/Body/Zoom Scan (5x5x7)/Cube 0: Measurement grid: $dx=8\text{mm}$, $dy=8\text{mm}$, $dz=5\text{mm}$

Reference Value = 32.46 V/m ; Power Drift = -0.08 dB

Peak SAR (extrapolated) = 1.88 W/kg

SAR(1 g) = 1.13 W/kg ; SAR(10 g) = 0.574 W/kg

Maximum value of SAR (measured) = 1.51 W/kg



0 dB = 1.51 W/kg = 1.79 dBW/kg

Unless otherwise stated the results shown in this test report refer only to the sample(s) tested and such sample(s) are retained for 90 days only.

除非另有說明，此報告結果僅對測試之樣品負責，同時此樣品僅保留90天。本報告未經本公司書面許可，不可部份複製。

This document is issued by the Company subject to its General Conditions of Service printed overleaf, available on request or accessible at www.sgs.com/terms_and_conditions.htm and, for electronic format documents, subject to Terms and Conditions for Electronic Documents at www.sgs.com/terms_e-document.htm. Attention is drawn to the limitation of liability, indemnification and jurisdiction issues defined therein. Any holder of this document is advised that information contained hereon reflects the Company's findings at the time of its intervention only and within the limits of Client's instructions, if any. The Company's sole responsibility is to its Client and this document does not exonerate parties to a transaction from exercising all their rights and obligations under the transaction documents. This document cannot be reproduced except in full, without prior written approval of the Company. Any unauthorized alteration, forgery or falsification of the content or appearance of this document is unlawful and offenders may be prosecuted to the fullest extent of the law.

SGS Taiwan Ltd.

No.134,Wu Kung Road, New Taipei Industrial Park, Wuku District, New Taipei City, Taiwan 24803/新北市五股區新北產業園區五工路 134 號

台灣檢驗科技股份有限公司

t (886-2) 2299-3279

f (886-2) 2298-0488

www.tw.sgs.com

Member of SGS Group

Date: 2017/7/7

LTE Band 4 (20MHz)_Head_Re Cheek_CH 20050_QPSK_1-50_1

Communication System: LTE; Frequency: 1720 MHz; Duty Cycle: 1:1

Medium parameters used: $f = 1720$ MHz; $\sigma = 1.314$ S/m; $\epsilon_r = 39.917$; $\rho = 1000$ kg/m³

Phantom section: Right Section

Ambient temperature: 22.7°C; Liquid temperature: 22.5°C

DASY5 Configuration:

- Probe: EX3DV4 - SN3923; ConvF(9.27, 9.27, 9.27); Calibrated: 2016/9/2;
- Sensor-Surface: 2mm (Mechanical Surface Detection)
- Electronics: DAE4 Sn547; Calibrated: 2017/3/22
- Phantom: Head
- DASY52 52.8.8(1258); SEMCAD X 14.6.10(7373)

Configuration/Head/Area Scan (71x121x1): Interpolated grid: dx=15 mm, dy=15 mm

Maximum value of SAR (interpolated) = 0.301 W/kg

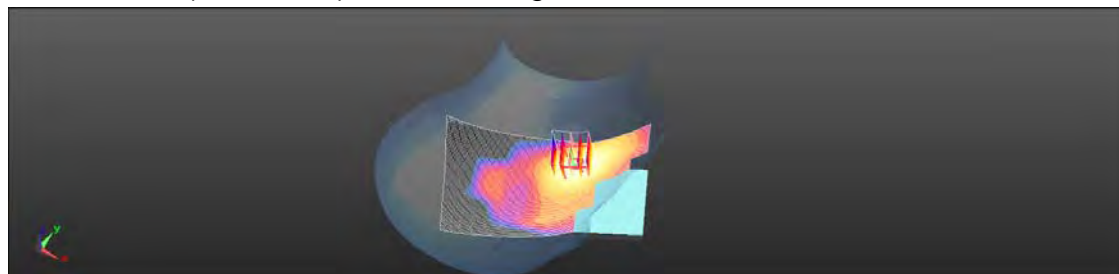
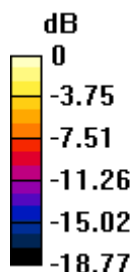
Configuration/Head/Zoom Scan (5x5x7)/Cube 0: Measurement grid: dx=8mm, dy=8mm, dz=5mm

Reference Value = 5.934 V/m; Power Drift = 0.06 dB

Peak SAR (extrapolated) = 0.354 W/kg

SAR(1 g) = 0.231 W/kg; SAR(10 g) = 0.146 W/kg

Maximum value of SAR (measured) = 0.292 W/kg



0 dB = 0.292 W/kg = -5.34 dBW/kg

Unless otherwise stated the results shown in this test report refer only to the sample(s) tested and such sample(s) are retained for 90 days only.

除非另有說明，此報告結果僅對測試之樣品負責，同時此樣品僅保留90天。本報告未經本公司書面許可，不可部份複製。

This document is issued by the Company subject to its General Conditions of Service printed overleaf, available on request or accessible at www.sgs.com/terms_and_conditions.htm and, for electronic format documents, subject to Terms and Conditions for Electronic Documents at www.sgs.com/terms_e-document.htm. Attention is drawn to the limitation of liability, indemnification and jurisdiction issues defined therein. Any holder of this document is advised that information contained hereon reflects the Company's findings at the time of its intervention only and within the limits of Client's instructions, if any. The Company's sole responsibility is to its Client and this document does not exonerate parties to a transaction from exercising all their rights and obligations under the transaction documents. This document cannot be reproduced except in full, without prior written approval of the Company. Any unauthorized alteration, forgery or falsification of the content or appearance of this document is unlawful and offenders may be prosecuted to the fullest extent of the law.

SGS Taiwan Ltd.

No.134,Wu Kung Road, New Taipei Industrial Park, Wuku District, New Taipei City, Taiwan 24803/新北市五股區新北產業園區五工路 134 號

台灣檢驗科技股份有限公司

t (886-2) 2299-3279

f (886-2) 2298-0488

www.tw.sgs.com

Member of SGS Group

Date: 2017/7/13

LTE Band 4 (20MHz)_Body-worn_Front side_CH 20050_QPSK_1-50_15mm

Communication System: WCDMA; Frequency: 1720 MHz; Duty Cycle: 1:1

Medium parameters used: $f = 1720$ MHz; $\sigma = 1.411$ S/m; $\epsilon_r = 53.884$; $\rho = 1000$ kg/m³

Phantom section: Flat Section

DASY5 Configuration:

- Probe: EX3DV4 - SN3923; ConvF(8.78, 8.78, 8.78); Calibrated: 2016/9/2;
- Sensor-Surface: 2mm (Mechanical Surface Detection)
- Electronics: DAE4 Sn547; Calibrated: 2017/3/22
- Phantom: Head
- DASY52 52.8.8(1258); SEMCAD X 14.6.10(7373)

Configuration/Body/Area Scan (71x131x1): Interpolated grid: dx=15 mm, dy=15 mm

Maximum value of SAR (interpolated) = 0.524 W/kg

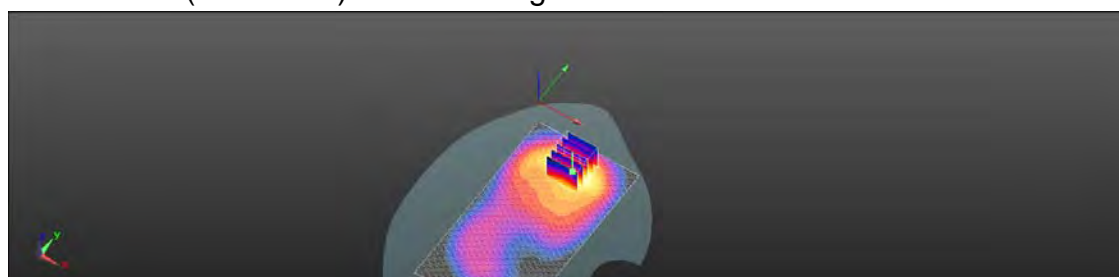
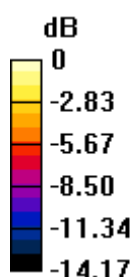
Configuration/Body/Zoom Scan (5x5x7)/Cube 0: Measurement grid: dx=8mm, dy=8mm, dz=5mm

Reference Value = 5.975 V/m; Power Drift = 0.12 dB

Peak SAR (extrapolated) = 0.600 W/kg

SAR(1 g) = 0.392 W/kg; SAR(10 g) = 0.240 W/kg

Maximum value of SAR (measured) = 0.508 W/kg



0 dB = 0.508 W/kg = -2.94 dBW/kg

Unless otherwise stated the results shown in this test report refer only to the sample(s) tested and such sample(s) are retained for 90 days only.

除非另有說明，此報告結果僅對測試之樣品負責，同時此樣品僅保留90天。本報告未經本公司書面許可，不可部份複製。

This document is issued by the Company subject to its General Conditions of Service printed overleaf, available on request or accessible at www.sgs.com/terms_and_conditions.htm and, for electronic format documents, subject to Terms and Conditions for Electronic Documents at www.sgs.com/terms_e-document.htm. Attention is drawn to the limitation of liability, indemnification and jurisdiction issues defined therein. Any holder of this document is advised that information contained hereon reflects the Company's findings at the time of its intervention only and within the limits of Client's instructions, if any. The Company's sole responsibility is to its Client and this document does not exonerate parties to a transaction from exercising all their rights and obligations under the transaction documents. This document cannot be reproduced except in full, without prior written approval of the Company. Any unauthorized alteration, forgery or falsification of the content or appearance of this document is unlawful and offenders may be prosecuted to the fullest extent of the law.

SGS Taiwan Ltd.

No.134,Wu Kung Road, New Taipei Industrial Park, Wuku District, New Taipei City, Taiwan 24803/新北市五股區新北產業園區五工路 134 號

台灣檢驗科技股份有限公司

t (886-2) 2299-3279

f (886-2) 2298-0488

www.tw.sgs.com

Member of SGS Group

Date: 2017/7/13

LTE Band 4 (20MHz)_Hotspot_Bottom side_CH 20050_QPSK_1-50_10mm

Communication System: LTE; Frequency: 1720 MHz; Duty Cycle: 1:1

Medium parameters used: $f = 1720 \text{ MHz}$; $\sigma = 1.411 \text{ S/m}$; $\epsilon_r = 53.884$; $\rho = 1000 \text{ kg/m}^3$

Phantom section: Flat Section

Ambient temperature: 22.5°C ; Liquid temperature: 22.2°C

DASY5 Configuration:

- Probe: EX3DV4 - SN3923; ConvF(8.78, 8.78, 8.78); Calibrated: 2016/9/2;
- Sensor-Surface: 2mm (Mechanical Surface Detection)
- Electronics: DAE4 Sn547; Calibrated: 2017/3/22
- Phantom: Head
- DASY52 52.8.8(1258); SEMCAD X 14.6.10(7373)

Configuration/Body/Area Scan (51x101x1): Interpolated grid: $dx=15 \text{ mm}$, $dy=15 \text{ mm}$

Maximum value of SAR (interpolated) = 1.59 W/kg

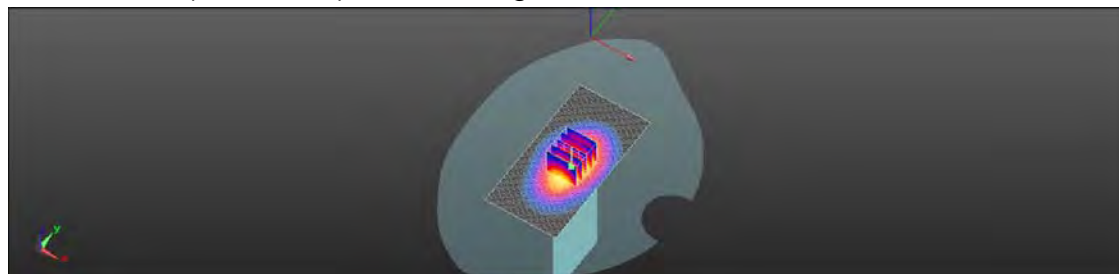
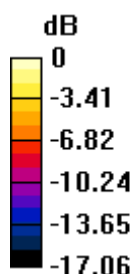
Configuration/Body/Zoom Scan (5x5x7)/Cube 0: Measurement grid: $dx=8\text{mm}$, $dy=8\text{mm}$, $dz=5\text{mm}$

Reference Value = 33.00 V/m ; Power Drift = 0.09 dB

Peak SAR (extrapolated) = 1.89 W/kg

SAR(1 g) = 1.19 W/kg ; SAR(10 g) = 0.639 W/kg

Maximum value of SAR (measured) = 1.56 W/kg



0 dB = 1.56 W/kg = 1.92 dBW/kg

Unless otherwise stated the results shown in this test report refer only to the sample(s) tested and such sample(s) are retained for 90 days only.

除非另有說明，此報告結果僅對測試之樣品負責，同時此樣品僅保留90天。本報告未經本公司書面許可，不可部份複製。

This document is issued by the Company subject to its General Conditions of Service printed overleaf, available on request or accessible at www.sgs.com/terms_and_conditions.htm and, for electronic format documents, subject to Terms and Conditions for Electronic Documents at www.sgs.com/terms_e-document.htm. Attention is drawn to the limitation of liability, indemnification and jurisdiction issues defined therein. Any holder of this document is advised that information contained hereon reflects the Company's findings at the time of its intervention only and within the limits of Client's instructions, if any. The Company's sole responsibility is to its Client and this document does not exonerate parties to a transaction from exercising all their rights and obligations under the transaction documents. This document cannot be reproduced except in full, without prior written approval of the Company. Any unauthorized alteration, forgery or falsification of the content or appearance of this document is unlawful and offenders may be prosecuted to the fullest extent of the law.

SGS Taiwan Ltd.

No.134,Wu Kung Road, New Taipei Industrial Park, Wuku District, New Taipei City, Taiwan 24803/新北市五股區新北產業園區五工路 134 號

台灣檢驗科技股份有限公司

t (886-2) 2299-3279

f (886-2) 2298-0488

www.tw.sgs.com

Member of SGS Group

Date: 2017/8/24

LTE Band 5 (10MHz)_Head_Le Cheek_CH 20450_QPSK_1-25

Communication System: LTE; Frequency: 829 MHz; Duty Cycle: 1:1

Medium parameters used: $f = 829 \text{ MHz}$; $\sigma = 0.911 \text{ S/m}$; $\epsilon_r = 41.757$; $\rho = 1000 \text{ kg/m}^3$

Phantom section: Left Section

Ambient temperature: 22.1°C ; Liquid temperature: 21.8°C

DASY5 Configuration:

- Probe: EX3DV4 - SN7466; ConvF(10.2, 10.2, 10.2); Calibrated: 2017/7/5;
- Sensor-Surface: 2mm (Mechanical Surface Detection)
- Electronics: DAE4 Sn1336; Calibrated: 2016/11/22
- Phantom: Head
- DASY52 52.8.8(1258); SEMCAD X 14.6.10(7373)

Configuration/Head/Area Scan (71x121x1): Interpolated grid: $dx=15 \text{ mm}$, $dy=15 \text{ mm}$

Maximum value of SAR (interpolated) = 0.310 W/kg


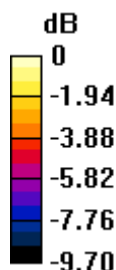
Configuration/Head/Zoom Scan (5x5x7)/Cube 0: Measurement grid: $dx=8\text{mm}$, $dy=8\text{mm}$, $dz=5\text{mm}$

Reference Value = 6.767 V/m ; Power Drift = 0.09 dB

Peak SAR (extrapolated) = 0.323 W/kg

SAR(1 g) = 0.270 W/kg ; SAR(10 g) = 0.212 W/kg

Maximum value of SAR (measured) = 0.300 W/kg



$0 \text{ dB} = 0.300 \text{ W/kg} = -5.22 \text{ dBW/kg}$

Unless otherwise stated the results shown in this test report refer only to the sample(s) tested and such sample(s) are retained for 90 days only.

除非另有說明，此報告結果僅對測試之樣品負責，同時此樣品僅保留90天。本報告未經本公司書面許可，不可部份複製。

This document is issued by the Company subject to its General Conditions of Service printed overleaf, available on request or accessible at www.sgs.com/terms_and_conditions.htm and, for electronic format documents, subject to Terms and Conditions for Electronic Documents at www.sgs.com/terms_e-document.htm. Attention is drawn to the limitation of liability, indemnification and jurisdiction issues defined therein. Any holder of this document is advised that information contained hereon reflects the Company's findings at the time of its intervention only and within the limits of Client's instructions, if any. The Company's sole responsibility is to its Client and this document does not exonerate parties to a transaction from exercising all their rights and obligations under the transaction documents. This document cannot be reproduced except in full, without prior written approval of the Company. Any unauthorized alteration, forgery or falsification of the content or appearance of this document is unlawful and offenders may be prosecuted to the fullest extent of the law.

SGS Taiwan Ltd.

No.134,Wu Kung Road, New Taipei Industrial Park, Wuku District, New Taipei City, Taiwan 24803/新北市五股區新北產業園區五工路 134 號

台灣檢驗科技股份有限公司

t (886-2) 2299-3279

f (886-2) 2298-0488

www.tw.sgs.com

Member of SGS Group

Date: 2017/8/25

LTE Band 5 (10MHz)_Hotspot_Left side_CH 20450_QPSK_1-25_10mm

Communication System: LTE; Frequency: 829 MHz; Duty Cycle: 1:1

Medium parameters used: $f = 829 \text{ MHz}$; $\sigma = 1 \text{ S/m}$; $\epsilon_r = 54.591$; $\rho = 1000 \text{ kg/m}^3$

Phantom section: Flat Section

Ambient temperature: 22.1°C ; Liquid temperature: 22.0°C

DASY5 Configuration:

- Probe: EX3DV4 - SN7466; ConvF(10.24, 10.24, 10.24); Calibrated: 2017/7/5;
- Sensor-Surface: 2mm (Mechanical Surface Detection)
- Electronics: DAE4 Sn1336; Calibrated: 2016/11/22
- Phantom: Head
- DASY52 52.8.8(1258); SEMCAD X 14.6.10(7373)

Configuration/Body/Area Scan (41x111x1): Interpolated grid: $dx=15 \text{ mm}$, $dy=15 \text{ mm}$

Maximum value of SAR (interpolated) = 0.513 W/kg

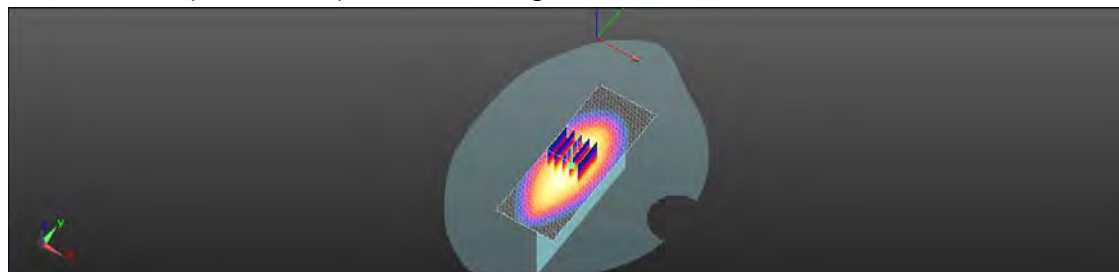
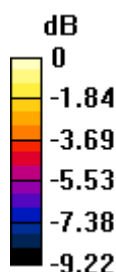
Configuration/Body/Zoom Scan (5x5x7)/Cube 0: Measurement grid: $dx=8\text{mm}$, $dy=8\text{mm}$, $dz=5\text{mm}$

Reference Value = 24.31 V/m ; Power Drift = -0.13 dB

Peak SAR (extrapolated) = 0.584 W/kg

SAR(1 g) = 0.364 W/kg ; SAR(10 g) = 0.219 W/kg

Maximum value of SAR (measured) = 0.509 W/kg



0 dB = 0.509 W/kg = -2.93 dBW/kg

Unless otherwise stated the results shown in this test report refer only to the sample(s) tested and such sample(s) are retained for 90 days only.

除非另有說明，此報告結果僅對測試之樣品負責，同時此樣品僅保留90天。本報告未經本公司書面許可，不可部份複製。

This document is issued by the Company subject to its General Conditions of Service printed overleaf, available on request or accessible at www.sgs.com/terms_and_conditions.htm and, for electronic format documents, subject to Terms and Conditions for Electronic Documents at www.sgs.com/terms_e-document.htm. Attention is drawn to the limitation of liability, indemnification and jurisdiction issues defined therein. Any holder of this document is advised that information contained hereon reflects the Company's findings at the time of its intervention only and within the limits of Client's instructions, if any. The Company's sole responsibility is to its Client and this document does not exonerate parties to a transaction from exercising all their rights and obligations under the transaction documents. This document cannot be reproduced except in full, without prior written approval of the Company. Any unauthorized alteration, forgery or falsification of the content or appearance of this document is unlawful and offenders may be prosecuted to the fullest extent of the law.

SGS Taiwan Ltd.

No.134,Wu Kung Road, New Taipei Industrial Park, Wuku District, New Taipei City, Taiwan 24803/新北市五股區新北產業園區五工路 134 號

台灣檢驗科技股份有限公司

t (886-2) 2299-3279

f (886-2) 2298-0488

www.tw.sgs.com

Member of SGS Group

Date: 2017/7/12

LTE Band 7 (20MHz)_Head_Le Cheek_CH 21350_QPSK_1-99

Communication System: LTE; Frequency: 2560 MHz; Duty Cycle: 1:1

Medium parameters used: $f = 2560$ MHz; $\sigma = 1.934$ S/m; $\epsilon_r = 39.144$; $\rho = 1000$ kg/m³

Phantom section: Left Section

Ambient temperature: 22.5°C; Liquid temperature: 22.0°C

DASY5 Configuration:

- Probe: EX3DV4 - SN3923; ConvF(7.77, 7.77, 7.77); Calibrated: 2016/9/2;
- Sensor-Surface: 2mm (Mechanical Surface Detection)
- Electronics: DAE4 Sn547; Calibrated: 2017/3/22
- Phantom: Head
- DASY52 52.8.8(1258); SEMCAD X 14.6.10(7373)

Configuration/Head/Area Scan (91x141x1): Interpolated grid: dx=12 mm, dy=12 mm

Maximum value of SAR (interpolated) = 0.130 W/kg

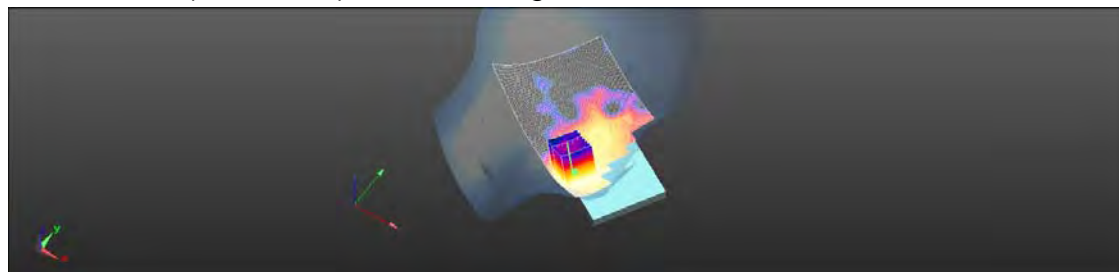
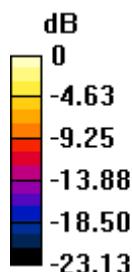
Configuration/Head/Zoom Scan (7x7x7)/Cube 0: Measurement grid: dx=5mm, dy=5mm, dz=5mm

Reference Value = 1.400 V/m; Power Drift = -0.19 dB

Peak SAR (extrapolated) = 0.190 W/kg

SAR(1 g) = 0.099 W/kg; SAR(10 g) = 0.053 W/kg

Maximum value of SAR (measured) = 0.140 W/kg



0 dB = 0.140 W/kg = -8.55 dBW/kg

Unless otherwise stated the results shown in this test report refer only to the sample(s) tested and such sample(s) are retained for 90 days only.

除非另有說明，此報告結果僅對測試之樣品負責，同時此樣品僅保留90天。本報告未經本公司書面許可，不可部份複製。

This document is issued by the Company subject to its General Conditions of Service printed overleaf, available on request or accessible at www.sgs.com/terms_and_conditions.htm and, for electronic format documents, subject to Terms and Conditions for Electronic Documents at www.sgs.com/terms_e-document.htm. Attention is drawn to the limitation of liability, indemnification and jurisdiction issues defined therein. Any holder of this document is advised that information contained hereon reflects the Company's findings at the time of its intervention only and within the limits of Client's instructions, if any. The Company's sole responsibility is to its Client and this document does not exonerate parties to a transaction from exercising all their rights and obligations under the transaction documents. This document cannot be reproduced except in full, without prior written approval of the Company. Any unauthorized alteration, forgery or falsification of the content or appearance of this document is unlawful and offenders may be prosecuted to the fullest extent of the law.

SGS Taiwan Ltd.

No.134,Wu Kung Road, New Taipei Industrial Park, Wuku District, New Taipei City, Taiwan 24803/新北市五股區新北產業園區五工路 134 號

台灣檢驗科技股份有限公司

t (886-2) 2299-3279

f (886-2) 2298-0488

www.tw.sgs.com

Member of SGS Group

Date: 2017/7/5

LTE Band 7 (20MHz)_Body-worn_Front side_CH 21350_QPSK_1-99_15mm

Communication System: LTE; Frequency: 2560 MHz; Duty Cycle: 1:1

Medium parameters used: $f = 2560$ MHz; $\sigma = 2.153$ S/m; $\epsilon_r = 51.521$; $\rho = 1000$ kg/m³

Phantom section: Flat Section

Ambient temperature: 22.6°C; Liquid temperature: 22.0°C

DASY5 Configuration:

- Probe: EX3DV4 - SN3923; ConvF(8.06, 8.06, 8.06); Calibrated: 2016/9/2;
- Sensor-Surface: 2mm (Mechanical Surface Detection)
- Electronics: DAE4 Sn547; Calibrated: 2017/3/22
- Phantom: Head
- DASY52 52.8.8(1258); SEMCAD X 14.6.10(7373)

Configuration/Body/Area Scan (91x161x1): Interpolated grid: dx=12 mm, dy=12 mm

Maximum value of SAR (interpolated) = 0.514 W/kg

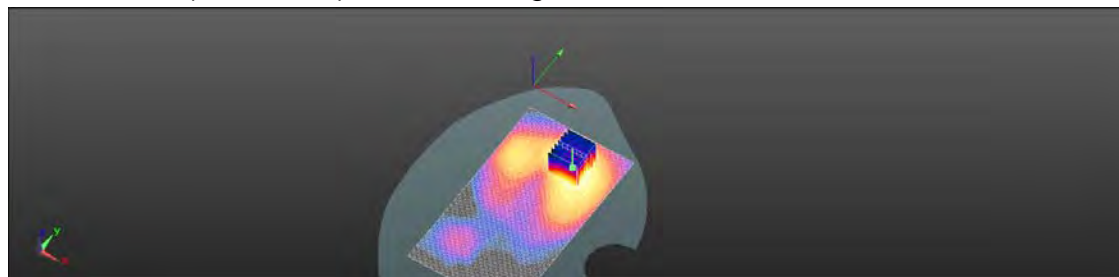
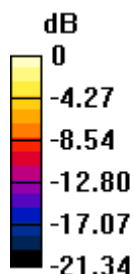
Configuration/Body/Zoom Scan (7x7x7)/Cube 0: Measurement grid: dx=5mm, dy=5mm, dz=5mm

Reference Value = 3.143 V/m; Power Drift = 0.14 dB

Peak SAR (extrapolated) = 0.732 W/kg

SAR(1 g) = 0.360 W/kg; SAR(10 g) = 0.183 W/kg

Maximum value of SAR (measured) = 0.533 W/kg



0 dB = 0.533 W/kg = -2.74 dBW/kg

Unless otherwise stated the results shown in this test report refer only to the sample(s) tested and such sample(s) are retained for 90 days only.

除非另有說明，此報告結果僅對測試之樣品負責，同時此樣品僅保留90天。本報告未經本公司書面許可，不可部份複製。

This document is issued by the Company subject to its General Conditions of Service printed overleaf, available on request or accessible at www.sgs.com/terms_and_conditions.htm and, for electronic format documents, subject to Terms and Conditions for Electronic Documents at www.sgs.com/terms_e-document.htm. Attention is drawn to the limitation of liability, indemnification and jurisdiction issues defined therein. Any holder of this document is advised that information contained hereon reflects the Company's findings at the time of its intervention only and within the limits of Client's instructions, if any. The Company's sole responsibility is to its Client and this document does not exonerate parties to a transaction from exercising all their rights and obligations under the transaction documents. This document cannot be reproduced except in full, without prior written approval of the Company. Any unauthorized alteration, forgery or falsification of the content or appearance of this document is unlawful and offenders may be prosecuted to the fullest extent of the law.

SGS Taiwan Ltd.

No.134,Wu Kung Road, New Taipei Industrial Park, Wuku District, New Taipei City, Taiwan 24803/新北市五股區新北產業園區五工路 134 號

台灣檢驗科技股份有限公司

t (886-2) 2299-3279

f (886-2) 2298-0488

www.tw.sgs.com

Member of SGS Group

Date: 2017/7/5

LTE Band 7 (20MHz)_Hotspot_Bottom side_CH 21350_QPSK_1-0_10mm

Communication System: LTE; Frequency: 2560 MHz; Duty Cycle: 1:1

Medium parameters used: $f = 2560$ MHz; $\sigma = 2.153$ S/m; $\epsilon_r = 51.521$; $\rho = 1000$ kg/m³

Phantom section: Flat Section

Ambient temperature: 22.6°C; Liquid temperature: 22.0°C

DASY5 Configuration:

- Probe: EX3DV4 - SN3923; ConvF(8.06, 8.06, 8.06); Calibrated: 2016/9/2;
- Sensor-Surface: 2mm (Mechanical Surface Detection)
- Electronics: DAE4 Sn547; Calibrated: 2017/3/22
- Phantom: Head
- DASY52 52.8.8(1258); SEMCAD X 14.6.10(7373)

Configuration/Body/Area Scan (61x101x1): Interpolated grid: dx=12 mm, dy=12 mm

Maximum value of SAR (interpolated) = 1.81 W/kg

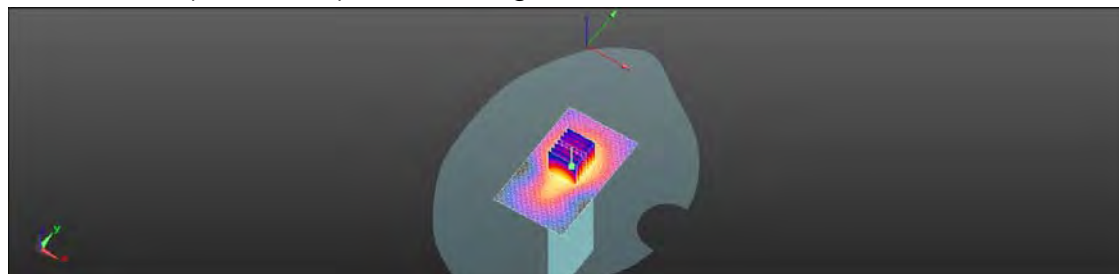
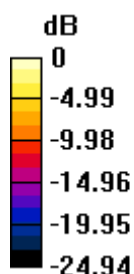
Configuration/Body/Zoom Scan (7x7x7)/Cube 0: Measurement grid: dx=5mm, dy=5mm, dz=5mm

Reference Value = 24.94 V/m; Power Drift = -0.01 dB

Peak SAR (extrapolated) = 2.39 W/kg

SAR(1 g) = 1.17 W/kg; SAR(10 g) = 0.558 W/kg

Maximum value of SAR (measured) = 1.76 W/kg



0 dB = 1.76 W/kg = 2.45 dBW/kg

Unless otherwise stated the results shown in this test report refer only to the sample(s) tested and such sample(s) are retained for 90 days only.

除非另有說明，此報告結果僅對測試之樣品負責，同時此樣品僅保留90天。本報告未經本公司書面許可，不可部份複製。

This document is issued by the Company subject to its General Conditions of Service printed overleaf, available on request or accessible at www.sgs.com/terms_and_conditions.htm and, for electronic format documents, subject to Terms and Conditions for Electronic Documents at www.sgs.com/terms_e-document.htm. Attention is drawn to the limitation of liability, indemnification and jurisdiction issues defined therein. Any holder of this document is advised that information contained hereon reflects the Company's findings at the time of its intervention only and within the limits of Client's instructions, if any. The Company's sole responsibility is to its Client and this document does not exonerate parties to a transaction from exercising all their rights and obligations under the transaction documents. This document cannot be reproduced except in full, without prior written approval of the Company. Any unauthorized alteration, forgery or falsification of the content or appearance of this document is unlawful and offenders may be prosecuted to the fullest extent of the law.

SGS Taiwan Ltd.

No.134,Wu Kung Road, New Taipei Industrial Park, Wuku District, New Taipei City, Taiwan 24803/新北市五股區新北產業園區五工路 134 號

台灣檢驗科技股份有限公司

t (886-2) 2299-3279

f (886-2) 2298-0488

www.tw.sgs.com

Member of SGS Group

Date: 2017/6/28

LTE Band 12 (10MHz)_Head_Re Cheek_CH 23130_QPSK 1-49

Communication System: LTE; Frequency: 711 MHz; Duty Cycle: 1:1

Medium parameters used: $f = 711$ MHz; $\sigma = 0.855$ S/m; $\epsilon_r = 41.919$; $\rho = 1000$ kg/m³

Phantom section: Right Section

Ambient temperature: 23.5°C; Liquid temperature: 21.8°C

DASY5 Configuration:

- Probe: EX3DV4 - SN3923; ConvF(11.01, 11.01, 11.01); Calibrated: 2016/9/2;
- Sensor-Surface: 2mm (Mechanical Surface Detection)
- Electronics: DAE4 Sn547; Calibrated: 2017/3/22
- Phantom: Head
- DASY52 52.8.8(1258); SEMCAD X 14.6.10(7373)

Configuration/Head/Area Scan (71x121x1): Interpolated grid: dx=15 mm, dy=15 mm

Maximum value of SAR (interpolated) = 0.243 W/kg


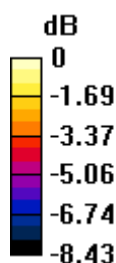
Configuration/Head/Zoom Scan (5x5x7)/Cube 0: Measurement grid: dx=8mm, dy=8mm, dz=5mm

Reference Value = 4.931 V/m; Power Drift = 0.15 dB

Peak SAR (extrapolated) = 0.267 W/kg

SAR(1 g) = 0.208 W/kg; SAR(10 g) = 0.161 W/kg

Maximum value of SAR (measured) = 0.236 W/kg



0 dB = 0.236 W/kg = -6.27 dBW/kg

Unless otherwise stated the results shown in this test report refer only to the sample(s) tested and such sample(s) are retained for 90 days only.

除非另有說明，此報告結果僅對測試之樣品負責，同時此樣品僅保留90天。本報告未經本公司書面許可，不可部份複製。

This document is issued by the Company subject to its General Conditions of Service printed overleaf, available on request or accessible at www.sgs.com/terms_and_conditions.htm and, for electronic format documents, subject to Terms and Conditions for Electronic Documents at www.sgs.com/terms_e-document.htm. Attention is drawn to the limitation of liability, indemnification and jurisdiction issues defined therein. Any holder of this document is advised that information contained hereon reflects the Company's findings at the time of its intervention only and within the limits of Client's instructions, if any. The Company's sole responsibility is to its Client and this document does not exonerate parties to a transaction from exercising all their rights and obligations under the transaction documents. This document cannot be reproduced except in full, without prior written approval of the Company. Any unauthorized alteration, forgery or falsification of the content or appearance of this document is unlawful and offenders may be prosecuted to the fullest extent of the law.

SGS Taiwan Ltd.

No.134,Wu Kung Road, New Taipei Industrial Park, Wuku District, New Taipei City, Taiwan 24803/新北市五股區新北產業園區五工路 134 號

台灣檢驗科技股份有限公司

t (886-2) 2299-3279

f (886-2) 2298-0488

www.tw.sgs.com

Member of SGS Group

Date: 2017/7/2

LTE Band 12 (10MHz)_Hotspot_Front side_CH 23130_QPSK_1-49_10mm

Communication System: LTE; Frequency: 711 MHz; Duty Cycle: 1:1

Medium parameters used: $f = 711 \text{ MHz}$; $\sigma = 0.934 \text{ S/m}$; $\epsilon_r = 54.717$; $\rho = 1000 \text{ kg/m}^3$

Phantom section: Flat Section

Ambient temperature: 22.8°C ; Liquid temperature: 22.3°C

DASY5 Configuration:

- Probe: EX3DV4 - SN3923; ConvF(10.83, 10.83, 10.83); Calibrated: 2016/9/2;
- Sensor-Surface: 2mm (Mechanical Surface Detection)
- Electronics: DAE4 Sn547; Calibrated: 2017/3/22
- Phantom: Head
- DASY52 52.8.8(1258); SEMCAD X 14.6.10(7373)

Configuration/Body/Area Scan (71x131x1): Interpolated grid: $dx=15 \text{ mm}$, $dy=15 \text{ mm}$

Maximum value of SAR (interpolated) = 0.540 W/kg


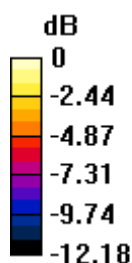
Configuration/Body/Zoom Scan (5x5x7)/Cube 0: Measurement grid: $dx=8\text{mm}$, $dy=8\text{mm}$, $dz=5\text{mm}$

Reference Value = 18.59 V/m ; Power Drift = 0.08 dB

Peak SAR (extrapolated) = 0.603 W/kg

SAR(1 g) = 0.443 W/kg ; SAR(10 g) = 0.301 W/kg

Maximum value of SAR (measured) = 0.529 W/kg



$0 \text{ dB} = 0.529 \text{ W/kg} = -2.77 \text{ dBW/kg}$

Unless otherwise stated the results shown in this test report refer only to the sample(s) tested and such sample(s) are retained for 90 days only.

除非另有說明，此報告結果僅對測試之樣品負責，同時此樣品僅保留90天。本報告未經本公司書面許可，不可部份複製。

This document is issued by the Company subject to its General Conditions of Service printed overleaf, available on request or accessible at www.sgs.com/terms_and_conditions.htm and, for electronic format documents, subject to Terms and Conditions for Electronic Documents at www.sgs.com/terms_e-document.htm. Attention is drawn to the limitation of liability, indemnification and jurisdiction issues defined therein. Any holder of this document is advised that information contained hereon reflects the Company's findings at the time of its intervention only and within the limits of Client's instructions, if any. The Company's sole responsibility is to its Client and this document does not exonerate parties to a transaction from exercising all their rights and obligations under the transaction documents. This document cannot be reproduced except in full, without prior written approval of the Company. Any unauthorized alteration, forgery or falsification of the content or appearance of this document is unlawful and offenders may be prosecuted to the fullest extent of the law.

SGS Taiwan Ltd.

No.134,Wu Kung Road, New Taipei Industrial Park, Wuku District, New Taipei City, Taiwan 24803/新北市五股區新北產業園區五工路 134 號

台灣檢驗科技股份有限公司

t (886-2) 2299-3279

f (886-2) 2298-0488

www.tw.sgs.com

Member of SGS Group

Date: 2017/6/28

LTE Band 17 (10MHz)_Head_Re Cheek_CH 23780_QPSK 1-49

Communication System: LTE; Frequency: 709 MHz; Duty Cycle: 1:1

Medium parameters used: $f = 709$ MHz; $\sigma = 0.854$ S/m; $\epsilon_r = 41.933$; $\rho = 1000$ kg/m³

Phantom section: Right Section

Ambient temperature: 23.5°C; Liquid temperature: 21.8°C

DASY5 Configuration:

- Probe: EX3DV4 - SN3923; ConvF(11.01, 11.01, 11.01); Calibrated: 2016/9/2;
- Sensor-Surface: 2mm (Mechanical Surface Detection)
- Electronics: DAE4 Sn547; Calibrated: 2017/3/22
- Phantom: Head
- DASY52 52.8.8(1258); SEMCAD X 14.6.10(7373)

Configuration/Head/Area Scan (71x121x1): Interpolated grid: dx=15 mm, dy=15 mm

Maximum value of SAR (interpolated) = 0.242 W/kg


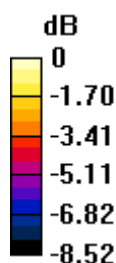
Configuration/Head/Zoom Scan (5x5x7)/Cube 0: Measurement grid: dx=8mm, dy=8mm, dz=5mm

Reference Value = 4.746 V/m; Power Drift = 0.12 dB

Peak SAR (extrapolated) = 0.260 W/kg

SAR(1 g) = 0.207 W/kg; SAR(10 g) = 0.160 W/kg

Maximum value of SAR (measured) = 0.237 W/kg



0 dB = 0.237 W/kg = -6.25 dBW/kg

Unless otherwise stated the results shown in this test report refer only to the sample(s) tested and such sample(s) are retained for 90 days only.

除非另有說明，此報告結果僅對測試之樣品負責，同時此樣品僅保留90天。本報告未經本公司書面許可，不可部份複製。

This document is issued by the Company subject to its General Conditions of Service printed overleaf, available on request or accessible at www.sgs.com/terms_and_conditions.htm and, for electronic format documents, subject to Terms and Conditions for Electronic Documents at www.sgs.com/terms_e-document.htm. Attention is drawn to the limitation of liability, indemnification and jurisdiction issues defined therein. Any holder of this document is advised that information contained hereon reflects the Company's findings at the time of its intervention only and within the limits of Client's instructions, if any. The Company's sole responsibility is to its Client and this document does not exonerate parties to a transaction from exercising all their rights and obligations under the transaction documents. This document cannot be reproduced except in full, without prior written approval of the Company. Any unauthorized alteration, forgery or falsification of the content or appearance of this document is unlawful and offenders may be prosecuted to the fullest extent of the law.

SGS Taiwan Ltd.

No.134,Wu Kung Road, New Taipei Industrial Park, Wuku District, New Taipei City, Taiwan 24803/新北市五股區新北產業園區五工路 134 號

台灣檢驗科技股份有限公司

t (886-2) 2299-3279

f (886-2) 2298-0488

www.tw.sgs.com

Member of SGS Group

Date: 2017/7/2

LTE Band 17 (10MHz)_Hotspot_Front side_CH 23780_QPSK_1-49_10mm

Communication System: LTE; Frequency: 709 MHz; Duty Cycle: 1:1

Medium parameters used: $f = 709 \text{ MHz}$; $\sigma = 0.934 \text{ S/m}$; $\epsilon_r = 54.742$; $\rho = 1000 \text{ kg/m}^3$

Phantom section: Flat Section

Ambient temperature: 22.8°C ; Liquid temperature: 22.3°C

DASY5 Configuration:

- Probe: EX3DV4 - SN3923; ConvF(10.83, 10.83, 10.83); Calibrated: 2016/9/2;
- Sensor-Surface: 2mm (Mechanical Surface Detection)
- Electronics: DAE4 Sn547; Calibrated: 2017/3/22
- Phantom: Head
- DASY52 52.8.8(1258); SEMCAD X 14.6.10(7373)

Configuration/Body/Area Scan (71x131x1): Interpolated grid: $dx=15 \text{ mm}$, $dy=15 \text{ mm}$

Maximum value of SAR (interpolated) = 0.550 W/kg


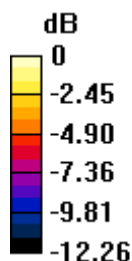
Configuration/Body/Zoom Scan (5x5x7)/Cube 0: Measurement grid: $dx=8\text{mm}$, $dy=8\text{mm}$, $dz=5\text{mm}$

Reference Value = 18.42 V/m ; Power Drift = 0.04 dB

Peak SAR (extrapolated) = 0.640 W/kg

SAR(1 g) = 0.444 W/kg ; SAR(10 g) = 0.298 W/kg

Maximum value of SAR (measured) = 0.545 W/kg



$0 \text{ dB} = 0.545 \text{ W/kg} = -2.64 \text{ dBW/kg}$

Unless otherwise stated the results shown in this test report refer only to the sample(s) tested and such sample(s) are retained for 90 days only.

除非另有說明，此報告結果僅對測試之樣品負責，同時此樣品僅保留90天。本報告未經本公司書面許可，不可部份複製。

This document is issued by the Company subject to its General Conditions of Service printed overleaf, available on request or accessible at www.sgs.com/terms_and_conditions.htm and, for electronic format documents, subject to Terms and Conditions for Electronic Documents at www.sgs.com/terms_e-document.htm. Attention is drawn to the limitation of liability, indemnification and jurisdiction issues defined therein. Any holder of this document is advised that information contained hereon reflects the Company's findings at the time of its intervention only and within the limits of Client's instructions, if any. The Company's sole responsibility is to its Client and this document does not exonerate parties to a transaction from exercising all their rights and obligations under the transaction documents. This document cannot be reproduced except in full, without prior written approval of the Company. Any unauthorized alteration, forgery or falsification of the content or appearance of this document is unlawful and offenders may be prosecuted to the fullest extent of the law.

SGS Taiwan Ltd.

No.134,Wu Kung Road, New Taipei Industrial Park, Wuku District, New Taipei City, Taiwan 24803/新北市五股區新北產業園區五工路 134 號

台灣檢驗科技股份有限公司

t (886-2) 2299-3279

f (886-2) 2298-0488

www.tw.sgs.com

Member of SGS Group

Date: 2017/7/12

LTE Band 38 (20MHz)_Head_Le Cheek_CH 38000_QPSK_1-0

Communication System: LTE; Frequency: 2595 MHz; Duty Cycle: 1:0.633

Medium parameters used: $f = 2595$ MHz; $\sigma = 1.974$ S/m; $\epsilon_r = 39.104$; $\rho = 1000$ kg/m³

Phantom section: Left Section

Ambient temperature: 22.5°C; Liquid temperature: 22.0°C

DASY5 Configuration:

- Probe: EX3DV4 - SN3923; ConvF(7.77, 7.77, 7.77); Calibrated: 2016/9/2;
- Sensor-Surface: 2mm (Mechanical Surface Detection)
- Electronics: DAE4 Sn547; Calibrated: 2017/3/22
- Phantom: Head
- DASY52 52.8.8(1258); SEMCAD X 14.6.10(7373)

Configuration/Head/Area Scan (91x141x1): Interpolated grid: dx=12 mm, dy=12 mm

Maximum value of SAR (interpolated) = 0.0855 W/kg


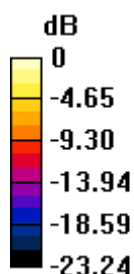
Configuration/Head/Zoom Scan (7x7x7)/Cube 0: Measurement grid: dx=5mm, dy=5mm, dz=5mm

Reference Value = 0.3130 V/m; Power Drift = 0.17 dB

Peak SAR (extrapolated) = 0.117 W/kg

SAR(1 g) = 0.060 W/kg; SAR(10 g) = 0.032 W/kg

Maximum value of SAR (measured) = 0.0853 W/kg



0 dB = 0.0853 W/kg = -10.69 dBW/kg

Unless otherwise stated the results shown in this test report refer only to the sample(s) tested and such sample(s) are retained for 90 days only.

除非另有說明，此報告結果僅對測試之樣品負責，同時此樣品僅保留90天。本報告未經本公司書面許可，不可部份複製。

This document is issued by the Company subject to its General Conditions of Service printed overleaf, available on request or accessible at www.sgs.com/terms_and_conditions.htm and, for electronic format documents, subject to Terms and Conditions for Electronic Documents at www.sgs.com/terms_e-document.htm. Attention is drawn to the limitation of liability, indemnification and jurisdiction issues defined therein. Any holder of this document is advised that information contained hereon reflects the Company's findings at the time of its intervention only and within the limits of Client's instructions, if any. The Company's sole responsibility is to its Client and this document does not exonerate parties to a transaction from exercising all their rights and obligations under the transaction documents. This document cannot be reproduced except in full, without prior written approval of the Company. Any unauthorized alteration, forgery or falsification of the content or appearance of this document is unlawful and offenders may be prosecuted to the fullest extent of the law.

SGS Taiwan Ltd.

No.134,Wu Kung Road, New Taipei Industrial Park, Wuku District, New Taipei City, Taiwan 24803/新北市五股區新北產業園區五工路 134 號

台灣檢驗科技股份有限公司

t (886-2) 2299-3279

f (886-2) 2298-0488

www.tw.sgs.com

Member of SGS Group

Date: 2017/7/5

LTE Band 38 (20MHz)_Hotspot_Bottom side_CH 38000_QPSK_1-0_10mm

Communication System: LTE; Frequency: 2595 MHz; Duty Cycle: 1:0.633

Medium parameters used: $f = 2595 \text{ MHz}$; $\sigma = 2.202 \text{ S/m}$; $\epsilon_r = 51.462$; $\rho = 1000 \text{ kg/m}^3$

Phantom section: Flat Section

Ambient temperature: 22.6°C ; Liquid temperature: 22.0°C

DASY5 Configuration:

- Probe: EX3DV4 - SN3923; ConvF(7.84, 7.84, 7.84); Calibrated: 2016/9/2;
- Sensor-Surface: 2mm (Mechanical Surface Detection)
- Electronics: DAE4 Sn547; Calibrated: 2017/3/22
- Phantom: Head
- DASY52 52.8.8(1258); SEMCAD X 14.6.10(7373)

Configuration/Body/Area Scan (61x121x1): Interpolated grid: $dx=12 \text{ mm}$, $dy=12 \text{ mm}$

Maximum value of SAR (interpolated) = 1.07 W/kg

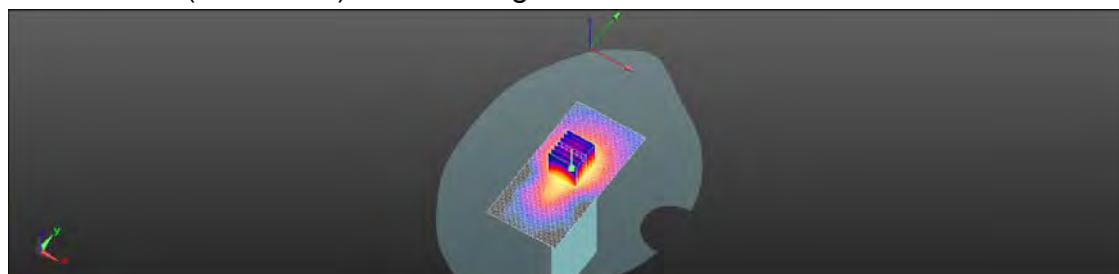
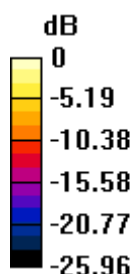
Configuration/Body/Zoom Scan (7x7x7)/Cube 0: Measurement grid: $dx=5\text{mm}$, $dy=5\text{mm}$, $dz=5\text{mm}$

Reference Value = 18.22 V/m ; Power Drift = -0.04 dB

Peak SAR (extrapolated) = 1.46 W/kg

SAR(1 g) = 0.694 W/kg ; SAR(10 g) = 0.321 W/kg

Maximum value of SAR (measured) = 1.06 W/kg



0 dB = 1.06 W/kg = 0.25 dBW/kg

Unless otherwise stated the results shown in this test report refer only to the sample(s) tested and such sample(s) are retained for 90 days only.

除非另有說明，此報告結果僅對測試之樣品負責，同時此樣品僅保留90天。本報告未經本公司書面許可，不可部份複製。

This document is issued by the Company subject to its General Conditions of Service printed overleaf, available on request or accessible at www.sgs.com/terms_and_conditions.htm and, for electronic format documents, subject to Terms and Conditions for Electronic Documents at www.sgs.com/terms_e-document.htm. Attention is drawn to the limitation of liability, indemnification and jurisdiction issues defined therein. Any holder of this document is advised that information contained hereon reflects the Company's findings at the time of its intervention only and within the limits of Client's instructions, if any. The Company's sole responsibility is to its Client and this document does not exonerate parties to a transaction from exercising all their rights and obligations under the transaction documents. This document cannot be reproduced except in full, without prior written approval of the Company. Any unauthorized alteration, forgery or falsification of the content or appearance of this document is unlawful and offenders may be prosecuted to the fullest extent of the law.

SGS Taiwan Ltd.

No.134,Wu Kung Road, New Taipei Industrial Park, Wuku District, New Taipei City, Taiwan 24803/新北市五股區新北產業園區五工路 134 號

台灣檢驗科技股份有限公司

t (886-2) 2299-3279

f (886-2) 2298-0488

www.tw.sgs.com

Member of SGS Group

Date: 2017/7/4

WLAN 802.11b Head Re Cheek CH 1

Communication System: WLAN(2.4G); Frequency: 2412 MHz; Duty Cycle: 1:1
Medium parameters used: $f = 2412$ MHz; $\sigma = 1.787$ S/m; $\epsilon_r = 38.208$; $\rho = 1000$ kg/m³
Phantom section: Right Section
Ambient temperature: 22.3°C; Liquid temperature: 22.1°C

DASY5 Configuration:

- Probe: EX3DV4 - SN3923; ConvF(7.95, 7.95, 7.95); Calibrated: 2016/9/2;
- Sensor-Surface: 2mm (Mechanical Surface Detection)
- Electronics: DAE4 Sn547; Calibrated: 2017/3/22
- Phantom: Head
- DASY52 52.8.8(1258); SEMCAD X 14.6.10(7373)

Configuration/Head/Area Scan (81x151x1): Interpolated grid: dx=12 mm, dy=12 mm

Maximum value of SAR (interpolated) = 0.696 W/kg


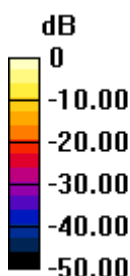
Configuration/Head/Zoom Scan (7x7x7)/Cube 0: Measurement grid: dx=5mm, dy=5mm, dz=5mm

Reference Value = 6.781 V/m; Power Drift = 0.12 dB

Peak SAR (extrapolated) = 0.934 W/kg

SAR(1 g) = 0.464 W/kg; SAR(10 g) = 0.216 W/kg

Maximum value of SAR (measured) = 0.673 W/kg



0 dB = 0.673 W/kg = -1.72 dBW/kg

Unless otherwise stated the results shown in this test report refer only to the sample(s) tested and such sample(s) are retained for 90 days only.

除非另有說明，此報告結果僅對測試之樣品負責，同時此樣品僅保留90天。本報告未經本公司書面許可，不可部份複製。

This document is issued by the Company subject to its General Conditions of Service printed overleaf, available on request or accessible at www.sgs.com/terms_and_conditions.htm and, for electronic format documents, subject to Terms and Conditions for Electronic Documents at www.sgs.com/terms_e-document.htm. Attention is drawn to the limitation of liability, indemnification and jurisdiction issues defined therein. Any holder of this document is advised that information contained hereon reflects the Company's findings at the time of its intervention only and within the limits of Client's instructions, if any. The Company's sole responsibility is to its Client and this document does not exonerate parties to a transaction from exercising all their rights and obligations under the transaction documents. This document cannot be reproduced except in full, without prior written approval of the Company. Any unauthorized alteration, forgery or falsification of the content or appearance of this document is unlawful and offenders may be prosecuted to the fullest extent of the law.

SGS Taiwan Ltd.

No.134,Wu Kung Road, New Taipei Industrial Park, Wuku District, New Taipei City, Taiwan 24803/新北市五股區新北產業園區五工路 134 號

台灣檢驗科技股份有限公司

t (886-2) 2299-3279

f (886-2) 2298-0488

www.tw.sgs.com

Member of SGS Group

Date: 2017/7/5

WLAN 802.11b_Hotspot_Back side_CH 1_10mm

Communication System: WLAN 2.4G; Frequency: 2412 MHz; Duty Cycle: 1:1
Medium parameters used: $f = 2412$ MHz; $\sigma = 1.907$ S/m; $\epsilon_r = 52.415$; $\rho = 1000$ kg/m³
Phantom section: Flat Section
Ambient temperature: 22.6°C; Liquid temperature: 21.9°C

DASY5 Configuration:

- Probe: EX3DV4 - SN3923; ConvF(8.06, 8.06, 8.06); Calibrated: 2016/9/2;
- Sensor-Surface: 2mm (Mechanical Surface Detection)
- Electronics: DAE4 Sn547; Calibrated: 2017/3/22
- Phantom: Head
- DASY52 52.8.8(1258); SEMCAD X 14.6.10(7373)

Configuration/Body/Area Scan (81x161x1): Interpolated grid: dx=12 mm, dy=12 mm

Maximum value of SAR (interpolated) = 0.353 W/kg

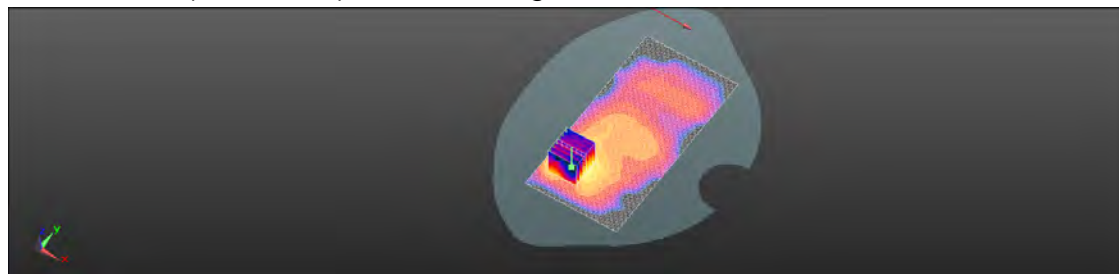
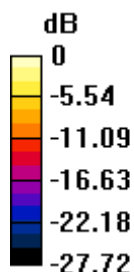
Configuration/Body/Zoom Scan (7x7x7)/Cube 0: Measurement grid: dx=5mm, dy=5mm, dz=5mm

Reference Value = 4.896 V/m; Power Drift = 0.06 dB

Peak SAR (extrapolated) = 0.498 W/kg

SAR(1 g) = 0.210 W/kg; SAR(10 g) = 0.085 W/kg

Maximum value of SAR (measured) = 0.353 W/kg



0 dB = 0.353 W/kg = -4.52 dBW/kg

Unless otherwise stated the results shown in this test report refer only to the sample(s) tested and such sample(s) are retained for 90 days only.

除非另有說明，此報告結果僅對測試之樣品負責，同時此樣品僅保留90天。本報告未經本公司書面許可，不可部份複製。

This document is issued by the Company subject to its General Conditions of Service printed overleaf, available on request or accessible at www.sgs.com/terms_and_conditions.htm and, for electronic format documents, subject to Terms and Conditions for Electronic Documents at www.sgs.com/terms_e-document.htm. Attention is drawn to the limitation of liability, indemnification and jurisdiction issues defined therein. Any holder of this document is advised that information contained hereon reflects the Company's findings at the time of its intervention only and within the limits of Client's instructions, if any. The Company's sole responsibility is to its Client and this document does not exonerate parties to a transaction from exercising all their rights and obligations under the transaction documents. This document cannot be reproduced except in full, without prior written approval of the Company. Any unauthorized alteration, forgery or falsification of the content or appearance of this document is unlawful and offenders may be prosecuted to the fullest extent of the law.

SGS Taiwan Ltd.

No.134,Wu Kung Road, New Taipei Industrial Park, Wuku District, New Taipei City, Taiwan 24803/新北市五股區新北產業園區五工路 134 號

台灣檢驗科技股份有限公司

t (886-2) 2299-3279

f (886-2) 2298-0488

www.tw.sgs.com

Member of SGS Group

6. SAR System Performance Verification

Date: 2017/6/28

Dipole 750 MHz_SN:1015_Head

Communication System: CW; Frequency: 750 MHz; Duty Cycle: 1:1

Medium parameters used: $f = 750 \text{ MHz}$; $\sigma = 0.861 \text{ S/m}$; $\epsilon_r = 41.695$; $\rho = 1000 \text{ kg/m}^3$

Phantom section: Flat Section

Ambient temperature: 23.5°C ; Liquid temperature: 21.8°C

DASY5 Configuration:

- Probe: EX3DV4 - SN3923; ConvF(11.01, 11.01, 11.01); Calibrated: 2016/9/2;
- Sensor-Surface: 2mm (Mechanical Surface Detection)
- Electronics: DAE4 Sn547; Calibrated: 2017/3/22
- Phantom: Head
- DASY52 52.8.8(1258); SEMCAD X 14.6.10(7373)

Configuration/Pin=250mW/Area Scan (51x121x1): Interpolated grid: $dx=15 \text{ mm}$, $dy=15 \text{ mm}$

Maximum value of SAR (interpolated) = 2.56 W/kg

Configuration/Pin=250mW/Zoom Scan (7x7x7)/Cube 0: Measurement grid:

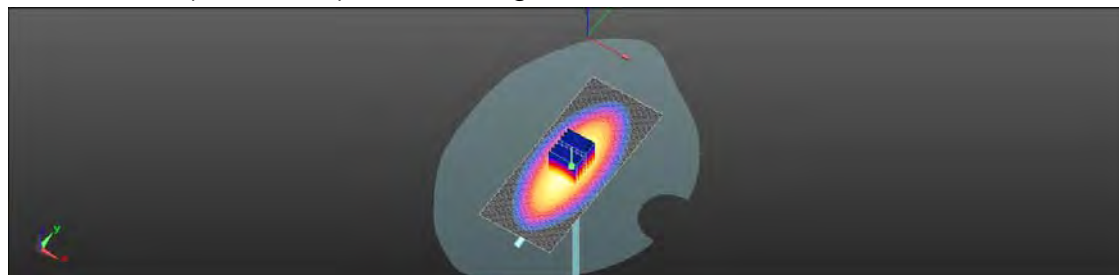
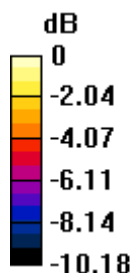
$dx=5\text{mm}$, $dy=5\text{mm}$, $dz=5\text{mm}$

Reference Value = 55.89 V/m ; Power Drift = -0.07 dB

Peak SAR (extrapolated) = 3.07 W/kg

SAR(1 g) = 2.1 W/kg ; SAR(10 g) = 1.39 W/kg

Maximum value of SAR (measured) = 2.64 W/kg



$0 \text{ dB} = 2.64 \text{ W/kg} = 4.22 \text{ dBW/kg}$

Unless otherwise stated the results shown in this test report refer only to the sample(s) tested and such sample(s) are retained for 90 days only.

除非另有說明，此報告結果僅對測試之樣品負責，同時此樣品僅保留90天。本報告未經本公司書面許可，不可部份複製。

This document is issued by the Company subject to its General Conditions of Service printed overleaf, available on request or accessible at www.sgs.com/terms_and_conditions.htm and, for electronic format documents, subject to Terms and Conditions for Electronic Documents at www.sgs.com/terms_e-document.htm. Attention is drawn to the limitation of liability, indemnification and jurisdiction issues defined therein. Any holder of this document is advised that information contained hereon reflects the Company's findings at the time of its intervention only and within the limits of Client's instructions, if any. The Company's sole responsibility is to its Client and this document does not exonerate parties to a transaction from exercising all their rights and obligations under the transaction documents. This document cannot be reproduced except in full, without prior written approval of the Company. Any unauthorized alteration, forgery or falsification of the content or appearance of this document is unlawful and offenders may be prosecuted to the fullest extent of the law.

SGS Taiwan Ltd.

No.134,Wu Kung Road, New Taipei Industrial Park, Wuku District, New Taipei City, Taiwan 24803/新北市五股區新北產業園區五工路 134 號

台灣檢驗科技股份有限公司

t (886-2) 2299-3279

f (886-2) 2298-0488

www.tw.sgs.com

Member of SGS Group

Date: 2017/7/2

Dipole 750 MHz_SN:1015_Body

Communication System: CW; Frequency: 750 MHz; Duty Cycle: 1:1

Medium parameters used: $f = 750 \text{ MHz}$; $\sigma = 0.939 \text{ S/m}$; $\epsilon_r = 54.561$; $\rho = 1000 \text{ kg/m}^3$

Phantom section: Flat Section

Ambient temperature: 22.8°C ; Liquid temperature: 22.3°C

DASY5 Configuration:

- Probe: EX3DV4 - SN3923; ConvF(10.83, 10.83, 10.83); Calibrated: 2016/9/2;
- Sensor-Surface: 2mm (Mechanical Surface Detection)
- Electronics: DAE4 Sn547; Calibrated: 2017/3/22
- Phantom: Head
- DASY52 52.8.8(1258); SEMCAD X 14.6.10(7373)

Configuration/Pin=250mW/Area Scan (51x141x1): Interpolated grid: $dx=15 \text{ mm}$, $dy=15 \text{ mm}$

Maximum value of SAR (interpolated) = 2.82 W/kg

Configuration/Pin=250mW/Zoom Scan (7x7x7)/Cube 0: Measurement grid:

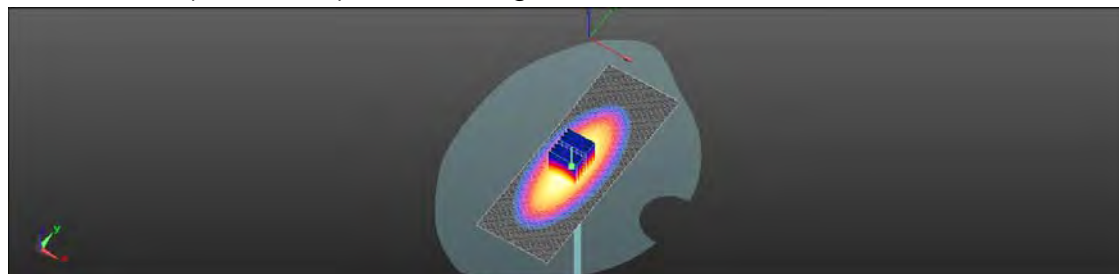
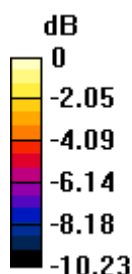
$dx=5\text{mm}$, $dy=5\text{mm}$, $dz=5\text{mm}$

Reference Value = 55.60 V/m ; Power Drift = 0.01 dB

Peak SAR (extrapolated) = 3.35 W/kg

SAR(1 g) = 2.26 W/kg ; SAR(10 g) = 1.49 W/kg

Maximum value of SAR (measured) = 2.85 W/kg



0 dB = 2.85 W/kg = 4.56 dBW/kg

Unless otherwise stated the results shown in this test report refer only to the sample(s) tested and such sample(s) are retained for 90 days only.

除非另有說明，此報告結果僅對測試之樣品負責，同時此樣品僅保留90天。本報告未經本公司書面許可，不可部份複製。

This document is issued by the Company subject to its General Conditions of Service printed overleaf, available on request or accessible at www.sgs.com/terms_and_conditions.htm and, for electronic format documents, subject to Terms and Conditions for Electronic Documents at www.sgs.com/terms_e-document.htm. Attention is drawn to the limitation of liability, indemnification and jurisdiction issues defined therein. Any holder of this document is advised that information contained hereon reflects the Company's findings at the time of its intervention only and within the limits of Client's instructions, if any. The Company's sole responsibility is to its Client and this document does not exonerate parties to a transaction from exercising all their rights and obligations under the transaction documents. This document cannot be reproduced except in full, without prior written approval of the Company. Any unauthorized alteration, forgery or falsification of the content or appearance of this document is unlawful and offenders may be prosecuted to the fullest extent of the law.

SGS Taiwan Ltd.

No.134,Wu Kung Road, New Taipei Industrial Park, Wuku District, New Taipei City, Taiwan 24803/新北市五股區新北產業園區五工路 134 號

台灣檢驗科技股份有限公司

t (886-2) 2299-3279

f (886-2) 2298-0488

www.tw.sgs.com

Member of SGS Group

Date: 2017/6/29

Dipole 835 MHz_SN:4d063_Head

Communication System: CW; Frequency: 835 MHz; Duty Cycle: 1:1

Medium parameters used: $f = 835 \text{ MHz}$; $\sigma = 0.87 \text{ S/m}$; $\epsilon_r = 42.025$; $\rho = 1000 \text{ kg/m}^3$

Phantom section: Flat Section

Ambient temperature: 23.1°C ; Liquid temperature: 22.0°C

DASY5 Configuration:

- Probe: EX3DV4 - SN3923; ConvF(10.66, 10.66, 10.66); Calibrated: 2016/9/2;
- Sensor-Surface: 2mm (Mechanical Surface Detection)
- Electronics: DAE4 Sn547; Calibrated: 2017/3/22
- Phantom: Head
- DASY52 52.8.8(1258); SEMCAD X 14.6.10(7373)

Configuration/Pin=250mW/Area Scan (41x121x1): Interpolated grid: $dx=15 \text{ mm}$, $dy=15 \text{ mm}$

Maximum value of SAR (interpolated) = 3.04 W/kg

Configuration/Pin=250mW/Zoom Scan (7x7x7)/Cube 0: Measurement grid:

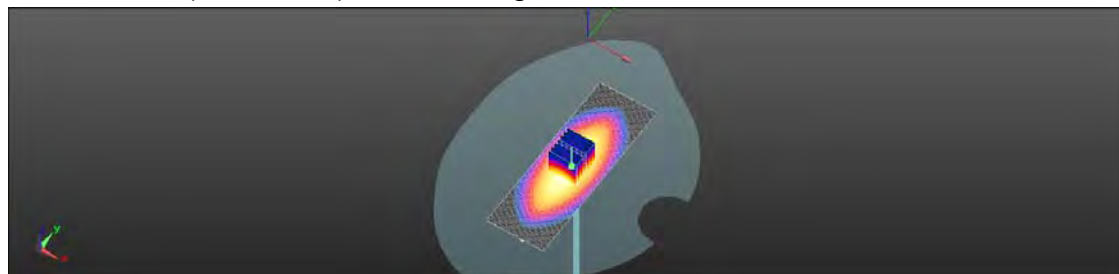
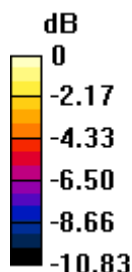
$dx=5\text{mm}$, $dy=5\text{mm}$, $dz=5\text{mm}$

Reference Value = 60.65 V/m ; Power Drift = -0.06 dB

Peak SAR (extrapolated) = 3.58 W/kg

SAR(1 g) = 2.41 W/kg ; SAR(10 g) = 1.57 W/kg

Maximum value of SAR (measured) = 3.06 W/kg



0 dB = 3.06 W/kg = 4.85 dBW/kg

Unless otherwise stated the results shown in this test report refer only to the sample(s) tested and such sample(s) are retained for 90 days only.

除非另有說明，此報告結果僅對測試之樣品負責，同時此樣品僅保留90天。本報告未經本公司書面許可，不可部份複製。

This document is issued by the Company subject to its General Conditions of Service printed overleaf, available on request or accessible at www.sgs.com/terms_and_conditions.htm and, for electronic format documents, subject to Terms and Conditions for Electronic Documents at www.sgs.com/terms_e-document.htm. Attention is drawn to the limitation of liability, indemnification and jurisdiction issues defined therein. Any holder of this document is advised that information contained hereon reflects the Company's findings at the time of its intervention only and within the limits of Client's instructions, if any. The Company's sole responsibility is to its Client and this document does not exonerate parties to a transaction from exercising all their rights and obligations under the transaction documents. This document cannot be reproduced except in full, without prior written approval of the Company. Any unauthorized alteration, forgery or falsification of the content or appearance of this document is unlawful and offenders may be prosecuted to the fullest extent of the law.

SGS Taiwan Ltd.

No.134,Wu Kung Road, New Taipei Industrial Park, Wuku District, New Taipei City, Taiwan 24803/新北市五股區新北產業園區五工路 134 號

台灣檢驗科技股份有限公司

t (886-2) 2299-3279

f (886-2) 2298-0488

www.tw.sgs.com

Member of SGS Group

Date: 2017/7/3

Dipole 835 MHz_SN:4d063_Body

Communication System: CW; Frequency: 835 MHz; Duty Cycle: 1:1

Medium parameters used: $f = 835 \text{ MHz}$; $\sigma = 1.005 \text{ S/m}$; $\epsilon_r = 53.305$; $\rho = 1000 \text{ kg/m}^3$

Phantom section: Flat Section

Ambient temperature: 22.4°C ; Liquid temperature: 21.9°C

DASY5 Configuration:

- Probe: EX3DV4 - SN3923; ConvF(10.67, 10.67, 10.67); Calibrated: 2016/9/2;
- Sensor-Surface: 2mm (Mechanical Surface Detection)
- Electronics: DAE4 Sn547; Calibrated: 2017/3/22
- Phantom: Head
- DASY52 52.8.8(1258); SEMCAD X 14.6.10(7373)

Configuration/Pin=250mW/Area Scan (51x111x1): Interpolated grid: $dx=15 \text{ mm}$, $dy=15 \text{ mm}$

Maximum value of SAR (interpolated) = 3.05 W/kg

Configuration/Pin=250mW/Zoom Scan (7x7x7)/Cube 0: Measurement grid:

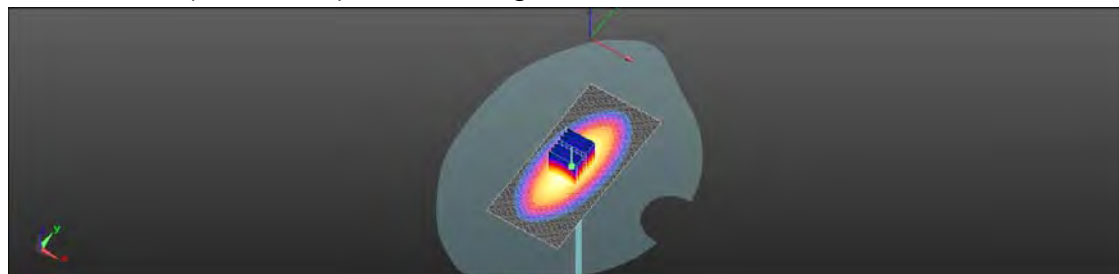
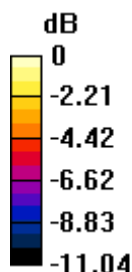
$dx=5\text{mm}$, $dy=5\text{mm}$, $dz=5\text{mm}$

Reference Value = 56.89 V/m ; Power Drift = 0.01 dB

Peak SAR (extrapolated) = 3.67 W/kg

SAR(1 g) = 2.44 W/kg ; SAR(10 g) = 1.58 W/kg

Maximum value of SAR (measured) = 3.11 W/kg



0 dB = 3.11 W/kg = 4.93 dBW/kg

Unless otherwise stated the results shown in this test report refer only to the sample(s) tested and such sample(s) are retained for 90 days only.

除非另有說明，此報告結果僅對測試之樣品負責，同時此樣品僅保留90天。本報告未經本公司書面許可，不可部份複製。

This document is issued by the Company subject to its General Conditions of Service printed overleaf, available on request or accessible at www.sgs.com/terms_and_conditions.htm and, for electronic format documents, subject to Terms and Conditions for Electronic Documents at www.sgs.com/terms_e-document.htm. Attention is drawn to the limitation of liability, indemnification and jurisdiction issues defined therein. Any holder of this document is advised that information contained hereon reflects the Company's findings at the time of its intervention only and within the limits of Client's instructions, if any. The Company's sole responsibility is to its Client and this document does not exonerate parties to a transaction from exercising all their rights and obligations under the transaction documents. This document cannot be reproduced except in full, without prior written approval of the Company. Any unauthorized alteration, forgery or falsification of the content or appearance of this document is unlawful and offenders may be prosecuted to the fullest extent of the law.

SGS Taiwan Ltd.

No.134,Wu Kung Road, New Taipei Industrial Park, Wuku District, New Taipei City, Taiwan 24803/新北市五股區新北產業園區五工路 134 號

台灣檢驗科技股份有限公司

t (886-2) 2299-3279

f (886-2) 2298-0488

www.tw.sgs.com

Member of SGS Group

Date: 2017/8/24

Dipole 835 MHz_SN:4d120_Head

Communication System: CW; Frequency: 835 MHz; Duty Cycle: 1:1

Medium parameters used: $f = 835$ MHz; $\sigma = 0.918$ S/m; $\epsilon_r = 41.721$; $\rho = 1000$ kg/m³

Phantom section: Flat Section

Ambient temperature: 22.1°C; Liquid temperature: 21.8°C

DASY5 Configuration:

- Probe: EX3DV4 - SN7466; ConvF(10.2, 10.2, 10.2); Calibrated: 2017/7/5;
- Sensor-Surface: 2mm (Mechanical Surface Detection)
- Electronics: DAE4 Sn1336; Calibrated: 2016/11/22
- Phantom: Head
- DASY52 52.8.8(1258); SEMCAD X 14.6.10(7373)

Configuration/Pin=250mW/Area Scan (41x121x1): Interpolated grid: dx=15 mm, dy=15 mm

Maximum value of SAR (interpolated) = 3.06 W/kg

Configuration/Pin=250mW/Zoom Scan (7x7x7)/Cube 0: Measurement grid:

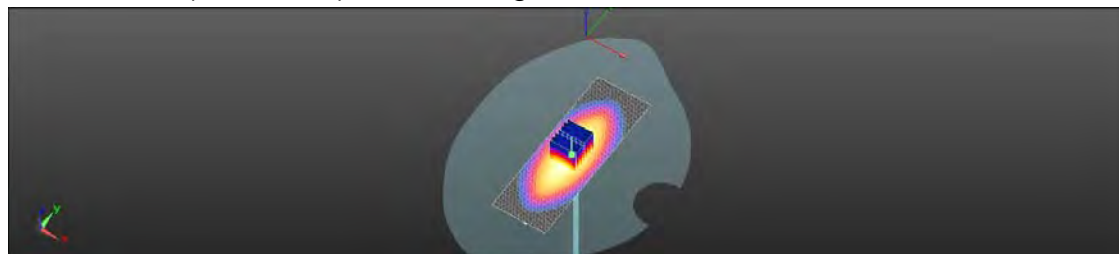
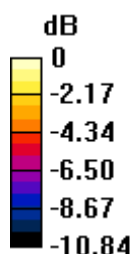
dx=5mm, dy=5mm, dz=5mm

Reference Value = 61.29 V/m; Power Drift = -0.12 dB

Peak SAR (extrapolated) = 3.59 W/kg

SAR(1 g) = 2.42 W/kg; SAR(10 g) = 1.58 W/kg

Maximum value of SAR (measured) = 3.07 W/kg



0 dB = 3.07 W/kg = 4.87 dBW/kg

Unless otherwise stated the results shown in this test report refer only to the sample(s) tested and such sample(s) are retained for 90 days only.

除非另有說明，此報告結果僅對測試之樣品負責，同時此樣品僅保留90天。本報告未經本公司書面許可，不可部份複製。

This document is issued by the Company subject to its General Conditions of Service printed overleaf, available on request or accessible at www.sgs.com/terms_and_conditions.htm and, for electronic format documents, subject to Terms and Conditions for Electronic Documents at www.sgs.com/terms_e-document.htm. Attention is drawn to the limitation of liability, indemnification and jurisdiction issues defined therein. Any holder of this document is advised that information contained hereon reflects the Company's findings at the time of its intervention only and within the limits of Client's instructions, if any. The Company's sole responsibility is to its Client and this document does not exonerate parties to a transaction from exercising all their rights and obligations under the transaction documents. This document cannot be reproduced except in full, without prior written approval of the Company. Any unauthorized alteration, forgery or falsification of the content or appearance of this document is unlawful and offenders may be prosecuted to the fullest extent of the law.

SGS Taiwan Ltd.

No.134,Wu Kung Road, New Taipei Industrial Park, Wuku District, New Taipei City, Taiwan 24803/新北市五股區新北產業園區五工路 134 號

台灣檢驗科技股份有限公司

t (886-2) 2299-3279

f (886-2) 2298-0488

www.tw.sgs.com

Member of SGS Group

Date: 2017/8/25

Dipole 835 MHz_SN:4d120_Body

Communication System: CW; Frequency: 835 MHz; Duty Cycle: 1:1

Medium parameters used: $f = 835 \text{ MHz}$; $\sigma = 1.006 \text{ S/m}$; $\epsilon_r = 54.562$; $\rho = 1000 \text{ kg/m}^3$

Phantom section: Flat Section

Ambient temperature: 22.1°C ; Liquid temperature: 22.0°C

DASY5 Configuration:

- Probe: EX3DV4 - SN7466; ConvF(10.24, 10.24, 10.24); Calibrated: 2017/7/5;
- Sensor-Surface: 2mm (Mechanical Surface Detection)
- Electronics: DAE4 Sn1336; Calibrated: 2016/11/22
- Phantom: Head
- DASY52 52.8.8(1258); SEMCAD X 14.6.10(7373)

Configuration/Pin=250mW/Area Scan (51x111x1): Interpolated grid: $dx=15 \text{ mm}$, $dy=15 \text{ mm}$

Maximum value of SAR (interpolated) = 3.07 W/kg

Configuration/Pin=250mW/Zoom Scan (7x7x7)/Cube 0: Measurement grid:

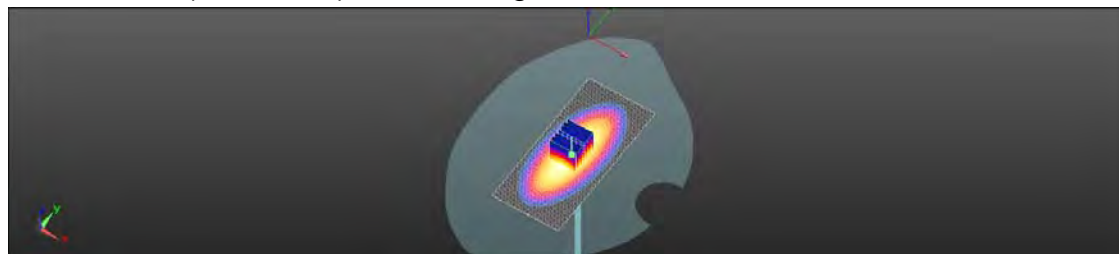
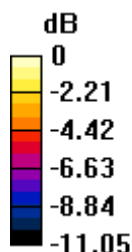
$dx=5\text{mm}$, $dy=5\text{mm}$, $dz=5\text{mm}$

Reference Value = 57.13 V/m ; Power Drift = -0.02 dB

Peak SAR (extrapolated) = 3.69 W/kg

SAR(1 g) = 2.45 W/kg ; SAR(10 g) = 1.59 W/kg

Maximum value of SAR (measured) = 3.13 W/kg



0 dB = 3.13 W/kg = 4.95 dBW/kg

Unless otherwise stated the results shown in this test report refer only to the sample(s) tested and such sample(s) are retained for 90 days only.

除非另有說明，此報告結果僅對測試之樣品負責，同時此樣品僅保留90天。本報告未經本公司書面許可，不可部份複製。

This document is issued by the Company subject to its General Conditions of Service printed overleaf, available on request or accessible at www.sgs.com/terms_and_conditions.htm and, for electronic format documents, subject to Terms and Conditions for Electronic Documents at www.sgs.com/terms_e-document.htm. Attention is drawn to the limitation of liability, indemnification and jurisdiction issues defined therein. Any holder of this document is advised that information contained hereon reflects the Company's findings at the time of its intervention only and within the limits of Client's instructions, if any. The Company's sole responsibility is to its Client and this document does not exonerate parties to a transaction from exercising all their rights and obligations under the transaction documents. This document cannot be reproduced except in full, without prior written approval of the Company. Any unauthorized alteration, forgery or falsification of the content or appearance of this document is unlawful and offenders may be prosecuted to the fullest extent of the law.

SGS Taiwan Ltd.

No.134,Wu Kung Road, New Taipei Industrial Park, Wuku District, New Taipei City, Taiwan 24803/新北市五股區新北產業園區五工路 134 號

台灣檢驗科技股份有限公司

t (886-2) 2299-3279

f (886-2) 2298-0488

www.tw.sgs.com

Member of SGS Group

Date: 2017/7/7

Dipole 1750 MHz_SN:1008_Head

Communication System: CW; Frequency: 1750 MHz; Duty Cycle: 1:1

Medium parameters used: $f = 1750$ MHz; $\sigma = 1.332$ S/m; $\epsilon_r = 39.861$; $\rho = 1000$ kg/m³

Phantom section: Flat Section

Ambient temperature: 22.7°C; Liquid temperature: 22.5°C

DASY5 Configuration:

- Probe: EX3DV4 - SN3923; ConvF(9.27, 9.27, 9.27); Calibrated: 2016/9/2;
- Sensor-Surface: 2mm (Mechanical Surface Detection)
- Electronics: DAE4 Sn547; Calibrated: 2017/3/22
- Phantom: Head
- DASY52 52.8.8(1258); SEMCAD X 14.6.10(7373)

Configuration/Pin=250mW/Area Scan (51x101x1): Interpolated grid: dx=15 mm, dy=15 mm

Maximum value of SAR (interpolated) = 13.1 W/kg

Configuration/Pin=250mW/Zoom Scan (7x7x7)/Cube 0: Measurement grid:

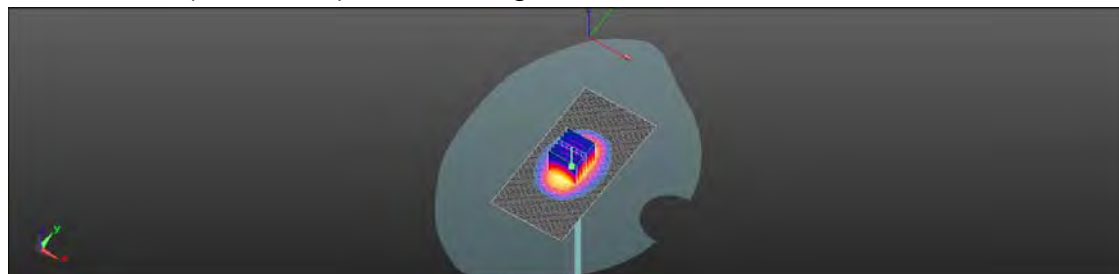
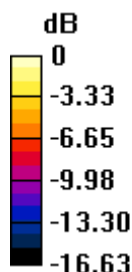
dx=5mm, dy=5mm, dz=5mm

Reference Value = 96.56 V/m; Power Drift = 0.01 dB

Peak SAR (extrapolated) = 16.5 W/kg

SAR(1 g) = 9.13 W/kg; SAR(10 g) = 4.88 W/kg

Maximum value of SAR (measured) = 13.0 W/kg



0 dB = 13.0 W/kg = 11.12 dBW/kg

Unless otherwise stated the results shown in this test report refer only to the sample(s) tested and such sample(s) are retained for 90 days only.

除非另有說明，此報告結果僅對測試之樣品負責，同時此樣品僅保留90天。本報告未經本公司書面許可，不可部份複製。

This document is issued by the Company subject to its General Conditions of Service printed overleaf, available on request or accessible at www.sgs.com/terms_and_conditions.htm and, for electronic format documents, subject to Terms and Conditions for Electronic Documents at www.sgs.com/terms_e-document.htm. Attention is drawn to the limitation of liability, indemnification and jurisdiction issues defined therein. Any holder of this document is advised that information contained hereon reflects the Company's findings at the time of its intervention only and within the limits of Client's instructions, if any. The Company's sole responsibility is to its Client and this document does not exonerate parties to a transaction from exercising all their rights and obligations under the transaction documents. This document cannot be reproduced except in full, without prior written approval of the Company. Any unauthorized alteration, forgery or falsification of the content or appearance of this document is unlawful and offenders may be prosecuted to the fullest extent of the law.

SGS Taiwan Ltd.

No.134,Wu Kung Road, New Taipei Industrial Park, Wuku District, New Taipei City, Taiwan 24803/新北市五股區新北產業園區五工路 134 號

台灣檢驗科技股份有限公司

t (886-2) 2299-3279

f (886-2) 2298-0488

www.tw.sgs.com

Member of SGS Group

Date: 2017/7/13

Dipole 1750 MHz_SN:1023_Body

Communication System: CW; Frequency: 1750 MHz; Duty Cycle: 1:1

Medium parameters used: $f = 1750$ MHz; $\sigma = 1.431$ S/m; $\epsilon_r = 53.814$; $\rho = 1000$ kg/m³

Phantom section: Flat Section

Ambient temperature: 22.5°C; Liquid temperature: 22.2°C

DASY5 Configuration:

- Probe: EX3DV4 - SN3923; ConvF(8.78, 8.78, 8.78); Calibrated: 2016/9/2;
- Sensor-Surface: 2mm (Mechanical Surface Detection)
- Electronics: DAE4 Sn547; Calibrated: 2017/3/22
- Phantom: Head
- DASY52 52.8.8(1258); SEMCAD X 14.6.10(7373)

Configuration/Pin=250mW/Area Scan (51x101x1): Interpolated grid: dx=15 mm, dy=15 mm

Maximum value of SAR (interpolated) = 14.1 W/kg

Configuration/Pin=250mW/Zoom Scan (7x7x7)/Cube 0: Measurement grid:

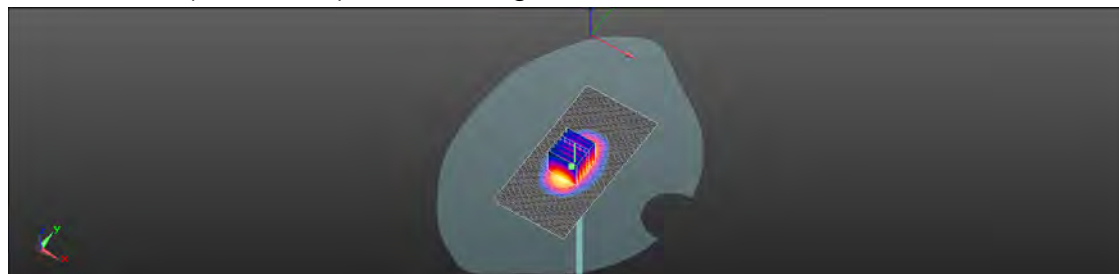
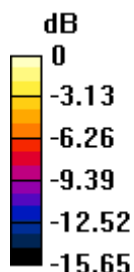
dx=5mm, dy=5mm, dz=5mm

Reference Value = 96.24 V/m; Power Drift = -0.09 dB

Peak SAR (extrapolated) = 15.2 W/kg

SAR(1 g) = 8.95 W/kg; SAR(10 g) = 4.78 W/kg

Maximum value of SAR (measured) = 12.2 W/kg



0 dB = 12.2 W/kg = 10.87 dBW/kg

Unless otherwise stated the results shown in this test report refer only to the sample(s) tested and such sample(s) are retained for 90 days only.

除非另有說明，此報告結果僅對測試之樣品負責，同時此樣品僅保留90天。本報告未經本公司書面許可，不可部份複製。

This document is issued by the Company subject to its General Conditions of Service printed overleaf, available on request or accessible at www.sgs.com/terms_and_conditions.htm and, for electronic format documents, subject to Terms and Conditions for Electronic Documents at www.sgs.com/terms_e-document.htm. Attention is drawn to the limitation of liability, indemnification and jurisdiction issues defined therein. Any holder of this document is advised that information contained hereon reflects the Company's findings at the time of its intervention only and within the limits of Client's instructions, if any. The Company's sole responsibility is to its Client and this document does not exonerate parties to a transaction from exercising all their rights and obligations under the transaction documents. This document cannot be reproduced except in full, without prior written approval of the Company. Any unauthorized alteration, forgery or falsification of the content or appearance of this document is unlawful and offenders may be prosecuted to the fullest extent of the law.

SGS Taiwan Ltd.

No.134,Wu Kung Road, New Taipei Industrial Park, Wuku District, New Taipei City, Taiwan 24803/新北市五股區新北產業園區五工路 134 號

台灣檢驗科技股份有限公司

t (886-2) 2299-3279

f (886-2) 2298-0488

www.tw.sgs.com

Member of SGS Group

Date: 2017/7/8

Dipole 1900 MHz_SN:5d173_Head

Communication System: CW; Frequency: 1900 MHz; Duty Cycle: 1:1

Medium parameters used: $f = 1900$ MHz; $\sigma = 1.396$ S/m; $\epsilon_r = 40.107$; $\rho = 1000$ kg/m³

Phantom section: Flat Section

Ambient temperature: 23.2°C; Liquid temperature: 22.4°C

DASY5 Configuration:

- Probe: EX3DV4 - SN3923; ConvF(8.9, 8.9, 8.9); Calibrated: 2016/9/2;
- Sensor-Surface: 2mm (Mechanical Surface Detection)
- Electronics: DAE4 Sn547; Calibrated: 2017/3/22
- Phantom: Head
- DASY52 52.8.8(1258); SEMCAD X 14.6.10(7373)

Configuration/Pin=250mW/Area Scan (51x61x1): Interpolated grid: dx=15 mm, dy=15 mm

Maximum value of SAR (interpolated) = 13.6 W/kg

Configuration/Pin=250mW/Zoom Scan (7x7x7)/Cube 0: Measurement grid:

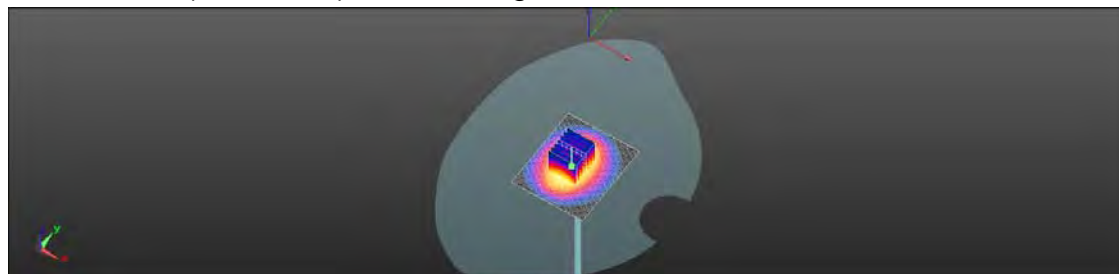
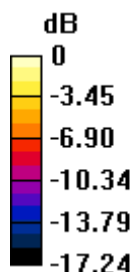
dx=5mm, dy=5mm, dz=5mm

Reference Value = 100.3 V/m; Power Drift = -0.01 dB

Peak SAR (extrapolated) = 16.8 W/kg

SAR(1 g) = 9.92 W/kg; SAR(10 g) = 5.22 W/kg

Maximum value of SAR (measured) = 13.2 W/kg



0 dB = 13.2 W/kg = 11.22 dBW/kg

Unless otherwise stated the results shown in this test report refer only to the sample(s) tested and such sample(s) are retained for 90 days only.

除非另有說明，此報告結果僅對測試之樣品負責，同時此樣品僅保留90天。本報告未經本公司書面許可，不可部份複製。

This document is issued by the Company subject to its General Conditions of Service printed overleaf, available on request or accessible at www.sgs.com/terms_and_conditions.htm and, for electronic format documents, subject to Terms and Conditions for Electronic Documents at www.sgs.com/terms_e-document.htm. Attention is drawn to the limitation of liability, indemnification and jurisdiction issues defined therein. Any holder of this document is advised that information contained hereon reflects the Company's findings at the time of its intervention only and within the limits of Client's instructions, if any. The Company's sole responsibility is to its Client and this document does not exonerate parties to a transaction from exercising all their rights and obligations under the transaction documents. This document cannot be reproduced except in full, without prior written approval of the Company. Any unauthorized alteration, forgery or falsification of the content or appearance of this document is unlawful and offenders may be prosecuted to the fullest extent of the law.

SGS Taiwan Ltd.

No.134,Wu Kung Road, New Taipei Industrial Park, Wuku District, New Taipei City, Taiwan 24803/新北市五股區新北產業園區五工路 134 號

台灣檢驗科技股份有限公司

t (886-2) 2299-3279

f (886-2) 2298-0488

www.tw.sgs.com

Member of SGS Group

Date: 2017/7/14

Dipole 1900 MHz_SN:5d173_Body

Communication System: CW; Frequency: 1900 MHz; Duty Cycle: 1:1

Medium parameters used: $f = 1900 \text{ MHz}$; $\sigma = 1.524 \text{ S/m}$; $\epsilon_r = 52.75$; $\rho = 1000 \text{ kg/m}^3$

Phantom section: Flat Section

Ambient temperature: 22.0°C ; Liquid temperature: 21.8°C

DASY5 Configuration:

- Probe: EX3DV4 - SN3923; ConvF(8.47, 8.47, 8.47); Calibrated: 2016/9/2;
- Sensor-Surface: 2mm (Mechanical Surface Detection)
- Electronics: DAE4 Sn547; Calibrated: 2017/3/22
- Phantom: Head
- DASY52 52.8.8(1258); SEMCAD X 14.6.10(7373)

Configuration/Pin=250mW/Area Scan (51x61x1): Interpolated grid: $dx=15 \text{ mm}$, $dy=15 \text{ mm}$

Maximum value of SAR (interpolated) = 14.9 W/kg

Configuration/Pin=250mW/Zoom Scan (7x7x7)/Cube 0: Measurement grid:

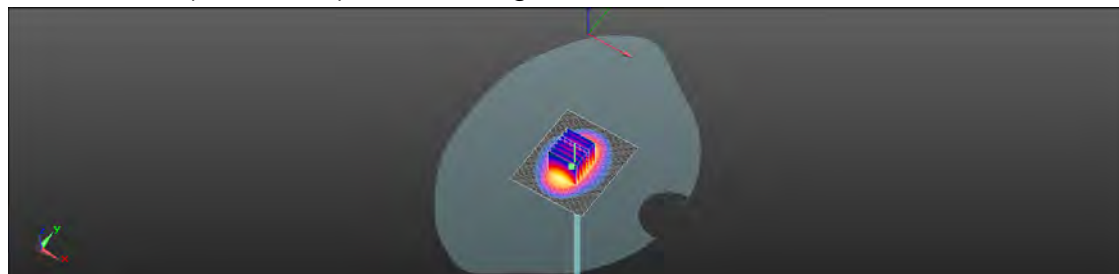
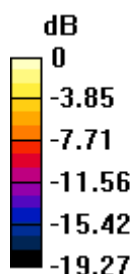
$dx=5\text{mm}$, $dy=5\text{mm}$, $dz=5\text{mm}$

Reference Value = 97.25 V/m ; Power Drift = -0.01 dB

Peak SAR (extrapolated) = 18.2 W/kg

SAR(1 g) = 9.88 W/kg ; SAR(10 g) = 5.27 W/kg

Maximum value of SAR (measured) = 14.1 W/kg



0 dB = 14.1 W/kg = 11.50 dBW/kg

Unless otherwise stated the results shown in this test report refer only to the sample(s) tested and such sample(s) are retained for 90 days only.

除非另有說明，此報告結果僅對測試之樣品負責，同時此樣品僅保留90天。本報告未經本公司書面許可，不可部份複製。

This document is issued by the Company subject to its General Conditions of Service printed overleaf, available on request or accessible at www.sgs.com/terms_and_conditions.htm and, for electronic format documents, subject to Terms and Conditions for Electronic Documents at www.sgs.com/terms_e-document.htm. Attention is drawn to the limitation of liability, indemnification and jurisdiction issues defined therein. Any holder of this document is advised that information contained hereon reflects the Company's findings at the time of its intervention only and within the limits of Client's instructions, if any. The Company's sole responsibility is to its Client and this document does not exonerate parties to a transaction from exercising all their rights and obligations under the transaction documents. This document cannot be reproduced except in full, without prior written approval of the Company. Any unauthorized alteration, forgery or falsification of the content or appearance of this document is unlawful and offenders may be prosecuted to the fullest extent of the law.

SGS Taiwan Ltd.

No.134,Wu Kung Road, New Taipei Industrial Park, Wuku District, New Taipei City, Taiwan 24803/新北市五股區新北產業園區五工路 134 號

台灣檢驗科技股份有限公司

t (886-2) 2299-3279

f (886-2) 2298-0488

www.tw.sgs.com

Member of SGS Group

Date: 2017/7/4

Dipole 2450 MHz_SN:727_Head

Communication System: CW; Frequency: 2450 MHz; Duty Cycle: 1:1

Medium parameters used: $f = 2450$ MHz; $\sigma = 1.832$ S/m; $\epsilon_r = 38.135$; $\rho = 1000$ kg/m³

Phantom section: Flat Section

Ambient temperature: 22.3°C; Liquid temperature: 22.1°C

DASY5 Configuration:

- Probe: EX3DV4 - SN3923; ConvF(7.95, 7.95, 7.95); Calibrated: 2016/9/2;
- Sensor-Surface: 2mm (Mechanical Surface Detection)
- Electronics: DAE4 Sn547; Calibrated: 2017/3/22
- Phantom: Head
- DASY52 52.8.8(1258); SEMCAD X 14.6.10(7373)

Configuration/Pin=250mW/Area Scan (71x111x1): Interpolated grid: dx=12 mm, dy=12 mm

Maximum value of SAR (interpolated) = 21.5 W/kg

Configuration/Pin=250mW/Zoom Scan (7x7x7)/Cube 0: Measurement grid:

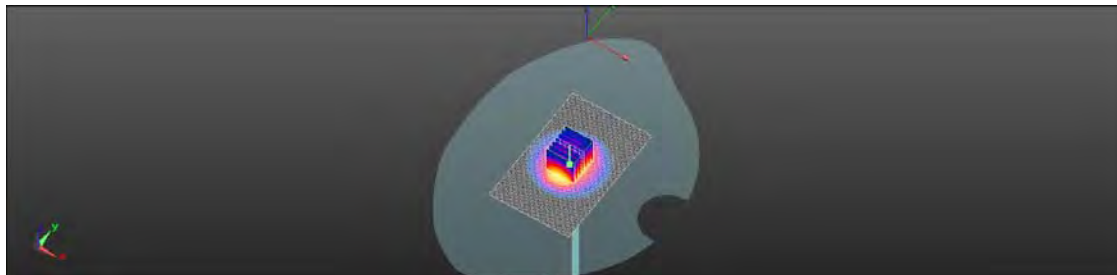
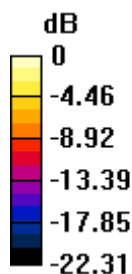
dx=5mm, dy=5mm, dz=5mm

Reference Value = 106.4 V/m; Power Drift = 0.07 dB

Peak SAR (extrapolated) = 27.8 W/kg

SAR(1 g) = 13.4 W/kg; SAR(10 g) = 6.2 W/kg

Maximum value of SAR (measured) = 20.6 W/kg



0 dB = 20.6 W/kg = 13.15 dBW/kg

Unless otherwise stated the results shown in this test report refer only to the sample(s) tested and such sample(s) are retained for 90 days only.

除非另有說明，此報告結果僅對測試之樣品負責，同時此樣品僅保留90天。本報告未經本公司書面許可，不可部份複製。

This document is issued by the Company subject to its General Conditions of Service printed overleaf, available on request or accessible at www.sgs.com/terms_and_conditions.htm and, for electronic format documents, subject to Terms and Conditions for Electronic Documents at www.sgs.com/terms_e-document.htm. Attention is drawn to the limitation of liability, indemnification and jurisdiction issues defined therein. Any holder of this document is advised that information contained hereon reflects the Company's findings at the time of its intervention only and within the limits of Client's instructions, if any. The Company's sole responsibility is to its Client and this document does not exonerate parties to a transaction from exercising all their rights and obligations under the transaction documents. This document cannot be reproduced except in full, without prior written approval of the Company. Any unauthorized alteration, forgery or falsification of the content or appearance of this document is unlawful and offenders may be prosecuted to the fullest extent of the law.

SGS Taiwan Ltd.

No.134,Wu Kung Road, New Taipei Industrial Park, Wuku District, New Taipei City, Taiwan 24803/新北市五股區新北產業園區五工路 134 號

台灣檢驗科技股份有限公司

t (886-2) 2299-3279

f (886-2) 2298-0488

www.tw.sgs.com

Member of SGS Group

Date: 2017/7/5

Dipole 2450 MHz_SN:727_Body

Communication System: CW; Frequency: 2450 MHz; Duty Cycle: 1:1

Medium parameters used: $f = 2450$ MHz; $\sigma = 1.944$ S/m; $\epsilon_r = 52.351$; $\rho = 1000$ kg/m³

Phantom section: Flat Section

Ambient temperature: 22.6°C; Liquid temperature: 21.9°C

DASY5 Configuration:

- Probe: EX3DV4 - SN3923; ConvF(8.06, 8.06, 8.06); Calibrated: 2016/9/2;
- Sensor-Surface: 2mm (Mechanical Surface Detection)
- Electronics: DAE4 Sn547; Calibrated: 2017/3/22
- Phantom: Head
- DASY52 52.8.8(1258); SEMCAD X 14.6.10(7373)

Configuration/Pin=250mW/Area Scan (51x71x1): Interpolated grid: dx=12 mm, dy=12 mm

Maximum value of SAR (interpolated) = 19.4 W/kg

Configuration/Pin=250mW/Zoom Scan (7x7x7)/Cube 0: Measurement grid:

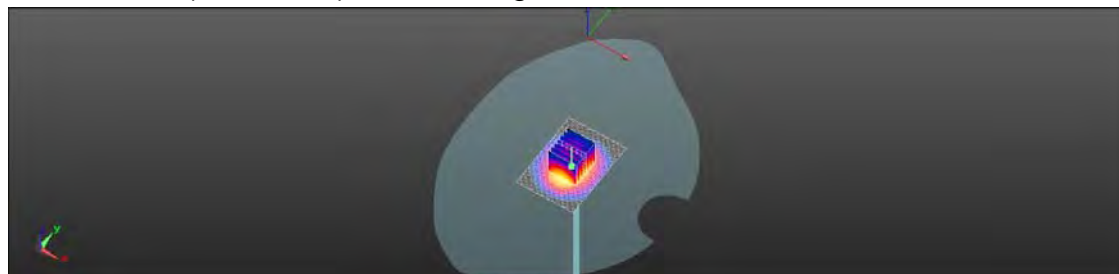
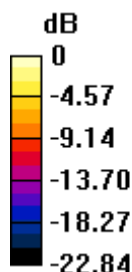
dx=5mm, dy=5mm, dz=5mm

Reference Value = 95.44 V/m; Power Drift = -0.01 dB

Peak SAR (extrapolated) = 25.4 W/kg

SAR(1 g) = 13 W/kg; SAR(10 g) = 5.98 W/kg

Maximum value of SAR (measured) = 18.6 W/kg



0 dB = 18.6 W/kg = 12.69 dBW/kg

Unless otherwise stated the results shown in this test report refer only to the sample(s) tested and such sample(s) are retained for 90 days only.

除非另有說明，此報告結果僅對測試之樣品負責，同時此樣品僅保留90天。本報告未經本公司書面許可，不可部份複製。

This document is issued by the Company subject to its General Conditions of Service printed overleaf, available on request or accessible at www.sgs.com/terms_and_conditions.htm and, for electronic format documents, subject to Terms and Conditions for Electronic Documents at www.sgs.com/terms_e-document.htm. Attention is drawn to the limitation of liability, indemnification and jurisdiction issues defined therein. Any holder of this document is advised that information contained hereon reflects the Company's findings at the time of its intervention only and within the limits of Client's instructions, if any. The Company's sole responsibility is to its Client and this document does not exonerate parties to a transaction from exercising all their rights and obligations under the transaction documents. This document cannot be reproduced except in full, without prior written approval of the Company. Any unauthorized alteration, forgery or falsification of the content or appearance of this document is unlawful and offenders may be prosecuted to the fullest extent of the law.

SGS Taiwan Ltd.

No.134,Wu Kung Road, New Taipei Industrial Park, Wuku District, New Taipei City, Taiwan 24803/新北市五股區新北產業園區五工路 134 號

台灣檢驗科技股份有限公司

t (886-2) 2299-3279

f (886-2) 2298-0488

www.tw.sgs.com

Member of SGS Group

Date: 2017/7/12

Dipole 2600 MHz_SN:1005_Head

Communication System: CW; Frequency: 2600 MHz; Duty Cycle: 1:1

Medium parameters used: $f = 2600$ MHz; $\sigma = 1.981$ S/m; $\epsilon_r = 39.098$; $\rho = 1000$ kg/m³

Phantom section: Flat Section

Ambient temperature: 22.5°C; Liquid temperature: 22.0°C

DASY5 Configuration:

- Probe: EX3DV4 - SN3923; ConvF(7.77, 7.77, 7.77); Calibrated: 2016/9/2;
- Sensor-Surface: 2mm (Mechanical Surface Detection)
- Electronics: DAE4 Sn547; Calibrated: 2017/3/22
- Phantom: Head
- DASY52 52.8.8(1258); SEMCAD X 14.6.10(7373)

Configuration/Pin=250mW/Area Scan (51x101x1): Interpolated grid: dx=12 mm, dy=12 mm

Maximum value of SAR (interpolated) = 22.2 W/kg

Configuration/Pin=250mW/Zoom Scan (7x7x7)/Cube 0: Measurement grid:

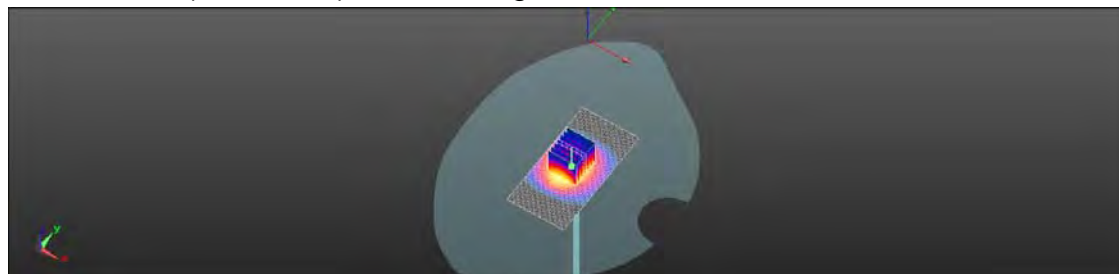
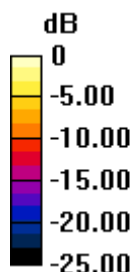
dx=5mm, dy=5mm, dz=5mm

Reference Value = 109.7 V/m; Power Drift = -0.01 dB

Peak SAR (extrapolated) = 32.3 W/kg

SAR(1 g) = 13.9 W/kg; SAR(10 g) = 6.22 W/kg

Maximum value of SAR (measured) = 22.1 W/kg



0 dB = 22.1 W/kg = 13.39 dBW/kg

Unless otherwise stated the results shown in this test report refer only to the sample(s) tested and such sample(s) are retained for 90 days only.

除非另有說明，此報告結果僅對測試之樣品負責，同時此樣品僅保留90天。本報告未經本公司書面許可，不可部份複製。

This document is issued by the Company subject to its General Conditions of Service printed overleaf, available on request or accessible at www.sgs.com/terms_and_conditions.htm and, for electronic format documents, subject to Terms and Conditions for Electronic Documents at www.sgs.com/terms_e-document.htm. Attention is drawn to the limitation of liability, indemnification and jurisdiction issues defined therein. Any holder of this document is advised that information contained hereon reflects the Company's findings at the time of its intervention only and within the limits of Client's instructions, if any. The Company's sole responsibility is to its Client and this document does not exonerate parties to a transaction from exercising all their rights and obligations under the transaction documents. This document cannot be reproduced except in full, without prior written approval of the Company. Any unauthorized alteration, forgery or falsification of the content or appearance of this document is unlawful and offenders may be prosecuted to the fullest extent of the law.

SGS Taiwan Ltd.

No.134,Wu Kung Road, New Taipei Industrial Park, Wuku District, New Taipei City, Taiwan 24803/新北市五股區新北產業園區五工路 134 號

台灣檢驗科技股份有限公司

t (886-2) 2299-3279

f (886-2) 2298-0488

www.tw.sgs.com

Member of SGS Group

Date: 2017/7/5

Dipole 2600 MHz_SN:1005_Body

Communication System: CW; Frequency: 2600 MHz; Duty Cycle: 1:1

Medium parameters used: $f = 2600$ MHz; $\sigma = 2.209$ S/m; $\epsilon_r = 51.45$; $\rho = 1000$ kg/m³

Phantom section: Flat Section

Ambient temperature: 22.6°C; Liquid temperature: 22.0°C

DASY5 Configuration:

- Probe: EX3DV4 - SN3923; ConvF(7.84, 7.84, 7.84); Calibrated: 2016/9/2;
- Sensor-Surface: 2mm (Mechanical Surface Detection)
- Electronics: DAE4 Sn547; Calibrated: 2017/3/22
- Phantom: Head
- DASY52 52.8.8(1258); SEMCAD X 14.6.10(7373)

Configuration/Pin=250mW/Area Scan (51x61x1): Interpolated grid: dx=12 mm, dy=12 mm

Maximum value of SAR (interpolated) = 22.8 W/kg

Configuration/Pin=250mW/Zoom Scan (7x7x7)/Cube 0: Measurement grid:

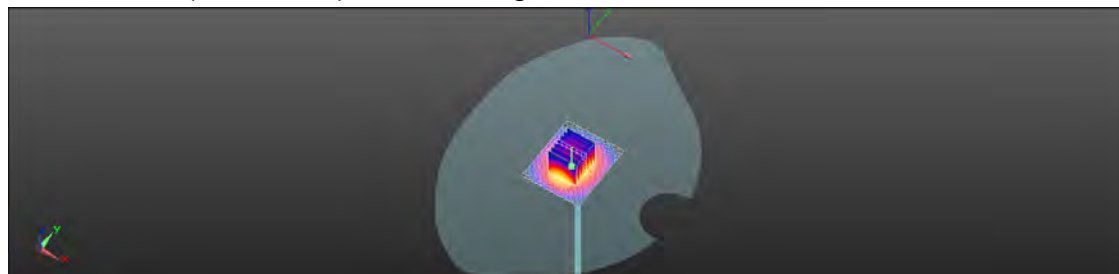
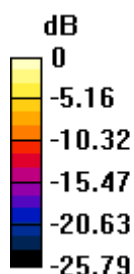
dx=5mm, dy=5mm, dz=5mm

Reference Value = 96.94 V/m; Power Drift = -0.00 dB

Peak SAR (extrapolated) = 30.2 W/kg

SAR(1 g) = 13.6 W/kg; SAR(10 g) = 6 W/kg

Maximum value of SAR (measured) = 21.5 W/kg



0 dB = 21.5 W/kg = 13.32 dBW/kg

Unless otherwise stated the results shown in this test report refer only to the sample(s) tested and such sample(s) are retained for 90 days only.

除非另有說明，此報告結果僅對測試之樣品負責，同時此樣品僅保留90天。本報告未經本公司書面許可，不可部份複製。

This document is issued by the Company subject to its General Conditions of Service printed overleaf, available on request or accessible at www.sgs.com/terms_and_conditions.htm and, for electronic format documents, subject to Terms and Conditions for Electronic Documents at www.sgs.com/terms_e-document.htm. Attention is drawn to the limitation of liability, indemnification and jurisdiction issues defined therein. Any holder of this document is advised that information contained hereon reflects the Company's findings at the time of its intervention only and within the limits of Client's instructions, if any. The Company's sole responsibility is to its Client and this document does not exonerate parties to a transaction from exercising all their rights and obligations under the transaction documents. This document cannot be reproduced except in full, without prior written approval of the Company. Any unauthorized alteration, forgery or falsification of the content or appearance of this document is unlawful and offenders may be prosecuted to the fullest extent of the law.

SGS Taiwan Ltd.

No.134,Wu Kung Road, New Taipei Industrial Park, Wuku District, New Taipei City, Taiwan 24803/新北市五股區新北產業園區五工路 134 號

台灣檢驗科技股份有限公司

t (886-2) 2299-3279

f (886-2) 2298-0488

www.tw.sgs.com

Member of SGS Group

7. DAE & Probe Calibration Certificate

Calibration Laboratory of
Schmid & Partner
Engineering AG
Zeughausstrasse 43, 8004 Zurich, Switzerland



S Schweizerischer Kalibrierdienst
C Service suisse d'étalonnage
S Servizio svizzero di taratura
S Swiss Calibration Service

Accredited by the Swiss Accreditation Service (SAS)
The Swiss Accreditation Service is one of the signatories to the EA
Multilateral Agreement for the recognition of calibration certificates

Accreditation No.: SCS 0108

Client SGS - TW (Auden)

Certificate No: DAE4-547_Mar17

CALIBRATION CERTIFICATE

Object DAE4 - SD 000 D04 BM - SN: 547

Calibration procedure(s) QA CAL-06.v29
Calibration procedure for the data acquisition electronics (DAE)



Calibration date: March 22, 2017

This calibration certificate documents the traceability to national standards, which realize the physical units of measurements (SI).
The measurements and the uncertainties with confidence probability are given on the following pages and are part of the certificate.

All calibrations have been conducted in the closed laboratory facility: environment temperature $(22 \pm 3)^{\circ}\text{C}$ and humidity $< 70\%$.

Calibration Equipment used (M&TE critical for calibration)

Primary Standards	ID #	Cal Date (Certificate No.)	Scheduled Calibration
Keithley Multimeter Type 2001	SN: 0810278	09-Sep-16 (No:19065)	Sep-17
Secondary Standards	ID #	Check Date (in house)	Scheduled Check
Auto DAE Calibration Unit	SE UWS 053 AA 1001	05-Jan-17 (in house check)	In house check: Jan-18
Calibrator Box V2.1	SE UMS 006 AA 1002	05-Jan-17 (in house check)	In house check: Jan-18

Calibrated by:	Name Eric Hainfeld	Function Technician	Signature 
Approved by:	Fin Bornholt	Deputy Technical Manager	

Issued: March 22, 2017.

This calibration certificate shall not be reproduced except in full without written approval of the laboratory.

Certificate No: DAE4-547_Mar17

Page 1 of 5

Unless otherwise stated the results shown in this test report refer only to the sample(s) tested and such sample(s) are retained for 90 days only.

除非另有說明，此報告結果僅對測試之樣品負責，同時此樣品僅保留90天。本報告未經本公司書面許可，不可部份複製。

This document is issued by the Company subject to its General Conditions of Service printed overleaf, available on request or accessible at www.sgs.com/terms_and_conditions.htm and, for electronic format documents, subject to Terms and Conditions for Electronic Documents at www.sgs.com/terms_e-document.htm. Attention is drawn to the limitation of liability, indemnification and jurisdiction issues defined therein. Any holder of this document is advised that information contained hereon reflects the Company's findings at the time of its intervention only and within the limits of Client's instructions, if any. The Company's sole responsibility is to its Client and this document does not exonerate parties to a transaction from exercising all their rights and obligations under the transaction documents. This document cannot be reproduced except in full, without prior written approval of the Company. Any unauthorized alteration, forgery or falsification of the content or appearance of this document is unlawful and offenders may be prosecuted to the fullest extent of the law.

SGS Taiwan Ltd.

台灣檢驗科技股份有限公司

No.134,Wu Kung Road, New Taipei Industrial Park, Wuku District, New Taipei City, Taiwan 24803/新北市五股區新北產業園區五工路 134 號

t (886-2) 2299-3279

f (886-2) 2298-0488

www.tw.sgs.com

Member of SGS Group

Calibration Laboratory of
Schmid & Partner
Engineering AG
Zeughausstrasse 43, 8004 Zurich, Switzerland



S Schweizerischer Kalibrierdienst
C Service suisse d'étalonnage
S Servizio svizzero di taratura
S Swiss Calibration Service

Accredited by the Swiss Accreditation Service (SAS)
The Swiss Accreditation Service is one of the signatories to the EA
Multilateral Agreement for the recognition of calibration certificates

Accreditation No.: **SCS 0108**

Glossary

DAE data acquisition electronics
Connector angle information used in DASY system to align probe sensor X to the robot coordinate system.

Methods Applied and Interpretation of Parameters

- **DC Voltage Measurement:** Calibration Factor assessed for use in DASY system by comparison with a calibrated instrument traceable to national standards. The figure given corresponds to the full scale range of the voltmeter in the respective range.
- **Connector angle:** The angle of the connector is assessed measuring the angle mechanically by a tool inserted. Uncertainty is not required.
- The following parameters as documented in the Appendix contain technical information as a result from the performance test and require no uncertainty.
 - **DC Voltage Measurement Linearity:** Verification of the Linearity at +10% and -10% of the nominal calibration voltage. Influence of offset voltage is included in this measurement.
 - **Common mode sensitivity:** Influence of a positive or negative common mode voltage on the differential measurement.
 - **Channel separation:** Influence of a voltage on the neighbor channels not subject to an input voltage.
 - **AD Converter Values with inputs shorted:** Values on the internal AD converter corresponding to zero input voltage
 - **Input Offset Measurement:** Output voltage and statistical results over a large number of zero voltage measurements.
 - **Input Offset Current:** Typical value for information; Maximum channel input offset current, not considering the input resistance.
 - **Input resistance:** Typical value for information: DAE input resistance at the connector, during internal auto-zeroing and during measurement.
 - **Low Battery Alarm Voltage:** Typical value for information. Below this voltage, a battery alarm signal is generated.
 - **Power consumption:** Typical value for information. Supply currents in various operating modes.

Certificate No: DAE4-547_Mar17

Page 2 of 5

Unless otherwise stated the results shown in this test report refer only to the sample(s) tested and such sample(s) are retained for 90 days only.

除非另有說明，此報告結果僅對測試之樣品負責，同時此樣品僅保留90天。本報告未經本公司書面許可，不可部份複製。

This document is issued by the Company subject to its General Conditions of Service printed overleaf, available on request or accessible at www.sgs.com/terms_and_conditions.htm and, for electronic format documents, subject to Terms and Conditions for Electronic Documents at www.sgs.com/terms_e-document.htm. Attention is drawn to the limitation of liability, indemnification and jurisdiction issues defined therein. Any holder of this document is advised that information contained hereon reflects the Company's findings at the time of its intervention only and within the limits of Client's instructions, if any. The Company's sole responsibility is to its Client and this document does not exonerate parties to a transaction from exercising all their rights and obligations under the transaction documents. This document cannot be reproduced except in full, without prior written approval of the Company. Any unauthorized alteration, forgery or falsification of the content or appearance of this document is unlawful and offenders may be prosecuted to the fullest extent of the law.

SGS Taiwan Ltd.

No.134,Wu Kung Road, New Taipei Industrial Park, Wuku District, New Taipei City, Taiwan 24803/新北市五股區新北產業園區五工路 134 號

台灣檢驗科技股份有限公司

t (886-2) 2299-3279

f (886-2) 2298-0488

www.tw.sgs.com

Member of SGS Group

DC Voltage Measurement

A/D - Converter Resolution nominal

High Range: 1LSB = 6.1μV full range = -100...+300 mV

Low Range: 1LSB = 61nV full range = -1...+3mV

DASY measurement parameters: Auto Zero Time: 3 sec; Measuring time: 3 sec

Calibration Factors	X	Y	Z
High Range	403.189 ± 0.02% (k=2)	403.093 ± 0.02% (k=2)	402.739 ± 0.02% (k=2)
Low Range	3.95348 ± 1.50% (k=2)	3.90456 ± 1.50% (k=2)	3.96243 ± 1.50% (k=2)

Connector Angle

Connector Angle to be used in DASY system	91.0 ° ± 1 °
---	--------------

Unless otherwise stated the results shown in this test report refer only to the sample(s) tested and such sample(s) are retained for 90 days only.

除非另有說明，此報告結果僅對測試之樣品負責，同時此樣品僅保留90天。本報告未經本公司書面許可，不可部份複製。

This document is issued by the Company subject to its General Conditions of Service printed overleaf, available on request or accessible at www.sgs.com/terms_and_conditions.htm and, for electronic format documents, subject to Terms and Conditions for Electronic Documents at www.sgs.com/terms_e-document.htm. Attention is drawn to the limitation of liability, indemnification and jurisdiction issues defined therein. Any holder of this document is advised that information contained hereon reflects the Company's findings at the time of its intervention only and within the limits of Client's instructions, if any. The Company's sole responsibility is to its Client and this document does not exonerate parties to a transaction from exercising all their rights and obligations under the transaction documents. This document cannot be reproduced except in full, without prior written approval of the Company. Any unauthorized alteration, forgery or falsification of the content or appearance of this document is unlawful and offenders may be prosecuted to the fullest extent of the law.

Appendix (Additional assessments outside the scope of SCS0108)

1. DC Voltage Linearity

High Range	Reading (μV)	Difference (μV)	Error (%)
Channel X + Input	200031.23	0.59	0.00
Channel X + Input	20005.44	2.04	0.01
Channel X - Input	-20000.97	-4.91	-0.02
Channel Y + Input	200029.80	-1.03	-0.00
Channel Y + Input	20000.30	-3.03	-0.02
Channel Y - Input	-20007.73	-1.72	0.01
Channel Z + Input	200030.21	-0.96	-0.00
Channel Z + Input	20003.13	-0.21	-0.00
Channel Z - Input	-20005.14	0.81	-0.00

Low Range	Reading (μV)	Difference (μV)	Error (%)
Channel X + Input	2000.02	-0.06	-0.00
Channel X + Input	200.18	0.36	0.18
Channel X - Input	-200.16	0.00	-0.00
Channel Y + Input	2000.10	0.06	0.00
Channel Y + Input	199.43	-0.40	-0.20
Channel Y - Input	-200.77	-0.70	0.35
Channel Z + Input	2000.19	0.28	0.01
Channel Z + Input	198.82	-1.00	-0.50
Channel Z - Input	-201.46	-1.37	0.68

2. Common mode sensitivity

DASY measurement parameters: Auto Zero Time: 3 sec; Measuring time: 3 sec

	Common mode Input Voltage (mV)	High Range Average Reading (μV)	Low Range Average Reading (μV)
Channel X	200	-2.09	-5.00
	- 200	6.80	4.50
Channel Y	200	-0.67	-1.21
	- 200	0.37	-0.41
Channel Z	200	5.07	4.93
	- 200	-7.67	-8.12

3. Channel separation

DASY measurement parameters: Auto Zero Time: 3 sec; Measuring time: 3 sec

	Input Voltage (mV)	Channel X (μV)	Channel Y (μV)	Channel Z (μV)
Channel X	200	-	2.65	-2.08
Channel Y	200	10.56	-	3.60
Channel Z	200	4.55	7.85	-

Certificate No: DAE4-547_Mar17

Page 4 of 5

Unless otherwise stated the results shown in this test report refer only to the sample(s) tested and such sample(s) are retained for 90 days only.

除非另有說明，此報告結果僅對測試之樣品負責，同時此樣品僅保留90天。本報告未經本公司書面許可，不可部份複製。

This document is issued by the Company subject to its General Conditions of Service printed overleaf, available on request or accessible at www.sgs.com/terms_and_conditions.htm and, for electronic format documents, subject to Terms and Conditions for Electronic Documents at www.sgs.com/terms_e-document.htm. Attention is drawn to the limitation of liability, indemnification and jurisdiction issues defined therein. Any holder of this document is advised that information contained hereon reflects the Company's findings at the time of its intervention only and within the limits of Client's instructions, if any. The Company's sole responsibility is to its Client and this document does not exonerate parties to a transaction from exercising all their rights and obligations under the transaction documents. This document cannot be reproduced except in full, without prior written approval of the Company. Any unauthorized alteration, forgery or falsification of the content or appearance of this document is unlawful and offenders may be prosecuted to the fullest extent of the law.

SGS Taiwan Ltd.

台灣檢驗科技股份有限公司

No.134,Wu Kung Road, New Taipei Industrial Park, Wuku District, New Taipei City, Taiwan 24803/新北市五股區新北產業園區五工路 134 號

t (886-2) 2299-3279

f (886-2) 2298-0488

www.tw.sgs.com

Member of SGS Group

4. AD-Converter Values with inputs shorted

DASY measurement parameters: Auto Zero Time: 3 sec; Measuring time: 3 sec

	High Range (LSB)	Low Range (LSB)
Channel X	16364	15364
Channel Y	16476	16801
Channel Z	16077	16468

5. Input Offset Measurement

DASY measurement parameters: Auto Zero Time: 3 sec; Measuring time: 3 sec

Input 10M Ω

	Average (μ V)	min. Offset (μ V)	max. Offset (μ V)	Std. Deviation (μ V)
Channel X	-0.53	-1.14	0.26	0.31
Channel Y	-1.03	-2.43	-0.21	0.32
Channel Z	-1.56	-2.31	-0.62	0.35

6. Input Offset Current

Nominal input circuitry offset current on all channels: <251A

7. Input Resistance (Typical values for information)

	Zeroing (kOhm)	Measuring (MOhm)
Channel X	200	200
Channel Y	200	200
Channel Z	200	200

8. Low Battery Alarm Voltage (Typical values for information)

Typical values	Alarm Level (VDC)
Supply (+ Vcc)	\pm 7.9
Supply (- Vcc)	\sim 7.6

9. Power Consumption (Typical values for information)

Typical values	Switched off (mA)	Stand by (mA)	Transmitting (mA)
Supply (+ Vcc)	+0.01	+6	+14
Supply (- Vcc)	-0.01	-8	-9

Unless otherwise stated the results shown in this test report refer only to the sample(s) tested and such sample(s) are retained for 90 days only.

除非另有說明，此報告結果僅對測試之樣品負責，同時此樣品僅保留90天。本報告未經本公司書面許可，不可部份複製。

This document is issued by the Company subject to its General Conditions of Service printed overleaf, available on request or accessible at www.sgs.com/terms_and_conditions.htm and, for electronic format documents, subject to Terms and Conditions for Electronic Documents at www.sgs.com/terms_e-document.htm. Attention is drawn to the limitation of liability, indemnification and jurisdiction issues defined therein. Any holder of this document is advised that information contained hereon reflects the Company's findings at the time of its intervention only and within the limits of Client's instructions, if any. The Company's sole responsibility is to its Client and this document does not exonerate parties to a transaction from exercising all their rights and obligations under the transaction documents. This document cannot be reproduced except in full, without prior written approval of the Company. Any unauthorized alteration, forgery or falsification of the content or appearance of this document is unlawful and offenders may be prosecuted to the fullest extent of the law.

**Calibration Laboratory of
Schmid & Partner
Engineering AG**
Zeughausstrasse 43, 8004 Zurich, Switzerland



S Schweizerischer Kalibrierdienst
C Service suisse d'étalonnage
S Servizio svizzero di taratura
S Swiss Calibration Service

Accredited by the Swiss Accreditation Service (SAS)
The Swiss Accreditation Service is one of the signatories to the EA
Multilateral Agreement for the recognition of calibration certificates

Accreditation No.: SCS 0108

Client: **SGS - TW (Auden)**

Certificate No: **DAE4-1336_Nov16**

CALIBRATION CERTIFICATE

Object: **DAE4 - SD 000 D04 BM - SN: 1336**

Calibration procedure(s): **QA CAL-06.v29**
Calibration procedure for the data acquisition electronics (DAE)

Calibration date: **November 22, 2016**

This calibration certificate documents the traceability to national standards, which realize the physical units of measurements (SI).
The measurements and the uncertainties with confidence probability are given on the following pages and are part of the certificate.

All calibrations have been conducted in the closed laboratory facility: environment temperature (22 ± 3)°C and humidity < 70%.

Calibration Equipment used (M&TE critical for calibration)

Primary Standards	ID #	Cal Date (Certificate No.)	Scheduled Calibration
Kathley Multimeter Type 2001	SN: 081027B	08-Sep-16 (No:19065)	Sep-17
Secondary Standards	ID #	Check Date (In house)	Scheduled Check
Auto DAE Calibration Unit	SE UWS 053 AA 1001	05-Jan-16 (In house check)	In house check: Jan-17
Calibrator Box V2.1	SE UMS 008 AA 1002	05-Jan-16 (In house check)	In house check: Jan-17

Calibrated by:	Name Adrian Gänzel	Function Technician	Signature
Approved by:	Fin Bornholt	Deputy Technical Manager	

Issued: November 22, 2016

This calibration certificate shall not be reproduced except in full without written approval of the laboratory.

Certificate No: DAE4-1336_Nov16

Page 1 of 5

Unless otherwise stated the results shown in this test report refer only to the sample(s) tested and such sample(s) are retained for 90 days only.

除非另有說明，此報告結果僅對測試之樣品負責，同時此樣品僅保留90天。本報告未經本公司書面許可，不可部份複製。

This document is issued by the Company subject to its General Conditions of Service printed overleaf, available on request or accessible at www.sgs.com/terms_and_conditions.htm and, for electronic format documents, subject to Terms and Conditions for Electronic Documents at www.sgs.com/terms_e-document.htm. Attention is drawn to the limitation of liability, indemnification and jurisdiction issues defined therein. Any holder of this document is advised that information contained hereon reflects the Company's findings at the time of its intervention only and within the limits of Client's instructions, if any. The Company's sole responsibility is to its Client and this document does not exonerate parties to a transaction from exercising all their rights and obligations under the transaction documents. This document cannot be reproduced except in full, without prior written approval of the Company. Any unauthorized alteration, forgery or falsification of the content or appearance of this document is unlawful and offenders may be prosecuted to the fullest extent of the law.

SGS Taiwan Ltd.

No.134,Wu Kung Road, New Taipei Industrial Park, Wuku District, New Taipei City, Taiwan 24803/新北市五股區新北產業園區五工路 134 號

台灣檢驗科技股份有限公司

t (886-2) 2299-3279

f (886-2) 2298-0488

www.tw.sgs.com

Member of SGS Group

**Calibration Laboratory of
Schmid & Partner
Engineering AG**
Zeughausstrasse 43, 8004 Zurich, Switzerland



S Schweizerischer Kalibrierdienst
C Service suisse d'étalonnage
S Servizio svizzero di taratura
S Swiss Calibration Service

Accredited by the Swiss Accreditation Service (SAS)
The Swiss Accreditation Service is one of the signatories to the EA
Multilateral Agreement for the recognition of calibration certificates

Accreditation No.: **SCS 0108**

Glossary

DAE data acquisition electronics
Connector angle information used in DASY system to align probe sensor X to the robot coordinate system.

Methods Applied and Interpretation of Parameters

- **DC Voltage Measurement:** Calibration Factor assessed for use in DASY system by comparison with a calibrated instrument traceable to national standards. The figure given corresponds to the full scale range of the voltmeter in the respective range.
- **Connector angle:** The angle of the connector is assessed measuring the angle mechanically by a tool inserted. Uncertainty is not required.
- The following parameters as documented in the Appendix contain technical information as a result from the performance test and require no uncertainty.
 - **DC Voltage Measurement Linearity:** Verification of the Linearity at +10% and -10% of the nominal calibration voltage. Influence of offset voltage is included in this measurement.
 - **Common mode sensitivity:** Influence of a positive or negative common mode voltage on the differential measurement.
 - **Channel separation:** Influence of a voltage on the neighbor channels not subject to an input voltage.
 - **AD Converter Values with inputs shorted:** Values on the internal AD converter corresponding to zero input voltage
 - **Input Offset Measurement:** Output voltage and statistical results over a large number of zero voltage measurements.
 - **Input Offset Current:** Typical value for information; Maximum channel input offset current, not considering the input resistance.
 - **Input resistance:** Typical value for information; DAE input resistance at the connector, during internal auto-zeroing and during measurement.
 - **Low Battery Alarm Voltage:** Typical value for information. Below this voltage, a battery alarm signal is generated.
 - **Power consumption:** Typical value for information. Supply currents in various operating modes.

Unless otherwise stated the results shown in this test report refer only to the sample(s) tested and such sample(s) are retained for 90 days only.

除非另有說明，此報告結果僅對測試之樣品負責，同時此樣品僅保留90天。本報告未經本公司書面許可，不可部份複製。

This document is issued by the Company subject to its General Conditions of Service printed overleaf, available on request or accessible at www.sgs.com/terms_and_conditions.htm and, for electronic format documents, subject to Terms and Conditions for Electronic Documents at www.sgs.com/terms_e-document.htm. Attention is drawn to the limitation of liability, indemnification and jurisdiction issues defined therein. Any holder of this document is advised that information contained hereon reflects the Company's findings at the time of its intervention only and within the limits of Client's instructions, if any. The Company's sole responsibility is to its Client and this document does not exonerate parties to a transaction from exercising all their rights and obligations under the transaction documents. This document cannot be reproduced except in full, without prior written approval of the Company. Any unauthorized alteration, forgery or falsification of the content or appearance of this document is unlawful and offenders may be prosecuted to the fullest extent of the law.

SGS Taiwan Ltd.

No.134,Wu Kung Road, New Taipei Industrial Park, Wuku District, New Taipei City, Taiwan 24803/新北市五股區新北產業園區五工路 134 號

台灣檢驗科技股份有限公司

t (886-2) 2299-3279

f (886-2) 2298-0488

www.tw.sgs.com

Member of SGS Group

DC Voltage Measurement

A/D - Converter Resolution nominal

High Range: 1LSB = 6.1 μ V full range = -100. ...+300 mV

Low Range: 1LSB = 61nV full range = -1 ...+3mV

DASY measurement parameters: Auto Zero Time: 3 sec; Measuring time: 3 sec

Calibration Factors	X	Y	Z
High Range	403.332 \pm 0.02% (k=2)	403.635 \pm 0.02% (k=2)	403.121 \pm 0.02% (k=2)
Low Range	3.95216 \pm 1.50% (k=2)	3.98718 \pm 1.50% (k=2)	3.99680 \pm 1.50% (k=2)

Connector Angle

Connector Angle to be used in DASY system	122.0 $^{\circ}$ \pm 1 $^{\circ}$
---	-------------------------------------

Unless otherwise stated the results shown in this test report refer only to the sample(s) tested and such sample(s) are retained for 90 days only.

除非另有說明，此報告結果僅對測試之樣品負責，同時此樣品僅保留90天。本報告未經本公司書面許可，不可部份複製。

This document is issued by the Company subject to its General Conditions of Service printed overleaf, available on request or accessible at www.sgs.com/terms_and_conditions.htm and, for electronic format documents, subject to Terms and Conditions for Electronic Documents at www.sgs.com/terms_e-document.htm. Attention is drawn to the limitation of liability, indemnification and jurisdiction issues defined therein. Any holder of this document is advised that information contained hereon reflects the Company's findings at the time of its intervention only and within the limits of Client's instructions, if any. The Company's sole responsibility is to its Client and this document does not exonerate parties to a transaction from exercising all their rights and obligations under the transaction documents. This document cannot be reproduced except in full, without prior written approval of the Company. Any unauthorized alteration, forgery or falsification of the content or appearance of this document is unlawful and offenders may be prosecuted to the fullest extent of the law.

Appendix (Additional assessments outside the scope of SCS0108)

1. DC Voltage Linearity

High Range	Reading (μV)	Difference (μV)	Error (%)
Channel X + Input	199996.24	0.16	0.00
Channel X + Input	20001.25	-0.04	-0.00
Channel X - Input	-19999.61	1.35	-0.01
Channel Y + Input	199994.04	-1.88	-0.00
Channel Y + Input	20000.89	-0.82	-0.00
Channel Y - Input	-20002.64	-1.77	0.01
Channel Z + Input	199997.44	1.49	0.00
Channel Z + Input	19999.78	-1.62	-0.01
Channel Z - Input	-20003.24	-2.19	0.01

Low Range	Reading (μV)	Difference (μV)	Error (%)
Channel X + Input	2001.87	-0.66	0.03
Channel X + Input	201.39	-0.11	-0.06
Channel X - Input	-198.27	0.04	-0.02
Channel Y + Input	2001.34	-0.04	-0.00
Channel Y + Input	201.35	-0.36	-0.18
Channel Y - Input	-198.77	-0.62	0.31
Channel Z + Input	2001.30	0.10	0.01
Channel Z + Input	200.72	-0.71	-0.35
Channel Z - Input	-199.12	-0.78	0.39

2. Common mode sensitivity

DASY measurement parameters: Auto Zero Time: 3 sec; Measuring time: 3 sec;

	Common mode Input Voltage (mV)	High Range Average Reading (μV)	Low Range Average Reading (μV)
Channel X	200	6.23	3.90
	-200	-3.72	-5.31
Channel Y	200	-4.23	-3.73
	-200	2.71	2.31
Channel Z	200	20.93	21.36
	-200	-23.91	-24.44

3. Channel separation

DASY measurement parameters: Auto Zero Time: 3 sec; Measuring time: 3 sec;

	Input Voltage (mV)	Channel X (μV)	Channel Y (μV)	Channel Z (μV)
Channel X	200	-	6.47	-1.27
Channel Y	200	7.97	-	6.72
Channel Z	200	7.84	6.95	-

Unless otherwise stated the results shown in this test report refer only to the sample(s) tested and such sample(s) are retained for 90 days only.

除非另有說明，此報告結果僅對測試之樣品負責，同時此樣品僅保留90天。本報告未經本公司書面許可，不可部份複製。

This document is issued by the Company subject to its General Conditions of Service printed overleaf, available on request or accessible at www.sgs.com/terms_and_conditions.htm and, for electronic format documents, subject to Terms and Conditions for Electronic Documents at www.sgs.com/terms_e-document.htm. Attention is drawn to the limitation of liability, indemnification and jurisdiction issues defined therein. Any holder of this document is advised that information contained hereon reflects the Company's findings at the time of its intervention only and within the limits of Client's instructions, if any. The Company's sole responsibility is to its Client and this document does not exonerate parties to a transaction from exercising all their rights and obligations under the transaction documents. This document cannot be reproduced except in full, without prior written approval of the Company. Any unauthorized alteration, forgery or falsification of the content or appearance of this document is unlawful and offenders may be prosecuted to the fullest extent of the law.

4. AD-Converter Values with inputs shorted

DASY measurement parameters: Auto Zero Time: 3 sec; Measuring time: 3 sec

	High Range (LSB)	Low Range (LSB)
Channel X	15660	15861
Channel Y	15908	15597
Channel Z	15853	15173

5. Input Offset Measurement

DASY measurement parameters: Auto Zero Time: 3 sec; Measuring time: 3 sec

Input 10M Ω

	Average (μ V)	min. Offset (μ V)	max. Offset (μ V)	Std. Deviation (μ V)
Channel X	-0.26	-1.07	0.37	0.38
Channel Y	-0.22	-0.82	0.62	0.24
Channel Z	-0.97	-1.73	0.29	0.36

6. Input Offset Current

Nominal input circuitry offset current on all channels: <25fA

7. Input Resistance (Typical values for information)

	Zeroing (k Ω m)	Measuring (M Ω m)
Channel X	200	200
Channel Y	200	200
Channel Z	200	200

8. Low Battery Alarm Voltage (Typical values for information)

Typical values	Alarm Level (VDC)
Supply (+ Vcc)	+7.9
Supply (- Vcc)	-7.6

9. Power Consumption (Typical values for information)

Typical values	Switched off (mA)	Stand by (mA)	Transmitting (mA)
Supply (+ Vcc)	+0.01	+6	+14
Supply (- Vcc)	-0.01	-6	-9

Unless otherwise stated the results shown in this test report refer only to the sample(s) tested and such sample(s) are retained for 90 days only.

除非另有說明，此報告結果僅對測試之樣品負責，同時此樣品僅保留90天。本報告未經本公司書面許可，不可部份複製。

This document is issued by the Company subject to its General Conditions of Service printed overleaf, available on request or accessible at www.sgs.com/terms_and_conditions.htm and, for electronic format documents, subject to Terms and Conditions for Electronic Documents at www.sgs.com/terms_e-document.htm. Attention is drawn to the limitation of liability, indemnification and jurisdiction issues defined therein. Any holder of this document is advised that information contained hereon reflects the Company's findings at the time of its intervention only and within the limits of Client's instructions, if any. The Company's sole responsibility is to its Client and this document does not exonerate parties to a transaction from exercising all their rights and obligations under the transaction documents. This document cannot be reproduced except in full, without prior written approval of the Company. Any unauthorized alteration, forgery or falsification of the content or appearance of this document is unlawful and offenders may be prosecuted to the fullest extent of the law.

**Calibration Laboratory of
Schmid & Partner
Engineering AG**
Zeughausstrasse 43, 8004 Zurich, Switzerland



S Schweizerischer Kalibrierdienst
C Service suisse d'étalonnage
S Servizio svizzero di taratura
Swiss Calibration Service

Accredited by the Swiss Accreditation Service (SAS)
The Swiss Accreditation Service is one of the signatories to the EA
Multilateral Agreement for the recognition of calibration certificates

Accreditation No.: SCS 0108

Client **SGS-TW (Auden)**

Certificate No: **EX3-3923_Sep16**

CALIBRATION CERTIFICATE

Object **EX3DV4 - SN:3923**

Calibration procedure(s) **QA CAL-01.v9, QA CAL-14.v4, QA CAL-23.v5, QA CAL-25.v6
Calibration procedure for dosimetric E-field probes**

Calibration date: **September 2, 2016**

This calibration certificate documents the traceability to national standards, which realize the physical units of measurements (SI).
The measurements and the uncertainties with confidence probability are given on the following pages and are part of the certificate.

All calibrations have been conducted in the closed laboratory facility: environment temperature (22 ± 3)°C and humidity < 70%.

Calibration Equipment used (M&TE critical for calibration)

Primary Standards	ID	Cal Date (Certificate No.)	Scheduled Calibration
Power meter NRP	SN: 104778	06-Apr-16 (No. 217-02288/02289)	Apr-17
Power sensor NRP-Z91	SN: 103244	06-Apr-16 (No. 217-02288)	Apr-17
Power sensor NRP-Z91	SN: 103245	06-Apr-16 (No. 217-02289)	Apr-17
Reference 20 dB Attenuator	SN: S6277 (20x)	05-Apr-16 (No. 217-02293)	Apr-17
Reference Probe ES3DV2	SN: 3013	31-Dec-15 (No. ES3-3013_Dec15)	Dec-16
DAE4	SN: 660	23-Dec-15 (No. DAE4-660_Dec15)	Dec-16
Secondary Standards	ID	Check Date (in house)	Scheduled Check
Power meter E4419B	SN: GB41293874	06-Apr-16 (in house check Jun-16)	In house check: Jun-18
Power sensor E4412A	SN: MY41498087	06-Apr-16 (in house check Jun-16)	In house check: Jun-18
Power sensor E4412A	SN: 000110210	06-Apr-16 (in house check Jun-16)	In house check: Jun-18
RF generator HP 8648C	SN: US3642U01700	04-Aug-99 (in house check Jun-16)	In house check: Jun-18
Network Analyzer HP 8753E	SN: US37390585	18-Oct-01 (in house check Oct-15)	In house check: Oct-16

Calibrated by:	Name	Function	Signature
	Michael Weber	Laboratory Technician	
Approved by:	Name	Function	Signature
	Kolja Pokovic	Technical Manager	
Issued: September 2, 2016			

This calibration certificate shall not be reproduced except in full without written approval of the laboratory.

Certificate No: EX3-3923_Sep16

Page 1 of 11

Unless otherwise stated the results shown in this test report refer only to the sample(s) tested and such sample(s) are retained for 90 days only.

除非另有說明，此報告結果僅對測試之樣品負責，同時此樣品僅保留90天。本報告未經本公司書面許可，不可部份複製。

This document is issued by the Company subject to its General Conditions of Service printed overleaf, available on request or accessible at www.sgs.com/terms_and_conditions.htm and, for electronic format documents, subject to Terms and Conditions for Electronic Documents at www.sgs.com/terms_e-document.htm. Attention is drawn to the limitation of liability, indemnification and jurisdiction issues defined therein. Any holder of this document is advised that information contained hereon reflects the Company's findings at the time of its intervention only and within the limits of Client's instructions, if any. The Company's sole responsibility is to its Client and this document does not exonerate parties to a transaction from exercising all their rights and obligations under the transaction documents. This document cannot be reproduced except in full, without prior written approval of the Company. Any unauthorized alteration, forgery or falsification of the content or appearance of this document is unlawful and offenders may be prosecuted to the fullest extent of the law.

SGS Taiwan Ltd.

No.134,Wu Kung Road, New Taipei Industrial Park, Wuku District, New Taipei City, Taiwan 24803/新北市五股區新北產業園區五工路 134 號

台灣檢驗科技股份有限公司

t (886-2) 2299-3279

f (886-2) 2298-0488

www.tw.sgs.com

Member of SGS Group

**Calibration Laboratory of
Schmid & Partner
Engineering AG**
Zeughausstrasse 43, 8004 Zurich, Switzerland



S Schweizerischer Kalibrierdienst
C Service suisse d'étalonnage
S Servizio svizzero di taratura
Swiss Calibration Service

Accredited by the Swiss Accreditation Service (SAS)

The Swiss Accreditation Service is one of the signatories to the EA
Multilateral Agreement for the recognition of calibration certificates

Accreditation No.: **SCS 0108**

Glossary:

TSL	tissue simulating liquid
NORM _{x,y,z}	sensitivity in free space
ConvF	sensitivity in TSL / NORM _{x,y,z}
DCP	diode compression point
CF	crest factor (1/duty_cycle) of the RF signal
A, B, C, D	modulation dependent linearization parameters
Polarization φ	φ rotation around probe axis
Polarization θ	θ rotation around an axis that is in the plane normal to probe axis (at measurement center), i.e., $\theta = 0$ is normal to probe axis
Connector Angle	information used in DASY system to align probe sensor X to the robot coordinate system

Calibration is Performed According to the Following Standards:

- IEEE Std 1528-2013, "IEEE Recommended Practice for Determining the Peak Spatial-Averaged Specific Absorption Rate (SAR) in the Human Head from Wireless Communications Devices: Measurement Techniques", June 2013
- IEC 62209-1, "Procedure to measure the Specific Absorption Rate (SAR) for hand-held devices used in close proximity to the ear (frequency range of 300 MHz to 3 GHz)", February 2005
- IEC 62209-2, "Procedure to determine the Specific Absorption Rate (SAR) for wireless communication devices used in close proximity to the human body (frequency range of 30 MHz to 6 GHz)", March 2010
- KDB 865664, "SAR Measurement Requirements for 100 MHz to 6 GHz"

Methods Applied and Interpretation of Parameters:

- NORM_{x,y,z}**: Assessed for E-field polarization $\theta \neq 0$ ($f < 900$ MHz in TEM-cell; $f > 1800$ MHz: R22 waveguide). NORM_{x,y,z} are only intermediate values, i.e., the uncertainties of NORM_{x,y,z} does not affect the E-field uncertainty inside TSL (see below ConvF).
- NORM(θ)_{x,y,z} = NORM_{x,y,z} * frequency_response** (see Frequency Response Chart). This linearization is implemented in DASY4 software versions later than 4.2. The uncertainty of the frequency response is included in the stated uncertainty of ConvF.
- DCPx,y,z**: DCP are numerical linearization parameters assessed based on the data of power sweep with CW signal (no uncertainty required). DCP does not depend on frequency nor media.
- PAR**: PAR is the Peak to Average Ratio that is not calibrated but determined based on the signal characteristics
- A_{x,y,z}, B_{x,y,z}, C_{x,y,z}, D_{x,y,z}, VR_{x,y,z}**: A, B, C, D are numerical linearization parameters assessed based on the data of power sweep for specific modulation signal. The parameters do not depend on frequency nor media. VR is the maximum calibration range expressed in RMS voltage across the diode.
- ConvF and Boundary Effect Parameters**: Assessed in flat phantom using E-field (or Temperature Transfer Standard for $f < 800$ MHz) and inside waveguide using analytical field distributions based on power measurements for $f > 800$ MHz. The same setups are used for assessment of the parameters applied for boundary compensation (alpha, depth) of which typical uncertainty values are given. These parameters are used in DASY4 software to improve probe accuracy close to the boundary. The sensitivity in TSL corresponds to NORM_{x,y,z} * ConvF whereby the uncertainty corresponds to that given for ConvF. A frequency dependent ConvF is used in DASY version 4.4 and higher which allows extending the validity from ± 50 MHz to ± 100 MHz.
- Spherical isotropy (3D deviation from isotropy)**: in a field of low gradients realized using a flat phantom exposed by a patch antenna.
- Sensor Offset**: The sensor offset corresponds to the offset of virtual measurement center from the probe tip (on probe axis). No tolerance required.
- Connector Angle**: The angle is assessed using the information gained by determining the NORM_x (no uncertainty required).

Certificate No: EX3-3923_Sep16

Page 2 of 11

Unless otherwise stated the results shown in this test report refer only to the sample(s) tested and such sample(s) are retained for 90 days only.

除非另有說明，此報告結果僅對測試之樣品負責，同時此樣品僅保留90天。本報告未經本公司書面許可，不可部份複製。

This document is issued by the Company subject to its General Conditions of Service printed overleaf, available on request or accessible at www.sgs.com/terms_and_conditions.htm and, for electronic format documents, subject to Terms and Conditions for Electronic Documents at www.sgs.com/terms_e-document.htm. Attention is drawn to the limitation of liability, indemnification and jurisdiction issues defined therein. Any holder of this document is advised that information contained hereon reflects the Company's findings at the time of its intervention only and within the limits of Client's instructions, if any. The Company's sole responsibility is to its Client and this document does not exonerate parties to a transaction from exercising all their rights and obligations under the transaction documents. This document cannot be reproduced except in full, without prior written approval of the Company. Any unauthorized alteration, forgery or falsification of the content or appearance of this document is unlawful and offenders may be prosecuted to the fullest extent of the law.

SGS Taiwan Ltd.

台灣檢驗科技股份有限公司

No.134,Wu Kung Road, New Taipei Industrial Park, Wuku District, New Taipei City, Taiwan 24803/新北市五股區新北產業園區五工路 134 號

t (886-2) 2299-3279

f (886-2) 2298-0488

www.tw.sgs.com

Member of SGS Group

EX3DV4 – SN:3923

September 2, 2016

Probe EX3DV4

SN:3923

Manufactured: March 8, 2013
Repaired: August 30, 2016
Calibrated: September 2, 2016

Calibrated for DASY/EASY Systems
(Note: non-compatible with DASY2 system!)

Certificate No: EX3-3923_Sep16

Page 3 of 11

Unless otherwise stated the results shown in this test report refer only to the sample(s) tested and such sample(s) are retained for 90 days only.

除非另有說明，此報告結果僅對測試之樣品負責，同時此樣品僅保留90天。本報告未經本公司書面許可，不可部份複製。

This document is issued by the Company subject to its General Conditions of Service printed overleaf, available on request or accessible at www.sgs.com/terms_and_conditions.htm and, for electronic format documents, subject to Terms and Conditions for Electronic Documents at www.sgs.com/terms_e-document.htm. Attention is drawn to the limitation of liability, indemnification and jurisdiction issues defined therein. Any holder of this document is advised that information contained hereon reflects the Company's findings at the time of its intervention only and within the limits of Client's instructions, if any. The Company's sole responsibility is to its Client and this document does not exonerate parties to a transaction from exercising all their rights and obligations under the transaction documents. This document cannot be reproduced except in full, without prior written approval of the Company. Any unauthorized alteration, forgery or falsification of the content or appearance of this document is unlawful and offenders may be prosecuted to the fullest extent of the law.

SGS Taiwan Ltd.

No.134,Wu Kung Road, New Taipei Industrial Park, Wuku District, New Taipei City, Taiwan 24803/新北市五股區新北產業園區五工路 134 號

台灣檢驗科技股份有限公司

t (886-2) 2299-3279

f (886-2) 2298-0488

www.tw.sgs.com

Member of SGS Group

EX3DV4- SN:3923

September 2, 2016

DASY/EASY - Parameters of Probe: EX3DV4 - SN:3923**Basic Calibration Parameters**

	Sensor X	Sensor Y	Sensor Z	Unc (k=2)
Norm ($\mu\text{V}/(\text{V}/\text{m})^2$) ^A	0.55	0.46	0.45	$\pm 10.1\%$
DCP (mV) ^B	101.5	102.8	106.7	

Modulation Calibration Parameters

UID	Communication System Name		A dB	B dB $\sqrt{\mu\text{V}}$	C	D dB	VR mV	Unc ^C (k=2)
0	CW	X	0.0	0.0	1.0	0.00	150.8	$\pm 3.0\%$
		Y	0.0	0.0	1.0		149.7	
		Z	0.0	0.0	1.0		151.5	

The reported uncertainty of measurement is stated as the standard uncertainty of measurement multiplied by the coverage factor $k=2$, which for a normal distribution corresponds to a coverage probability of approximately 95%.

^A The uncertainties of Norm X,Y,Z do not affect the E²-field uncertainty inside TSL (see Pages 5 and 6).

^B Numerical linearization parameter: uncertainty not required.

^C Uncertainty is determined using the max. deviation from linear response applying rectangular distribution and is expressed for the square of the field value.

Certificate No: EX3-3923_Sep16

Page 4 of 11

Unless otherwise stated the results shown in this test report refer only to the sample(s) tested and such sample(s) are retained for 90 days only.

除非另有說明，此報告結果僅對測試之樣品負責，同時此樣品僅保留90天。本報告未經本公司書面許可，不可部份複製。

This document is issued by the Company subject to its General Conditions of Service printed overleaf, available on request or accessible at www.sgs.com/terms_and_conditions.htm and, for electronic format documents, subject to Terms and Conditions for Electronic Documents at www.sgs.com/terms_e-document.htm. Attention is drawn to the limitation of liability, indemnification and jurisdiction issues defined therein. Any holder of this document is advised that information contained hereon reflects the Company's findings at the time of its intervention only and within the limits of Client's instructions, if any. The Company's sole responsibility is to its Client and this document does not exonerate parties to a transaction from exercising all their rights and obligations under the transaction documents. This document cannot be reproduced except in full, without prior written approval of the Company. Any unauthorized alteration, forgery or falsification of the content or appearance of this document is unlawful and offenders may be prosecuted to the fullest extent of the law.

SGS Taiwan Ltd.

No.134,Wu Kung Road, New Taipei Industrial Park, Wuku District, New Taipei City, Taiwan 24803/新北市五股區新北產業園區五工路 134 號

台灣檢驗科技股份有限公司

t (886-2) 2299-3279

f (886-2) 2298-0488

www.tw.sgs.com

Member of SGS Group

EX3DV4- SN:3923

September 2, 2016

DASY/EASY - Parameters of Probe: EX3DV4 - SN:3923

Calibration Parameter Determined in Head Tissue Simulating Media

f (MHz) ^c	Relative Permittivity ^d	Conductivity (S/m) ^e	ConvF X	ConvF Y	ConvF Z	Alpha ^g	Depth ^h (mm)	Unc (k=2)
750	41.9	0.89	11.01	11.01	11.01	0.53	0.80	± 12.0 %
835	41.5	0.90	10.66	10.66	10.66	0.47	0.80	± 12.0 %
900	41.5	0.97	10.40	10.40	10.40	0.36	0.93	± 12.0 %
1750	40.1	1.37	9.27	9.27	9.27	0.29	0.80	± 12.0 %
1900	40.0	1.40	8.90	8.90	8.90	0.30	0.80	± 12.0 %
2000	40.0	1.40	8.92	8.92	8.92	0.34	0.80	± 12.0 %
2450	39.2	1.80	7.95	7.95	7.95	0.33	0.85	± 12.0 %
2600	39.0	1.96	7.77	7.77	7.77	0.33	0.80	± 12.0 %
5250	35.9	4.71	5.36	5.36	5.36	0.30	1.80	± 13.1 %
5600	35.5	5.07	4.94	4.94	4.94	0.40	1.80	± 13.1 %
5750	35.4	5.22	4.96	4.96	4.96	0.40	1.80	± 13.1 %

^c Frequency validity above 300 MHz of ± 100 MHz only applies for DASY v4.4 and higher (see Page 2), else it is restricted to ± 50 MHz. The uncertainty is the RSS of the ConvF uncertainty at calibration frequency and the uncertainty for the indicated frequency band. Frequency validity below 300 MHz is ± 10, 25, 40, 50 and 70 MHz for ConvF assessments at 30, 64, 128, 150 and 220 MHz respectively. Above 5 GHz frequency validity can be extended to ± 110 MHz.

^d At frequencies below 3 GHz, the validity of tissue parameters (ϵ and σ) can be relaxed to ± 10% if liquid compensation formula is applied to measured SAR values. At frequencies above 3 GHz, the validity of tissue parameters (ϵ and σ) is restricted to ± 5%. The uncertainty is the RSS of the ConvF uncertainty for indicated target tissue parameters.

^g Alpha/Depth are determined during calibration. SPEAG warrants that the remaining deviation due to the boundary effect after compensation is always less than ± 1% for frequencies below 3 GHz and below ± 2% for frequencies between 3-6 GHz at any distance larger than half the probe tip diameter from the boundary.

Certificate No: EX3-3923_Sep16

Page 5 of 11

Unless otherwise stated the results shown in this test report refer only to the sample(s) tested and such sample(s) are retained for 90 days only.

除非另有說明，此報告結果僅對測試之樣品負責，同時此樣品僅保留90天。本報告未經本公司書面許可，不可部份複製。

This document is issued by the Company subject to its General Conditions of Service printed overleaf, available on request or accessible at www.sgs.com/terms_and_conditions.htm and, for electronic format documents, subject to Terms and Conditions for Electronic Documents at www.sgs.com/terms_e-document.htm. Attention is drawn to the limitation of liability, indemnification and jurisdiction issues defined therein. Any holder of this document is advised that information contained hereon reflects the Company's findings at the time of its intervention only and within the limits of Client's instructions, if any. The Company's sole responsibility is to its Client and this document does not exonerate parties to a transaction from exercising all their rights and obligations under the transaction documents. This document cannot be reproduced except in full, without prior written approval of the Company. Any unauthorized alteration, forgery or falsification of the content or appearance of this document is unlawful and offenders may be prosecuted to the fullest extent of the law.

SGS Taiwan Ltd.

No.134,Wu Kung Road, New Taipei Industrial Park, Wuku District, New Taipei City, Taiwan 24803/新北市五股區新北產業園區五工路 134 號

台灣檢驗科技股份有限公司

t (886-2) 2299-3279

f (886-2) 2298-0488

www.tw.sgs.com

Member of SGS Group

EX3DV4- SN:3923

September 2, 2016

DASY/EASY - Parameters of Probe: EX3DV4 - SN:3923

Calibration Parameter Determined in Body Tissue Simulating Media

f (MHz) ^E	Relative Permittivity ^F	Conductivity (S/m) ^F	ConvF X	ConvF Y	ConvF Z	Alpha ^G	Depth (mm)	Unc (k=2)
750	55.5	0.96	10.83	10.83	10.83	0.32	0.98	± 12.0 %
835	55.2	0.97	10.67	10.67	10.67	0.37	0.96	± 12.0 %
900	55.0	1.05	10.52	10.52	10.52	0.44	0.80	± 12.0 %
1750	53.4	1.49	8.78	8.78	8.78	0.39	0.81	± 12.0 %
1900	53.3	1.52	8.47	8.47	8.47	0.37	0.80	± 12.0 %
2000	53.3	1.52	8.68	8.68	8.68	0.38	0.80	± 12.0 %
2450	52.7	1.95	8.06	8.06	8.06	0.30	0.80	± 12.0 %
2600	52.5	2.16	7.84	7.84	7.84	0.27	0.80	± 12.0 %
5250	48.9	5.36	4.58	4.58	4.58	0.50	1.90	± 13.1 %
5600	48.5	5.77	4.00	4.00	4.00	0.55	1.90	± 13.1 %
5750	48.3	5.94	4.19	4.19	4.19	0.55	1.90	± 13.1 %

^E Frequency validity above 300 MHz of ± 100 MHz only applies for DASY v4.4 and higher (see Page 2), else it is restricted to ± 50 MHz. The uncertainty is the RSS of the ConvF uncertainty at calibration frequency and the uncertainty for the indicated frequency band. Frequency validity below 300 MHz is ± 10, 25, 40, 50 and 70 MHz for ConvF assessments at 30, 64, 128, 150 and 220 MHz respectively. Above 5 GHz frequency validity can be extended to ± 110 MHz.

^F At frequencies below 3 GHz, the validity of tissue parameters (ϵ and σ) can be relaxed to ± 10% if liquid compensation formula is applied to measured SAR values. At frequencies above 3 GHz, the validity of tissue parameters (ϵ and σ) is restricted to ± 5%. The uncertainty is the RSS of the ConvF uncertainty for indicated target tissue parameters.

^G Alpha/Depth are determined during calibration. SPEAG warrants that the remaining deviation due to the boundary effect after compensation is always less than ± 1% for frequencies below 3 GHz and below ± 2% for frequencies between 3-6 GHz at any distance larger than half the probe tip diameter from the boundary.

Certificate No: EX3-3923_Sep16

Page 6 of 11

Unless otherwise stated the results shown in this test report refer only to the sample(s) tested and such sample(s) are retained for 90 days only.

除非另有說明，此報告結果僅對測試之樣品負責，同時此樣品僅保留90天。本報告未經本公司書面許可，不可部份複製。

This document is issued by the Company subject to its General Conditions of Service printed overleaf, available on request or accessible at www.sgs.com/terms_and_conditions.htm and, for electronic format documents, subject to Terms and Conditions for Electronic Documents at www.sgs.com/terms_e-document.htm. Attention is drawn to the limitation of liability, indemnification and jurisdiction issues defined therein. Any holder of this document is advised that information contained hereon reflects the Company's findings at the time of its intervention only and within the limits of Client's instructions, if any. The Company's sole responsibility is to its Client and this document does not exonerate parties to a transaction from exercising all their rights and obligations under the transaction documents. This document cannot be reproduced except in full, without prior written approval of the Company. Any unauthorized alteration, forgery or falsification of the content or appearance of this document is unlawful and offenders may be prosecuted to the fullest extent of the law.

SGS Taiwan Ltd.

No.134,Wu Kung Road, New Taipei Industrial Park, Wuku District, New Taipei City, Taiwan 24803/新北市五股區新北產業園區五工路 134 號

台灣檢驗科技股份有限公司

t (886-2) 2299-3279

f (886-2) 2298-0488

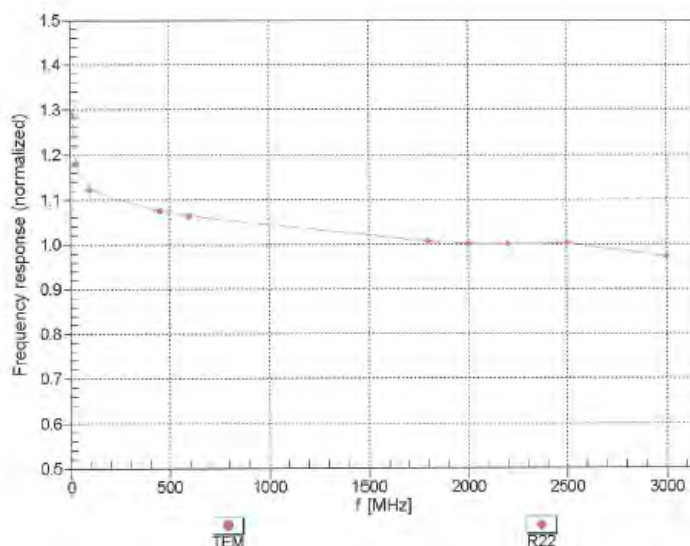
www.tw.sgs.com

Member of SGS Group

EX3DV4- SN:3923

September 2, 2016

Frequency Response of E-Field (TEM-Cell:ifi110 EXX, Waveguide: R22)



Uncertainty of Frequency Response of E-field: $\pm 6.3\%$ ($k=2$)

Certificate No: EX3-3923_Sep16

Page 7 of 11

Unless otherwise stated the results shown in this test report refer only to the sample(s) tested and such sample(s) are retained for 90 days only.

除非另有說明，此報告結果僅對測試之樣品負責，同時此樣品僅保留90天。本報告未經本公司書面許可，不可部份複製。

This document is issued by the Company subject to its General Conditions of Service printed overleaf, available on request or accessible at www.sgs.com/terms_and_conditions.htm and, for electronic format documents, subject to Terms and Conditions for Electronic Documents at www.sgs.com/terms_e-document.htm. Attention is drawn to the limitation of liability, indemnification and jurisdiction issues defined therein. Any holder of this document is advised that information contained hereon reflects the Company's findings at the time of its intervention only and within the limits of Client's instructions, if any. The Company's sole responsibility is to its Client and this document does not exonerate parties to a transaction from exercising all their rights and obligations under the transaction documents. This document cannot be reproduced except in full, without prior written approval of the Company. Any unauthorized alteration, forgery or falsification of the content or appearance of this document is unlawful and offenders may be prosecuted to the fullest extent of the law.

SGS Taiwan Ltd.

No.134,Wu Kung Road, New Taipei Industrial Park, Wuku District, New Taipei City, Taiwan 24803/新北市五股區新北產業園區五工路 134 號

台灣檢驗科技股份有限公司

t (886-2) 2299-3279

f (886-2) 2298-0488

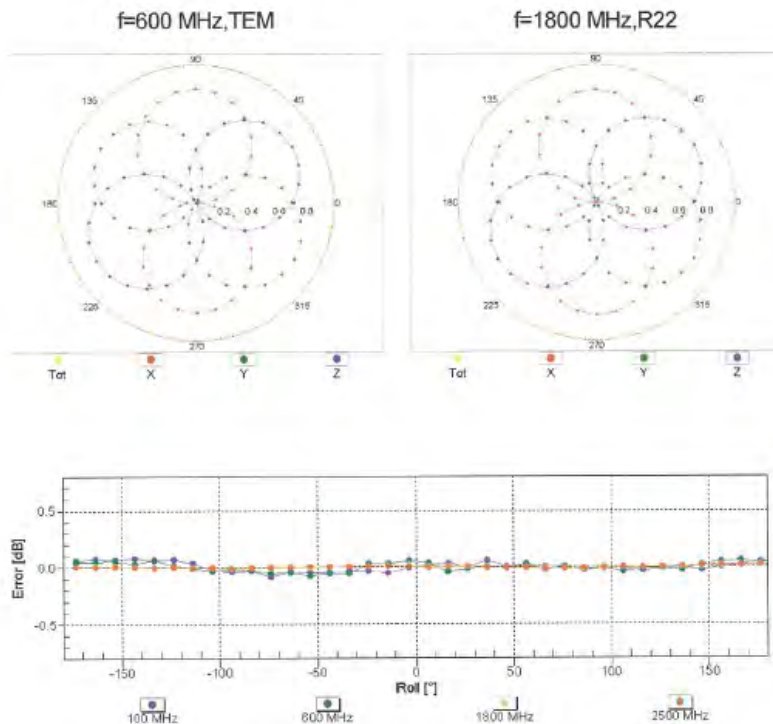
www.tw.sgs.com

Member of SGS Group

EX3DV4- SN:3923

September 2, 2016

Receiving Pattern (ϕ), $\theta = 0^\circ$



Uncertainty of Axial Isotropy Assessment: $\pm 0.5\%$ ($k=2$)

Certificate No: EX3-3923_Sep16

Page 8 of 11

Unless otherwise stated the results shown in this test report refer only to the sample(s) tested and such sample(s) are retained for 90 days only.

除非另有說明，此報告結果僅對測試之樣品負責，同時此樣品僅保留90天。本報告未經本公司書面許可，不可部份複製。

This document is issued by the Company subject to its General Conditions of Service printed overleaf, available on request or accessible at www.sgs.com/terms_and_conditions.htm and, for electronic format documents, subject to Terms and Conditions for Electronic Documents at www.sgs.com/terms_e-document.htm. Attention is drawn to the limitation of liability, indemnification and jurisdiction issues defined therein. Any holder of this document is advised that information contained hereon reflects the Company's findings at the time of its intervention only and within the limits of Client's instructions, if any. The Company's sole responsibility is to its Client and this document does not exonerate parties to a transaction from exercising all their rights and obligations under the transaction documents. This document cannot be reproduced except in full, without prior written approval of the Company. Any unauthorized alteration, forgery or falsification of the content or appearance of this document is unlawful and offenders may be prosecuted to the fullest extent of the law.

SGS Taiwan Ltd.

No.134,Wu Kung Road, New Taipei Industrial Park, Wuku District, New Taipei City, Taiwan 24803/新北市五股區新北產業園區五工路 134 號

台灣檢驗科技股份有限公司

t (886-2) 2299-3279

f (886-2) 2298-0488

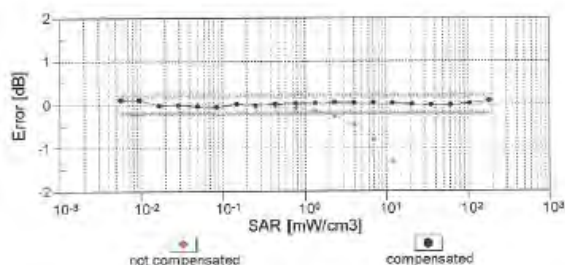
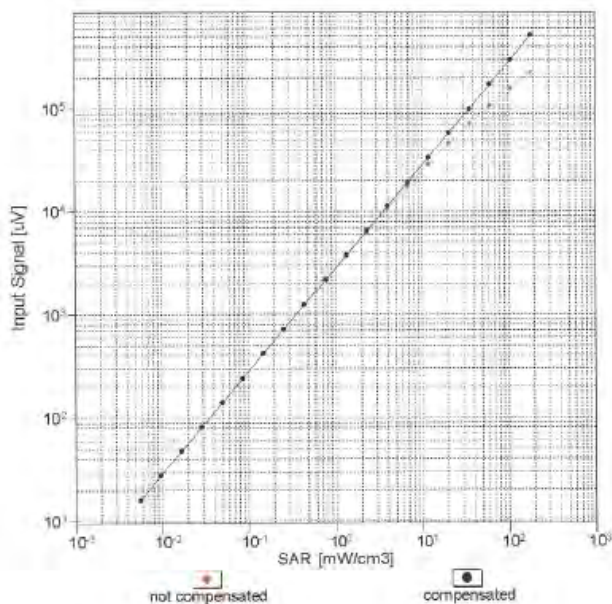
www.tw.sgs.com

Member of SGS Group

EX3DV4- SN.3923

September 2, 2016

Dynamic Range f(SAR_{head}) (TEM cell, f_{evnl} = 1900 MHz)



Uncertainty of Linearity Assessment: $\pm 0.6\%$ (k=2)

Certificate No: EX3-3923_Sep16

Page 9 of 11

Unless otherwise stated the results shown in this test report refer only to the sample(s) tested and such sample(s) are retained for 90 days only.

除非另有說明，此報告結果僅對測試之樣品負責，同時此樣品僅保留90天。本報告未經本公司書面許可，不可部份複製。

This document is issued by the Company subject to its General Conditions of Service printed overleaf, available on request or accessible at www.sgs.com/terms_and_conditions.htm and, for electronic format documents, subject to Terms and Conditions for Electronic Documents at www.sgs.com/terms_e-document.htm. Attention is drawn to the limitation of liability, indemnification and jurisdiction issues defined therein. Any holder of this document is advised that information contained hereon reflects the Company's findings at the time of its intervention only and within the limits of Client's instructions, if any. The Company's sole responsibility is to its Client and this document does not exonerate parties to a transaction from exercising all their rights and obligations under the transaction documents. This document cannot be reproduced except in full, without prior written approval of the Company. Any unauthorized alteration, forgery or falsification of the content or appearance of this document is unlawful and offenders may be prosecuted to the fullest extent of the law.

SGS Taiwan Ltd.

No.134,Wu Kung Road, New Taipei Industrial Park, Wuku District, New Taipei City, Taiwan 24803/新北市五股區新北產業園區五工路 134 號

台灣檢驗科技股份有限公司

t (886-2) 2299-3279

f (886-2) 2298-0488

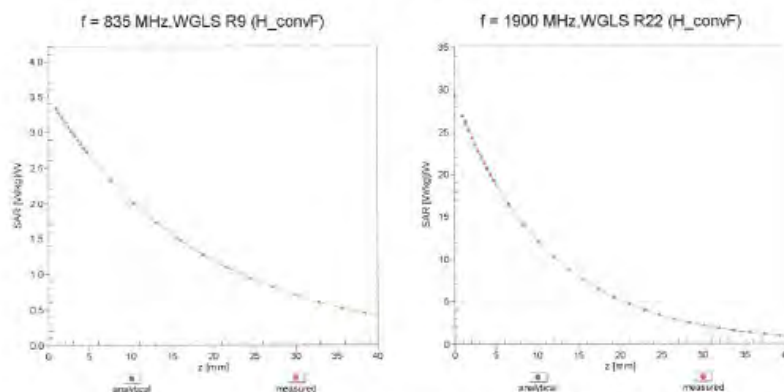
www.tw.sgs.com

Member of SGS Group

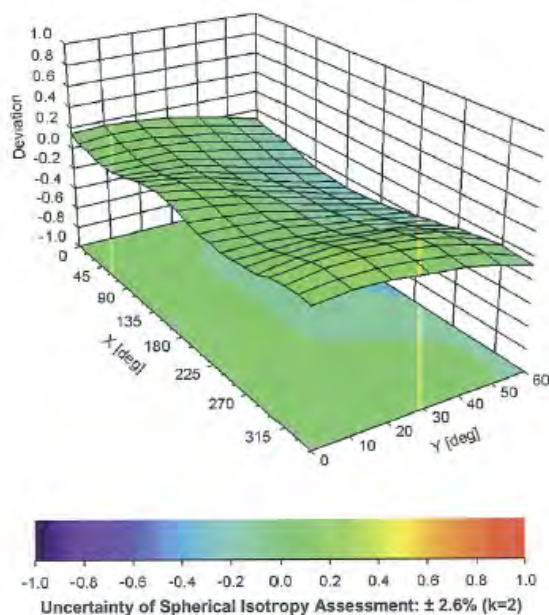
EX3DV4- SN:3923

September 2, 2016

Conversion Factor Assessment



Deviation from Isotropy in Liquid Error (ϕ, θ), $f = 900$ MHz



Certificate No: EX3-3923_Sep16

Page 10 of 11

Unless otherwise stated the results shown in this test report refer only to the sample(s) tested and such sample(s) are retained for 90 days only.

除非另有說明，此報告結果僅對測試之樣品負責，同時此樣品僅保留90天。本報告未經本公司書面許可，不可部份複製。

This document is issued by the Company subject to its General Conditions of Service printed overleaf, available on request or accessible at www.sgs.com/terms_and_conditions.htm and, for electronic format documents, subject to Terms and Conditions for Electronic Documents at www.sgs.com/terms_e-document.htm. Attention is drawn to the limitation of liability, indemnification and jurisdiction issues defined therein. Any holder of this document is advised that information contained hereon reflects the Company's findings at the time of its intervention only and within the limits of Client's instructions, if any. The Company's sole responsibility is to its Client and this document does not exonerate parties to a transaction from exercising all their rights and obligations under the transaction documents. This document cannot be reproduced except in full, without prior written approval of the Company. Any unauthorized alteration, forgery or falsification of the content or appearance of this document is unlawful and offenders may be prosecuted to the fullest extent of the law.

SGS Taiwan Ltd.

No.134,Wu Kung Road, New Taipei Industrial Park, Wuku District, New Taipei City, Taiwan 24803/新北市五股區新北產業園區五工路 134 號

台灣檢驗科技股份有限公司

t (886-2) 2299-3279

f (886-2) 2298-0488

www.tw.sgs.com

Member of SGS Group

EX3DV4- SN:3923

September 2, 2016

DASY/EASY - Parameters of Probe: EX3DV4 - SN:3923

Other Probe Parameters

Sensor Arrangement	Triangular
Connector Angle (°)	26.4
Mechanical Surface Detection Mode	enabled
Optical Surface Detection Mode	disabled
Probe Overall Length	337 mm
Probe Body Diameter	10 mm
Tip Length	9 mm
Tip Diameter	2.5 mm
Probe Tip to Sensor X Calibration Point	1 mm
Probe Tip to Sensor Y Calibration Point	1 mm
Probe Tip to Sensor Z Calibration Point	1 mm
Recommended Measurement Distance from Surface	1.4 mm

Certificate No: EX3-3923_Sep16

Page 11 of 11

Unless otherwise stated the results shown in this test report refer only to the sample(s) tested and such sample(s) are retained for 90 days only.

除非另有說明，此報告結果僅對測試之樣品負責，同時此樣品僅保留90天。本報告未經本公司書面許可，不可部份複製。

This document is issued by the Company subject to its General Conditions of Service printed overleaf, available on request or accessible at www.sgs.com/terms_and_conditions.htm and, for electronic format documents, subject to Terms and Conditions for Electronic Documents at www.sgs.com/terms_e-document.htm. Attention is drawn to the limitation of liability, indemnification and jurisdiction issues defined therein. Any holder of this document is advised that information contained hereon reflects the Company's findings at the time of its intervention only and within the limits of Client's instructions, if any. The Company's sole responsibility is to its Client and this document does not exonerate parties to a transaction from exercising all their rights and obligations under the transaction documents. This document cannot be reproduced except in full, without prior written approval of the Company. Any unauthorized alteration, forgery or falsification of the content or appearance of this document is unlawful and offenders may be prosecuted to the fullest extent of the law.

SGS Taiwan Ltd.

No.134,Wu Kung Road, New Taipei Industrial Park, Wuku District, New Taipei City, Taiwan 24803/新北市五股區新北產業園區五工路 134 號

台灣檢驗科技股份有限公司

t (886-2) 2299-3279

f (886-2) 2298-0488

www.tw.sgs.com

Member of SGS Group

**Calibration Laboratory of
Schmid & Partner
Engineering AG**
Zeughausstrasse 43, 8004 Zurich, Switzerland



S Schweizerischer Kalibrierdienst
S Service suisse d'étalonnage
S Servizio svizzero di taratura
S Swiss Calibration Service

Accredited by the Swiss Accreditation Service (SAS)
The Swiss Accreditation Service is one of the signatories to the EA
Multilateral Agreement for the recognition of calibration certificates

Accreditation No.: SCS 0108

Client: **SGS-TW (Auden)**

Certificate No: **EX3-7466_Jul17**

CALIBRATION CERTIFICATE

Object: **EX3DV4 - SN:7466**

Calibration procedure(s): **QA CAL-01.v9, QA CAL-14.v4, QA CAL-23.v5, QA CAL-25.v6**
Calibration procedure for dosimetric E-field probes

Calibration date: **July 4, 2017**

This calibration certificate documents the traceability to national standards, which realize the physical units of measurements (SI).
The measurements and the uncertainties with confidence probability are given on the following pages and are part of the certificate.

All calibrations have been conducted in the closed laboratory facility: environment temperature $(22 \pm 3)^\circ\text{C}$ and humidity $< 70\%$.

Calibration Equipment used (MSTE critical for calibration)

Primary Standards	ID	Cal Date (Certificate No.)	Scheduled Calibration
Power meter NRP	SN: 104778	04-Apr-17 (No. 217-02521/02522)	Apr-18
Power sensor NRP-Z91	SN: 103244	04-Apr-17 (No. 217-02521)	Apr-18
Power sensor NRP-Z91	SN: 103245	04-Apr-17 (No. 217-02525)	Apr-18
Reference 20 dB Attenuator	SN: 58277 (20x)	07-Apr-17 (No. 217-02528)	Apr-18
Reference Probe ES3DV2	SN: 3013	31-Dec-16 (No. ES3-3013, Dec16)	Dec-17
DAE4	SN: 680	7-Dec-16 (No. DAE4-680, Dec16)	Dec-17
Secondary Standards	ID	Check Date (in house)	Scheduled Check
Power meter E4419B	SN: G841250674	06-Apr-16 (in house check Jun-16)	In house check: Jun-18
Power sensor E4412A	SN: MY41498067	06-Apr-16 (in house check Jun-16)	In house check: Jun-18
Power sensor E4412A	SN: 000110210	06-Apr-16 (in house check Jun-16)	In house check: Jun-18
RF generator HP 8648C	SN: US3642U01700	04-Aug-08 (in house check Jun-16)	In house check: Jun-18
Network Analyzer HP 8753E	SN: US37360585	18-Oct-01 (in house check Oct-16)	In house check: Oct-17

Calibrated by:	Name	Function	Signature
	Leif Klymen	Laboratory Technician	
Approved by:	Name	Function	Signature
	Kalla Pokovic	Technical Manager	
This calibration certificate shall not be reproduced except in full without written approval of this laboratory.			
Issued: July 5, 2017			

Certificate No: EX3-7466_Jul17

Page 1 of 11

Unless otherwise stated the results shown in this test report refer only to the sample(s) tested and such sample(s) are retained for 90 days only.

除非另有說明，此報告結果僅對測試之樣品負責，同時此樣品僅保留90天。本報告未經本公司書面許可，不可部份複製。

This document is issued by the Company subject to its General Conditions of Service printed overleaf, available on request or accessible at www.sgs.com/terms_and_conditions.htm and, for electronic format documents, subject to Terms and Conditions for Electronic Documents at www.sgs.com/terms_e-document.htm. Attention is drawn to the limitation of liability, indemnification and jurisdiction issues defined therein. Any holder of this document is advised that information contained hereon reflects the Company's findings at the time of its intervention only and within the limits of Client's instructions, if any. The Company's sole responsibility is to its Client and this document does not exonerate parties to a transaction from exercising all their rights and obligations under the transaction documents. This document cannot be reproduced except in full, without prior written approval of the Company. Any unauthorized alteration, forgery or falsification of the content or appearance of this document is unlawful and offenders may be prosecuted to the fullest extent of the law.

SGS Taiwan Ltd.

No.134,Wu Kung Road, New Taipei Industrial Park, Wuku District, New Taipei City, Taiwan 24803/新北市五股區新北產業園區五工路 134 號

台灣檢驗科技股份有限公司

t (886-2) 2299-3279

f (886-2) 2298-0488

www.tw.sgs.com

Member of SGS Group

Calibration Laboratory of
Schmid & Partner
Engineering AG
Zugstrasse 43, 8004 Zurich, Switzerland



S Schweizerischer Kalibriersdienst
C Service suisse d'étalonnage
S Servizio svizzero di taratura
S Swiss Calibration Service

Accredited by the Swiss Accreditation Service (SAS)

Accreditation No.: SCS 0108

The Swiss Accreditation Service is one of the signatories to the EA
Multilateral Agreement for the recognition of calibration certificates

Glossary:

TSL	liquid simulating liquid
NORM _{x,y,z}	sensitivity in free space
ConvF	sensitivity in TSL / NORM _{x,y,z}
DCP	diode compression point
CF	crest factor (1/duty cycle) of the RF signal
A, B, C, D	modulation dependent linearization parameters
Polarization ϕ	ϕ rotation around probe axis
Polarization θ	θ rotation around an axis that is in the plane normal to probe axis (at measurement center), i.e. $\theta = 0$ is normal to probe axis
Connector Angle	information used in DASY system to align probe sensor X to the robot coordinate system

Calibration is Performed According to the Following Standards:

- IEEE Std 1528-2013, "IEEE Recommended Practice for Determining the Peak Spatial-Averaged Specific Absorption Rate (SAR) in the Human Head from Wireless Communications Devices: Measurement Techniques", June 2013
- IEC 62209-1, "Measurement procedure for the assessment of Specific Absorption Rate (SAR) from hand-held and body-mounted devices used next to the ear (frequency range of 300 MHz to 6 GHz)", July 2016
- IEC 62209-2, "Procedure to determine the Specific Absorption Rate (SAR) for wireless communication devices used in close proximity to the human body (frequency range of 30 MHz to 6 GHz)", March 2010
- KDB 865664, "SAR Measurement Requirements for 100 MHz to 6 GHz"

Methods Applied and Interpretation of Parameters:

- NORM_{x,y,z}: Assessed for E-field polarization $\theta = 0$ ($f \leq 900$ MHz in TEM-cell; $f > 1800$ MHz: R22 waveguide). NORM_{x,y,z} are only intermediate values, i.e., the uncertainties of NORM_{x,y,z} does not affect the E²-field uncertainty inside TSL (see below: ConvF).
- NORM_{x,y,z} = NORM_{x,y,z} * frequency response (see Frequency Response Chart). This linearization is implemented in DASY4 software versions later than 4.2. The uncertainty of the frequency response is included in the stated uncertainty of ConvF.
- DCP_{x,y,z}: DCP are numerical linearization parameters assessed based on the data of power sweep with CW signal (no uncertainty required). DCP does not depend on frequency nor media.
- PAR: PAR is the Peak to Average Ratio that is not calibrated but determined based on the signal characteristics
- A_{x,y,z}; B_{x,y,z}; C_{x,y,z}; D_{x,y,z}; VR_{x,y,z}: A, B, C, D are numerical linearization parameters assessed based on the data of power sweep for specific modulation signal. The parameters do not depend on frequency nor media. VR is the maximum calibration range expressed in RMS voltage across the diode.
- ConvF and Boundary Effect Parameters: Assessed in flat phantom using E-field (or Temperature Transfer Standard for $f \leq 800$ MHz) and inside waveguide using analytical field distributions based on power measurements for $f > 800$ MHz. The same setups are used for assessment of the parameters applied for boundary compensation (alpha, depth) of which typical uncertainty values are given. These parameters are used in DASY4 software to improve probe accuracy close to the boundary. The sensitivity in TSL corresponds to NORM_{x,y,z} * ConvF whereby the uncertainty corresponds to that given for ConvF. A frequency dependent ConvF is used in DASY version 4.4 and higher which allows extending the validity from ± 50 MHz to ± 100 MHz.
- Spherical isotropy (3D deviation from isotropy): in a field of low gradients realized using a flat phantom exposed by a patch antenna.
- Sensor Offset: The sensor offset corresponds to the offset of virtual measurement center from the probe tip (on probe axis). No tolerance required.
- Connector Angle: The angle is assessed using the information gained by determining the NORM_x (no uncertainty required).

Certificate No: EX3-7468_id17

Page 2 of 11

Unless otherwise stated the results shown in this test report refer only to the sample(s) tested and such sample(s) are retained for 90 days only.

除非另有說明，此報告結果僅對測試之樣品負責，同時此樣品僅保留90天。本報告未經本公司書面許可，不可部份複製。

This document is issued by the Company subject to its General Conditions of Service printed overleaf, available on request or accessible at www.sgs.com/terms_and_conditions.htm and, for electronic format documents, subject to Terms and Conditions for Electronic Documents at www.sgs.com/terms_e-document.htm. Attention is drawn to the limitation of liability, indemnification and jurisdiction issues defined therein. Any holder of this document is advised that information contained hereon reflects the Company's findings at the time of its intervention only and within the limits of Client's instructions, if any. The Company's sole responsibility is to its Client and this document does not exonerate parties to a transaction from exercising all their rights and obligations under the transaction documents. This document cannot be reproduced except in full, without prior written approval of the Company. Any unauthorized alteration, forgery or falsification of the content or appearance of this document is unlawful and offenders may be prosecuted to the fullest extent of the law.

SGS Taiwan Ltd.

No.134,Wu Kung Road, New Taipei Industrial Park, Wuku District, New Taipei City, Taiwan 24803/新北市五股區新北產業園區五工路 134 號

台灣檢驗科技股份有限公司

t (886-2) 2299-3279

f (886-2) 2298-0488

www.tw.sgs.com

Member of SGS Group

EX3DV4 – SN:7466

July 4, 2017

Probe EX3DV4

SN:7466

Manufactured: October 25, 2016
Calibrated: July 4, 2017

Calibrated for DASY/EASY Systems
(Note: non-compatible with DASY2 system!)

Certificate No: EX3-7466_Jul17

Page 3 of 11

Unless otherwise stated the results shown in this test report refer only to the sample(s) tested and such sample(s) are retained for 90 days only.

除非另有說明，此報告結果僅對測試之樣品負責，同時此樣品僅保留90天。本報告未經本公司書面許可，不可部份複製。

This document is issued by the Company subject to its General Conditions of Service printed overleaf, available on request or accessible at www.sgs.com/terms_and_conditions.htm and, for electronic format documents, subject to Terms and Conditions for Electronic Documents at www.sgs.com/terms_e-document.htm. Attention is drawn to the limitation of liability, indemnification and jurisdiction issues defined therein. Any holder of this document is advised that information contained hereon reflects the Company's findings at the time of its intervention only and within the limits of Client's instructions, if any. The Company's sole responsibility is to its Client and this document does not exonerate parties to a transaction from exercising all their rights and obligations under the transaction documents. This document cannot be reproduced except in full, without prior written approval of the Company. Any unauthorized alteration, forgery or falsification of the content or appearance of this document is unlawful and offenders may be prosecuted to the fullest extent of the law.

SGS Taiwan Ltd.

台灣檢驗科技股份有限公司

No.134,Wu Kung Road, New Taipei Industrial Park, Wuku District, New Taipei City, Taiwan 24803/新北市五股區新北產業園區五工路 134 號

t (886-2) 2299-3279

f (886-2) 2298-0488

www.tw.sgs.com

Member of SGS Group

EX3DV4- SN:7466

July 4, 2017

DASY/EASY - Parameters of Probe: EX3DV4 - SN:7466**Basic Calibration Parameters**

	Sensor X	Sensor Y	Sensor Z	Unc (k=2)
Norm ($\mu V/(V/m)^2$) ^A	0.46	0.40	0.63	± 10.1 %
DCP (mV) ^B	96.7	100.3	93.7	

Modulation Calibration Parameters

UID	Communication System Name		A dB	B dB√μV	C	D dB	VR mV	Unc ^C (k=2)
0	CW	X	0.0	0.0	1.0	0.00	145.9	±3.0 %
		Y	0.0	0.0	1.0		148.6	
		Z	0.0	0.0	1.0		130.0	

The reported uncertainty of measurement is stated as the standard uncertainty of measurement multiplied by the coverage factor k=2, which for a normal distribution corresponds to a coverage probability of approximately 95%.

^A The uncertainties of Norm X,Y,Z do not affect the E²-field uncertainty inside TSL (see Pages 5 and 6).

^B Numerical linearization parameter; uncertainty not required.

^C Uncertainty is determined using the max. deviation from linear response applying rectangular distribution and is expressed for the square of the field value.

Unless otherwise stated the results shown in this test report refer only to the sample(s) tested and such sample(s) are retained for 90 days only.

除非另有說明，此報告結果僅對測試之樣品負責，同時此樣品僅保留90天。本報告未經本公司書面許可，不可部份複製。

This document is issued by the Company subject to its General Conditions of Service printed overleaf, available on request or accessible at www.sgs.com/terms_and_conditions.htm and, for electronic format documents, subject to Terms and Conditions for Electronic Documents at www.sgs.com/terms_e-document.htm. Attention is drawn to the limitation of liability, indemnification and jurisdiction issues defined therein. Any holder of this document is advised that information contained hereon reflects the Company's findings at the time of its intervention only and within the limits of Client's instructions, if any. The Company's sole responsibility is to its Client and this document does not exonerate parties to a transaction from exercising all their rights and obligations under the transaction documents. This document cannot be reproduced except in full, without prior written approval of the Company. Any unauthorized alteration, forgery or falsification of the content or appearance of this document is unlawful and offenders may be prosecuted to the fullest extent of the law.

EX3DV4- SN:7466

July 4, 2017

DASY/EASY - Parameters of Probe: EX3DV4 - SN:7466

Calibration Parameter Determined in Head Tissue Simulating Media

f (MHz) ^c	Relative Permittivity ^e	Conductivity (S/m) ^f	ConvF X	ConvF Y	ConvF Z	Alpha ^g	Depth ^h (mm)	Unc (k=2)
835	41.5	0.90	10.20	10.20	10.20	0.60	0.84	± 12.0 %
900	41.5	0.97	9.95	9.95	9.95	0.42	0.94	± 12.0 %
1750	40.1	1.37	8.84	8.84	8.84	0.34	0.80	± 12.0 %
1900	40.0	1.40	8.52	8.52	8.52	0.35	0.80	± 12.0 %
2000	40.0	1.40	8.47	8.47	8.47	0.35	0.80	± 12.0 %
2450	39.2	1.80	7.81	7.81	7.81	0.35	0.99	± 12.0 %
2600	39.0	1.96	7.58	7.58	7.58	0.37	0.95	± 12.0 %
5200	36.0	4.66	5.81	5.81	5.81	0.35	1.80	± 13.1 %
5300	35.9	4.76	5.56	5.56	5.56	0.35	1.80	± 13.1 %
5600	35.5	5.07	4.98	4.98	4.98	0.40	1.80	± 13.1 %
5800	35.3	5.27	5.17	5.17	5.17	0.40	1.80	± 13.1 %

^c Frequency validity above 300 MHz of ± 100 MHz only applies for DASY v4.4 and higher (see Page 2), else it is restricted to ± 50 MHz. The uncertainty is the RSS of the ConvF uncertainty at calibration frequency and the uncertainty for the indicated frequency band. Frequency validity below 300 MHz is ± 10, 25, 40, 50 and 70 MHz for ConvF assessments at 30, 64, 128, 150 and 220 MHz respectively. Above 5 GHz frequency validity can be extended to ± 110 MHz.

^e At frequencies below 3 GHz, the validity of tissue parameters (μ and σ) can be relaxed to ± 10% if liquid compensation formula is applied to measured SAR values. At frequencies above 3 GHz, the validity of tissue parameters (μ and σ) is restricted to ± 5%. The uncertainty is the RSS of the ConvF uncertainty for indicated target tissue parameters.

^g Alpha/Depth are determined during calibration. SPEAG warrants that the remaining deviation due to the boundary effect after compensation is always less than ± 1% for frequencies below 3 GHz and below ± 2% for frequencies between 3-6 GHz at any distance larger than half the probe tip diameter from the boundary.

Unless otherwise stated the results shown in this test report refer only to the sample(s) tested and such sample(s) are retained for 90 days only.

除非另有說明，此報告結果僅對測試之樣品負責，同時此樣品僅保留90天。本報告未經本公司書面許可，不可部份複製。

This document is issued by the Company subject to its General Conditions of Service printed overleaf, available on request or accessible at www.sgs.com/terms_and_conditions.htm and, for electronic format documents, subject to Terms and Conditions for Electronic Documents at www.sgs.com/terms_e-document.htm. Attention is drawn to the limitation of liability, indemnification and jurisdiction issues defined therein. Any holder of this document is advised that information contained hereon reflects the Company's findings at the time of its intervention only and within the limits of Client's instructions, if any. The Company's sole responsibility is to its Client and this document does not exonerate parties to a transaction from exercising all their rights and obligations under the transaction documents. This document cannot be reproduced except in full, without prior written approval of the Company. Any unauthorized alteration, forgery or falsification of the content or appearance of this document is unlawful and offenders may be prosecuted to the fullest extent of the law.

EX3DV4- SN:7466

July 4, 2017

DASY/EASY - Parameters of Probe: EX3DV4 - SN:7466

Calibration Parameter Determined in Body Tissue Simulating Media

f (MHz) ^C	Relative Permittivity ^F	Conductivity (S/m) ^E	ConvF X	ConvF Y	ConvF Z	Alpha ^G	Depth ^H (mm)	Unc (k=2)
835	55.2	0.97	10.24	10.24	10.24	0.39	0.96	± 12.0 %
900	55.0	1.05	10.06	10.06	10.06	0.34	1.01	± 12.0 %
1750	53.4	1.49	8.52	8.52	8.52	0.39	0.87	± 12.0 %
1900	53.3	1.52	8.14	8.14	8.14	0.34	0.91	± 12.0 %
2000	53.3	1.52	8.30	8.30	8.30	0.33	0.94	± 12.0 %
2450	52.7	1.95	7.94	7.94	7.94	0.28	1.10	± 12.0 %
2600	52.5	2.16	7.66	7.66	7.66	0.27	1.15	± 12.0 %
5200	49.0	5.30	5.20	5.20	5.20	0.40	1.90	± 13.1 %
5300	48.9	5.42	5.10	5.10	5.10	0.40	1.90	± 13.1 %
5600	48.5	5.77	4.27	4.27	4.27	0.50	1.90	± 13.1 %
5800	48.2	6.00	4.48	4.48	4.48	0.50	1.90	± 13.1 %

^C Frequency validity above 300 MHz of ± 100 MHz only applies for DASY v4.4 and higher (see Page 2), else it is restricted to ± 50 MHz. The uncertainty is the RSS of the ConvF uncertainty at calibration frequency and the uncertainty for the indicated frequency band. Frequency validity below 300 MHz is ± 10, 25, 40, 50 and 70 MHz for ConvF assessments at 30, 64, 128, 156 and 220 MHz respectively. Above 5 GHz frequency validity can be extended to ± 110 MHz.

^F At frequencies below 3 GHz, the validity of tissue parameters (ϵ and σ) can be relaxed to ± 10% if liquid compensation formula is applied to measured SAR values. At frequencies above 3 GHz, the validity of tissue parameters (ϵ and σ) is restricted to ± 5%. The uncertainty is the RSS of the ConvF uncertainty for indicated target tissue parameters.

^H Alpha/Depth are determined during calibration. SPEAG warrants that the remaining deviation due to the boundary effect after compensation is always less than ± 1% for frequencies below 3 GHz and below ± 2% for frequencies between 3-5 GHz at any distance larger than half the probe tip diameter from the boundary.

Unless otherwise stated the results shown in this test report refer only to the sample(s) tested and such sample(s) are retained for 90 days only.

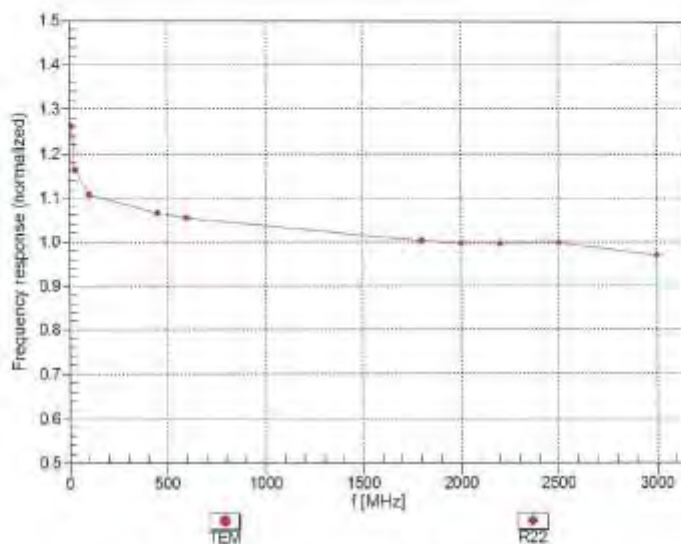
除非另有說明，此報告結果僅對測試之樣品負責，同時此樣品僅保留90天。本報告未經本公司書面許可，不可部份複製。

This document is issued by the Company subject to its General Conditions of Service printed overleaf, available on request or accessible at www.sgs.com/terms_and_conditions.htm and, for electronic format documents, subject to Terms and Conditions for Electronic Documents at www.sgs.com/terms_e-document.htm. Attention is drawn to the limitation of liability, indemnification and jurisdiction issues defined therein. Any holder of this document is advised that information contained hereon reflects the Company's findings at the time of its intervention only and within the limits of Client's instructions, if any. The Company's sole responsibility is to its Client and this document does not exonerate parties to a transaction from exercising all their rights and obligations under the transaction documents. This document cannot be reproduced except in full, without prior written approval of the Company. Any unauthorized alteration, forgery or falsification of the content or appearance of this document is unlawful and offenders may be prosecuted to the fullest extent of the law.

EX3DV4- SN:7466

July 4, 2017

Frequency Response of E-Field (TEM-Cell: ifi110 EXX, Waveguide: R22)



Uncertainty of Frequency Response of E-field: $\pm 6.3\%$ ($k=2$)

Certificate No: EX3-7466_Jul17

Page 7 of 11

Unless otherwise stated the results shown in this test report refer only to the sample(s) tested and such sample(s) are retained for 90 days only.

除非另有說明，此報告結果僅對測試之樣品負責，同時此樣品僅保留90天。本報告未經本公司書面許可，不可部份複製。

This document is issued by the Company subject to its General Conditions of Service printed overleaf, available on request or accessible at www.sgs.com/terms_and_conditions.htm and, for electronic format documents, subject to Terms and Conditions for Electronic Documents at www.sgs.com/terms_e-document.htm. Attention is drawn to the limitation of liability, indemnification and jurisdiction issues defined therein. Any holder of this document is advised that information contained hereon reflects the Company's findings at the time of its intervention only and within the limits of Client's instructions, if any. The Company's sole responsibility is to its Client and this document does not exonerate parties to a transaction from exercising all their rights and obligations under the transaction documents. This document cannot be reproduced except in full, without prior written approval of the Company. Any unauthorized alteration, forgery or falsification of the content or appearance of this document is unlawful and offenders may be prosecuted to the fullest extent of the law.

SGS Taiwan Ltd.

No.134,Wu Kung Road, New Taipei Industrial Park, Wuku District, New Taipei City, Taiwan 24803/新北市五股區新北產業園區五工路 134 號

台灣檢驗科技股份有限公司

t (886-2) 2299-3279

f (886-2) 2298-0488

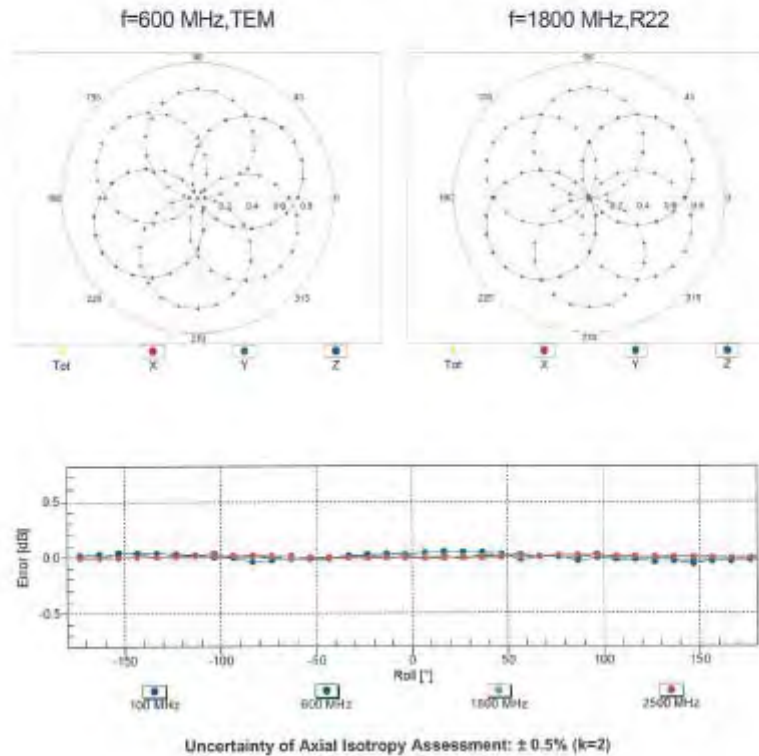
www.tw.sgs.com

Member of SGS Group

EX3DV4-SN:7466

July 4, 2017

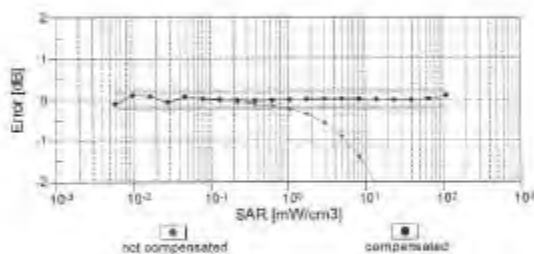
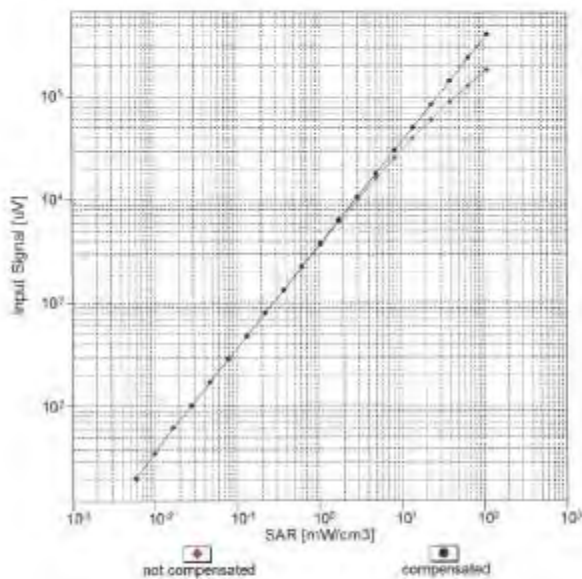
Receiving Pattern (ϕ), $\theta = 0^\circ$



EX3DV4-SN:7466

July 4, 2017

Dynamic Range f(SAR_{head}) (TEM cell, f_{test}=1900 MHz)



Uncertainty of Linearity Assessment: $\pm 0.6\%$ (k=2)

Certificate No: EX3-7466_Jul17

Page 9 of 11

Unless otherwise stated the results shown in this test report refer only to the sample(s) tested and such sample(s) are retained for 90 days only.

除非另有說明，此報告結果僅對測試之樣品負責，同時此樣品僅保留90天。本報告未經本公司書面許可，不可部份複製。

This document is issued by the Company subject to its General Conditions of Service printed overleaf, available on request or accessible at www.sgs.com/terms_and_conditions.htm and, for electronic format documents, subject to Terms and Conditions for Electronic Documents at www.sgs.com/terms_e-document.htm. Attention is drawn to the limitation of liability, indemnification and jurisdiction issues defined therein. Any holder of this document is advised that information contained hereon reflects the Company's findings at the time of its intervention only and within the limits of Client's instructions, if any. The Company's sole responsibility is to its Client and this document does not exonerate parties to a transaction from exercising all their rights and obligations under the transaction documents. This document cannot be reproduced except in full, without prior written approval of the Company. Any unauthorized alteration, forgery or falsification of the content or appearance of this document is unlawful and offenders may be prosecuted to the fullest extent of the law.

SGS Taiwan Ltd.

No.134,Wu Kung Road, New Taipei Industrial Park, Wuku District, New Taipei City, Taiwan 24803/新北市五股區新北產業園區五工路 134 號

台灣檢驗科技股份有限公司

t (886-2) 2299-3279

f (886-2) 2298-0488

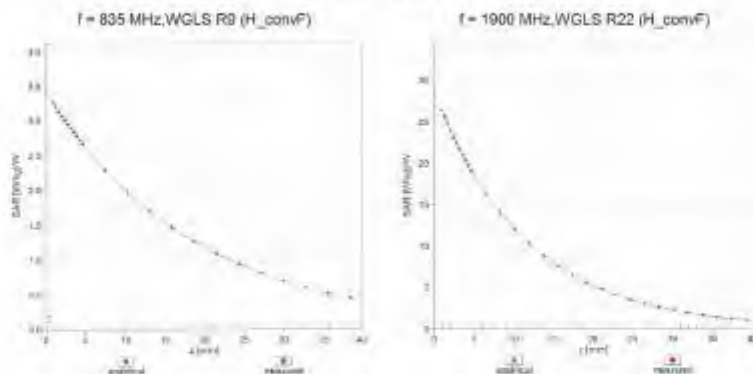
www.tw.sgs.com

Member of SGS Group

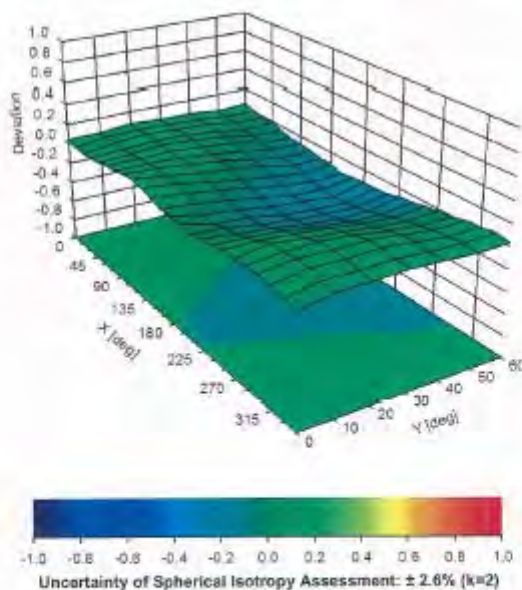
EX3DV4- SN:7466

July 4, 2017

Conversion Factor Assessment



Deviation from Isotropy in Liquid Error (ϕ , θ), f = 900 MHz



Certificate No: EX3-7466_Jul17

Page 10 of 11

Unless otherwise stated the results shown in this test report refer only to the sample(s) tested and such sample(s) are retained for 90 days only.

除非另有說明，此報告結果僅對測試之樣品負責，同時此樣品僅保留90天。本報告未經本公司書面許可，不可部份複製。

This document is issued by the Company subject to its General Conditions of Service printed overleaf, available on request or accessible at www.sgs.com/terms_and_conditions.htm and, for electronic format documents, subject to Terms and Conditions for Electronic Documents at www.sgs.com/terms_e-document.htm. Attention is drawn to the limitation of liability, indemnification and jurisdiction issues defined therein. Any holder of this document is advised that information contained hereon reflects the Company's findings at the time of its intervention only and within the limits of Client's instructions, if any. The Company's sole responsibility is to its Client and this document does not exonerate parties to a transaction from exercising all their rights and obligations under the transaction documents. This document cannot be reproduced except in full, without prior written approval of the Company. Any unauthorized alteration, forgery or falsification of the content or appearance of this document is unlawful and offenders may be prosecuted to the fullest extent of the law.

SGS Taiwan Ltd.

No.134,Wu Kung Road, New Taipei Industrial Park, Wuku District, New Taipei City, Taiwan 24803/新北市五股區新北產業園區五工路 134 號

台灣檢驗科技股份有限公司

t (886-2) 2299-3279

f (886-2) 2298-0488

www.tw.sgs.com

Member of SGS Group

EX3DV4-- SN:7466

July 4, 2017

DASY/EASY - Parameters of Probe: EX3DV4 - SN:7466

Other Probe Parameters

Sensor Arrangement	Triangular
Connector Angle (°)	-3.3
Mechanical Surface Detection Mode	enabled
Optical Surface Detection Mode	disabled
Probe Overall Length	337 mm
Probe Body Diameter	10 mm
Tip Length	9 mm
Tip Diameter	2.5 mm
Probe Tip to Sensor X Calibration Point	1 mm
Probe Tip to Sensor Y Calibration Point	1 mm
Probe Tip to Sensor Z Calibration Point	1 mm
Recommended Measurement Distance from Surface	1.4 mm

Certificate No: EX3-7466_Jul17

Page 11 of 11

Unless otherwise stated the results shown in this test report refer only to the sample(s) tested and such sample(s) are retained for 90 days only.

除非另有說明，此報告結果僅對測試之樣品負責，同時此樣品僅保留90天。本報告未經本公司書面許可，不可部份複製。

This document is issued by the Company subject to its General Conditions of Service printed overleaf, available on request or accessible at www.sgs.com/terms_and_conditions.htm and, for electronic format documents, subject to Terms and Conditions for Electronic Documents at www.sgs.com/terms_e-document.htm. Attention is drawn to the limitation of liability, indemnification and jurisdiction issues defined therein. Any holder of this document is advised that information contained hereon reflects the Company's findings at the time of its intervention only and within the limits of Client's instructions, if any. The Company's sole responsibility is to its Client and this document does not exonerate parties to a transaction from exercising all their rights and obligations under the transaction documents. This document cannot be reproduced except in full, without prior written approval of the Company. Any unauthorized alteration, forgery or falsification of the content or appearance of this document is unlawful and offenders may be prosecuted to the fullest extent of the law.

SGS Taiwan Ltd.

台灣檢驗科技股份有限公司

No.134,Wu Kung Road, New Taipei Industrial Park, Wuku District, New Taipei City, Taiwan 24803/新北市五股區新北產業園區五工路 134 號

t (886-2) 2299-3279

f (886-2) 2298-0488

www.tw.sgs.com

Member of SGS Group

8. Uncertainty Budget

Measurement Uncertainty evaluation template for DUT SAR test (0.3-3G)

A	c	D	e		f	g	h=c * f / e	i=c * g / e	k
Source of Uncertainty	Tolerance/ Uncertainty	Probabilit y	Div	Div Value	ci (1g)	ci (10g)	Standard uncertainty	Standard uncertainty	vi, or Veff
Measurement system									
Probe calibration	6.00%	N	1	1	1	1	6.00%	6.00%	∞
Isotropy , Axial	3.50%	R	$\sqrt{3}$	1.732	1	1	2.02%	2.02%	∞
Isotropy, Hemispherical	9.60%	R	$\sqrt{3}$	1.732	1	1	5.54%	5.54%	∞
Modulation Response	2.40%	R	$\sqrt{3}$	1.732	1	1	1.40%	1.40%	∞
Boundary Effect	1.00%	R	$\sqrt{3}$	1.732	1	1	0.58%	0.58%	∞
Linearity	4.70%	R	$\sqrt{3}$	1.732	1	1	2.71%	2.71%	∞
Detection Limits	1.00%	R	$\sqrt{3}$	1.732	1	1	0.58%	0.58%	∞
Readout Electronics	0.30%	N	1	1	1	1	0.30%	0.30%	∞
Response time	0.80%	R	$\sqrt{3}$	1.732	1	1	0.46%	0.46%	∞
Integration Time	2.60%	R	$\sqrt{3}$	1.732	1	1	1.50%	1.50%	∞
Measurement drift (class A evaluation)	1.75%	R	$\sqrt{3}$	1.732	1	1	1.01%	1.01%	∞
RF ambient condition - noise	3.00%	R	$\sqrt{3}$	1.732	1	1	1.73%	1.73%	∞
RF ambient conditions - reflections	3.00%	R	$\sqrt{3}$	1.732	1	1	1.73%	1.73%	∞
Probe positioner Mechanical restrictions	0.40%	R	$\sqrt{3}$	1.732	1	1	0.23%	0.23%	∞
Probe Positioning with respect to phantom	2.90%	R	$\sqrt{3}$	1.732	1	1	1.67%	1.67%	∞
Post-processing	1.00%	R	$\sqrt{3}$	1.732	1	1	0.58%	0.58%	∞
Max SAR Eval	1.00%	R	$\sqrt{3}$	1.732	1	1	0.58%	0.58%	∞
Test Sample related									
Test sample positioning	2.90%	N	1	1	1	1	2.90%	2.90%	M-1
Device Holder Uncertainty	3.60%	N	1	1	1	1	3.60%	3.60%	M-1
Drift of output power	5.00%	R	$\sqrt{3}$	1.732	1	1	2.89%	2.89%	∞
Phantom and Setup									
Phantom Uncertainty	4.00%	R	$\sqrt{3}$	1.732	1	1	2.31%	2.31%	∞
Liquid permittivity (mea.)	3.59%	N	1	1	0.64	0.43	2.30%	1.54%	M
Liquid Conductivity (mea.)	4.25%	N	1	1	0.6	0.49	2.55%	2.08%	M
Combined standard uncertainty		RSS					11.92%	11.70%	
Expant uncertainty (95% confidence)							23.84%	23.40%	

Unless otherwise stated the results shown in this test report refer only to the sample(s) tested and such sample(s) are retained for 90 days only.

除非另有說明，此報告結果僅對測試之樣品負責，同時此樣品僅保留90天。本報告未經本公司書面許可，不可部份複製。

This document is issued by the Company subject to its General Conditions of Service printed overleaf, available on request or accessible at www.sgs.com/terms_and_conditions.htm and, for electronic format documents, subject to Terms and Conditions for Electronic Documents at www.sgs.com/terms_e-document.htm. Attention is drawn to the limitation of liability, indemnification and jurisdiction issues defined therein. Any holder of this document is advised that information contained hereon reflects the Company's findings at the time of its intervention only and within the limits of Client's instructions, if any. The Company's sole responsibility is to its Client and this document does not exonerate parties to a transaction from exercising all their rights and obligations under the transaction documents. This document cannot be reproduced except in full, without prior written approval of the Company. Any unauthorized alteration, forgery or falsification of the content or appearance of this document is unlawful and offenders may be prosecuted to the fullest extent of the law.

SGS Taiwan Ltd.

No.134,Wu Kung Road, New Taipei Industrial Park, Wuku District, New Taipei City, Taiwan 24803/新北市五股區新北產業園區五工路 134 號

台灣檢驗科技股份有限公司

t (886-2) 2299-3279

f (886-2) 2298-0488

www.tw.sgs.com

Member of SGS Group

9. Phantom Description

Schmid & Partner Engineering AG

s p e a g

Zeughausstrasse 43, 8004 Zurich, Switzerland
Phone: +41 1 245 9700, Fax: +41 1 245 9779
info@speag.com, http://www.speag.com

Certificate of Conformity / First Article Inspection

Item	SAM Twin Phantom V4.0
Type No.	QD 000 P40 C
Series No.	TP-1150 and higher
Manufacturer	SPEAG Zeughausstrasse 43, CH-8004 Zurich Switzerland

Tests

The series production process used allows the limitation to test of first articles.
Complete tests were made on the pre-series Type No. QD 000 P40 AA, Serial No. TP-1001 and on the series first article Type No. QD 000 P40 BA, Serial No. TP-1006. Certain parameters have been retested using further series items (called samples) or are tested at each item.

Test	Requirement	Details	Units tested
Dimensions	Compliant with the geometry according to the CAD model.	IT15 CAD File (*)	First article, Samples
Material thickness of shell	Compliant with the requirements according to the standards	2mm +/- 0.2mm in flat and specific areas of head section	First article, Samples, TP-1314 ff.
Material thickness at ERP	Compliant with the requirements according to the standards	6mm +/- 0.2mm at ERP	First article, All items
Material parameters	Dielectric parameters for required frequencies	300 MHz – 6 GHz: Relative permittivity < 5, Loss tangent < 0.05	Material samples
Material resistivity	The material has been tested to be compatible with the liquids defined in the standards if handled and cleaned according to the instructions. Observe technical Note for material compatibility.	DEGMRE based simulating liquids	Pre-series, First article, Material samples
Sagging	Compliant with the requirements according to the standards. Sagging of the flat section when filled with tissue simulating liquid	< 1% typical < 0.6% if filled with 155mm of HSL900 and without OUT below	Prototypes, Sample testing

Standards

- (1) CENELEC EN 50361
- (2) IEEE Std 1528-2003
- (3) IEC 62209 Part 1
- (4) FCC OET Bulletin 65, Supplement C, Edition 01-01

(*) The IT15 CAD file is derived from [2] and is also within the tolerance requirements of the shapes of the other documents.

Conformity

Based on the sample tests above, we certify that this item is in compliance with the uncertainty requirements of SAR measurements specified in standards [1] to [4].

Date 07.07.2005

Signature / Stamp

s p e a g

Schmid & Partner Engineering AG
Zeughausstrasse 43, 8004 Zurich, Switzerland
Phone: +41 1 245 9700, Fax: +41 1 245 9779
info@speag.com, http://www.speag.com

Doc No. SE1 - QD 000 P40 C - 0

Page 1 (1)

Unless otherwise stated the results shown in this test report refer only to the sample(s) tested and such sample(s) are retained for 90 days only.

除非另有說明，此報告結果僅對測試之樣品負責，同時此樣品僅保留90天。本報告未經本公司書面許可，不可部份複製。

This document is issued by the Company subject to its General Conditions of Service printed overleaf, available on request or accessible at www.sgs.com/terms_and_conditions.htm and, for electronic format documents, subject to Terms and Conditions for Electronic Documents at www.sgs.com/terms_e-document.htm. Attention is drawn to the limitation of liability, indemnification and jurisdiction issues defined therein. Any holder of this document is advised that information contained hereon reflects the Company's findings at the time of its intervention only and within the limits of Client's instructions, if any. The Company's sole responsibility is to its Client and this document does not exonerate parties to a transaction from exercising all their rights and obligations under the transaction documents. This document cannot be reproduced except in full, without prior written approval of the Company. Any unauthorized alteration, forgery or falsification of the content or appearance of this document is unlawful and offenders may be prosecuted to the fullest extent of the law.

SGS Taiwan Ltd.

台灣檢驗科技股份有限公司

No.134,Wu Kung Road, New Taipei Industrial Park, Wuku District, New Taipei City, Taiwan 24803/新北市五股區新北產業園區五工路 134 號

t (886-2) 2299-3279

f (886-2) 2298-0488

www.tw.sgs.com

Member of SGS Group

10. System Validation from Original Equipment Supplier

**Calibration Laboratory of
Schmid & Partner
Engineering AG**
Zughausstrasse 43, 8004 Zurich, Switzerland



S Schweizerischer Kalibrierdienst
S Service suisse d'étalonnage
S Servizio svizzero di taratura
S Swiss Calibration Service

Accredited by the Swiss Accreditation Service (SAS)
The Swiss Accreditation Service is one of the signatories to the EA
Multilateral Agreement for the recognition of calibration certificates

Accreditation No.: **SCS 0108**

Client: **SGS-TW (Auden)**

Certificate No: **D750V3-1015_Aug16**

CALIBRATION CERTIFICATE

Object: **D750V3 - SN: 1015**

Calibration procedure(s): **QA CAL-05.v9**
Calibration procedure for dipole validation kits above 700 MHz


Calibration date: **August 30, 2016**


This calibration certificate documents the traceability to national standards, which realize the physical units of measurements (SI).
The measurements and the uncertainties with confidence probability are given on the following pages and are part of the certificate.

All calibrations have been conducted in the closed laboratory facility, environment temperature $(22 \pm 3)^{\circ}\text{C}$ and humidity $< 70\%$.

Calibration Equipment used (MATE critical for calibration)

Primary Standards	ID #	Cal Date (Certificate No.)	Scheduled Calibration
Power meter NRP	SN: 104778	06-Apr-16 (No. 217-02288/02288)	Apr-17
Power sensor NRP-Z91	SN: 103244	06-Apr-16 (No. 217-02288)	Apr-17
Power sensor NRP-Z91	SN: 103245	06-Apr-16 (No. 217-02288)	Apr-17
Reference 20 dB Attenuator	SN: 5068 (20k)	05-Apr-16 (No. 217-02292)	Apr-17
Type-N mismatch combination	SN: 5047.2 / 06327	05-Apr-16 (No. 217-02295)	Apr-17
Reference Probe EX3D94	SN: 7349	15-Jun-16 (No. EX3-7349_Jun16)	Jun-17
DAE4	SN: 601	30-Dec-15 (No. DAE4-601_Dec15)	Dec-16
Secondary Standards	ID #	Check Date (in house)	Scheduled Check
Power meter EPM-442A	SN: G037460704	07-Oct-15 (No. 217-02222)	In house check: Oct-16
Power sensor HP 8481A	SN: US37282783	07-Oct-15 (No. 217-02222)	In house check: Oct-16
Power sensor HP 8481A	SN: MY41052317	07-Oct-15 (No. 217-02223)	In house check: Oct-16
RF generator R&S SMT-06	SN: 100979	15-Jun-15 (in house check Jun-15)	In house check: Oct-16
Network Analyzer HP 8753E	SN: US37390585	18-Oct-01 (in house check Oct-15)	In house check: Oct-16

Calibrated by: **Michael Weber** Function: **Laboratory Technician** Signature: 

Approved by: **Katja Polovic** Function: **Technical Manager** Signature: 

Issued: August 30, 2016

This calibration certificate shall not be reproduced except in full without written approval of the laboratory.

Certificate No: **D750V3-1015_Aug16**

Page 1 of 8

Unless otherwise stated the results shown in this test report refer only to the sample(s) tested and such sample(s) are retained for 90 days only.

除非另有說明，此報告結果僅對測試之樣品負責，同時此樣品僅保留90天。本報告未經本公司書面許可，不可部份複製。

This document is issued by the Company subject to its General Conditions of Service printed overleaf, available on request or accessible at www.sgs.com/terms_and_conditions.htm and, for electronic format documents, subject to Terms and Conditions for Electronic Documents at www.sgs.com/terms_e-document.htm. Attention is drawn to the limitation of liability, indemnification and jurisdiction issues defined therein. Any holder of this document is advised that information contained hereon reflects the Company's findings at the time of its intervention only and within the limits of Client's instructions, if any. The Company's sole responsibility is to its Client and this document does not exonerate parties to a transaction from exercising all their rights and obligations under the transaction documents. This document cannot be reproduced except in full, without prior written approval of the Company. Any unauthorized alteration, forgery or falsification of the content or appearance of this document is unlawful and offenders may be prosecuted to the fullest extent of the law.

SGS Taiwan Ltd.

No.134,Wu Kung Road, New Taipei Industrial Park, Wuku District, New Taipei City, Taiwan 24803/新北市五股區新北產業園區五工路 134 號

台灣檢驗科技股份有限公司

t (886-2) 2299-3279

f (886-2) 2298-0488

www.tw.sgs.com

Member of SGS Group

Calibration Laboratory of
Schmid & Partner
Engineering AG
Zugheuerstrasse 43, 8004 Zurich, Switzerland



S Schweizerischer Kalibrierdienst
C Service suisse métrologique
S Servizio svizzero di taratura
S Swiss Calibration Service

Accredited by the Swiss Accreditation Service (SAS)
The Swiss Accreditation Service is one of the signatories to the EA
Multilateral Agreement for the recognition of calibration certificates

Accreditation No.: SCS 0106

Glossary:

TSL tissue simulating liquid
ConvF sensitivity in TSL / NORM x,y,z
N/A not applicable or not measured

Calibration is Performed According to the Following Standards:

- IEEE Std 1528-2013, "IEEE Recommended Practice for Determining the Peak Spatial-Averaged Specific Absorption Rate (SAR) in the Human Head from Wireless Communications Devices: Measurement Techniques", June 2013
- IEC 62209-1, "Procedure to measure the Specific Absorption Rate (SAR) for hand-held devices used in close proximity to the ear (frequency range of 300 MHz to 3 GHz)", February 2005
- IEC 62209-2, "Procedure to determine the Specific Absorption Rate (SAR) for wireless communication devices used in close proximity to the human body (frequency range of 30 MHz to 6 GHz)", March 2010
- KDB 865664, "SAR Measurement Requirements for 100 MHz to 6 GHz"

Additional Documentation:

- DASY4/5 System Handbook

Methods Applied and Interpretation of Parameters:

- Measurement Conditions:** Further details are available from the Validation Report at the end of the certificate. All figures stated in the certificate are valid at the frequency indicated.
- Antenna Parameters with TSL:** The dipole is mounted with the spacer to position its feed point exactly below the center marking of the flat phantom section, with the arms oriented parallel to the body axis.
- Feed Point Impedance and Return Loss:** These parameters are measured with the dipole positioned under the liquid filled phantom. The impedance stated is transformed from the measurement at the SMA connector to the feed point. The Return Loss ensures low reflected power. No uncertainty required.
- Electrical Delay:** One-way delay between the SMA connector and the antenna feed point. No uncertainty required.
- SAR measured:** SAR measured at the stated antenna input power.
- SAR normalized:** SAR as measured, normalized to an input power of 1 W at the antenna connector.
- SAR for nominal TSL parameters:** The measured TSL parameters are used to calculate the nominal SAR result.

The reported uncertainty of measurement is stated as the standard uncertainty of measurement multiplied by the coverage factor $k=2$, which for a normal distribution corresponds to a coverage probability of approximately 95%.

Unless otherwise stated the results shown in this test report refer only to the sample(s) tested and such sample(s) are retained for 90 days only.

除非另有說明，此報告結果僅對測試之樣品負責，同時此樣品僅保留90天。本報告未經本公司書面許可，不可部份複製。

This document is issued by the Company subject to its General Conditions of Service printed overleaf, available on request or accessible at www.sgs.com/terms_and_conditions.htm and, for electronic format documents, subject to Terms and Conditions for Electronic Documents at www.sgs.com/terms_e-document.htm. Attention is drawn to the limitation of liability, indemnification and jurisdiction issues defined therein. Any holder of this document is advised that information contained hereon reflects the Company's findings at the time of its intervention only and within the limits of Client's instructions, if any. The Company's sole responsibility is to its Client and this document does not exonerate parties to a transaction from exercising all their rights and obligations under the transaction documents. This document cannot be reproduced except in full, without prior written approval of the Company. Any unauthorized alteration, forgery or falsification of the content or appearance of this document is unlawful and offenders may be prosecuted to the fullest extent of the law.

Measurement Conditions

DASY system configuration, as far as not given on page 1.

DASY Version	DASY5	V52.6.6
Extrapolation	Advanced Extrapolation	
Phantom	Modular Flat Phantom	
Distance Dipole Center - TSL	15 mm	with Spacer
Zoom Scan Resolution	dx, dy, dz = 5 mm	
Frequency	750 MHz \pm 1 MHz	

Head TSL parameters

The following parameters and calculations were applied.

	Temperature	Permittivity	Conductivity
Nominal Head TSL parameters	22.0 °C	41.9	0.89 mho/m
Measured Head TSL parameters	(22.0 \pm 0.2) °C	42.4 \pm 6 %	0.91 mho/m \pm 6 %
Head TSL temperature change during test	< 0.5 °C	—	—

SAR result with Head TSL

SAR averaged over 1 cm ³ (1 g) of Head TSL	Condition	
SAR measured	250 mW input power	2.11 W/kg
SAR for nominal Head TSL parameters	normalized to 1W	8.32 W/kg \pm 17.0 % (k=2)

SAR averaged over 10 cm ³ (10 g) of Head TSL	condition	
SAR measured	250 mW input power	1.38 W/kg
SAR for nominal Head TSL parameters	normalized to 1W	5.45 W/kg \pm 16.5 % (k=2)

Body TSL parameters

The following parameters and calculations were applied.

	Temperature	Permittivity	Conductivity
Nominal Body TSL parameters	22.0 °C	55.5	0.96 mho/m
Measured Body TSL parameters	(22.0 \pm 0.2) °C	54.9 \pm 6 %	0.99 mho/m \pm 6 %
Body TSL temperature change during test	< 0.5 °C	—	—

SAR result with Body TSL

SAR averaged over 1 cm ³ (1 g) of Body TSL	Condition	
SAR measured	250 mW input power	2.25 W/kg
SAR for nominal Body TSL parameters	normalized to 1W	8.77 W/kg \pm 17.0 % (k=2)

SAR averaged over 10 cm ³ (10 g) of Body TSL	condition	
SAR measured	250 mW input power	1.47 W/kg
SAR for nominal Body TSL parameters	normalized to 1W	5.76 W/kg \pm 16.5 % (k=2)

Unless otherwise stated the results shown in this test report refer only to the sample(s) tested and such sample(s) are retained for 90 days only.

除非另有說明，此報告結果僅對測試之樣品負責，同時此樣品僅保留90天。本報告未經本公司書面許可，不可部份複製。

This document is issued by the Company subject to its General Conditions of Service printed overleaf, available on request or accessible at www.sgs.com/terms_and_conditions.htm and, for electronic format documents, subject to Terms and Conditions for Electronic Documents at www.sgs.com/terms_e-document.htm. Attention is drawn to the limitation of liability, indemnification and jurisdiction issues defined therein. Any holder of this document is advised that information contained hereon reflects the Company's findings at the time of its intervention only and within the limits of Client's instructions, if any. The Company's sole responsibility is to its Client and this document does not exonerate parties to a transaction from exercising all their rights and obligations under the transaction documents. This document cannot be reproduced except in full, without prior written approval of the Company. Any unauthorized alteration, forgery or falsification of the content or appearance of this document is unlawful and offenders may be prosecuted to the fullest extent of the law.

Appendix (Additional assessments outside the scope of SCS 0108)

Antenna Parameters with Head TSL

Impedance, transformed to feed point	53.1 Ω - 0.2 $j\Omega$
Return Loss	-30.5 dB

Antenna Parameters with Body TSL

Impedance, transformed to feed point	49.0 Ω - 2.0 $j\Omega$
Return Loss	-30.5 dB

General Antenna Parameters and Design

Electrical Delay (one direction)	1.037 ns
----------------------------------	----------

After long term use with 100W radiated power, only a slight warming of the dipole near the feedpoint can be measured.

The dipole is made of standard semirigid coaxial cable. The center conductor of the feeding line is directly connected to the second arm of this dipole. The antenna is therefore short-circuited for DC-signals. On some of the dipoles, small end caps are added to the dipole arms in order to improve matching when loaded according to the position as explained in the "Measurement Conditions" paragraph. The SAR data are not affected by this change. The overall dipole length is still according to the Standard.

No excessive force must be applied to the dipole arms, because they might bend or the soldered connections near the feedpoint may be damaged.

Additional EUT Data

Manufactured by	SPEAG
Manufactured on	March 22, 2010

Unless otherwise stated the results shown in this test report refer only to the sample(s) tested and such sample(s) are retained for 90 days only.

除非另有說明，此報告結果僅對測試之樣品負責，同時此樣品僅保留90天。本報告未經本公司書面許可，不可部份複製。

This document is issued by the Company subject to its General Conditions of Service printed overleaf, available on request or accessible at www.sgs.com/terms_and_conditions.htm and, for electronic format documents, subject to Terms and Conditions for Electronic Documents at www.sgs.com/terms_e-document.htm. Attention is drawn to the limitation of liability, indemnification and jurisdiction issues defined therein. Any holder of this document is advised that information contained hereon reflects the Company's findings at the time of its intervention only and within the limits of Client's instructions, if any. The Company's sole responsibility is to its Client and this document does not exonerate parties to a transaction from exercising all their rights and obligations under the transaction documents. This document cannot be reproduced except in full, without prior written approval of the Company. Any unauthorized alteration, forgery or falsification of the content or appearance of this document is unlawful and offenders may be prosecuted to the fullest extent of the law.

DASY5 Validation Report for Head TSL

Date: 30.08.2016

Test Laboratory: SPEAG, Zurich, Switzerland

DUT: Dipole 750 MHz; Type: D750V3; Serial: D750V3 - SN: 1015

Communication System: UID 0 - CW; Frequency: 750 MHz

Medium parameters used: $f = 750 \text{ MHz}$, $\sigma = 0.91 \text{ S/m}$, $\epsilon_r = 42.4$; $\rho = 1000 \text{ kg/m}^3$

Phantom section: Flat Section

Measurement Standard: DASY5 (IEEE/IEC/ANSI C63.19-2011)

DASY52 Configuration:

- Probe: EX3DV4 - SN7349; ConvF(10.07, 10.07, 10.07); Calibrated: 15.06.2016;
- Sensor-Surface: 1.4mm (Mechanical Surface Detection)
- Electronics: DAE4 Sn601; Calibrated: 30.12.2015
- Phantom: Flat Phantom 4.9L; Type: QD000P49AA; Serial: 1001
- DASY52 52.8.8(1258); SEMCAD X (4.6.10(7372))

Dipole Calibration for Head Tissue/Pin=250 mW, d=15mm/Zoom Scan (7x7x7)/Cube 0:


Measurement grid: dx=5mm, dy=5mm, dz=5mm

Reference Value = 58.26 V/m; Power Drift = 0.02 dB

Peak SAR (extrapolated) = 3.16 W/kg

SAR(1 g) = 2.11 W/kg; SAR(10 g) = 1.38 W/kg

Maximum value of SAR (measured) = 2.81 W/kg



Unless otherwise stated the results shown in this test report refer only to the sample(s) tested and such sample(s) are retained for 90 days only.

除非另有說明，此報告結果僅對測試之樣品負責，同時此樣品僅保留90天。本報告未經本公司書面許可，不可部份複製。

This document is issued by the Company subject to its General Conditions of Service printed overleaf, available on request or accessible at www.sgs.com/terms_and_conditions.htm and, for electronic format documents, subject to Terms and Conditions for Electronic Documents at www.sgs.com/terms_e-document.htm. Attention is drawn to the limitation of liability, indemnification and jurisdiction issues defined therein. Any holder of this document is advised that information contained hereon reflects the Company's findings at the time of its intervention only and within the limits of Client's instructions, if any. The Company's sole responsibility is to its Client and this document does not exonerate parties to a transaction from exercising all their rights and obligations under the transaction documents. This document cannot be reproduced except in full, without prior written approval of the Company. Any unauthorized alteration, forgery or falsification of the content or appearance of this document is unlawful and offenders may be prosecuted to the fullest extent of the law.

DASY5 Validation Report for Body TSL

Date: 30.08.2016

Test Laboratory: SPEAG, Zurich, Switzerland

DUT: Dipole 750 MHz; Type: D750V3; Serial: D750V3 - SN: 1015

Communication System: UID 0 - CW; Frequency: 750 MHz

Medium parameters used: $f = 750$ MHz; $\sigma = 0.99$ S/m; $\epsilon_r = 54.9$; $\rho = 1000$ kg/m³

Phantom section: Flat Section

Measurement Standard: DASY5 (IEEE/IEC/ANSI C63.19-2011)

DASY52 Configuration:

- Probe: EX3DV4 - SN7349; ConvF(9.99, 9.99, 9.99); Calibrated: 15.06.2016;
- Sensor-Surface: 1.4mm (Mechanical Surface Detection)
- Electronics: DAE4 Sn601; Calibrated: 30.12.2015
- Phantom: Flat Phantom 4.9L; Type: QD000P49AA; Serial: 1001
- DASY52 52.8.8(1258); SEMCAD X 14.6.10(7372)

Dipole Calibration for Body Tissue/Pin=250 mW, d=15mm/Zoom Scan (7x7x7)/Cube 0:

Measurement grid: dx=5mm, dy=5mm, dz=5mm

Reference Value = 57.47 V/m; Power Drift = -0.01 dB

Peak SAR (extrapolated) = 3.39 W/kg

SAR(1 g) = 2.25 W/kg; SAR(10 g) = 1.47 W/kg

Maximum value of SAR (measured) = 2.97 W/kg

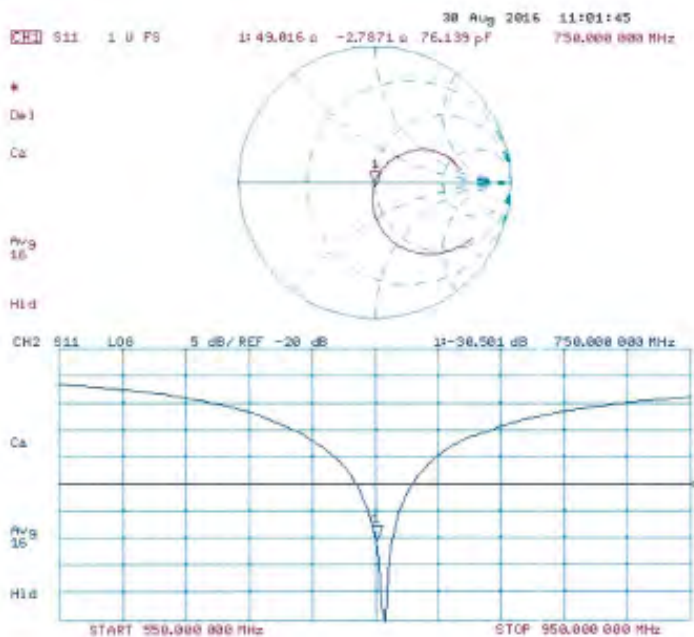


Unless otherwise stated the results shown in this test report refer only to the sample(s) tested and such sample(s) are retained for 90 days only.

除非另有說明，此報告結果僅對測試之樣品負責，同時此樣品僅保留90天。本報告未經本公司書面許可，不可部份複製。

This document is issued by the Company subject to its General Conditions of Service printed overleaf, available on request or accessible at www.sgs.com/terms_and_conditions.htm and, for electronic format documents, subject to Terms and Conditions for Electronic Documents at www.sgs.com/terms_e-document.htm. Attention is drawn to the limitation of liability, indemnification and jurisdiction issues defined therein. Any holder of this document is advised that information contained hereon reflects the Company's findings at the time of its intervention only and within the limits of Client's instructions, if any. The Company's sole responsibility is to its Client and this document does not exonerate parties to a transaction from exercising all their rights and obligations under the transaction documents. This document cannot be reproduced except in full, without prior written approval of the Company. Any unauthorized alteration, forgery or falsification of the content or appearance of this document is unlawful and offenders may be prosecuted to the fullest extent of the law.

Impedance Measurement Plot for Body TSL



Unless otherwise stated the results shown in this test report refer only to the sample(s) tested and such sample(s) are retained for 90 days only.

除非另有說明，此報告結果僅對測試之樣品負責，同時此樣品僅保留90天。本報告未經本公司書面許可，不可部份複製。

This document is issued by the Company subject to its General Conditions of Service printed overleaf, available on request or accessible at www.sgs.com/terms_and_conditions.htm and, for electronic format documents, subject to Terms and Conditions for Electronic Documents at www.sgs.com/terms_e-document.htm. Attention is drawn to the limitation of liability, indemnification and jurisdiction issues defined therein. Any holder of this document is advised that information contained hereon reflects the Company's findings at the time of its intervention only and within the limits of Client's instructions, if any. The Company's sole responsibility is to its Client and this document does not exonerate parties to a transaction from exercising all their rights and obligations under the transaction documents. This document cannot be reproduced except in full, without prior written approval of the Company. Any unauthorized alteration, forgery or falsification of the content or appearance of this document is unlawful and offenders may be prosecuted to the fullest extent of the law.

**Calibration Laboratory of
Schmid & Partner
Engineering AG**
Zughausstrasse 43, 8004 Zurich, Switzerland



S Schweizerischer Kalibrierdienst
C Service suisse d'étalonnage
S Servizio svizzero di taratura
S Swiss Calibration Service

Accredited by the Swiss Accreditation Service (SAS)
The Swiss Accreditation Service is one of the signatories to the EA
Multilateral Agreement for the recognition of calibration certificates

Accreditation No.: SCS 0108

Client: **SGS-TW (Auden)**

Certificate No: **D835V2-4d063_Aug16**

CALIBRATION CERTIFICATE

Object: **D835V2 - SN:4d063**

Calibration procedure(s): **QA-CAL-05.V9**
Calibration procedure for dipole validation kits above 700 MHz

Calibration date: **August 25, 2016**

This calibration certificate documents the traceability to national standards, which realize the physical units of measurements (SI).
The measurements and the uncertainties with confidence probability are given on the following pages and are part of the certificate.

All calibrations have been conducted in the stated laboratory facility; environment temperature $22 \pm 3^\circ\text{C}$ and humidity $< 70\%$.

Calibration Equipment used (M&TE critical for calibration)

Primary Standards	ID #	Cal Date (Certificate No.)	Scheduled Calibration
Power meter NRP	SN: 104778	06-Apr-16 (No. 217-02288/02289)	Apr-17
Power sensor NRP-Z91	SN: 103244	06-Apr-16 (No. 217-02288)	Apr-17
Power sensor NRP-Z91	SN: 103240	06-Apr-16 (No. 217-02289)	Apr-17
Reference 20 dB Attenuator	SN: 5058 (20k)	05-Apr-16 (No. 217-02292)	Apr-17
Type-N mismatch combination	SN: 5047 2 / 06327	05-Apr-16 (No. 217-02295)	Apr-17
Reference Probe EX3DV4	SN: 7340	15-Jun-16 (No. EX3-7340_Jun16)	Jun-17
DAE4	SN: 601	30-Dec-15 (No. DAE4-801_Dec15)	Dec-16
Secondary Standards	ID #	Check Date (in house)	Scheduled Check
Power meter EPM-142A	SN: 6837480704	07-Oct-15 (No. 217-02222)	in house check: Oct-16
Power sensor HP 8481A	SN: US37292783	07-Oct-15 (No. 217-02222)	in house check: Oct-16
Power sensor HP 8481A	SN: MY41000317	07-Oct-15 (No. 217-02223)	in house check: Oct-16
RF generator R&S SMT-06	SN: 100972	15-Jun-15 (in house check Jun-16)	in house check: Oct-16
Network Analyzer HP-8753E	SN: US37393585	18-Oct-01 (in house check Oct-15)	in house check: Oct-16

Calibrated by:	Name: Michael Weber	Function: Laboratory Technician	Signature:
Approved by:	Name: Kajla Pokovic	Function: Technical Manager	Signature:

Issued: August 29, 2016

This calibration certificate shall not be reproduced except in full without written approval of the laboratory.

Certificate No: **D835V2-4d063_Aug16**

Page: 1 of 3

Unless otherwise stated the results shown in this test report refer only to the sample(s) tested and such sample(s) are retained for 90 days only.

除非另有說明，此報告結果僅對測試之樣品負責，同時此樣品僅保留90天。本報告未經本公司書面許可，不可部份複製。

This document is issued by the Company subject to its General Conditions of Service printed overleaf, available on request or accessible at www.sgs.com/terms_and_conditions.htm and, for electronic format documents, subject to Terms and Conditions for Electronic Documents at www.sgs.com/terms_e-document.htm. Attention is drawn to the limitation of liability, indemnification and jurisdiction issues defined therein. Any holder of this document is advised that information contained hereon reflects the Company's findings at the time of its intervention only and within the limits of Client's instructions, if any. The Company's sole responsibility is to its Client and this document does not exonerate parties to a transaction from exercising all their rights and obligations under the transaction documents. This document cannot be reproduced except in full, without prior written approval of the Company. Any unauthorized alteration, forgery or falsification of the content or appearance of this document is unlawful and offenders may be prosecuted to the fullest extent of the law.

SGS Taiwan Ltd.

No.134,Wu Kung Road, New Taipei Industrial Park, Wuku District, New Taipei City, Taiwan 24803/新北市五股區新北產業園區五工路 134 號

台灣檢驗科技股份有限公司

t (886-2) 2299-3279

f (886-2) 2298-0488

www.tw.sgs.com

Member of SGS Group

**Calibration Laboratory of
Schmid & Partner
Engineering AG**
Zughausstrasse 43, 8004 Zurich, Switzerland



S Schweizerischer Kalibrierdienst
C Service suisse d'étalonnage
S Servizio svizzero di taratura
S Swiss Calibration Service

Accredited by the Swiss Accreditation Service (SAS)
The Swiss Accreditation Service is one of the signatories to the EA
Multilateral Agreement for the recognition of calibration certificates

Accreditation No.: **SCS 0108**

Glossary:

TSL tissue simulating liquid
ConvF sensitivity in TSL / NORM x,y,z
N/A not applicable or not measured

Calibration is Performed According to the Following Standards:

- IEEE Std 1528-2013, "IEEE Recommended Practice for Determining the Peak Spatial-Averaged Specific Absorption Rate (SAR) in the Human Head from Wireless Communications Devices: Measurement Techniques", June 2013
- IEC 62209-1, "Procedure to measure the Specific Absorption Rate (SAR) for hand-held devices used in close proximity to the ear (frequency range of 300 MHz to 3 GHz)", February 2005
- IEC 62209-2, "Procedure to determine the Specific Absorption Rate (SAR) for wireless communication devices used in close proximity to the human body (frequency range of 30 MHz to 6 GHz)", March 2010
- KDB 865664, "SAR Measurement Requirements for 100 MHz to 6 GHz"

Additional Documentation:

- DASY4/5 System Handbook

Methods Applied and Interpretation of Parameters:

- Measurement Conditions:** Further details are available from the Validation Report at the end of the certificate. All figures stated in the certificate are valid at the frequency indicated.
- Antenna Parameters with TSL:** The dipole is mounted with the spacer to position its feed point exactly below the center marking of the flat phantom section, with the arms oriented parallel to the body axis.
- Feed Point Impedance and Return Loss:** These parameters are measured with the dipole positioned under the liquid filled phantom. The impedance stated is transformed from the measurement at the SMA connector to the feed point. The Return Loss ensures low reflected power. No uncertainty required.
- Electrical Delay:** One-way delay between the SMA connector and the antenna feed point. No uncertainty required.
- SAR measured:** SAR measured at the stated antenna input power.
- SAR normalized:** SAR as measured, normalized to an input power of 1 W at the antenna connector.
- SAR for nominal TSL parameters:** The measured TSL parameters are used to calculate the nominal SAR result.

The reported uncertainty of measurement is stated as the standard uncertainty of measurement multiplied by the coverage factor $k=2$, which for a normal distribution corresponds to a coverage probability of approximately 95%.

Unless otherwise stated the results shown in this test report refer only to the sample(s) tested and such sample(s) are retained for 90 days only.

除非另有說明，此報告結果僅對測試之樣品負責，同時此樣品僅保留90天。本報告未經本公司書面許可，不可部份複製。

This document is issued by the Company subject to its General Conditions of Service printed overleaf, available on request or accessible at www.sgs.com/terms_and_conditions.htm and, for electronic format documents, subject to Terms and Conditions for Electronic Documents at www.sgs.com/terms_e-document.htm. Attention is drawn to the limitation of liability, indemnification and jurisdiction issues defined therein. Any holder of this document is advised that information contained hereon reflects the Company's findings at the time of its intervention only and within the limits of Client's instructions, if any. The Company's sole responsibility is to its Client and this document does not exonerate parties to a transaction from exercising all their rights and obligations under the transaction documents. This document cannot be reproduced except in full, without prior written approval of the Company. Any unauthorized alteration, forgery or falsification of the content or appearance of this document is unlawful and offenders may be prosecuted to the fullest extent of the law.

Measurement Conditions

DASY system configuration, as far as not given on page 1:

DASY Version	DASY5	V52.8.8
Extrapolation	Advanced Extrapolation	
Phantom	Modular Flat Phantom	
Distance Dipole Center - TSL	±5 mm	with Spacer
Zoom Scan Resolution	dx, dy, dz = 5 mm	
Frequency	835 MHz ± 1 MHz	

Head TSL parameters

The following parameters and calculations were applied:

	Temperature	Permittivity	Conductivity
Nominal Head TSL parameters	22.0 °C	41.5	0.90 mho/m
Measured Head TSL parameters	(22.0 ± 0.2) °C	42.1 ± 6 %	0.93 mho/m ± 6 %
Head TSL temperature change during test	< 0.5 °C	—	—

SAR result with Head TSL

SAR averaged over 1 cm ³ (1 g) of Head TSL	Condition	
SAR measured	250 mW input power	2.40 W/kg
SAR for nominal Head TSL parameters	normalized to 1W	9.40 W/kg ± 17.0 % (k=2)

SAR averaged over 10 cm ³ (10 g) of Head TSL	condition	
SAR measured	250 mW input power	1.54 W/kg
SAR for nominal Head TSL parameters	normalized to 1W	6.05 W/kg ± 16.5 % (k=2)

Body TSL parameters

The following parameters and calculations were applied:

	Temperature	Permittivity	Conductivity
Nominal Body TSL parameters	22.0 °C	55.2	0.97 mho/m
Measured Body TSL parameters	(22.0 ± 0.2) °C	54.7 ± 6 %	1.01 mho/m ± 6 %
Body TSL temperature change during test	< 0.5 °C	—	—

SAR result with Body TSL

SAR averaged over 1 cm ³ (1 g) of Body TSL	Condition	
SAR measured	250 mW input power	2.47 W/kg
SAR for nominal Body TSL parameters	normalized to 1W	9.57 W/kg ± 17.0 % (k=2)

SAR averaged over 10 cm ³ (10 g) of Body TSL	condition	
SAR measured	250 mW input power	1.61 W/kg
SAR for nominal Body TSL parameters	normalized to 1W	6.28 W/kg ± 16.5 % (k=2)

Unless otherwise stated the results shown in this test report refer only to the sample(s) tested and such sample(s) are retained for 90 days only.

除非另有說明，此報告結果僅對測試之樣品負責，同時此樣品僅保留90天。本報告未經本公司書面許可，不可部份複製。

This document is issued by the Company subject to its General Conditions of Service printed overleaf, available on request or accessible at www.sgs.com/terms_and_conditions.htm and, for electronic format documents, subject to Terms and Conditions for Electronic Documents at www.sgs.com/terms_e-document.htm. Attention is drawn to the limitation of liability, indemnification and jurisdiction issues defined therein. Any holder of this document is advised that information contained hereon reflects the Company's findings at the time of its intervention only and within the limits of Client's instructions, if any. The Company's sole responsibility is to its Client and this document does not exonerate parties to a transaction from exercising all their rights and obligations under the transaction documents. This document cannot be reproduced except in full, without prior written approval of the Company. Any unauthorized alteration, forgery or falsification of the content or appearance of this document is unlawful and offenders may be prosecuted to the fullest extent of the law.

Appendix (Additional assessments outside the scope of SCS 0108)

Antenna Parameters with Head TSL

Impedance, transformed to feed point	51.2 Ω - 2.8 $\mu\Omega$
Return Loss	- 30.3 dB

Antenna Parameters with Body TSL

Impedance, transformed to feed point	47.3 Ω - 5.5 $\mu\Omega$
Return Loss	- 24.0 dB

General Antenna Parameters and Design

Electrical Delay (one direction)	1.392 ns
----------------------------------	----------

After long term use with 100W radiated power, only a slight warming of the dipole near the feedpoint can be measured

The dipole is made of standard semirigid coaxial cable. The center conductor of the feeding line is directly connected to the second arm of the dipole. The antenna is therefore short-circuited for DC-signals. On some of the dipoles, small end caps are added to the dipole arms in order to improve matching when loaded according to the position as explained in the "Measurement Conditions" paragraph. The SAR data are not affected by this change. The overall dipole length is still according to the Standard.

No excessive force must be applied to the dipole arms, because they might bend or the soldered connections near the feedpoint may be damaged.

Additional EUT Data

Manufactured by	SPEAG
Manufactured on	November 27, 2006

Unless otherwise stated the results shown in this test report refer only to the sample(s) tested and such sample(s) are retained for 90 days only.

除非另有說明，此報告結果僅對測試之樣品負責，同時此樣品僅保留90天。本報告未經本公司書面許可，不可部份複製。

This document is issued by the Company subject to its General Conditions of Service printed overleaf, available on request or accessible at www.sgs.com/terms_and_conditions.htm and, for electronic format documents, subject to Terms and Conditions for Electronic Documents at www.sgs.com/terms_e-document.htm. Attention is drawn to the limitation of liability, indemnification and jurisdiction issues defined therein. Any holder of this document is advised that information contained hereon reflects the Company's findings at the time of its intervention only and within the limits of Client's instructions, if any. The Company's sole responsibility is to its Client and this document does not exonerate parties to a transaction from exercising all their rights and obligations under the transaction documents. This document cannot be reproduced except in full, without prior written approval of the Company. Any unauthorized alteration, forgery or falsification of the content or appearance of this document is unlawful and offenders may be prosecuted to the fullest extent of the law.

DASY5 Validation Report for Head TSL

Date: 25.08.2016

Test Laboratory: SPEAG, Zurich, Switzerland

DUT: Dipole 835 MHz; Type: D835V2; Serial: D835V2 - SN:4d063

Communication System: UID 0 - CW; Frequency: 835 MHz

Medium parameters used: $f = 835 \text{ MHz}$; $\sigma = 0.93 \text{ S/m}$; $\epsilon_r = 42$; $\rho = 1000 \text{ kg/m}^3$

Phantom section: Flat Section

Measurement Standard: DASY5 (IEEE/IEC/ANSI C63.19-2011)

DASY52 Configuration:

- Probe: EX3DV4 - SN7349; ConvF(9.72, 9.72, 9.72); Calibrated: 15.06.2016;
- Sensor-Surface: 1.4mm (Mechanical Surface Detection)
- Electronics: DAE4 Sn601; Calibrated: 30.12.2015
- Phantom: Flat Phantom 4.9L; Type: QD000P49AA; Serial: 1001
- DASY52 52.8.8(1258); SEMCAD X 14.6.10(7372)

Dipole Calibration for Head Tissue/Pin=250 mW, d=15mm/Zoom Scan (7x7x7)/Cube 0:


Measurement grid: dx=5mm, dy=5mm, dz=5mm

Reference Value = 61.75 V/m; Power Drift = 0.03 dB

Peak SAR (extrapolated) = 3.65 W/kg

SAR(1 g) = 2.4 W/kg; SAR(10 g) = 1.54 W/kg

Maximum value of SAR (measured) = 3.24 W/kg

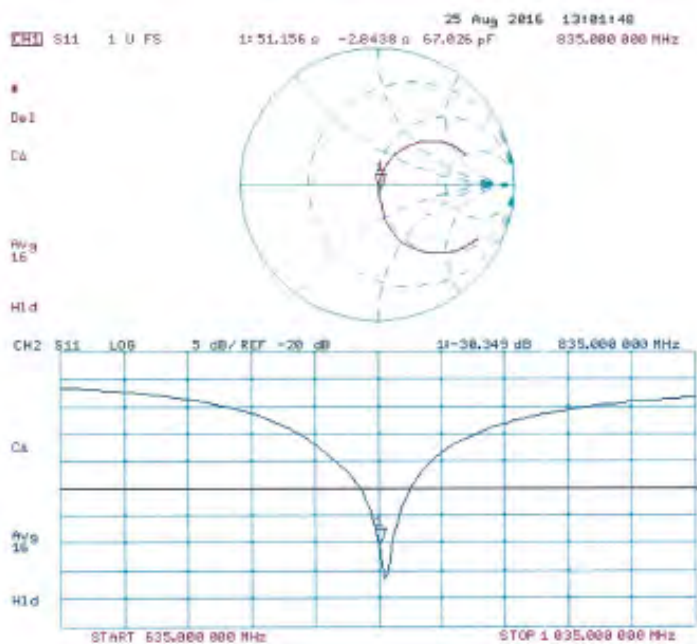


Unless otherwise stated the results shown in this test report refer only to the sample(s) tested and such sample(s) are retained for 90 days only.

除非另有說明，此報告結果僅對測試之樣品負責，同時此樣品僅保留90天。本報告未經本公司書面許可，不可部份複製。

This document is issued by the Company subject to its General Conditions of Service printed overleaf, available on request or accessible at www.sgs.com/terms_and_conditions.htm and, for electronic format documents, subject to Terms and Conditions for Electronic Documents at www.sgs.com/terms_e-document.htm. Attention is drawn to the limitation of liability, indemnification and jurisdiction issues defined therein. Any holder of this document is advised that information contained hereon reflects the Company's findings at the time of its intervention only and within the limits of Client's instructions, if any. The Company's sole responsibility is to its Client and this document does not exonerate parties to a transaction from exercising all their rights and obligations under the transaction documents. This document cannot be reproduced except in full, without prior written approval of the Company. Any unauthorized alteration, forgery or falsification of the content or appearance of this document is unlawful and offenders may be prosecuted to the fullest extent of the law.

Impedance Measurement Plot for Head TSL



Unless otherwise stated the results shown in this test report refer only to the sample(s) tested and such sample(s) are retained for 90 days only.

除非另有說明，此報告結果僅對測試之樣品負責，同時此樣品僅保留90天。本報告未經本公司書面許可，不可部份複製。

This document is issued by the Company subject to its General Conditions of Service printed overleaf, available on request or accessible at www.sgs.com/terms_and_conditions.htm and, for electronic format documents, subject to Terms and Conditions for Electronic Documents at www.sgs.com/terms_e-document.htm. Attention is drawn to the limitation of liability, indemnification and jurisdiction issues defined therein. Any holder of this document is advised that information contained hereon reflects the Company's findings at the time of its intervention only and within the limits of Client's instructions, if any. The Company's sole responsibility is to its Client and this document does not exonerate parties to a transaction from exercising all their rights and obligations under the transaction documents. This document cannot be reproduced except in full, without prior written approval of the Company. Any unauthorized alteration, forgery or falsification of the content or appearance of this document is unlawful and offenders may be prosecuted to the fullest extent of the law.

DASY5 Validation Report for Body TSL

Date: 25.08.2016

Test Laboratory: SPEAG, Zurich, Switzerland

DUT: Dipole 835 MHz; Type: D835V2; Serial: D835V2 - SN:4d063

Communication System: UID 0 - CW; Frequency: 835 MHz

Medium parameters used: $f = 835 \text{ MHz}$; $\sigma = 1.01 \text{ S/m}$; $\epsilon_r = 54.7$; $\rho = 1000 \text{ kg/m}^3$

Phantom section: Flat Section

Measurement Standard: DASY5 (IEEE/IEC/ANSI C63.19-2011)

DASY52 Configuration:

- Probe: EX3DV4 - SN7349; ConvF(9.73, 9.73, 9.73); Calibrated: 15.06.2016;
- Sensor-Surface: 1.4mm (Mechanical Surface Detection)
- Electronics: DAE4 Sn601; Calibrated: 30.12.2015
- Phantom: Flat Phantom 4.9L; Type: QD000P49AA; Serial: 1001
- DASY52 52.8.8(1258); SEMCAD X 14.6.10(7372)

Dipole Calibration for Body Tissue/Pin=250 mW, d=15mm/Zoom Scan (7x7x7)/Cube 0:

Measurement grid: dx=5mm, dy=5mm, dz=5mm

Reference Value = 59.83 V/m; Power Drift = -0.00 dB

Peak SAR (extrapolated) = 3.63 W/kg

SAR(1 g) = 2.47 W/kg; SAR(10 g) = 1.61 W/kg

Maximum value of SAR (measured) = 3.25 W/kg

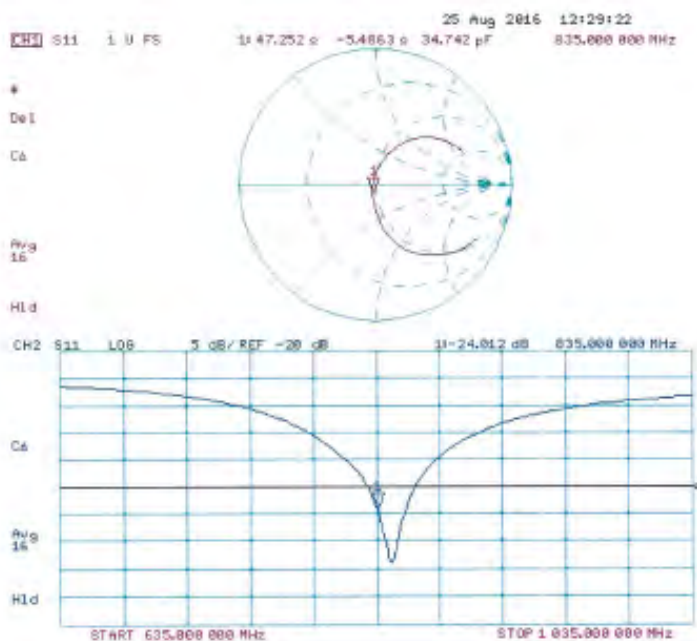


Unless otherwise stated the results shown in this test report refer only to the sample(s) tested and such sample(s) are retained for 90 days only.

除非另有說明，此報告結果僅對測試之樣品負責，同時此樣品僅保留90天。本報告未經本公司書面許可，不可部份複製。

This document is issued by the Company subject to its General Conditions of Service printed overleaf, available on request or accessible at www.sgs.com/terms_and_conditions.htm and, for electronic format documents, subject to Terms and Conditions for Electronic Documents at www.sgs.com/terms_e-document.htm. Attention is drawn to the limitation of liability, indemnification and jurisdiction issues defined therein. Any holder of this document is advised that information contained hereon reflects the Company's findings at the time of its intervention only and within the limits of Client's instructions, if any. The Company's sole responsibility is to its Client and this document does not exonerate parties to a transaction from exercising all their rights and obligations under the transaction documents. This document cannot be reproduced except in full, without prior written approval of the Company. Any unauthorized alteration, forgery or falsification of the content or appearance of this document is unlawful and offenders may be prosecuted to the fullest extent of the law.

Impedance Measurement Plot for Body TSL



Unless otherwise stated the results shown in this test report refer only to the sample(s) tested and such sample(s) are retained for 90 days only.

除非另有說明，此報告結果僅對測試之樣品負責，同時此樣品僅保留90天。本報告未經本公司書面許可，不可部份複製。

This document is issued by the Company subject to its General Conditions of Service printed overleaf, available on request or accessible at www.sgs.com/terms_and_conditions.htm and, for electronic format documents, subject to Terms and Conditions for Electronic Documents at www.sgs.com/terms_e-document.htm. Attention is drawn to the limitation of liability, indemnification and jurisdiction issues defined therein. Any holder of this document is advised that information contained hereon reflects the Company's findings at the time of its intervention only and within the limits of Client's instructions, if any. The Company's sole responsibility is to its Client and this document does not exonerate parties to a transaction from exercising all their rights and obligations under the transaction documents. This document cannot be reproduced except in full, without prior written approval of the Company. Any unauthorized alteration, forgery or falsification of the content or appearance of this document is unlawful and offenders may be prosecuted to the fullest extent of the law.

**Calibration Laboratory of
Schmid & Partner
Engineering AG**
Zeughausstrasse 43, 8004 Zurich, Switzerland



S Schweizerischer Kalibrierdienst
C Service suisse d'étalonnage
S Servizio svizzero di taratura
S Swiss Calibration Service

Accredited by the Swiss Accreditation Service (SAS)
The Swiss Accreditation Service is one of the signatories to the EA
Multilateral Agreement for the recognition of calibration certificates

Accreditation No.: SCS 0108

Client **Auden**

Certificate No: D835V2-4d120_Jul17

CALIBRATION CERTIFICATE

Object **D835V2 - SN:4d120**

Calibration procedure(s) **QA CAL-05.v9**
Calibration procedure for dipole validation kits above 700 MHz

Calibration date: **July 03, 2017**

This calibration certificate documents the traceability to national standards, which realize the physical units of measurements (SI).
The measurements and the uncertainties with confidence probability are given on the following pages and are part of the certificate.

All calibrations have been conducted in the closed laboratory facility: environment temperature (22 ± 3)°C and humidity = 70%.

Calibration Equipment used (MATE critical for calibration)

Primary Standards	ID #	Cal Date (Certificate No.)	Scheduled Calibration
Power meter NRP	SN: 104778	04-Apr-17 (No. 217-02521/02522)	Apr-18
Power sensor NRP-Z91	SN: 103244	04-Apr-17 (No. 217-02521)	Apr-18
Power sensor NRP-Z91	SN: 103245	04-Apr-17 (No. 217-02522)	Apr-18
Reference 20 dB Attenuator	SN: 5058 (20k)	07-Apr-17 (No. 217-02528)	Apr-18
Type-N mismatch combination	SN: 5047.2 / 06327	07-Apr-17 (No. 217-02529)	Apr-18
Reference Probe EX3DV4	SN: 7349	31-May-17 (No. EX3-7349_May17)	May-18
DAE4	SN: 601	28-Mar-17 (No. DAE4-601_Mar17)	Mar-18
Secondary Standards	ID #	Check Date (in house)	Scheduled Check
Power meter EPM-442A	SN: 6837490704	07-Oct-15 (in house check Oct-16)	In house check: Oct-18
Power sensor HP 8481A	SN: US37292783	07-Oct-15 (in house check Oct-16)	In house check: Oct-18
Power sensor HP 8481A	SN: MY41002317	07-Oct-15 (in house check Oct-16)	In house check: Oct-18
RF generator R&S SMF-06	SN: 106972	15-Jan-15 (in house check Oct-16)	In house check: Oct-18
Network Analyzer HP 8753E	SN: US37390585	18-Oct-01 (in house check Oct-16)	In house check: Oct-17

Calibrated by: **Jeton Kaspari** (Name) **Laboratory Technician** (Function)  (Signature)

Approved by: **Katja Pokovic** (Name) **Technical Manager** (Function)  (Signature)

Issued: July 3, 2017

This calibration certificate shall not be reproduced except in full without written approval of the laboratory.

Certificate No: D835V2-4d120_Jul17

Page 1 of 5

Unless otherwise stated the results shown in this test report refer only to the sample(s) tested and such sample(s) are retained for 90 days only.

除非另有說明，此報告結果僅對測試之樣品負責，同時此樣品僅保留90天。本報告未經本公司書面許可，不可部份複製。

This document is issued by the Company subject to its General Conditions of Service printed overleaf, available on request or accessible at www.sgs.com/terms_and_conditions.htm and, for electronic format documents, subject to Terms and Conditions for Electronic Documents at www.sgs.com/terms_e-document.htm. Attention is drawn to the limitation of liability, indemnification and jurisdiction issues defined therein. Any holder of this document is advised that information contained hereon reflects the Company's findings at the time of its intervention only and within the limits of Client's instructions, if any. The Company's sole responsibility is to its Client and this document does not exonerate parties to a transaction from exercising all their rights and obligations under the transaction documents. This document cannot be reproduced except in full, without prior written approval of the Company. Any unauthorized alteration, forgery or falsification of the content or appearance of this document is unlawful and offenders may be prosecuted to the fullest extent of the law.

SGS Taiwan Ltd.

No.134,Wu Kung Road, New Taipei Industrial Park, Wuku District, New Taipei City, Taiwan 24803/新北市五股區新北產業園區五工路 134 號

台灣檢驗科技股份有限公司

t (886-2) 2299-3279

f (886-2) 2298-0488

www.tw.sgs.com

Member of SGS Group

Calibration Laboratory of
Schmid & Partner
Engineering AG
Zeughausstrasse 43, 8004 Zurich, Switzerland



S Schweizerischer Kalibrierdienst
C Service suisse d'étalonnage
S Servizio svizzero di taratura
S Swiss Calibration Service

Accredited by the Swiss Accreditation Service (SAS)
The Swiss Accreditation Service is one of the signatories to the EA
Multilateral Agreement for the recognition of calibration certificates

Accreditation No.: SCS 0106

Glossary:

TSL tissue simulating liquid
ConvF sensitivity in TSL / NORM x,y,z
N/A not applicable or not measured

Calibration is Performed According to the Following Standards:

- IEEE Std 1528-2013, "IEEE Recommended Practice for Determining the Peak Spatial-Averaged Specific Absorption Rate (SAR) in the Human Head from Wireless Communications Devices: Measurement Techniques", June 2013
- IEC 62209-1, "Measurement procedure for the assessment of Specific Absorption Rate (SAR) from hand-held and body-mounted devices used next to the ear (frequency range of 300 MHz to 6 GHz)", July 2016
- IEC 62209-2, "Procedure to determine the Specific Absorption Rate (SAR) for wireless communication devices used in close proximity to the human body (frequency range of 30 MHz to 6 GHz)", March 2010
- KDB 865664, "SAR Measurement Requirements for 100 MHz to 6 GHz"

Additional Documentation:

- DASY4/5 System Handbook

Methods Applied and Interpretation of Parameters:

- Measurement Conditions:** Further details are available from the Validation Report at the end of the certificate. All figures stated in the certificate are valid at the frequency indicated.
- Antenna Parameters with TSL:** The dipole is mounted with the spacer to position its feed point exactly below the center marking of the flat phantom section, with the arms oriented parallel to the body axis.
- Feed Point Impedance and Return Loss:** These parameters are measured with the dipole positioned under the liquid filled phantom. The impedance stated is transformed from the measurement at the SMA connector to the feed point. The Return Loss ensures low reflected power. No uncertainty required.
- Electrical Delay:** One-way delay between the SMA connector and the antenna feed point. No uncertainty required.
- SAR measured:** SAR measured at the stated antenna input power.
- SAR normalized:** SAR as measured, normalized to an input power of 1 W at the antenna connector.
- SAR for nominal TSL parameters:** The measured TSL parameters are used to calculate the nominal SAR result.

The reported uncertainty of measurement is stated as the standard uncertainty of measurement multiplied by the coverage factor $k=2$, which for a normal distribution corresponds to a coverage probability of approximately 95%.

Certificate No: 085575-40120-0017

Page 2 of 6

Unless otherwise stated the results shown in this test report refer only to the sample(s) tested and such sample(s) are retained for 90 days only.

除非另有說明，此報告結果僅對測試之樣品負責，同時此樣品僅保留90天。本報告未經本公司書面許可，不可部份複製。

This document is issued by the Company subject to its General Conditions of Service printed overleaf, available on request or accessible at www.sgs.com/terms_and_conditions.htm and, for electronic format documents, subject to Terms and Conditions for Electronic Documents at www.sgs.com/terms_e-document.htm. Attention is drawn to the limitation of liability, indemnification and jurisdiction issues defined therein. Any holder of this document is advised that information contained hereon reflects the Company's findings at the time of its intervention only and within the limits of Client's instructions, if any. The Company's sole responsibility is to its Client and this document does not exonerate parties to a transaction from exercising all their rights and obligations under the transaction documents. This document cannot be reproduced except in full, without prior written approval of the Company. Any unauthorized alteration, forgery or falsification of the content or appearance of this document is unlawful and offenders may be prosecuted to the fullest extent of the law.

SGS Taiwan Ltd.

No.134,Wu Kung Road, New Taipei Industrial Park, Wuku District, New Taipei City, Taiwan 24803/新北市五股區新北產業園區五工路 134 號

台灣檢驗科技股份有限公司

t (886-2) 2299-3279

f (886-2) 2298-0488

www.tw.sgs.com

Member of SGS Group

Measurement Conditions

DASY system configuration, as far as not given on page 1.

DASY Version	DASY5	V52.10.0
Extrapolation	Advanced Extrapolation	
Phantom	Modular Flat Phantom	
Distance Dipole Center - TSL	15 mm	with Spacer
Zoom Scan Resolution	dx, dy, dz = 5 mm	
Frequency	835 MHz \pm 1 MHz	

Head TSL parameters

The following parameters and calculations were applied:

	Temperature	Permittivity	Conductivity
Nominal Head TSL parameters	22.0 °C	41.5	0.90 mho/m
Measured Head TSL parameters	(22.0 \pm 0.2) °C	41.0 \pm 6 %	0.93 mho/m \pm 6 %
Head TSL temperature change during test	< 0.5 °C	—	—

SAR result with Head TSL

SAR averaged over 1 cm ³ (1 g) of Head TSL	Condition	
SAR measured	250 mW input power	2.44 W/kg
SAR for nominal Head TSL parameters	normalized to 1W	9.50 W/kg \pm 17.0 % (k=2)

SAR averaged over 10 cm ³ (10 g) of Head TSL	condition	
SAR measured	250 mW input power	1.58 W/kg
SAR for nominal Head TSL parameters	normalized to 1W	6.19 W/kg \pm 16.5 % (k=2)

Body TSL parameters

The following parameters and calculations were applied:

	Temperature	Permittivity	Conductivity
Nominal Body TSL parameters	22.0 °C	55.2	0.97 mho/m
Measured Body TSL parameters	(22.0 \pm 0.2) °C	54.7 \pm 6 %	1.00 mho/m \pm 6 %
Body TSL temperature change during test	< 0.5 °C	—	—

SAR result with Body TSL

SAR averaged over 1 cm ³ (1 g) of Body TSL	Condition	
SAR measured	250 mW input power	2.48 W/kg
SAR for nominal Body TSL parameters	normalized to 1W	9.68 W/kg \pm 17.0 % (k=2)

SAR averaged over 10 cm ³ (10 g) of Body TSL	condition	
SAR measured	250 mW input power	1.62 W/kg
SAR for nominal Body TSL parameters	normalized to 1W	6.36 W/kg \pm 16.5 % (k=2)

Unless otherwise stated the results shown in this test report refer only to the sample(s) tested and such sample(s) are retained for 90 days only.

除非另有說明，此報告結果僅對測試之樣品負責，同時此樣品僅保留90天。本報告未經本公司書面許可，不可部份複製。

This document is issued by the Company subject to its General Conditions of Service printed overleaf, available on request or accessible at www.sgs.com/terms_and_conditions.htm and, for electronic format documents, subject to Terms and Conditions for Electronic Documents at www.sgs.com/terms_e-document.htm. Attention is drawn to the limitation of liability, indemnification and jurisdiction issues defined therein. Any holder of this document is advised that information contained hereon reflects the Company's findings at the time of its intervention only and within the limits of Client's instructions, if any. The Company's sole responsibility is to its Client and this document does not exonerate parties to a transaction from exercising all their rights and obligations under the transaction documents. This document cannot be reproduced except in full, without prior written approval of the Company. Any unauthorized alteration, forgery or falsification of the content or appearance of this document is unlawful and offenders may be prosecuted to the fullest extent of the law.

Appendix (Additional assessments outside the scope of SCS 0108)**Antenna Parameters with Head TSL**

Impedance, transformed to feed point	51.2 Ω - 2.3 jΩ
Return Loss	-31.7 dB

Antenna Parameters with Body TSL

Impedance, transformed to feed point	48.3 Ω - 4.7 jΩ
Return Loss	-35.9 dB

General Antenna Parameters and Design

Electrical Delay (one direction)	1.397 ns
----------------------------------	----------

After long term use with 100W radiated power, only a slight warming of the dipole near the feedpoint can be measured.

The dipole is made of standard semirigid coaxial cable. The center conductor of the feeding line is directly connected to the second arm of the dipole. The antenna is therefore short-circuited for DC-signals. On some of the dipoles, small end caps are added to the dipole arms in order to improve matching when loaded according to the position as explained in the "Measurement Conditions" paragraph. The SAR data are not affected by this change. The overall dipole length is still according to the Standard.

No excessive force must be applied to the dipole arms, because they might bend or the soldered connections near the feedpoint may be damaged.

Additional EUT Data

Manufactured by	SPEAG
Manufactured on	June 29, 2010

Unless otherwise stated the results shown in this test report refer only to the sample(s) tested and such sample(s) are retained for 90 days only.

除非另有說明，此報告結果僅對測試之樣品負責，同時此樣品僅保留90天。本報告未經本公司書面許可，不可部份複製。

This document is issued by the Company subject to its General Conditions of Service printed overleaf, available on request or accessible at www.sgs.com/terms_and_conditions.htm and, for electronic format documents, subject to Terms and Conditions for Electronic Documents at www.sgs.com/terms_e-document.htm. Attention is drawn to the limitation of liability, indemnification and jurisdiction issues defined therein. Any holder of this document is advised that information contained hereon reflects the Company's findings at the time of its intervention only and within the limits of Client's instructions, if any. The Company's sole responsibility is to its Client and this document does not exonerate parties to a transaction from exercising all their rights and obligations under the transaction documents. This document cannot be reproduced except in full, without prior written approval of the Company. Any unauthorized alteration, forgery or falsification of the content or appearance of this document is unlawful and offenders may be prosecuted to the fullest extent of the law.

DASY5 Validation Report for Head TSL

Date: 03.07.2017

Test Laboratory: SPEAG, Zurich, Switzerland

DUT: Dipole 835 MHz; Type: D835V2; Serial: D835V2 - SN:4d120

Communication System: UID 0 - CW; Frequency: 835 MHz

Medium parameters used: $f = 835 \text{ MHz}$; $\sigma = 0.93 \text{ S/m}$; $\epsilon_r = 41$; $\rho = 1000 \text{ kg/m}^3$

Phantom section: Flat Section

Measurement Standard: DASY5 (IEEE/IEC/ANSI C63.19-2011)

DASY52 Configuration:

- Probe: EX3DV4 - SN7349; ConyF(10.07, 10.07, 10.07); Calibrated: 31.05.2017;
- Sensor-Surface: 1.4mm (Mechanical Surface Detection)
- Electronics: DAE4 Sn601; Calibrated: 28.03.2017
- Phantom: Flat Phantom 4.9 (front); Type: QD 00L P49 AA; Serial: 1001
- DASY52 52.10.0(1446); SEMCAD X 14.6.10(7417)

Dipole Calibration for Head Tissue/Pin=250 mW, d=15mm/Zoom Scan (7x7x7)/Cube 0:


Measurement grid: dx=5mm, dy=5mm, dz=5mm

Reference Value = 62.12 V/m; Power Drift = 0.01 dB

Peak SAR (extrapolated) = 3.77 W/kg

SAR(1 g) = 2.44 W/kg; SAR(10 g) = 1.58 W/kg

Maximum value of SAR (measured) = 3.31 W/kg



Certificate No: D835V2-4d120_jul17

Page 5 of 8

Unless otherwise stated the results shown in this test report refer only to the sample(s) tested and such sample(s) are retained for 90 days only.

除非另有說明，此報告結果僅對測試之樣品負責，同時此樣品僅保留90天。本報告未經本公司書面許可，不可部份複製。

This document is issued by the Company subject to its General Conditions of Service printed overleaf, available on request or accessible at www.sgs.com/terms_and_conditions.htm and, for electronic format documents, subject to Terms and Conditions for Electronic Documents at www.sgs.com/terms_e-document.htm. Attention is drawn to the limitation of liability, indemnification and jurisdiction issues defined therein. Any holder of this document is advised that information contained hereon reflects the Company's findings at the time of its intervention only and within the limits of Client's instructions, if any. The Company's sole responsibility is to its Client and this document does not exonerate parties to a transaction from exercising all their rights and obligations under the transaction documents. This document cannot be reproduced except in full, without prior written approval of the Company. Any unauthorized alteration, forgery or falsification of the content or appearance of this document is unlawful and offenders may be prosecuted to the fullest extent of the law.

SGS Taiwan Ltd.

台灣檢驗科技股份有限公司

No.134,Wu Kung Road, New Taipei Industrial Park, Wuku District, New Taipei City, Taiwan 24803/新北市五股區新北產業園區五工路 134 號

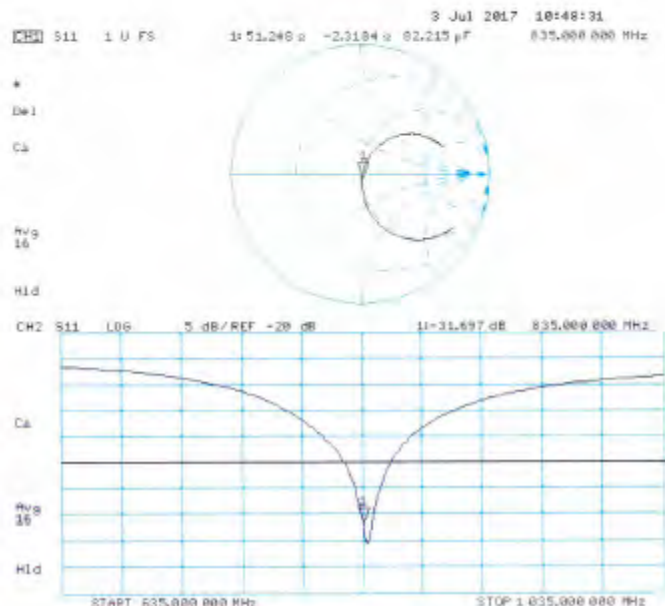
t (886-2) 2299-3279

f (886-2) 2298-0488

www.tw.sgs.com

Member of SGS Group

Impedance Measurement Plot for Head TSL



Certificate No: D635V2-4d120_Jul17

Page 6 of 8

Unless otherwise stated the results shown in this test report refer only to the sample(s) tested and such sample(s) are retained for 90 days only.

除非另有說明，此報告結果僅對測試之樣品負責，同時此樣品僅保留90天。本報告未經本公司書面許可，不可部份複製。

This document is issued by the Company subject to its General Conditions of Service printed overleaf, available on request or accessible at www.sgs.com/terms_and_conditions.htm and, for electronic format documents, subject to Terms and Conditions for Electronic Documents at www.sgs.com/terms_e-document.htm. Attention is drawn to the limitation of liability, indemnification and jurisdiction issues defined therein. Any holder of this document is advised that information contained hereon reflects the Company's findings at the time of its intervention only and within the limits of Client's instructions, if any. The Company's sole responsibility is to its Client and this document does not exonerate parties to a transaction from exercising all their rights and obligations under the transaction documents. This document cannot be reproduced except in full, without prior written approval of the Company. Any unauthorized alteration, forgery or falsification of the content or appearance of this document is unlawful and offenders may be prosecuted to the fullest extent of the law.

SGS Taiwan Ltd.

No.134,Wu Kung Road, New Taipei Industrial Park, Wuku District, New Taipei City, Taiwan 24803/新北市五股區新北產業園區五工路 134 號

台灣檢驗科技股份有限公司

t (886-2) 2299-3279

f (886-2) 2298-0488

www.tw.sgs.com

Member of SGS Group

DASY5 Validation Report for Body TSL

Date: 03.07.2017

Test Laboratory: SPEAG, Zurich, Switzerland

DUT: Dipole 835 MHz; Type: D835V2; Serial: D835V2 - SN:4d120

Communication System: UID 0 - CW; Frequency: 835 MHz

Medium parameters used: $f = 835 \text{ MHz}$; $\sigma = 1 \text{ S/m}$; $\epsilon_r = 54.7$; $\rho = 1000 \text{ kg/m}^3$

Phantom section: Flat Section

Measurement Standard: DASY5 (IEEE/IEC/ANSI C63.19-2011)

DASY52 Configuration:

- Probe: EX3DV4 - SN7349; ConvF(10.2, 10.2, 10.2); Calibrated: 31.05.2017;
- Sensor-Surface: 1.4mm (Mechanical Surface Detection)
- Electronics: DAE4 Sn601; Calibrated: 28.03.2017
- Phantom: Flat Phantom 4.9 (Back); Type: QD 00R P49 AA; Serial: 1005
- DASY52 52.10.0(1446); SEMCAD X 14.6.10(7417)

Dipole Calibration for Body Tissue/Pin=250 mW, d=15mm/Zoom Scan (7x7x7)/Cube 0:


Measurement grid: dx=5mm, dy=5mm, dz=5mm

Reference Value = 60.53 V/m; Power Drift = -0.08 dB

Peak SAR (extrapolated) = 3.75 W/kg

SAR(1 g) = 2.48 W/kg; SAR(10 g) = 1.62 W/kg

Maximum value of SAR (measured) = 3.29 W/kg



Certificate No: D835V2-4d120_Jul17

Page 7 of 8

Unless otherwise stated the results shown in this test report refer only to the sample(s) tested and such sample(s) are retained for 90 days only.

除非另有說明，此報告結果僅對測試之樣品負責，同時此樣品僅保留90天。本報告未經本公司書面許可，不可部份複製。

This document is issued by the Company subject to its General Conditions of Service printed overleaf, available on request or accessible at www.sgs.com/terms_and_conditions.htm and, for electronic format documents, subject to Terms and Conditions for Electronic Documents at www.sgs.com/terms_e-document.htm. Attention is drawn to the limitation of liability, indemnification and jurisdiction issues defined therein. Any holder of this document is advised that information contained hereon reflects the Company's findings at the time of its intervention only and within the limits of Client's instructions, if any. The Company's sole responsibility is to its Client and this document does not exonerate parties to a transaction from exercising all their rights and obligations under the transaction documents. This document cannot be reproduced except in full, without prior written approval of the Company. Any unauthorized alteration, forgery or falsification of the content or appearance of this document is unlawful and offenders may be prosecuted to the fullest extent of the law.

SGS Taiwan Ltd.

台灣檢驗科技股份有限公司

No.134,Wu Kung Road, New Taipei Industrial Park, Wuku District, New Taipei City, Taiwan 24803/新北市五股區新北產業園區五工路 134 號

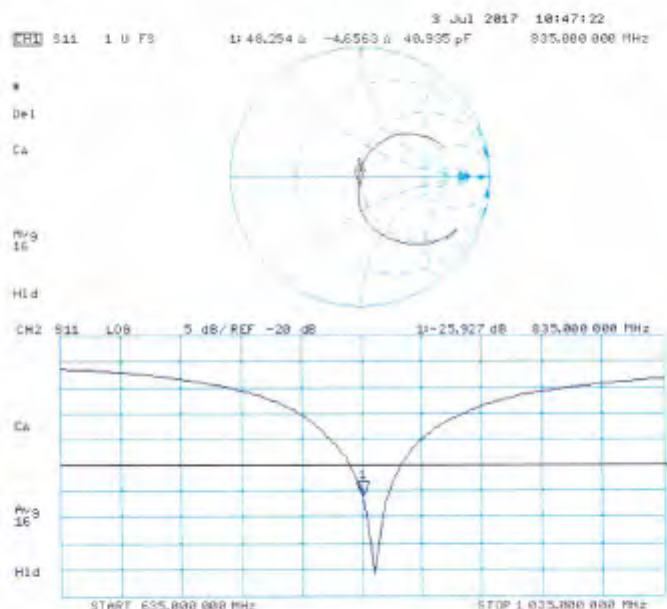
t (886-2) 2299-3279

f (886-2) 2298-0488

www.tw.sgs.com

Member of SGS Group

Impedance Measurement Plot for Body TSL



Certificate No: D835V2-4d120_Jul17

Page 8 of 8

Unless otherwise stated the results shown in this test report refer only to the sample(s) tested and such sample(s) are retained for 90 days only.

除非另有說明，此報告結果僅對測試之樣品負責，同時此樣品僅保留90天。本報告未經本公司書面許可，不可部份複製。

This document is issued by the Company subject to its General Conditions of Service printed overleaf, available on request or accessible at www.sgs.com/terms_and_conditions.htm and, for electronic format documents, subject to Terms and Conditions for Electronic Documents at www.sgs.com/terms_e-document.htm. Attention is drawn to the limitation of liability, indemnification and jurisdiction issues defined therein. Any holder of this document is advised that information contained hereon reflects the Company's findings at the time of its intervention only and within the limits of Client's instructions, if any. The Company's sole responsibility is to its Client and this document does not exonerate parties to a transaction from exercising all their rights and obligations under the transaction documents. This document cannot be reproduced except in full, without prior written approval of the Company. Any unauthorized alteration, forgery or falsification of the content or appearance of this document is unlawful and offenders may be prosecuted to the fullest extent of the law.

SGS Taiwan Ltd.

No.134,Wu Kung Road, New Taipei Industrial Park, Wuku District, New Taipei City, Taiwan 24803/新北市五股區新北產業園區五工路 134 號

台灣檢驗科技股份有限公司

t (886-2) 2299-3279

f (886-2) 2298-0488

www.tw.sgs.com

Member of SGS Group

Calibration Laboratory of
Schmid & Partner
Engineering AG
Zeughausstrasse 43, 8004 Zurich, Switzerland



S Schweizerischer Kalibrierdienst
C Service suisse d'étalonnage
S Servizio svizzero di taratura
S Swiss Calibration Service

Accredited by the Swiss Accreditation Service (SAS)
The Swiss Accreditation Service is one of the signatories to the EA
Multilateral Agreement for the recognition of calibration certificates

Accreditation No.: SCS 0108

Client: SGS-TW (Auden)

Certificate No: D1750V2-1008_Aug16

CALIBRATION CERTIFICATE

Object: D1750V2 - SN:1008

Calibration procedure(s): QA CAL-05.v9
Calibration procedure for dipole validation kits above 700 MHz

Calibration date: August 31, 2016

This calibration certificate documents the traceability to national standards, which realize the physical units of measurements (SI).
The measurements and the uncertainties with confidence probability are given on the following pages and are part of the certificate.

All calibrations have been conducted in the closed laboratory facility: environment temperature $(22 \pm 3)^\circ\text{C}$ and humidity $< 70\%$.

Calibration Equipment used (M&E critical for calibration)

Primary Standards	ID #	Cal Date (Certificate No.)	Scheduled Calibration
Power meter NRP	SN: 104778	06-Apr-16 (No. 217-02288/02289)	Apr-17
Power sensor NRP-Z91	SN: 103244	06-Apr-16 (No. 217-02288)	Apr-17
Power sensor NRP-Z91	SN: 103245	06-Apr-16 (No. 217-02289)	Apr-17
Reference 20 dB Attenuator	SN: 5058 (20k)	06-Apr-16 (No. 217-02292)	Apr-17
Type-N mismatch combination	SN: 5047.2 / 06827	06-Apr-16 (No. 217-02295)	Apr-17
Reference Probe EX3DV4	SN: 7349	15-Jun-16 (No. EX3-7349_Jun16)	Jun-17
DAE4	SN: 601	30-Dec-15 (No. DAE4-601_Dec15)	Dec-16
Secondary Standards	ID #	Check Date (in house)	Scheduled Check
Power meter EPM-442A	SN: GB37480704	07-Oct-15 (No. 217-02222)	In house check: Oct-16
Power sensor HP 8461A	SN: US37292783	07-Oct-15 (No. 217-02222)	In house check: Oct-16
Power sensor HP 8481A	SN: MY41092317	07-Oct-15 (No. 217-02223)	In house check: Oct-16
RF generator R&S SMT-05	SN: 100972	15-Jun-15 (in house check Jun-15)	In house check: Oct-16
Network Analyzer HP 8753E	SN: US37390585	16-Oct-01 (in house check Oct-15)	In house check: Oct-16

	Name	Function	Signature
Calibrated by:	Johannes Kurika	Laboratory Technician	
Approved by:	Katja Pokovic	Technical Manager	

Issued: August 31, 2016

This calibration certificate shall not be reproduced except in full without written approval of the laboratory.

Certificate No: D1750V2-1008_Aug16

Page 1 of 8

Unless otherwise stated the results shown in this test report refer only to the sample(s) tested and such sample(s) are retained for 90 days only.

除非另有說明，此報告結果僅對測試之樣品負責，同時此樣品僅保留90天。本報告未經本公司書面許可，不可部份複製。

This document is issued by the Company subject to its General Conditions of Service printed overleaf, available on request or accessible at www.sgs.com/terms_and_conditions.htm and, for electronic format documents, subject to Terms and Conditions for Electronic Documents at www.sgs.com/terms_e-document.htm. Attention is drawn to the limitation of liability, indemnification and jurisdiction issues defined therein. Any holder of this document is advised that information contained hereon reflects the Company's findings at the time of its intervention only and within the limits of Client's instructions, if any. The Company's sole responsibility is to its Client and this document does not exonerate parties to a transaction from exercising all their rights and obligations under the transaction documents. This document cannot be reproduced except in full, without prior written approval of the Company. Any unauthorized alteration, forgery or falsification of the content or appearance of this document is unlawful and offenders may be prosecuted to the fullest extent of the law.

SGS Taiwan Ltd.

No.134,Wu Kung Road, New Taipei Industrial Park, Wuku District, New Taipei City, Taiwan 24803/新北市五股區新北產業園區五工路 134 號

台灣檢驗科技股份有限公司

t (886-2) 2299-3279

f (886-2) 2298-0488

www.tw.sgs.com

Member of SGS Group

**Calibration Laboratory of
Schmid & Partner
Engineering AG**
Zeughausstrasse 43, 8004 Zurich, Switzerland



S Schweizerischer Kalibrierdienst
C Service suisse d'étalonnage
S Servizio svizzero di taratura
S Swiss Calibration Service

Accredited by the Swiss Accreditation Service (SAS)
The Swiss Accreditation Service is one of the signatories to the EA
Multilateral Agreement for the recognition of calibration certificates

Accreditation No.: **SCS 0108**

Glossary:

TSL tissue simulating liquid
ConvF sensitivity in TSL / NORM x,y,z
N/A not applicable or not measured

Calibration is Performed According to the Following Standards:

- IEEE Std 1528-2013, "IEEE Recommended Practice for Determining the Peak Spatial-Averaged Specific Absorption Rate (SAR) in the Human Head from Wireless Communications Devices: Measurement Techniques", June 2013
- IEC 62209-1, "Procedure to measure the Specific Absorption Rate (SAR) for hand-held devices used in close proximity to the ear (frequency range of 300 MHz to 3 GHz)", February 2005
- IEC 62209-2, "Procedure to determine the Specific Absorption Rate (SAR) for wireless communication devices used in close proximity to the human body (frequency range of 30 MHz to 6 GHz)", March 2010
- KDB 865664, "SAR Measurement Requirements for 100 MHz to 6 GHz"

Additional Documentation:

- DASY4/5 System Handbook

Methods Applied and Interpretation of Parameters:

- Measurement Conditions:** Further details are available from the Validation Report at the end of the certificate. All figures stated in the certificate are valid at the frequency indicated.
- Antenna Parameters with TSL:** The dipole is mounted with the spacer to position its feed point exactly below the center marking of the flat phantom section, with the arms oriented parallel to the body axis.
- Feed Point Impedance and Return Loss:** These parameters are measured with the dipole positioned under the liquid filled phantom. The impedance stated is transformed from the measurement at the SMA connector to the feed point. The Return Loss ensures low reflected power. No uncertainty required.
- Electrical Delay:** One-way delay between the SMA connector and the antenna feed point. No uncertainty required.
- SAR measured:** SAR measured at the stated antenna input power.
- SAR normalized:** SAR as measured, normalized to an input power of 1 W at the antenna connector.
- SAR for nominal TSL parameters:** The measured TSL parameters are used to calculate the nominal SAR result.

The reported uncertainty of measurement is stated as the standard uncertainty of measurement multiplied by the coverage factor $k=2$, which for a normal distribution corresponds to a coverage probability of approximately 95%.

Unless otherwise stated the results shown in this test report refer only to the sample(s) tested and such sample(s) are retained for 90 days only.

除非另有說明，此報告結果僅對測試之樣品負責，同時此樣品僅保留90天。本報告未經本公司書面許可，不可部份複製。

This document is issued by the Company subject to its General Conditions of Service printed overleaf, available on request or accessible at www.sgs.com/terms_and_conditions.htm and, for electronic format documents, subject to Terms and Conditions for Electronic Documents at www.sgs.com/terms_e-document.htm. Attention is drawn to the limitation of liability, indemnification and jurisdiction issues defined therein. Any holder of this document is advised that information contained hereon reflects the Company's findings at the time of its intervention only and within the limits of Client's instructions, if any. The Company's sole responsibility is to its Client and this document does not exonerate parties to a transaction from exercising all their rights and obligations under the transaction documents. This document cannot be reproduced except in full, without prior written approval of the Company. Any unauthorized alteration, forgery or falsification of the content or appearance of this document is unlawful and offenders may be prosecuted to the fullest extent of the law.

Measurement Conditions

DASY system configuration, as far as not given on page 1.

DASY Version	DASY5	V52.8.8
Extrapolation	Advanced Extrapolation	
Phantom	Modular Flat Phantom	
Distance Dipole Center - TSL	10 mm	with Spacer
Zoom Scan Resolution	dx, dy, dz = 5 mm	
Frequency	1750 MHz ± 1 MHz	

Head TSL parameters

The following parameters and calculations were applied.

	Temperature	Permittivity	Conductivity
Nominal Head TSL parameters	22.0 °C	40.1	1.37 mho/m
Measured Head TSL parameters	(22.0 ± 0.2) °C	40.3 ± 6 %	1.37 mho/m ± 6 %
Head TSL temperature change during test	< 0.5 °C	—	—

SAR result with Head TSL

SAR averaged over 1 cm ³ (1 g) of Head TSL	Condition	
SAR measured	250 mW input power	9.28 W/kg
SAR for nominal Head TSL parameters	normalized to 1W	37.2 W/kg ± 17.0 % (k=2)

SAR averaged over 10 cm ³ (10 g) of Head TSL	condition	
SAR measured	250 mW input power	4.90 W/kg
SAR for nominal Head TSL parameters	normalized to 1W	19.6 W/kg ± 16.5 % (k=2)

Body TSL parameters

The following parameters and calculations were applied.

	Temperature	Permittivity	Conductivity
Nominal Body TSL parameters	22.0 °C	53.4	1.49 mho/m
Measured Body TSL parameters	(22.0 ± 0.2) °C	53.1 ± 6 %	1.49 mho/m ± 6 %
Body TSL temperature change during test	< 0.5 °C	—	—

SAR result with Body TSL

SAR averaged over 1 cm ³ (1 g) of Body TSL	Condition	
SAR measured	250 mW input power	9.34 W/kg
SAR for nominal Body TSL parameters	normalized to 1W	37.3 W/kg ± 17.0 % (k=2)

SAR averaged over 10 cm ³ (10 g) of Body TSL	condition	
SAR measured	250 mW input power	4.96 W/kg
SAR for nominal Body TSL parameters	normalized to 1W	19.9 W/kg ± 16.5 % (k=2)

Unless otherwise stated the results shown in this test report refer only to the sample(s) tested and such sample(s) are retained for 90 days only.

除非另有說明，此報告結果僅對測試之樣品負責，同時此樣品僅保留90天。本報告未經本公司書面許可，不可部份複製。

This document is issued by the Company subject to its General Conditions of Service printed overleaf, available on request or accessible at www.sgs.com/terms_and_conditions.htm and, for electronic format documents, subject to Terms and Conditions for Electronic Documents at www.sgs.com/terms_e-document.htm. Attention is drawn to the limitation of liability, indemnification and jurisdiction issues defined therein. Any holder of this document is advised that information contained hereon reflects the Company's findings at the time of its intervention only and within the limits of Client's instructions, if any. The Company's sole responsibility is to its Client and this document does not exonerate parties to a transaction from exercising all their rights and obligations under the transaction documents. This document cannot be reproduced except in full, without prior written approval of the Company. Any unauthorized alteration, forgery or falsification of the content or appearance of this document is unlawful and offenders may be prosecuted to the fullest extent of the law.

Appendix (Additional assessments outside the scope of SCS 0108)

Antenna Parameters with Head TSL

Impedance, transformed to feed point	51.0 Ω - 0.2 j Ω
Return Loss	-40.1 dB

Antenna Parameters with Body TSL

Impedance, transformed to feed point	48.7 Ω - 0.5 j Ω
Return Loss	-29.5 dB

General Antenna Parameters and Design

Electrical Delay (one direction)	1.221 ns
----------------------------------	----------

After long term use with 100W radiated power, only a slight warming of the dipole near the feedpoint can be measured.

The dipole is made of standard semirigid coaxial cable. The center conductor of the feeding line is directly connected to the second arm of the dipole. The antenna is therefore short-circuited for DC-signals. On some of the dipoles, small end caps are added to the dipole arms in order to improve matching when loaded according to the position as explained in the "Measurement Conditions" paragraph. The SAR data are not affected by this change. The overall dipole length is still according to the Standard.

No excessive force must be applied to the dipole arms, because they might bend or the soldered connections near the feedpoint may be damaged.

Additional EUT Data

Manufactured by	SPEAG
Manufactured on	May 27, 2003

Unless otherwise stated the results shown in this test report refer only to the sample(s) tested and such sample(s) are retained for 90 days only.

除非另有說明，此報告結果僅對測試之樣品負責，同時此樣品僅保留90天。本報告未經本公司書面許可，不可部份複製。

This document is issued by the Company subject to its General Conditions of Service printed overleaf, available on request or accessible at www.sgs.com/terms_and_conditions.htm and, for electronic format documents, subject to Terms and Conditions for Electronic Documents at www.sgs.com/terms_e-document.htm. Attention is drawn to the limitation of liability, indemnification and jurisdiction issues defined therein. Any holder of this document is advised that information contained hereon reflects the Company's findings at the time of its intervention only and within the limits of Client's instructions, if any. The Company's sole responsibility is to its Client and this document does not exonerate parties to a transaction from exercising all their rights and obligations under the transaction documents. This document cannot be reproduced except in full, without prior written approval of the Company. Any unauthorized alteration, forgery or falsification of the content or appearance of this document is unlawful and offenders may be prosecuted to the fullest extent of the law.

DASY5 Validation Report for Head TSL

Date: 24.08.2016

Test Laboratory: SPEAG, Zurich, Switzerland

DUT: Dipole 1750 MHz; Type: D1750V2; Serial: D1750V2 - SN:1008

Communication System: UID 0 - CW; Frequency: 1750 MHz

Medium parameters used: $f = 1750$ MHz; $\sigma = 1.37$ S/m; $\epsilon_r = 40.3$; $\rho = 1000$ kg/m³

Phantom section: Flat Section

Measurement Standard: DASY5 (IEEE/IEC/ANSI C63.19-2011)

DASY52 Configuration:

- Probe: EX3DV4 - SN7349; ConvF(8.46, 8.46, 8.46); Calibrated: 15.06.2016;
- Sensor-Surface: 1.4mm (Mechanical Surface Detection)
- Electronics: DAE4 Sn601; Calibrated: 30.12.2015
- Phantom: Flat Phantom 5.0 (front); Type: QD000P50AA; Serial: 1001
- DASY52 52.8(1258); SEMCAD X 14.6.10(7372)

Dipole Calibration for Head Tissue/Pin=250 mW, d=10mm/Zoom Scan (7x7x7)/Cube 0:


Measurement grid: dx=5mm, dy=5mm, dz=5mm

Reference Value = 105.8 V/m; Power Drift = 0.03 dB

Peak SAR (extrapolated) = 17.2 W/kg

SAR(1 g) = 9.28 W/kg; SAR(10 g) = 4.9 W/kg

Maximum value of SAR (measured) = 14.3 W/kg

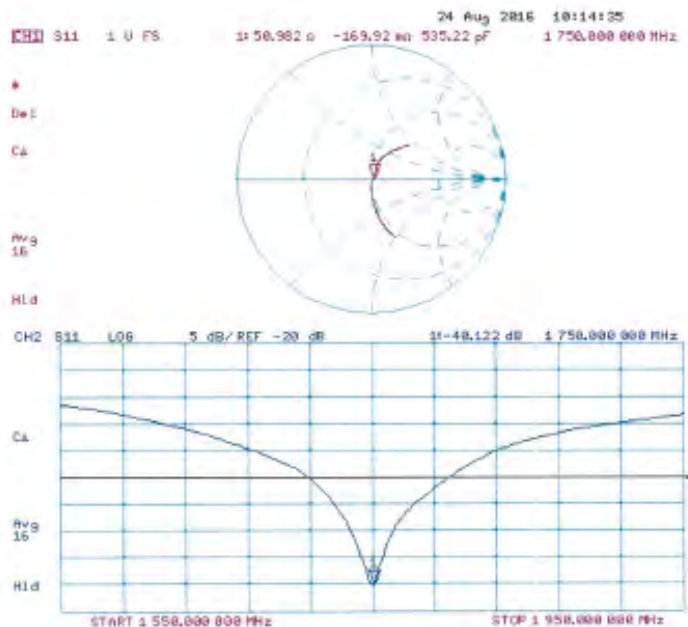


Unless otherwise stated the results shown in this test report refer only to the sample(s) tested and such sample(s) are retained for 90 days only.

除非另有說明，此報告結果僅對測試之樣品負責，同時此樣品僅保留90天。本報告未經本公司書面許可，不可部份複製。

This document is issued by the Company subject to its General Conditions of Service printed overleaf, available on request or accessible at www.sgs.com/terms_and_conditions.htm and, for electronic format documents, subject to Terms and Conditions for Electronic Documents at www.sgs.com/terms_e-document.htm. Attention is drawn to the limitation of liability, indemnification and jurisdiction issues defined therein. Any holder of this document is advised that information contained hereon reflects the Company's findings at the time of its intervention only and within the limits of Client's instructions, if any. The Company's sole responsibility is to its Client and this document does not exonerate parties to a transaction from exercising all their rights and obligations under the transaction documents. This document cannot be reproduced except in full, without prior written approval of the Company. Any unauthorized alteration, forgery or falsification of the content or appearance of this document is unlawful and offenders may be prosecuted to the fullest extent of the law.

Impedance Measurement Plot for Head TSL



Unless otherwise stated the results shown in this test report refer only to the sample(s) tested and such sample(s) are retained for 90 days only.

除非另有說明，此報告結果僅對測試之樣品負責，同時此樣品僅保留90天。本報告未經本公司書面許可，不可部份複製。

This document is issued by the Company subject to its General Conditions of Service printed overleaf, available on request or accessible at www.sgs.com/terms_and_conditions.htm and, for electronic format documents, subject to Terms and Conditions for Electronic Documents at www.sgs.com/terms_e-document.htm. Attention is drawn to the limitation of liability, indemnification and jurisdiction issues defined therein. Any holder of this document is advised that information contained hereon reflects the Company's findings at the time of its intervention only and within the limits of Client's instructions, if any. The Company's sole responsibility is to its Client and this document does not exonerate parties to a transaction from exercising all their rights and obligations under the transaction documents. This document cannot be reproduced except in full, without prior written approval of the Company. Any unauthorized alteration, forgery or falsification of the content or appearance of this document is unlawful and offenders may be prosecuted to the fullest extent of the law.

DASY5 Validation Report for Body TSL

Date: 31.08.2016

Test Laboratory: SPEAG, Zurich, Switzerland

DUT: Dipole 1750 MHz; Type: D1750V2; Serial: D1750V2 - SN:1008

Communication System: UID 0 - CW; Frequency: 1750 MHz

Medium parameters used: $f = 1750$ MHz; $\sigma = 1.49$ S/m; $\epsilon_r = 53.1$; $\rho = 1000$ kg/m³

Phantom section: Flat Section

Measurement Standard: DASY5 (IEEE/IEC/ANSI C63.19-2011)

DASY52 Configuration:

- Probe: EX3DV4 - SN7349; ConvF(8.25, 8.25, 8.25); Calibrated: 15.06.2016;
- Sensor-Surface: 1.4mm (Mechanical Surface Detection)
- Electronics: DAE4 Sn601; Calibrated: 30.12.2015
- Phantom: Flat Phantom 5.0 (back); Type: QD000P50AA; Serial: 1002
- DASY52 52.8.8(1258); SEMCAD X 14.6.10(7372)

Dipole Calibration for Body Tissue/Pin=250 mW, d=10mm/Zoom Scan (7x7x7)/Cube 0:


Measurement grid: dx=5mm, dy=5mm, dz=5mm

Reference Value = 100.8 V/m; Power Drift = -0.02 dB

Peak SAR (extrapolated) = 16.4 W/kg

SAR(1 g) = 9.34 W/kg; SAR(10 g) = 4.98 W/kg

Maximum value of SAR (measured) = 13.9 W/kg

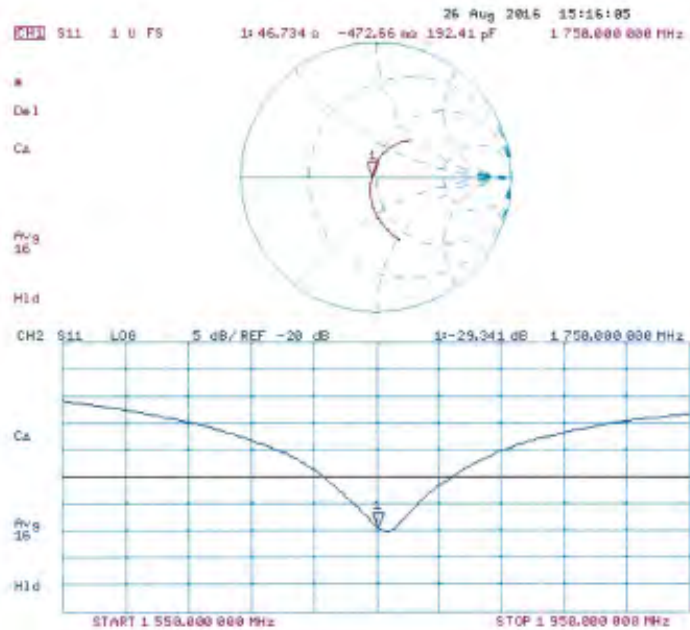


Unless otherwise stated the results shown in this test report refer only to the sample(s) tested and such sample(s) are retained for 90 days only.

除非另有說明，此報告結果僅對測試之樣品負責，同時此樣品僅保留90天。本報告未經本公司書面許可，不可部份複製。

This document is issued by the Company subject to its General Conditions of Service printed overleaf, available on request or accessible at www.sgs.com/terms_and_conditions.htm and, for electronic format documents, subject to Terms and Conditions for Electronic Documents at www.sgs.com/terms_e-document.htm. Attention is drawn to the limitation of liability, indemnification and jurisdiction issues defined therein. Any holder of this document is advised that information contained hereon reflects the Company's findings at the time of its intervention only and within the limits of Client's instructions, if any. The Company's sole responsibility is to its Client and this document does not exonerate parties to a transaction from exercising all their rights and obligations under the transaction documents. This document cannot be reproduced except in full, without prior written approval of the Company. Any unauthorized alteration, forgery or falsification of the content or appearance of this document is unlawful and offenders may be prosecuted to the fullest extent of the law.

Impedance Measurement Plot for Body TSL



Unless otherwise stated the results shown in this test report refer only to the sample(s) tested and such sample(s) are retained for 90 days only.

除非另有說明，此報告結果僅對測試之樣品負責，同時此樣品僅保留90天。本報告未經本公司書面許可，不可部份複製。

This document is issued by the Company subject to its General Conditions of Service printed overleaf, available on request or accessible at www.sgs.com/terms_and_conditions.htm and, for electronic format documents, subject to Terms and Conditions for Electronic Documents at www.sgs.com/terms_e-document.htm. Attention is drawn to the limitation of liability, indemnification and jurisdiction issues defined therein. Any holder of this document is advised that information contained hereon reflects the Company's findings at the time of its intervention only and within the limits of Client's instructions, if any. The Company's sole responsibility is to its Client and this document does not exonerate parties to a transaction from exercising all their rights and obligations under the transaction documents. This document cannot be reproduced except in full, without prior written approval of the Company. Any unauthorized alteration, forgery or falsification of the content or appearance of this document is unlawful and offenders may be prosecuted to the fullest extent of the law.

**Calibration Laboratory of
Schmid & Partner
Engineering AG**
Zeughausstrasse 43, 8004 Zurich, Switzerland



S Schweizerischer Kalibrierdienst
C Service suisse d'étalonnage
S Servizio svizzero di taratura
S Swiss Calibration Service

Accredited by the Swiss Accreditation Service (SAS)
The Swiss Accreditation Service is one of the signatories to the EA
Multilateral Agreement for the recognition of calibration certificates

Accreditation No.: SCS 0108

Client **SGS-TW (Auden)**

Certificate No: **D1900V2-5d173_May17**

CALIBRATION CERTIFICATE

Object **D1900V2 - SN:5d173**

Calibration procedure(s) **QA CAL-05.v9
Calibration procedure for dipole validation kits above 700 MHz**

Calibration date: **May 31, 2017**

This calibration certificate documents the traceability to national standards, which realize the physical units of measurements (SI).
The measurements and the uncertainties with confidence probability are given on the following pages and are part of the certificate.

All calibrations have been conducted in the closed laboratory facility; environment temperature $(22 \pm 3)^{\circ}\text{C}$ and humidity $< 70\%$.

Calibration Equipment used (M&E critical for calibration)

Primary Standards	ID #	Cal Date (Certificate No.)	Scheduled Calibration
Power meter NRP	SN: 104778	04-Apr-17 (No. 217-02521/02522)	Apr-18
Power sensor NRP-Z91	SN: 103244	04-Apr-17 (No. 217-02521)	Apr-18
Power sensor NRP-Z91	SN: 103245	04-Apr-17 (No. 217-02522)	Apr-18
Reference 20 dB Attenuator	SN: 5058 (20k)	07-Apr-17 (No. 217-02526)	Apr-18
Type-N mismatch combination	SN: 5047.2 / 06327	07-Apr-17 (No. 217-02529)	Apr-18
Reference Probe EX3DV4	SN: 7460	19-May-17 (No. EX3-7460_May17)	May-18
DAE4	SN: 601	28-Mar-17 (No. DAE4-601_Mar17)	Mar-18

Secondary Standards	ID #	Check Date (in house)	Scheduled Check
Power meter EPM-442A	SN: GB37480704	07-Oct-15 (in house check Oct-16)	In house check: Oct-18
Power sensor HP 8481A	SN: US37292783	07-Oct-15 (in house check Oct-16)	In house check: Oct-18
Power sensor HP 8481A	SN: MY41092317	07-Oct-15 (in house check Oct-16)	In house check: Oct-18
RF generator R&S SMT-06	SN: 100972	15-Jun-15 (in house check Oct-16)	In house check: Oct-18
Network Analyzer HP 8753E	SN: US37390685	18-Oct-01 (in house check Oct-16)	In house check: Oct-17

	Name	Function	Signature
Calibrated by:	Jeton Kasrali	Laboratory Technician	
Approved by:	Katja Pokovic	Technical Manager	

Issued: May 31, 2017

This calibration certificate shall not be reproduced except in full without written approval of the laboratory.

Certificate No: D1900V2-5d173_May17

Page 1 of 8

Unless otherwise stated the results shown in this test report refer only to the sample(s) tested and such sample(s) are retained for 90 days only.

除非另有說明，此報告結果僅對測試之樣品負責，同時此樣品僅保留90天。本報告未經本公司書面許可，不可部份複製。

This document is issued by the Company subject to its General Conditions of Service printed overleaf, available on request or accessible at www.sgs.com/terms_and_conditions.htm and, for electronic format documents, subject to Terms and Conditions for Electronic Documents at www.sgs.com/terms_e-document.htm. Attention is drawn to the limitation of liability, indemnification and jurisdiction issues defined therein. Any holder of this document is advised that information contained hereon reflects the Company's findings at the time of its intervention only and within the limits of Client's instructions, if any. The Company's sole responsibility is to its Client and this document does not exonerate parties to a transaction from exercising all their rights and obligations under the transaction documents. This document cannot be reproduced except in full, without prior written approval of the Company. Any unauthorized alteration, forgery or falsification of the content or appearance of this document is unlawful and offenders may be prosecuted to the fullest extent of the law.

SGS Taiwan Ltd.

No.134,Wu Kung Road, New Taipei Industrial Park, Wuku District, New Taipei City, Taiwan 24803/新北市五股區新北產業園區五工路 134 號

台灣檢驗科技股份有限公司

t (886-2) 2299-3279

f (886-2) 2298-0488

www.tw.sgs.com

Member of SGS Group

Calibration Laboratory of
Schmid & Partner
Engineering AG
Zeughausstrasse 43, 8004 Zurich, Switzerland



S Schweizerischer Kalibrierdienst
C Service suisse d'étalonnage
S Servizio svizzero di taratura
S Swiss Calibration Service

Accredited by the Swiss Accreditation Service (SAS)
The Swiss Accreditation Service is one of the signatories to the EA
Multilateral Agreement for the recognition of calibration certificates.

Accreditation No.: **SCS 0108**

Glossary:

TSL tissue simulating liquid
ConvF sensitivity in TSL / NORM x,y,z
N/A not applicable or not measured

Calibration is Performed According to the Following Standards:

- IEEE Std 1528-2013, "IEEE Recommended Practice for Determining the Peak Spatial-Averaged Specific Absorption Rate (SAR) in the Human Head from Wireless Communications Devices: Measurement Techniques", June 2013
- IEC 62209-1, "Procedure to measure the Specific Absorption Rate (SAR) for hand-held devices used in close proximity to the ear (frequency range of 300 MHz to 3 GHz)", February 2005
- IEC 62209-2, "Procedure to determine the Specific Absorption Rate (SAR) for wireless communication devices used in close proximity to the human body (frequency range of 30 MHz to 6 GHz)", March 2010
- KDB 865664, "SAR Measurement Requirements for 100 MHz to 6 GHz"

Additional Documentation:

- DASY4/5 System Handbook

Methods Applied and Interpretation of Parameters:

- Measurement Conditions:** Further details are available from the Validation Report at the end of the certificate. All figures stated in the certificate are valid at the frequency indicated.
- Antenna Parameters with TSL:** The dipole is mounted with the spacer to position its feed point exactly below the center marking of the flat phantom section, with the arms oriented parallel to the body axis.
- Feed Point Impedance and Return Loss:** These parameters are measured with the dipole positioned under the liquid filled phantom. The impedance stated is transformed from the measurement at the SMA connector to the feed point. The Return Loss ensures low reflected power. No uncertainty required.
- Electrical Delay:** One-way delay between the SMA connector and the antenna feed point. No uncertainty required.
- SAR measured:** SAR measured at the stated antenna input power.
- SAR normalized:** SAR as measured, normalized to an input power of 1 W at the antenna connector.
- SAR for nominal TSL parameters:** The measured TSL parameters are used to calculate the nominal SAR result.

The reported uncertainty of measurement is stated as the standard uncertainty of measurement multiplied by the coverage factor $k=2$, which for a normal distribution corresponds to a coverage probability of approximately 95%.

Unless otherwise stated the results shown in this test report refer only to the sample(s) tested and such sample(s) are retained for 90 days only.

除非另有說明，此報告結果僅對測試之樣品負責，同時此樣品僅保留90天。本報告未經本公司書面許可，不可部份複製。

This document is issued by the Company subject to its General Conditions of Service printed overleaf, available on request or accessible at www.sgs.com/terms_and_conditions.htm and, for electronic format documents, subject to Terms and Conditions for Electronic Documents at www.sgs.com/terms_e-document.htm. Attention is drawn to the limitation of liability, indemnification and jurisdiction issues defined therein. Any holder of this document is advised that information contained hereon reflects the Company's findings at the time of its intervention only and within the limits of Client's instructions, if any. The Company's sole responsibility is to its Client and this document does not exonerate parties to a transaction from exercising all their rights and obligations under the transaction documents. This document cannot be reproduced except in full, without prior written approval of the Company. Any unauthorized alteration, forgery or falsification of the content or appearance of this document is unlawful and offenders may be prosecuted to the fullest extent of the law.

Measurement Conditions

DASY system configuration, as far as not given on page 1.

DASY Version	DASY5	V52.10.0
Extrapolation	Advanced Extrapolation	
Phantom	Modular Flat Phantom	
Distance Dipole Center - TSL	10 mm	with Spacer
Zoom Scan Resolution	dx, dy, dz = 5 mm	
Frequency	1900 MHz \pm 1 MHz	

Head TSL parameters

The following parameters and calculations were applied.

	Temperature	Permittivity	Conductivity
Nominal Head TSL parameters	22.0 °C	40.0	1.40 mho/m
Measured Head TSL parameters	(22.0 \pm 0.2) °C	41.3 \pm 6 %	1.40 mho/m \pm 6 %
Head TSL temperature change during test	< 0.5 °C	----	----

SAR result with Head TSL

SAR averaged over 1 cm ³ (1 g) of Head TSL	Condition	
SAR measured	250 mW input power	10.1 W/kg
SAR for nominal Head TSL parameters	normalized to 1W	40.7 W/kg \pm 17.0 % (k=2)
SAR averaged over 10 cm ³ (10 g) of Head TSL	condition	
SAR measured	250 mW input power	5.26 W/kg
SAR for nominal Head TSL parameters	normalized to 1W	21.1 W/kg \pm 16.5 % (k=2)

Body TSL parameters

The following parameters and calculations were applied.

	Temperature	Permittivity	Conductivity
Nominal Body TSL parameters	22.0 °C	53.3	1.52 mho/m
Measured Body TSL parameters	(22.0 \pm 0.2) °C	54.2 \pm 6 %	1.51 mho/m \pm 6 %
Body TSL temperature change during test	< 0.5 °C	----	----

SAR result with Body TSL

SAR averaged over 1 cm ³ (1 g) of Body TSL	Condition	
SAR measured	250 mW input power	9.98 W/kg
SAR for nominal Body TSL parameters	normalized to 1W	40.2 W/kg \pm 17.0 % (k=2)
SAR averaged over 10 cm ³ (10 g) of Body TSL	condition	
SAR measured	250 mW input power	5.30 W/kg
SAR for nominal Body TSL parameters	normalized to 1W	21.3 W/kg \pm 16.5 % (k=2)

Unless otherwise stated the results shown in this test report refer only to the sample(s) tested and such sample(s) are retained for 90 days only.

除非另有說明，此報告結果僅對測試之樣品負責，同時此樣品僅保留90天。本報告未經本公司書面許可，不可部份複製。

This document is issued by the Company subject to its General Conditions of Service printed overleaf, available on request or accessible at www.sgs.com/terms_and_conditions.htm and, for electronic format documents, subject to Terms and Conditions for Electronic Documents at www.sgs.com/terms_e-document.htm. Attention is drawn to the limitation of liability, indemnification and jurisdiction issues defined therein. Any holder of this document is advised that information contained hereon reflects the Company's findings at the time of its intervention only and within the limits of Client's instructions, if any. The Company's sole responsibility is to its Client and this document does not exonerate parties to a transaction from exercising all their rights and obligations under the transaction documents. This document cannot be reproduced except in full, without prior written approval of the Company. Any unauthorized alteration, forgery or falsification of the content or appearance of this document is unlawful and offenders may be prosecuted to the fullest extent of the law.

Appendix (Additional assessments outside the scope of SCS 0108)

Antenna Parameters with Head TSL

Impedance, transformed to feed point	$51.3 \Omega + 4.9 j\Omega$
Return Loss	-26.1 dB

Antenna Parameters with Body TSL

Impedance, transformed to feed point	$47.5 \Omega + 6.0 j\Omega$
Return Loss	-23.5 dB

General Antenna Parameters and Design

Electrical Delay (one direction)	1.199 ns
----------------------------------	----------

After long term use with 100W radiated power, only a slight warming of the dipole near the feedpoint can be measured.

The dipole is made of standard semirigid coaxial cable. The center conductor of the feeding line is directly connected to the second arm of the dipole. The antenna is therefore short-circuited for DC-signals. On some of the dipoles, small end caps are added to the dipole arms in order to improve matching when loaded according to the position as explained in the "Measurement Conditions" paragraph. The SAR data are not affected by this change. The overall dipole length is still according to the Standard.

No excessive force must be applied to the dipole arms, because they might bend or the soldered connections near the feedpoint may be damaged.

Additional EUT Data

Manufactured by	SPEAG
Manufactured on	June 08, 2012

Unless otherwise stated the results shown in this test report refer only to the sample(s) tested and such sample(s) are retained for 90 days only.

除非另有說明，此報告結果僅對測試之樣品負責，同時此樣品僅保留90天。本報告未經本公司書面許可，不可部份複製。

This document is issued by the Company subject to its General Conditions of Service printed overleaf, available on request or accessible at www.sgs.com/terms_and_conditions.htm and, for electronic format documents, subject to Terms and Conditions for Electronic Documents at www.sgs.com/terms_e-document.htm. Attention is drawn to the limitation of liability, indemnification and jurisdiction issues defined therein. Any holder of this document is advised that information contained hereon reflects the Company's findings at the time of its intervention only and within the limits of Client's instructions, if any. The Company's sole responsibility is to its Client and this document does not exonerate parties to a transaction from exercising all their rights and obligations under the transaction documents. This document cannot be reproduced except in full, without prior written approval of the Company. Any unauthorized alteration, forgery or falsification of the content or appearance of this document is unlawful and offenders may be prosecuted to the fullest extent of the law.

DASY5 Validation Report for Head TSL

Date: 31.05.2017

Test Laboratory: SPEAG, Zurich, Switzerland

DUT: Dipole 1900 MHz; Type: D1900V2; Serial: D1900V2 - SN:5d173

Communication System: UID 0 - CW; Frequency: 1900 MHz

Medium parameters used: $f = 1900 \text{ MHz}$; $\sigma = 1.4 \text{ S/m}$; $\epsilon_r = 41.3$; $\rho = 1000 \text{ kg/m}^3$

Phantom section: Flat Section

Measurement Standard: DASY5 (IEEE/IEC/ANSI C63.19-2011)

DASY52 Configuration:

- Probe: EX3DV4 - SN7460; ConvF(7.98, 7.98, 7.98); Calibrated: 19.05.2017;
- Sensor-Surface: 1.4mm (Mechanical Surface Detection)
- Electronics: DAE4 Sn601; Calibrated: 28.03.2017
- Phantom: Flat Phantom 5.0 (front); Type: QD 000 P50 AA; Serial: 1001
- DASY52 52.10.0(1446); SEMCAD X 14.6.10(7417)

Dipole Calibration for Head Tissue/Pin=250 mW, d=10mm/Zoom Scan (7x7x7)/Cube 0:


Measurement grid: dx=5mm, dy=5mm, dz=5mm

Reference Value = 107.7 V/m; Power Drift = 0.03 dB

Peak SAR (extrapolated) = 18.9 W/kg

SAR(1 g) = 10.1 W/kg; SAR(10 g) = 5.26 W/kg

Maximum value of SAR (measured) = 15.3 W/kg

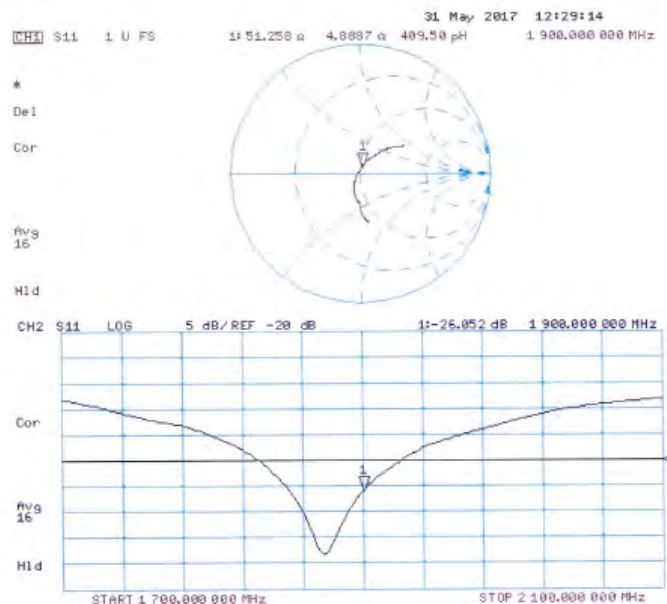


Unless otherwise stated the results shown in this test report refer only to the sample(s) tested and such sample(s) are retained for 90 days only.

除非另有說明，此報告結果僅對測試之樣品負責，同時此樣品僅保留90天。本報告未經本公司書面許可，不可部份複製。

This document is issued by the Company subject to its General Conditions of Service printed overleaf, available on request or accessible at www.sgs.com/terms_and_conditions.htm and, for electronic format documents, subject to Terms and Conditions for Electronic Documents at www.sgs.com/terms_e-document.htm. Attention is drawn to the limitation of liability, indemnification and jurisdiction issues defined therein. Any holder of this document is advised that information contained hereon reflects the Company's findings at the time of its intervention only and within the limits of Client's instructions, if any. The Company's sole responsibility is to its Client and this document does not exonerate parties to a transaction from exercising all their rights and obligations under the transaction documents. This document cannot be reproduced except in full, without prior written approval of the Company. Any unauthorized alteration, forgery or falsification of the content or appearance of this document is unlawful and offenders may be prosecuted to the fullest extent of the law.

Impedance Measurement Plot for Head TSL



Unless otherwise stated the results shown in this test report refer only to the sample(s) tested and such sample(s) are retained for 90 days only.

除非另有說明，此報告結果僅對測試之樣品負責，同時此樣品僅保留90天。本報告未經本公司書面許可，不可部份複製。

This document is issued by the Company subject to its General Conditions of Service printed overleaf, available on request or accessible at www.sgs.com/terms_and_conditions.htm and, for electronic format documents, subject to Terms and Conditions for Electronic Documents at www.sgs.com/terms_e-document.htm. Attention is drawn to the limitation of liability, indemnification and jurisdiction issues defined therein. Any holder of this document is advised that information contained hereon reflects the Company's findings at the time of its intervention only and within the limits of Client's instructions, if any. The Company's sole responsibility is to its Client and this document does not exonerate parties to a transaction from exercising all their rights and obligations under the transaction documents. This document cannot be reproduced except in full, without prior written approval of the Company. Any unauthorized alteration, forgery or falsification of the content or appearance of this document is unlawful and offenders may be prosecuted to the fullest extent of the law.

DASY5 Validation Report for Body TSL

Date: 31.05.2017

Test Laboratory: SPEAG, Zurich, Switzerland

DUT: Dipole 1900 MHz; Type: D1900V2; Serial: D1900V2 - SN:5d173

Communication System: UID 0 - CW; Frequency: 1900 MHz

Medium parameters used: $f = 1900$ MHz; $\sigma = 1.51$ S/m; $\epsilon_r = 54.2$; $\rho = 1000$ kg/m³

Phantom section: Flat Section

Measurement Standard: DASY5 (IEEE/IEC/ANSI C63.19-2011)

DASY52 Configuration:

- Probe: EX3DV4 - SN7460; ConvF(7.82, 7.82, 7.82); Calibrated: 19.05.2017;
- Sensor-Surface: 1.4mm (Mechanical Surface Detection)
- Electronics: DAE4 Sn601; Calibrated: 28.03.2017
- Phantom: Flat Phantom 5.0 (back); Type: QD 000 P50 AA; Serial: 1002
- DASY52 52.10.0(1446); SEMCAD X 14.6.10(7417)

Dipole Calibration for Body Tissue/Pin=250 mW, d=10mm/Zoom Scan (7x7x7)/Cube 0:


Measurement grid: dx=5mm, dy=5mm, dz=5mm

Reference Value = 102.9 V/m; Power Drift = -0.08 dB

Peak SAR (extrapolated) = 17.5 W/kg

SAR(1 g) = 9.98 W/kg; SAR(10 g) = 5.3 W/kg

Maximum value of SAR (measured) = 14.3 W/kg

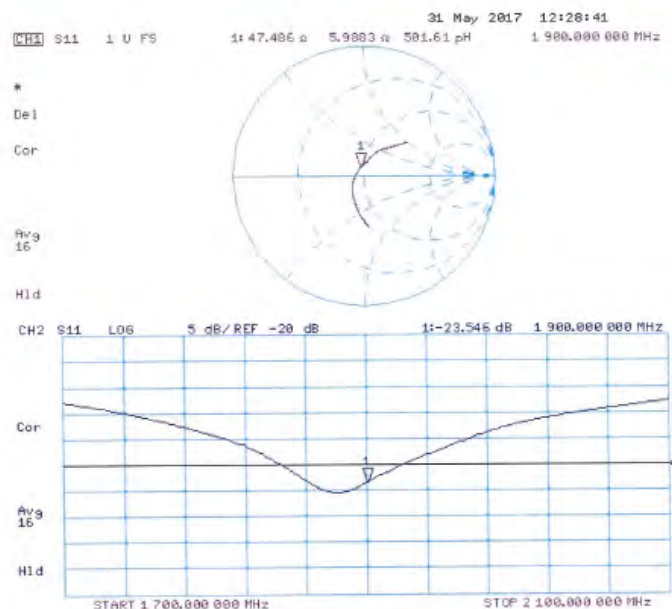


Unless otherwise stated the results shown in this test report refer only to the sample(s) tested and such sample(s) are retained for 90 days only.

除非另有說明，此報告結果僅對測試之樣品負責，同時此樣品僅保留90天。本報告未經本公司書面許可，不可部份複製。

This document is issued by the Company subject to its General Conditions of Service printed overleaf, available on request or accessible at www.sgs.com/terms_and_conditions.htm and, for electronic format documents, subject to Terms and Conditions for Electronic Documents at www.sgs.com/terms_e-document.htm. Attention is drawn to the limitation of liability, indemnification and jurisdiction issues defined therein. Any holder of this document is advised that information contained hereon reflects the Company's findings at the time of its intervention only and within the limits of Client's instructions, if any. The Company's sole responsibility is to its Client and this document does not exonerate parties to a transaction from exercising all their rights and obligations under the transaction documents. This document cannot be reproduced except in full, without prior written approval of the Company. Any unauthorized alteration, forgery or falsification of the content or appearance of this document is unlawful and offenders may be prosecuted to the fullest extent of the law.

Impedance Measurement Plot for Body TSL



Unless otherwise stated the results shown in this test report refer only to the sample(s) tested and such sample(s) are retained for 90 days only.

除非另有說明，此報告結果僅對測試之樣品負責，同時此樣品僅保留90天。本報告未經本公司書面許可，不可部份複製。

This document is issued by the Company subject to its General Conditions of Service printed overleaf, available on request or accessible at www.sgs.com/terms_and_conditions.htm and, for electronic format documents, subject to Terms and Conditions for Electronic Documents at www.sgs.com/terms_e-document.htm. Attention is drawn to the limitation of liability, indemnification and jurisdiction issues defined therein. Any holder of this document is advised that information contained hereon reflects the Company's findings at the time of its intervention only and within the limits of Client's instructions, if any. The Company's sole responsibility is to its Client and this document does not exonerate parties to a transaction from exercising all their rights and obligations under the transaction documents. This document cannot be reproduced except in full, without prior written approval of the Company. Any unauthorized alteration, forgery or falsification of the content or appearance of this document is unlawful and offenders may be prosecuted to the fullest extent of the law.

**Calibration Laboratory of
Schmid & Partner
Engineering AG**
Zeughausstrasse 43, 8004 Zurich, Switzerland



S Schweizerischer Kalibrierdienst
C Service suisse d'étalonnage
S Servizio svizzero di taratura
S Swiss Calibration Service

Accredited by the Swiss Accreditation Service (SAS)
The Swiss Accreditation Service is one of the signatories to the EA
Multilateral Agreement for the recognition of calibration certificates

Accreditation No.: SCS 0108

Client **SGS-TW (Auden)**

Certificate No: D2450V2-727_Apr17

CALIBRATION CERTIFICATE

Object **D2450V2 - SN: 727**

Calibration procedure(s) **QA CAL-05.v9**
Calibration procedure for dipole validation kits above 700 MHz

Calibration date: **April 21, 2017**

This calibration certificate documents the traceability to national standards, which realize the physical units of measurements (SI).
The measurements and the uncertainties with confidence probability are given on the following pages and are part of the certificate.

All calibrations have been conducted in the closed laboratory facility; environment temperature $(22 \pm 3)^{\circ}\text{C}$ and humidity $< 70\%$.

Calibration Equipment used (MATE critical for calibration)

Primary Standards	ID #	Cal Date (Certificate No.)	Scheduled Calibration
Power meter NRP	SN: 104778	04-Apr-17 (No. 217-02521/02522)	Apr-18
Power sensor NRP-Z91	SN: 103244	04-Apr-17 (No. 217-02521)	Apr-18
Power sensor NRP-Z91	SN: 103245	04-Apr-17 (No. 217-02522)	Apr-18
Reference 20 dB Attenuator	SN: 5058 (20k)	07-Apr-17 (No. 217-02528)	Apr-18
Type-N mismatch combination	SN: 5047.2 / 06327	07-Apr-17 (No. 217-02528)	Apr-18
Reference Probe EX3DV4	SN: 7349	31-Dec-16 (No. EX3-7349_Dec16)	Dec-17
DAE4	SN: 601	28-Mar-17 (No. DAE4-601_Mar17)	Mar-18

Secondary Standards	ID #	Check Date (in house)	Scheduled Check
Power meter EPM-442A	SN: GB37480704	07-Oct-15 (in house check Oct-16)	In house check: Oct-18
Power sensor HP 8481A	SN: US37292783	07-Oct-15 (in house check Oct-16)	In house check: Oct-18
Power sensor HP 8481A	SN: MY41092317	07-Oct-15 (in house check Oct-16)	In house check: Oct-18
RIF generator R&S SMT-08	SN: 100972	15-Jun-15 (in house check Oct-16)	In house check: Oct-18
Network Analyzer HP 8753E	SN: US37390585	18-Oct-01 (in house check Oct-16)	In house check: Oct-17

	Name	Function	Signature
Calibrated by:	Michael Weber	Laboratory Technician	
Approved by:	Katja Pokovic	Technical Manager	
			Issued: April 21, 2017

This calibration certificate shall not be reproduced except in full without written approval of the laboratory.

Certificate No: D2450V2-727_Apr17

Page 1 of 8

Unless otherwise stated the results shown in this test report refer only to the sample(s) tested and such sample(s) are retained for 90 days only.

除非另有說明，此報告結果僅對測試之樣品負責，同時此樣品僅保留90天。本報告未經本公司書面許可，不可部份複製。

This document is issued by the Company subject to its General Conditions of Service printed overleaf, available on request or accessible at www.sgs.com/terms_and_conditions.htm and, for electronic format documents, subject to Terms and Conditions for Electronic Documents at www.sgs.com/terms_e-document.htm. Attention is drawn to the limitation of liability, indemnification and jurisdiction issues defined therein. Any holder of this document is advised that information contained hereon reflects the Company's findings at the time of its intervention only and within the limits of Client's instructions, if any. The Company's sole responsibility is to its Client and this document does not exonerate parties to a transaction from exercising all their rights and obligations under the transaction documents. This document cannot be reproduced except in full, without prior written approval of the Company. Any unauthorized alteration, forgery or falsification of the content or appearance of this document is unlawful and offenders may be prosecuted to the fullest extent of the law.

SGS Taiwan Ltd.

No.134,Wu Kung Road, New Taipei Industrial Park, Wuku District, New Taipei City, Taiwan 24803/新北市五股區新北產業園區五工路 134 號

台灣檢驗科技股份有限公司

t (886-2) 2299-3279

f (886-2) 2298-0488

www.tw.sgs.com

Member of SGS Group

**Calibration Laboratory of
Schmid & Partner
Engineering AG**
Zeughausstrasse 43, 8004 Zurich, Switzerland



S Schweizerischer Kalibrierdienst
C Service suisse d'étalonnage
S Servizio svizzero di taratura
S Swiss Calibration Service

Accredited by the Swiss Accreditation Service (SAS)
The Swiss Accreditation Service is one of the signatories to the EA
Multilateral Agreement for the recognition of calibration certificates

Accreditation No.: SCS 0108

Glossary:

TSL	tissue simulating liquid
ConvF	sensitivity in TSL / NORM x,y,z
N/A	not applicable or not measured

Calibration is Performed According to the Following Standards:

- IEEE Std 1528-2013, "IEEE Recommended Practice for Determining the Peak Spatial-Averaged Specific Absorption Rate (SAR) in the Human Head from Wireless Communications Devices: Measurement Techniques", June 2013
- IEC 62209-1, "Procedure to measure the Specific Absorption Rate (SAR) for hand-held devices used in close proximity to the ear (frequency range of 300 MHz to 3 GHz)", February 2005
- IEC 62209-2, "Procedure to determine the Specific Absorption Rate (SAR) for wireless communication devices used in close proximity to the human body (frequency range of 30 MHz to 6 GHz)", March 2010
- KDB 865664, "SAR Measurement Requirements for 100 MHz to 6 GHz"

Additional Documentation:

- DASY4/5 System Handbook

Methods Applied and Interpretation of Parameters:

- Measurement Conditions:** Further details are available from the Validation Report at the end of the certificate. All figures stated in the certificate are valid at the frequency indicated.
- Antenna Parameters with TSL:** The dipole is mounted with the spacer to position its feed point exactly below the center marking of the flat phantom section, with the arms oriented parallel to the body axis.
- Feed Point Impedance and Return Loss:** These parameters are measured with the dipole positioned under the liquid filled phantom. The impedance stated is transformed from the measurement at the SMA connector to the feed point. The Return Loss ensures low reflected power. No uncertainty required.
- Electrical Delay:** One-way delay between the SMA connector and the antenna feed point. No uncertainty required.
- SAR measured:** SAR measured at the stated antenna input power.
- SAR normalized:** SAR as measured, normalized to an input power of 1 W at the antenna connector.
- SAR for nominal TSL parameters:** The measured TSL parameters are used to calculate the nominal SAR result.

The reported uncertainty of measurement is stated as the standard uncertainty of measurement multiplied by the coverage factor $k=2$, which for a normal distribution corresponds to a coverage probability of approximately 95%.

Unless otherwise stated the results shown in this test report refer only to the sample(s) tested and such sample(s) are retained for 90 days only.

除非另有說明，此報告結果僅對測試之樣品負責，同時此樣品僅保留90天。本報告未經本公司書面許可，不可部份複製。

This document is issued by the Company subject to its General Conditions of Service printed overleaf, available on request or accessible at www.sgs.com/terms_and_conditions.htm and, for electronic format documents, subject to Terms and Conditions for Electronic Documents at www.sgs.com/terms_e-document.htm. Attention is drawn to the limitation of liability, indemnification and jurisdiction issues defined therein. Any holder of this document is advised that information contained hereon reflects the Company's findings at the time of its intervention only and within the limits of Client's instructions, if any. The Company's sole responsibility is to its Client and this document does not exonerate parties to a transaction from exercising all their rights and obligations under the transaction documents. This document cannot be reproduced except in full, without prior written approval of the Company. Any unauthorized alteration, forgery or falsification of the content or appearance of this document is unlawful and offenders may be prosecuted to the fullest extent of the law.

Measurement Conditions

DASY system configuration, as far as not given on page 1.

DASY Version	DASY5	V52.10.0
Extrapolation	Advanced Extrapolation	
Phantom	Modular Flat Phantom	
Distance Dipole Center - TSL	10 mm	with Spacer
Zoom Scan Resolution	dx, dy, dz = 5 mm	
Frequency	2450 MHz \pm 1 MHz	

Head TSL parameters

The following parameters and calculations were applied.

	Temperature	Permittivity	Conductivity
Nominal Head TSL parameters	22.0 °C	39.2	1.80 mho/m
Measured Head TSL parameters	(22.0 \pm 0.2) °C	37.7 \pm 6 %	1.87 mho/m \pm 6 %
Head TSL temperature change during test	< 0.5 °C	----	----

SAR result with Head TSL

SAR averaged over 1 cm ³ (1 g) of Head TSL	Condition	
SAR measured	250 mW input power	13.4 W/kg
SAR for nominal Head TSL parameters	normalized to 1W	52.2 W/kg \pm 17.0 % (k=2)

SAR averaged over 10 cm ³ (10 g) of Head TSL	condition	
SAR measured	250 mW input power	6.18 W/kg
SAR for nominal Head TSL parameters	normalized to 1W	24.3 W/kg \pm 16.5 % (k=2)

Body TSL parameters

The following parameters and calculations were applied.

	Temperature	Permittivity	Conductivity
Nominal Body TSL parameters	22.0 °C	52.7	1.95 mho/m
Measured Body TSL parameters	(22.0 \pm 0.2) °C	52.5 \pm 6 %	2.03 mho/m \pm 6 %
Body TSL temperature change during test	< 0.5 °C	----	----

SAR result with Body TSL

SAR averaged over 1 cm ³ (1 g) of Body TSL	Condition	
SAR measured	250 mW input power	12.9 W/kg
SAR for nominal Body TSL parameters	normalized to 1W	50.6 W/kg \pm 17.0 % (k=2)

SAR averaged over 10 cm ³ (10 g) of Body TSL	condition	
SAR measured	250 mW input power	6.01 W/kg
SAR for nominal Body TSL parameters	normalized to 1W	23.8 W/kg \pm 16.5 % (k=2)

Unless otherwise stated the results shown in this test report refer only to the sample(s) tested and such sample(s) are retained for 90 days only.

除非另有說明，此報告結果僅對測試之樣品負責，同時此樣品僅保留90天。本報告未經本公司書面許可，不可部份複製。

This document is issued by the Company subject to its General Conditions of Service printed overleaf, available on request or accessible at www.sgs.com/terms_and_conditions.htm and, for electronic format documents, subject to Terms and Conditions for Electronic Documents at www.sgs.com/terms_e-document.htm. Attention is drawn to the limitation of liability, indemnification and jurisdiction issues defined therein. Any holder of this document is advised that information contained hereon reflects the Company's findings at the time of its intervention only and within the limits of Client's instructions, if any. The Company's sole responsibility is to its Client and this document does not exonerate parties to a transaction from exercising all their rights and obligations under the transaction documents. This document cannot be reproduced except in full, without prior written approval of the Company. Any unauthorized alteration, forgery or falsification of the content or appearance of this document is unlawful and offenders may be prosecuted to the fullest extent of the law.

Appendix (Additional assessments outside the scope of SCS 0108)**Antenna Parameters with Head TSL**

Impedance, transformed to feed point	56.3 Ω + 2.1 j Ω
Return Loss	- 24.0 dB

Antenna Parameters with Body TSL

Impedance, transformed to feed point	51.1 Ω + 4.1 j Ω
Return Loss	- 27.5 dB

General Antenna Parameters and Design

Electrical Delay (one direction)	1.148 ns
----------------------------------	----------

After long term use with 100W radiated power, only a slight warming of the dipole near the feedpoint can be measured.

The dipole is made of standard semirigid coaxial cable. The center conductor of the feeding line is directly connected to the second arm of the dipole. The antenna is therefore short-circuited for DC-signals. On some of the dipoles, small end caps are added to the dipole arms in order to improve matching when loaded according to the position as explained in the "Measurement Conditions" paragraph. The SAR data are not affected by this change. The overall dipole length is still according to the Standard.

No excessive force must be applied to the dipole arms, because they might bend or the soldered connections near the feedpoint may be damaged.

Additional EUT Data

Manufactured by	SPEAG
Manufactured on	January 09, 2003

Unless otherwise stated the results shown in this test report refer only to the sample(s) tested and such sample(s) are retained for 90 days only.

除非另有說明，此報告結果僅對測試之樣品負責，同時此樣品僅保留90天。本報告未經本公司書面許可，不可部份複製。

This document is issued by the Company subject to its General Conditions of Service printed overleaf, available on request or accessible at www.sgs.com/terms_and_conditions.htm and, for electronic format documents, subject to Terms and Conditions for Electronic Documents at www.sgs.com/terms_e-document.htm. Attention is drawn to the limitation of liability, indemnification and jurisdiction issues defined therein. Any holder of this document is advised that information contained hereon reflects the Company's findings at the time of its intervention only and within the limits of Client's instructions, if any. The Company's sole responsibility is to its Client and this document does not exonerate parties to a transaction from exercising all their rights and obligations under the transaction documents. This document cannot be reproduced except in full, without prior written approval of the Company. Any unauthorized alteration, forgery or falsification of the content or appearance of this document is unlawful and offenders may be prosecuted to the fullest extent of the law.

DASY5 Validation Report for Head TSL

Date: 21.04.2017

Test Laboratory: SPEAG, Zurich, Switzerland

DUT: Dipole 2450 MHz; Type: D2450V2; Serial: D2450V2 - SN: 727

Communication System: UID 0 - CW; Frequency: 2450 MHz

Medium parameters used: $f = 2450$ MHz; $\sigma = 1.87$ S/m; $\epsilon_r = 37.7$; $\rho = 1000$ kg/m³

Phantom section: Flat Section

Measurement Standard: DASY5 (IEEE/IEC/ANSI C63.19-2011)

DASY52 Configuration:

- Probe: EX3DV4 - SN7349; ConvF(7.72, 7.72, 7.72); Calibrated: 31.12.2016;
- Sensor-Surface: 1.4mm (Mechanical Surface Detection)
- Electronics: DAE4 Sn601; Calibrated: 28.03.2017
- Phantom: Flat Phantom 5.0 (front); Type: QD 000 P50 AA; Serial: 1001
- DASY52 52.10.0(1442); SEMCAD X 14.6.10(7413)

Dipole Calibration for Head Tissue/Pin=250 mW, d=10mm/Zoom Scan (7x7x7)/Cube 0:


Measurement grid: dx=5mm, dy=5mm, dz=5mm

Reference Value = 109.8 V/m; Power Drift = -0.06 dB

Peak SAR (extrapolated) = 27.3 W/kg

SAR(1 g) = 13.4 W/kg; SAR(10 g) = 6.18 W/kg

Maximum value of SAR (measured) = 21.1 W/kg

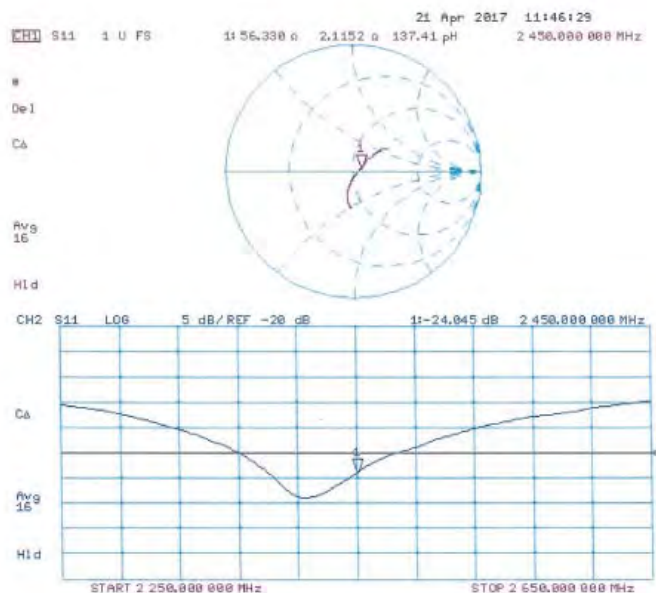


Unless otherwise stated the results shown in this test report refer only to the sample(s) tested and such sample(s) are retained for 90 days only.

除非另有說明，此報告結果僅對測試之樣品負責，同時此樣品僅保留90天。本報告未經本公司書面許可，不可部份複製。

This document is issued by the Company subject to its General Conditions of Service printed overleaf, available on request or accessible at www.sgs.com/terms_and_conditions.htm and, for electronic format documents, subject to Terms and Conditions for Electronic Documents at www.sgs.com/terms_e-document.htm. Attention is drawn to the limitation of liability, indemnification and jurisdiction issues defined therein. Any holder of this document is advised that information contained hereon reflects the Company's findings at the time of its intervention only and within the limits of Client's instructions, if any. The Company's sole responsibility is to its Client and this document does not exonerate parties to a transaction from exercising all their rights and obligations under the transaction documents. This document cannot be reproduced except in full, without prior written approval of the Company. Any unauthorized alteration, forgery or falsification of the content or appearance of this document is unlawful and offenders may be prosecuted to the fullest extent of the law.

Impedance Measurement Plot for Head TSL



Unless otherwise stated the results shown in this test report refer only to the sample(s) tested and such sample(s) are retained for 90 days only.

除非另有說明，此報告結果僅對測試之樣品負責，同時此樣品僅保留90天。本報告未經本公司書面許可，不可部份複製。

This document is issued by the Company subject to its General Conditions of Service printed overleaf, available on request or accessible at www.sgs.com/terms_and_conditions.htm and, for electronic format documents, subject to Terms and Conditions for Electronic Documents at www.sgs.com/terms_e-document.htm. Attention is drawn to the limitation of liability, indemnification and jurisdiction issues defined therein. Any holder of this document is advised that information contained hereon reflects the Company's findings at the time of its intervention only and within the limits of Client's instructions, if any. The Company's sole responsibility is to its Client and this document does not exonerate parties to a transaction from exercising all their rights and obligations under the transaction documents. This document cannot be reproduced except in full, without prior written approval of the Company. Any unauthorized alteration, forgery or falsification of the content or appearance of this document is unlawful and offenders may be prosecuted to the fullest extent of the law.

DASY5 Validation Report for Body TSL

Date: 21.04.2017

Test Laboratory: SPEAG, Zurich, Switzerland

DUT: Dipole 2450 MHz; Type: D2450V2; Serial: D2450V2 - SN: 727

Communication System: UID 0 - CW; Frequency: 2450 MHz

Medium parameters used: $f = 2450$ MHz; $\sigma = 2.03$ S/m; $\epsilon_r = 52.5$; $\rho = 1000$ kg/m³

Phantom section: Flat Section

Measurement Standard: DASY5 (IEEE/IEC/ANSI C63.19-2011)

DASY52 Configuration:

- Probe: EX3DV4 - SN7349; ConvF(7.79, 7.79, 7.79); Calibrated: 31.12.2016;
- Sensor-Surface: 1.4mm (Mechanical Surface Detection)
- Electronics: DAE4 Sn601; Calibrated: 28.03.2017
- Phantom: Flat Phantom 5.0 (back); Type: QD 000 P50 AA; Serial: 1002
- DASY52 52.10.0(1442); SEMCAD X 14.6.10(7413)

Dipole Calibration for Body Tissue/Pin=250 mW, d=10mm/Zoom Scan (7x7x7)/Cube 0:


Measurement grid: dx=5mm, dy=5mm, dz=5mm

Reference Value = 105.0 V/m; Power Drift = -0.01 dB

Peak SAR (extrapolated) = 25.4 W/kg

SAR(1 g) = 12.9 W/kg; SAR(10 g) = 6.01 W/kg

Maximum value of SAR (measured) = 20.0 W/kg



Unless otherwise stated the results shown in this test report refer only to the sample(s) tested and such sample(s) are retained for 90 days only.

除非另有說明，此報告結果僅對測試之樣品負責，同時此樣品僅保留90天。本報告未經本公司書面許可，不可部份複製。

This document is issued by the Company subject to its General Conditions of Service printed overleaf, available on request or accessible at www.sgs.com/terms_and_conditions.htm and, for electronic format documents, subject to Terms and Conditions for Electronic Documents at www.sgs.com/terms_e-document.htm. Attention is drawn to the limitation of liability, indemnification and jurisdiction issues defined therein. Any holder of this document is advised that information contained hereon reflects the Company's findings at the time of its intervention only and within the limits of Client's instructions, if any. The Company's sole responsibility is to its Client and this document does not exonerate parties to a transaction from exercising all their rights and obligations under the transaction documents. This document cannot be reproduced except in full, without prior written approval of the Company. Any unauthorized alteration, forgery or falsification of the content or appearance of this document is unlawful and offenders may be prosecuted to the fullest extent of the law.

SGS Taiwan Ltd.

No.134,Wu Kung Road, New Taipei Industrial Park, Wuku District, New Taipei City, Taiwan 24803/新北市五股區新北產業園區五工路 134 號

台灣檢驗科技股份有限公司

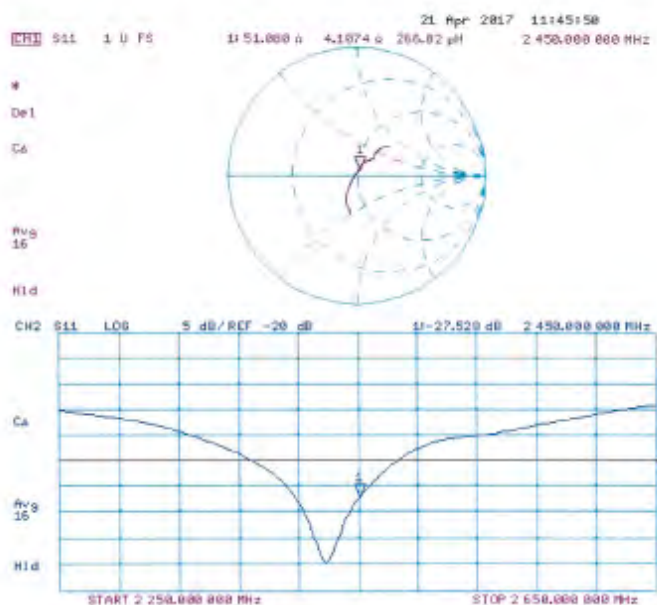
t (886-2) 2299-3279

f (886-2) 2298-0488

www.tw.sgs.com

Member of SGS Group

Impedance Measurement Plot for Body TSL



Certificate No: D2450V2-727_Apr17

Page 6 of 8

Unless otherwise stated the results shown in this test report refer only to the sample(s) tested and such sample(s) are retained for 90 days only.

除非另有說明，此報告結果僅對測試之樣品負責，同時此樣品僅保留90天。本報告未經本公司書面許可，不可部份複製。

This document is issued by the Company subject to its General Conditions of Service printed overleaf, available on request or accessible at www.sgs.com/terms_and_conditions.htm and, for electronic format documents, subject to Terms and Conditions for Electronic Documents at www.sgs.com/terms_e-document.htm. Attention is drawn to the limitation of liability, indemnification and jurisdiction issues defined therein. Any holder of this document is advised that information contained hereon reflects the Company's findings at the time of its intervention only and within the limits of Client's instructions, if any. The Company's sole responsibility is to its Client and this document does not exonerate parties to a transaction from exercising all their rights and obligations under the transaction documents. This document cannot be reproduced except in full, without prior written approval of the Company. Any unauthorized alteration, forgery or falsification of the content or appearance of this document is unlawful and offenders may be prosecuted to the fullest extent of the law.

SGS Taiwan Ltd.

No.134,Wu Kung Road, New Taipei Industrial Park, Wuku District, New Taipei City, Taiwan 24803/新北市五股區新北產業園區五工路 134 號

台灣檢驗科技股份有限公司

t (886-2) 2299-3279

f (886-2) 2298-0488

www.tw.sgs.com

Member of SGS Group

Calibration Laboratory of
Schmid & Partner
Engineering AG
Zeughausstrasse 43, 8004 Zurich, Switzerland



S Schweizerischer Kalibrierdienst
C Service suisse d'étalonnage
S Servizio svizzero di taratura
S Swiss Calibration Service

Accredited by the Swiss Accreditation Service (SAS)
The Swiss Accreditation Service is one of the signatories to the EA
Multilateral Agreement for the recognition of calibration certificates

Accreditation No.: **SCS 0108**

Client **SGS-TW (Auden)**

Certificate No: **D2600V2-1005_Jan17**

CALIBRATION CERTIFICATE

Object **D2600V2 - SN:1005**

Calibration procedure(s) **QA CAL-05.v9**
Calibration procedure for dipole validation kits above 700 MHz

Calibration date: **January 25, 2017**

This calibration certificate documents the traceability to national standards, which realize the physical units of measurements (SI).
The measurements and the uncertainties with confidence probability are given on the following pages and are part of the certificate.

All calibrations have been conducted in the closed laboratory facility: environment temperature ($22 \pm 3^\circ\text{C}$) and humidity $< 70\%$.

Calibration Equipment used (M&TE critical for calibration)

Primary Standards	ID #	Cal Date (Certificate No.)	Scheduled Calibration
Power meter NRP	SN: 104778	06-Apr-16 (No. 217-02288/02289)	Apr-17
Power sensor NRP-Z91	SN: 103244	06-Apr-16 (No. 217-02288)	Apr-17
Power sensor NRP-Z91	SN: 103245	06-Apr-16 (No. 217-02288)	Apr-17
Reference 20 dB Attenuator	SN: 5058 (20K)	05-Apr-16 (No. 217-02292)	Apr-17
Type-N mismatch combination	SN: 5047.2 / 06327	05-Apr-16 (No. 217-02295)	Apr-17
Reference Probe EX3DV4	SN: 7349	31-Dec-16 (No. EX3-7349_Dec16)	Dec-17
DAE4	SN: 601	04-Jan-17 (No. DAE4-601_Jan17)	Jan-18

Secondary Standards	ID #	Check Date (in house)	Scheduled Check
Power meter EPM-442A	SN: GB37480704	07-Oct-15 (in house check Oct-16)	In house check: Oct-18
Power sensor HP 8481A	SN: US37292783	07-Oct-15 (in house check Oct-16)	In house check: Oct-18
Power sensor HP 8481A	SN: MY41092317	07-Oct-15 (in house check Oct-16)	In house check: Oct-18
RF generator R&S SMT-06	SN: 100972	15-Jun-15 (in house check Oct-16)	In house check: Oct-18
Network Analyzer HP 8753E	SN: US37390585	18-Oct-01 (in house check Oct-16)	In house check: Oct-17

	Name	Function	Signature
Calibrated by:	Johannes Kurikka	Laboratory Technician	
Approved by:	Katja Pokovic	Technical Manager	
			Issued: January 25, 2017

This calibration certificate shall not be reproduced except in full without written approval of the laboratory.

Certificate No: D2600V2-1005_Jan17

Page 1 of 8

Unless otherwise stated the results shown in this test report refer only to the sample(s) tested and such sample(s) are retained for 90 days only.

除非另有說明，此報告結果僅對測試之樣品負責，同時此樣品僅保留90天。本報告未經本公司書面許可，不可部份複製。

This document is issued by the Company subject to its General Conditions of Service printed overleaf, available on request or accessible at www.sgs.com/terms_and_conditions.htm and, for electronic format documents, subject to Terms and Conditions for Electronic Documents at www.sgs.com/terms_e-document.htm. Attention is drawn to the limitation of liability, indemnification and jurisdiction issues defined therein. Any holder of this document is advised that information contained hereon reflects the Company's findings at the time of its intervention only and within the limits of Client's instructions, if any. The Company's sole responsibility is to its Client and this document does not exonerate parties to a transaction from exercising all their rights and obligations under the transaction documents. This document cannot be reproduced except in full, without prior written approval of the Company. Any unauthorized alteration, forgery or falsification of the content or appearance of this document is unlawful and offenders may be prosecuted to the fullest extent of the law.

SGS Taiwan Ltd.

No.134,Wu Kung Road, New Taipei Industrial Park, Wuku District, New Taipei City, Taiwan 24803/新北市五股區新北產業園區五工路 134 號

台灣檢驗科技股份有限公司

t (886-2) 2299-3279

f (886-2) 2298-0488

www.tw.sgs.com

Member of SGS Group

Calibration Laboratory of
Schmid & Partner
Engineering AG
Zeughausstrasse 43, 8004 Zurich, Switzerland



S Schweizerischer Kalibrierdienst
C Service suisse d'étalonnage
S Servizio svizzero di taratura
S Swiss Calibration Service

Accredited by the Swiss Accreditation Service (SAS)
The Swiss Accreditation Service is one of the signatories to the EA
Multilateral Agreement for the recognition of calibration certificates

Accreditation No.: **SCS 0106**

Glossary:

TSL tissue simulating liquid
ConvF sensitivity in TSL / NORM x,y,z
N/A not applicable or not measured

Calibration is Performed According to the Following Standards:

- IEEE Std 1528-2013, "IEEE Recommended Practice for Determining the Peak Spatial-Averaged Specific Absorption Rate (SAR) in the Human Head from Wireless Communications Devices: Measurement Techniques", June 2013
- IEC 62209-1, "Procedure to measure the Specific Absorption Rate (SAR) for hand-held devices used in close proximity to the ear (frequency range of 300 MHz to 3 GHz)", February 2005
- IEC 62209-2, "Procedure to determine the Specific Absorption Rate (SAR) for wireless communication devices used in close proximity to the human body (frequency range of 30 MHz to 6 GHz)", March 2010
- KDB 865664, "SAR Measurement Requirements for 100 MHz to 6 GHz"

Additional Documentation:

- DASY4/5 System Handbook

Methods Applied and Interpretation of Parameters:

- Measurement Conditions:** Further details are available from the Validation Report at the end of the certificate. All figures stated in the certificate are valid at the frequency indicated.
- Antenna Parameters with TSL:** The dipole is mounted with the spacer to position its feed point exactly below the center marking of the flat phantom section, with the arms oriented parallel to the body axis.
- Feed Point Impedance and Return Loss:** These parameters are measured with the dipole positioned under the liquid filled phantom. The impedance stated is transformed from the measurement at the SMA connector to the feed point. The Return Loss ensures low reflected power. No uncertainty required.
- Electrical Delay:** One-way delay between the SMA connector and the antenna feed point. No uncertainty required.
- SAR measured:** SAR measured at the stated antenna input power.
- SAR normalized:** SAR as measured, normalized to an input power of 1 W at the antenna connector.
- SAR for nominal TSL parameters:** The measured TSL parameters are used to calculate the nominal SAR result.

The reported uncertainty of measurement is stated as the standard uncertainty of measurement multiplied by the coverage factor $k=2$, which for a normal distribution corresponds to a coverage probability of approximately 95%.

Unless otherwise stated the results shown in this test report refer only to the sample(s) tested and such sample(s) are retained for 90 days only.

除非另有說明，此報告結果僅對測試之樣品負責，同時此樣品僅保留90天。本報告未經本公司書面許可，不可部份複製。

This document is issued by the Company subject to its General Conditions of Service printed overleaf, available on request or accessible at www.sgs.com/terms_and_conditions.htm and, for electronic format documents, subject to Terms and Conditions for Electronic Documents at www.sgs.com/terms_e-document.htm. Attention is drawn to the limitation of liability, indemnification and jurisdiction issues defined therein. Any holder of this document is advised that information contained hereon reflects the Company's findings at the time of its intervention only and within the limits of Client's instructions, if any. The Company's sole responsibility is to its Client and this document does not exonerate parties to a transaction from exercising all their rights and obligations under the transaction documents. This document cannot be reproduced except in full, without prior written approval of the Company. Any unauthorized alteration, forgery or falsification of the content or appearance of this document is unlawful and offenders may be prosecuted to the fullest extent of the law.

Measurement Conditions

DASY system configuration, as far as not given on page 1.

DASY Version	DASY5	V52.8.8
Extrapolation	Advanced Extrapolation	
Phantom	Modular Flat Phantom	
Distance Dipole Center - TSL	10 mm	with Spacer
Zoom Scan Resolution	dx, dy, dz = 5 mm	
Frequency	2600 MHz \pm 1 MHz	

Head TSL parameters

The following parameters and calculations were applied.

	Temperature	Permittivity	Conductivity
Nominal Head TSL parameters	22.0 °C	39.0	1.95 mho/m
Measured Head TSL parameters	(22.0 \pm 0.2) °C	37.4 \pm 6 %	2.05 mho/m \pm 6 %
Head TSL temperature change during test	< 0.5 °C	---	---

SAR result with Head TSL

SAR averaged over 1 cm ³ (1 g) of Head TSL	Condition	
SAR measured	250 mW input power	14.3 W/kg
SAR for nominal Head TSL parameters	normalized to 1W	55.5 W/kg \pm 17.0 % (k=2)

SAR averaged over 10 cm ³ (10 g) of Head TSL	condition	
SAR measured	250 mW input power	6.32 W/kg
SAR for nominal Head TSL parameters	normalized to 1W	24.8 W/kg \pm 16.5 % (k=2)

Body TSL parameters

The following parameters and calculations were applied.

	Temperature	Permittivity	Conductivity
Nominal Body TSL parameters	22.0 °C	52.5	2.16 mho/m
Measured Body TSL parameters	(22.0 \pm 0.2) °C	52.3 \pm 6 %	2.20 mho/m \pm 6 %
Body TSL temperature change during test	< 0.5 °C	---	---

SAR result with Body TSL

SAR averaged over 1 cm ³ (1 g) of Body TSL	Condition	
SAR measured	250 mW input power	13.9 W/kg
SAR for nominal Body TSL parameters	normalized to 1W	55.1 W/kg \pm 17.0 % (k=2)

SAR averaged over 10 cm ³ (10 g) of Body TSL	condition	
SAR measured	250 mW input power	6.20 W/kg
SAR for nominal Body TSL parameters	normalized to 1W	24.7 W/kg \pm 16.5 % (k=2)

Unless otherwise stated the results shown in this test report refer only to the sample(s) tested and such sample(s) are retained for 90 days only.

除非另有說明，此報告結果僅對測試之樣品負責，同時此樣品僅保留90天。本報告未經本公司書面許可，不可部份複製。

This document is issued by the Company subject to its General Conditions of Service printed overleaf, available on request or accessible at www.sgs.com/terms_and_conditions.htm and, for electronic format documents, subject to Terms and Conditions for Electronic Documents at www.sgs.com/terms_e-document.htm. Attention is drawn to the limitation of liability, indemnification and jurisdiction issues defined therein. Any holder of this document is advised that information contained hereon reflects the Company's findings at the time of its intervention only and within the limits of Client's instructions, if any. The Company's sole responsibility is to its Client and this document does not exonerate parties to a transaction from exercising all their rights and obligations under the transaction documents. This document cannot be reproduced except in full, without prior written approval of the Company. Any unauthorized alteration, forgery or falsification of the content or appearance of this document is unlawful and offenders may be prosecuted to the fullest extent of the law.

Appendix (Additional assessments outside the scope of SCS 0108)**Antenna Parameters with Head TSL**

Impedance, transformed to feed point	49.3 Ω - 4.7 $\mu\Omega$
Return Loss	-26.5 dB

Antenna Parameters with Body TSL

Impedance, transformed to feed point	44.7 Ω - 3.2 $\mu\Omega$
Return Loss	-23.7 dB

General Antenna Parameters and Design

Electrical Delay (one direction)	1.154 ns
----------------------------------	----------

After long term use with 100W radiated power, only a slight warming of the dipole near the feedpoint can be measured.

The dipole is made of standard semirigid coaxial cable. The center conductor of the feeding line is directly connected to the second arm of the dipole. The antenna is therefore short-circuited for DC-signals. On some of the dipoles, small caps are added to the dipole arms in order to improve matching when loaded according to the position as explained in the 'Measurement Conditions' paragraph. The SAR data are not affected by this change. The overall dipole length is still according to the Standard.

No excessive force must be applied to the dipole arms, because they might bend or the soldered connections near the feedpoint may be damaged.

Additional EUT Data

Manufactured by	SPEAG
Manufactured on	December 23, 2006

Unless otherwise stated the results shown in this test report refer only to the sample(s) tested and such sample(s) are retained for 90 days only.

除非另有說明，此報告結果僅對測試之樣品負責，同時此樣品僅保留90天。本報告未經本公司書面許可，不可部份複製。

This document is issued by the Company subject to its General Conditions of Service printed overleaf, available on request or accessible at www.sgs.com/terms_and_conditions.htm and, for electronic format documents, subject to Terms and Conditions for Electronic Documents at www.sgs.com/terms_e-document.htm. Attention is drawn to the limitation of liability, indemnification and jurisdiction issues defined therein. Any holder of this document is advised that information contained hereon reflects the Company's findings at the time of its intervention only and within the limits of Client's instructions, if any. The Company's sole responsibility is to its Client and this document does not exonerate parties to a transaction from exercising all their rights and obligations under the transaction documents. This document cannot be reproduced except in full, without prior written approval of the Company. Any unauthorized alteration, forgery or falsification of the content or appearance of this document is unlawful and offenders may be prosecuted to the fullest extent of the law.

DASY5 Validation Report for Head TSL

Date: 25.01.2017

Test Laboratory: SPEAG, Zurich, Switzerland

DUT: Dipole 2600 MHz; Type: D2600V2; Serial: D2600V2 - SN:1005

Communication System: UID 0 - CW; Frequency: 2600 MHz

Medium parameters used: $f = 2600$ MHz; $\sigma = 2.05$ S/m; $\epsilon_r = 37.4$; $\rho = 1000$ kg/m³

Phantom section: Flat Section

Measurement Standard: DASY5 (IEEE/IEC/ANSI C63.19-2011)

DASY52 Configuration:

- Probe: EX3DV4 - SN7349; ConvF(7.56, 7.56, 7.56); Calibrated: 31.12.2016;
- Sensor-Surface: 1.4mm (Mechanical Surface Detection)
- Electronics: DAE4 Sn601; Calibrated: 04.01.2017
- Phantom: Flat Phantom 5.0 (front); Type: QD 000 P50 AA; Serial: 1001
- DASY52 52.8.8(1258); SEMCAD X 14.6.10(7372)

Dipole Calibration for Head Tissue/Pin=250 mW, d=10mm/Zoom Scan (7x7x7)/Cube 0:

Measurement grid: dx=5mm, dy=5mm, dz=5mm

Reference Value = 116.2 V/m; Power Drift = -0.07 dB

Peak SAR (extrapolated) = 30.5 W/kg

SAR(1 g) = 14.3 W/kg; SAR(10 g) = 6.32 W/kg

Maximum value of SAR (measured) = 24.2 W/kg

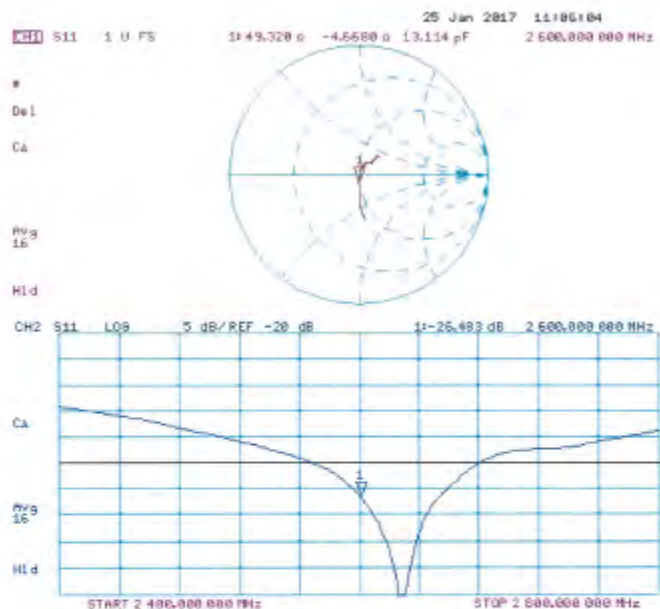


Unless otherwise stated the results shown in this test report refer only to the sample(s) tested and such sample(s) are retained for 90 days only.

除非另有說明，此報告結果僅對測試之樣品負責，同時此樣品僅保留90天。本報告未經本公司書面許可，不可部份複製。

This document is issued by the Company subject to its General Conditions of Service printed overleaf, available on request or accessible at www.sgs.com/terms_and_conditions.htm and, for electronic format documents, subject to Terms and Conditions for Electronic Documents at www.sgs.com/terms_e-document.htm. Attention is drawn to the limitation of liability, indemnification and jurisdiction issues defined therein. Any holder of this document is advised that information contained hereon reflects the Company's findings at the time of its intervention only and within the limits of Client's instructions, if any. The Company's sole responsibility is to its Client and this document does not exonerate parties to a transaction from exercising all their rights and obligations under the transaction documents. This document cannot be reproduced except in full, without prior written approval of the Company. Any unauthorized alteration, forgery or falsification of the content or appearance of this document is unlawful and offenders may be prosecuted to the fullest extent of the law.

Impedance Measurement Plot for Head TSL



Unless otherwise stated the results shown in this test report refer only to the sample(s) tested and such sample(s) are retained for 90 days only.

除非另有說明，此報告結果僅對測試之樣品負責，同時此樣品僅保留90天。本報告未經本公司書面許可，不可部份複製。

This document is issued by the Company subject to its General Conditions of Service printed overleaf, available on request or accessible at www.sgs.com/terms_and_conditions.htm and, for electronic format documents, subject to Terms and Conditions for Electronic Documents at www.sgs.com/terms_e-document.htm. Attention is drawn to the limitation of liability, indemnification and jurisdiction issues defined therein. Any holder of this document is advised that information contained hereon reflects the Company's findings at the time of its intervention only and within the limits of Client's instructions, if any. The Company's sole responsibility is to its Client and this document does not exonerate parties to a transaction from exercising all their rights and obligations under the transaction documents. This document cannot be reproduced except in full, without prior written approval of the Company. Any unauthorized alteration, forgery or falsification of the content or appearance of this document is unlawful and offenders may be prosecuted to the fullest extent of the law.

DASY5 Validation Report for Body TSL

Date: 18.01.2017

Test Laboratory: SPEAG, Zurich, Switzerland

DUT: Dipole 2600 MHz; Type: D2600V2; Serial: D2600V2 - SN:1005

Communication System: UID 0 - CW; Frequency: 2600 MHz

Medium parameters used: $f = 2600$ MHz; $\sigma = 2.2$ S/m; $\epsilon_r = 52.3$; $\rho = 1000$ kg/m³

Phantom section: Flat Section

Measurement Standard: DASY5 (IEEE/IEC/ANSI C63.19-2011)

DASY52 Configuration:

- Probe: EX3DV4 - SN7349; ConvF(7.48, 7.48, 7.48); Calibrated: 31.12.2016;
- Sensor-Surface: 1.4mm (Mechanical Surface Detection)
- Electronics: DAE4 Sn601; Calibrated: 04.01.2017
- Phantom: Flat Phantom 5.0 (back); Type: QD 000 P50 AA; Serial: 1002
- DASY52 52.8.8(1258); SEMCAD X 14.6.10(7372)

Dipole Calibration for Body Tissue/Pin=250 mW, d=10mm/Zoom Scan (7x7x7)/Cube 0:

Measurement grid: dx=5mm, dy=5mm, dz=5mm

Reference Value = 108.8 V/m; Power Drift = -0.04 dB

Peak SAR (extrapolated) = 28.8 W/kg

SAR(1 g) = 13.9 W/kg; SAR(10 g) = 6.2 W/kg

Maximum value of SAR (measured) = 23.3 W/kg

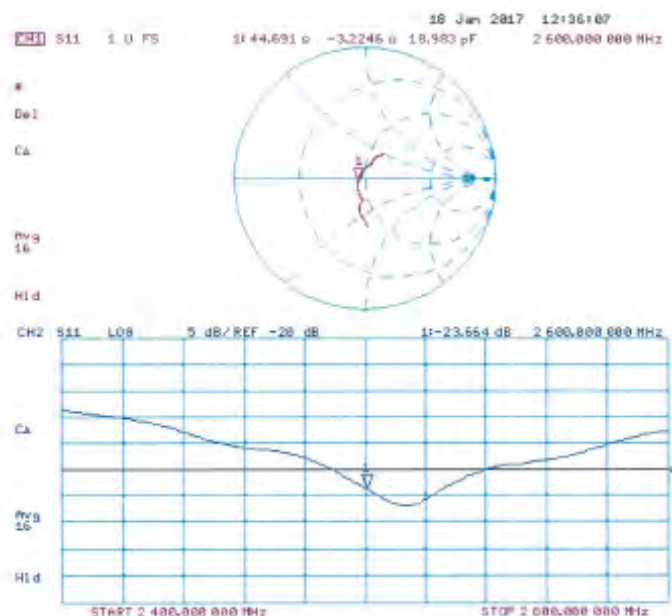


Unless otherwise stated the results shown in this test report refer only to the sample(s) tested and such sample(s) are retained for 90 days only.

除非另有說明，此報告結果僅對測試之樣品負責，同時此樣品僅保留90天。本報告未經本公司書面許可，不可部份複製。

This document is issued by the Company subject to its General Conditions of Service printed overleaf, available on request or accessible at www.sgs.com/terms_and_conditions.htm and, for electronic format documents, subject to Terms and Conditions for Electronic Documents at www.sgs.com/terms_e-document.htm. Attention is drawn to the limitation of liability, indemnification and jurisdiction issues defined therein. Any holder of this document is advised that information contained hereon reflects the Company's findings at the time of its intervention only and within the limits of Client's instructions, if any. The Company's sole responsibility is to its Client and this document does not exonerate parties to a transaction from exercising all their rights and obligations under the transaction documents. This document cannot be reproduced except in full, without prior written approval of the Company. Any unauthorized alteration, forgery or falsification of the content or appearance of this document is unlawful and offenders may be prosecuted to the fullest extent of the law.

Impedance Measurement Plot for Body TSL



- End of 1st part of report -

Unless otherwise stated the results shown in this test report refer only to the sample(s) tested and such sample(s) are retained for 90 days only.

除非另有說明，此報告結果僅對測試之樣品負責，同時此樣品僅保留90天。本報告未經本公司書面許可，不可部份複製。

This document is issued by the Company subject to its General Conditions of Service printed overleaf, available on request or accessible at www.sgs.com/terms_and_conditions.htm and, for electronic format documents, subject to Terms and Conditions for Electronic Documents at www.sgs.com/terms_e-document.htm. Attention is drawn to the limitation of liability, indemnification and jurisdiction issues defined therein. Any holder of this document is advised that information contained hereon reflects the Company's findings at the time of its intervention only and within the limits of Client's instructions, if any. The Company's sole responsibility is to its Client and this document does not exonerate parties to a transaction from exercising all their rights and obligations under the transaction documents. This document cannot be reproduced except in full, without prior written approval of the Company. Any unauthorized alteration, forgery or falsification of the content or appearance of this document is unlawful and offenders may be prosecuted to the fullest extent of the law.