Quick Start Guide
Multi-Language 2022-01-10

updated: (3) controls, (4.2) reset, P.11 Arabic RF power

Nokia Go Earbuds/ Pro
TWS-222

Quick Start Guide / دليل التشغيل السريع / Schnellstartanleitung / Guía de inicio rápido / Guide de démarrage rapide / Guida Rapida / Краткое вводное руководство / 快速入門指南 / 快速入门指南 / Snabbstartsguide / Skrócona instrukcja obsługi / Ghid de inițiere rapidă / Коротка інструкція користувача/ 사용자 매뉴얼

EN
AR
CR
ES
FR
IT
PL
PT
RU
TC
TR
SC
HU
SK
UR
LR

NOKIA

What's in the box

- Charging case
- Earbuds (L/R)
- Ear tips (S/M/L)
- USB Type-C cable
- Quick Start Guide

Product Overview

Charging case:

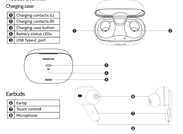

Earbuds



1

---

1. Get started

1.1 Before using Nokia Go Earbuds/ Pro, take off the film on the earbuds and place the earbuds back in the charging case. Then connect the USB Type-C cable to a power source to begin charging. Fully charge the earbuds and the charging case before the first use.

1.2 For optimal fit and audio performance, replace the ear tips with the size that best suits you.

2

---

2. Pair and connect with Bluetooth

2.1 Pairing with the device

2.1a Turning on and pairing:
When you take the earbuds out from the charging case, the earbuds will turn on and pair with each other automatically. When they have successfully paired, the LED indicator light of the right earbud will flash blue and red alternately and the earbuds are ready to connect with your Bluetooth® device.

2.1b Connecting with your Bluetooth device:
Turn on Bluetooth in your device and choose "Nokia TWS-222" from the Bluetooth menu to connect.

During the connection process, the LED indicator light of the right earbud will flash blue and red alternately.

The LED indicator lights of the earbuds will turn off after 10 seconds when they are successfully connected via Bluetooth.

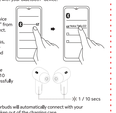

0 / / 10 secs

2.2 After the initial pairing, the earbuds will automatically connect with your Bluetooth device whenever taken out of the charging case.

2.3 The earbuds will automatically power off if there is no Bluetooth connection within 5 minutes.

3

---

3. Using your earbuds

3.1. Touch control



4. Additional controls

4.1 Use single earbud:
You can use either left or right bud as a mono headset after initial pairing.

4.2 Reset to the original settings:
① Press and hold touch control for 7 seconds to turn off.
② Keep earbuds in charging case for 10 secs.
③ Earbuds LED will flash purple 3 times when earbuds are reserted.

5. Low latency mode
(gaming & video mode)

5.1 Tap touch control 3/4/5 + times to toggle between low latency mode > OFF.

4

Product and safety information

Remote control functions may vary depending on the model of your device and application. Sound track instructions do not respond to iOS devices. Since devices with Bluetooth wireless technology communicate using radio waves, there is no need for line of sight between the Bluetooth devices must, however, be within 10 meters (33 feet) of each other, although the connection may be subject to interference from obstructions such as walls or from other electronic devices.

Frequency Band: (+20 MHz / 2.402 MHz Maximum Radio Frequency Power: -4 / +4dBm

For your safety

Important: Read these simple guidelines. Not following them may be dangerous or against local laws and regulations. For further info, read the complete user guide.

Switch off when in flight.
Switch the device off when a Bluetooth headset use is not allowed or when it may cause interference or danger, for example, in aircraft, in hospitals or near medical equipment, fuel, chemicals, or blasting areas. Obey all instructions in restricted areas.

Interfere
All wireless devices may be susceptible to interference, which could affect performance.

Batteries, chargers, and other accessories
Use only batteries, chargers, and other accessories approved by HMD Global Oy for use with this device. Do not connect incompatible products.

Protect your hearing
To prevent possible hearing damage, do not listen at high volume levels for long periods.

Hearing
Warning: When you use the headset, your ability to hear outside sounds may be affected. Do not use the headset where it can endanger your safety.

Small children
Your device and its accessories are not toys. They may contain small parts. Keep them out of the reach of small children.

Take care of your device

Your device is a product of superior design and craftmanship. The following suggestions help you keep your device operational. Handle the device, its accessories, memory cards, and all cases with care. Avoid dirt or moisture can contain minerals that corrode electronic circuits.

5

- Do not use or store the device in dusty or dirty areas.
- Do not store the device in high temperatures. High temperatures may damage the device or batteries.
- Do not store the device in cold temperatures. When the device warms to its normal temperature, moisture can form inside the device and damage it.
- Do not open the device other than as instructed in the user guide.
- Do not drop, knock, or shake the device or the battery. Rough handling can break it.
- Only use a soft, clean, dry cloth to clean the surface of the device.
- Do not paint the device. Paint can prevent proper operation.

Recycle

Always return your used electronic products, batteries and packaging materials to dedicated collection points. This way you help prevent uncontrolled waste disposal and promote the recycling of materials. Electrical and electronic products contain a lot of valuable materials, including parts that can be recycled. When you return your used electronic products to collection points, parts, other, and pollutants, all materials of the device can be recovered as materials and energy.

Crossed-out wheelie bin symbol

This crossed-out wheelie bin symbol on your product, battery, literature, or packaging reminds you that all electrical and electronic products and batteries must be taken to separate collection at the end of their working life. These items must be taken to the collection point municipal waste. Take them for recycling. For info on your nearest recycling point, check with your local waste authority.

Battery info

your device has an internal, non-removable, rechargeable battery. Do not attempt to remove the battery or replace it yourself. The battery can lose its ability to provide power over extended periods of time, but it will eventually wear out. Charging time can vary depending on device capability.

Battery safety

If left unused, a fully charged battery will lose its charge over time. Always keep the battery between 15°C and 25°C (59°F and 77°F) for optimal performance. Extreme temperatures reduce the capacity and lifetime of the battery. Keep the battery dry and protected from metal objects. Do not short circuit. Do not dispose of batteries in a fire as they may explode. Obey local regulations. Recycle when

6

---

possible. Do not dispose as household waste.
Use the battery and charger for their intended purposes only. Improper use, or use of unapproved or incompatible batteries or chargers may present a risk of fire, explosion, or other hazard, and may invalidate any approval or warranty. If you believe the battery or charger is damaged, take it to a service center for inspection before continuing to use it. Do not use a damaged battery or charger. Only use the charger indoors. Do not charge your device during a lightning storm.

Implanted medical devices

Manufacturers of implantable medical devices recommend a minimum separation of 15 centimeters (6 inches) between a wireless device and the implanted medical device. Persons who have such devices should:

- Always keep the wireless device more than 15.3 centimeters (6 inches) from the medical device.
- Not carry the wireless device in a breast pocket.
- Switch the wireless device off if there is any reason to suspect that interference is taking place.
- Follow the manufacturer directions for the implanted medical device.

If you have any questions about using your wireless device with an implanted medical device, consult your health care provider.

Copyrights and other notices

The availability of products, features, apps, and services may vary by region. For more info, contact your dealer or your service provider. This device may contain commodities, technology or software subject to export laws and regulations from the US and other countries. Diversion contrary to law is prohibited.

The contents of this document are provided "as is". Except as required by applicable law, no warranties of any kind, either express or implied, including, but not limited to, the implied warranties of merchantability and fitness for a particular purpose, are made in relation to the accuracy, reliability or contents of this document. HMD Global reserves the right to revise this document or withdraw it at any time without prior notice.

Reproduction, transfer, or distribution of part or all of the contents in this document in any form without the prior written permission of HMD Global is prohibited. HMD Global operates a policy of continuous development. HMD Global reserves the right to make changes and improvements to any of the products described in this document without prior notice.

Manufacturer and importer in EU: HMD Global Oy, Bertel Jungin aukio 9, 02600 Espoo, Finland. HMD

7

Global Privacy Policy, available at http://www.nokia.com/phones/privacy, applies to your use of this device.

In the unlikely event that this product is faulty, please return it to the store where you purchased it with your proof of purchase. For more information on this or other products please visit www.nokia.com/phones/support.

© 2022 HMD Global. All rights reserved. HMD Global Oy is the exclusive licensee of the Nokia brand for phones & tablets. Nokia is a registered trademark of Nokia Corporation.

Other product and company names are owned by the Bluetooth SIG, Inc. and any use of such marks by HMD Global is under license.

Declaration of conformity

CE Hereby, HMD Global Oy declares that this product is in compliance with the essential requirements and other relevant provisions of Directive 2014/53/EU. A copy of the declaration of conformity can be found at www.nokia.com/phones/declaration-of-conformity.

FCC Notice to users

The following statement applies to all products that bear the FCC logo and/or FCC ID on the product label.

This equipment has been tested and found to comply with the limits for a Class B digital device, pursuant to Part 15 of the FCC Rules. See 47 CFR Sec. 15.105(b).

These limits are designed to provide reasonable protection against harmful interference in a residential installation. This equipment generates, uses and can radiate radio frequency energy and, if not installed and used in accordance with the instructions, may cause harmful interference to radio communications. However, there is no guarantee that interference will not occur in a particular installation. If this equipment does cause harmful interference to radio or television reception, which can be determined by turning the equipment off and on, the user is encouraged to try to correct the interference by one or more of the following measures:

- Reorient or relocate the receiving antenna.
- Increase the separation between the equipment and the receiver.
- Connect the equipment into an outlet on a circuit different from that to which the receiver is connected.
- Consult the dealer or an experienced radio/TV technician for help.

This device complies with part 15 of the FCC Rules.

Operation is subject to the following two conditions:

(1) This device may not cause harmful interference, and

8

---

(2) This device must accept any interference received, including interference that may cause undesired operation. FCC Caution: Any changes or modifications not expressly approved by the party responsible for compliance could void the user's authority to operate the equipment. See 47 CFR Sec. 15.21.

Industry Canada notice to users

This device contains licence-exempt transmitter(s)/receiver(s) that comply with Innovation, Science and Economic Development Canada's licence-exempt RSS(s). Operation is subject to the following two conditions:

(1) This device may not cause interference.

(2) This device must accept any interference, including interference that may cause undesired operation of the device.

L'émetteur/récepteur exempt de licence contenu dans le or il sont exempt de licence aux CNR-d'Innovation, Sciences et Développement Canada applicables aux appareils radio exempts de licence. L'exploitation est autorisée à deux conditions suivantes :

(1) L'appareil ne doit pas produire de brouillage,

(2) L'appareil doit accepter tout brouillage radio-électrique subi, et ne se le brouillage est susceptible d'en compromettre le fonctionnement.

FCC ID: 2AJOT-TWS222
IC:23070-TWS222

9

10

11