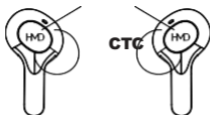


HMD DUB P70 ENC User Guide

Power ON



Step 1: To switch the earbuds on (Smart Power On), open the lid of the charging case when the earbuds are inside and the earbuds power on automatically. This is indicated by a solid LED light for few seconds .

Alternatively, long touch (3-5 seconds) the CTC (Capacitive Touch Control) on both earbuds to manually power on the earbuds.

Step 2: After powering on, the earbuds are ready to be paired and enter the Connection Mode. This is indicated by LED flashes on the primary earbud.

For an online user guide, warranty information, and troubleshooting help, go to <https://www.hmd.com/support>.

Pair your device

Step 1: Turn on the Bluetooth® functionality on your device and scan for devices.

Step 2: Select 'DUB P70 ENC' from the list of available devices to pair.

Bluetooth connection is indicated by solid LED light for few seconds.

Note: Pairing mode lasts for 5 minutes after which the LED flashes for few seconds and the earbuds turn off automatically. If the pairing duration is missed, you will have to reconnect the earbuds and follow the steps again.

After initial pairing, DUB P70 ENC will automatically connect to the previously paired devices within the working range.

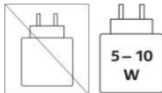
Charging your Earbuds

To charge the earbuds, place them inside the charging case in the correct orientation and close the lid. White LED light on the case remains on while charging the earbuds and turns off when the earbuds are fully charged.

Charging your Case

To charge the case, plug one end of the provided USB Type-C cable into the case and connect the other end to a power source (Laptop/power bank/wall adapter).

For environmental reasons this package does not include a charger. This device can be powered with most USB power adapters and a cable with USB Type-C plug. Please use only chargers and cables that are compliant with applicable country regulations, international



and regional safety standards to avoid any risk of property loss or personal injury.

The power delivered by the charger must be between min 5 Watts required by the radio equipment, and max 10 Watts in order to achieve the maximum charging speed.





Product and safety information

Remote control functions may vary depending on the model of your device and application. Soundtrack instructions do not respond to iOS devices. Since devices with Bluetooth wireless technology communicate using radio waves, they do need to be in direct line-of-sight. Bluetooth devices must however be within 10 meters (33 feet) of each other, although the connection may be subject to interference from obstructions such as walls or from other electronic devices.

Frequency Band: 2402 MHz - 2480 MHz

Maximum Radio Frequency Power: <4 dBm

For your Safety

	Important: Read these simple guidelines. Not following them may be dangerous or against local laws and regulations. For further info read the complete user guide.
	Switch off in restricted areas. Switch the device off when a wireless headset use is not allowed or when it may cause interference or danger, for example in aircraft, in hospitals, or near medical equipment, fuel, chemicals or blasting areas. Obey all instructions in restricted areas.
	Interference: All wireless devices may be susceptible to interference, which could affect performance.
	Batteries, chargers and other accessories: Use only batteries, chargers, and other accessories approved by HMD Global Oy for use with this device. Do not connect incompatible products.
	Protect your hearing: To prevent possible hearing damage, do not listen at high volumes levels for long periods. Warning: When you use the headset, your ability to hear outside sounds may be affected. Do not use the headset where it can endanger your safety.

Small children: Your device and its accessories are not toys. They may contain small parts. Please keep them out of reach of small children.
--

Take Care of your device

Handle your device with care. The following suggestions help you keep your device operational:

- ✓ Keep the device dry. Precipitation, humidity, and all types of liquids or moisture can contain minerals that corrode circuits.
- ✓ Do not use or store the device in dusty or dirty areas.
- ✓ Do not store the device in high temperatures. High temperatures may damage the device or battery.
- ✓ Do not store the device in cold temperatures. When the device warms to its normal temperature, moisture can form inside the device and damage it.
- ✓ Do not open the device other than as instructed in the user guide.
- ✓ Do not drop, knock or shake the device or the battery. Rough handling can break it.
- ✓ Only use soft, clean, dry cloth to clean the surface of the device.
- ✓ Do not paint the device. Painting can prevent proper operation.

Recycle



Always return your used electronic products, batteries, and packaging materials to dedicated collection points. This way you help prevent uncontrolled waste disposal and promote the recycling of materials. Electrical and electronic products contain a lot of valuable materials, including metals (such as copper, aluminum, steel, and magnesium) and precious metals (such as gold, silver, and palladium). All materials of the device can be recovered as materials and energy.

Crossed-out wheelie bin symbol



The crossed-out wheelie bin symbol on your product, battery, literature, or packaging reminds you that all electrical and electronic products and batteries must be taken to separate collection at the end of their working life.

Remember to remove personal data from the device first. Do not dispose of these products as unsorted municipal waste: take them for recycling. For info on your nearest recycling point, check with your local waste authority, or read about HMD's take-back program and its availability in your country at www.hmd.com/support/topics/recycle.

Battery info

Your device has an internal, non-removable, rechargeable battery. Do not attempt to remove the battery, as you may damage the device. The battery can be charged and discharged hundreds of times, but it will eventually wear out. Charging time can vary depending on device capability.

Battery safety

If left unused, a fully charged battery will lose its charge over time. Always keep the battery between 15°C and 25°C (59°F and 77°F) for optimal performance. Extreme temperatures reduce the capacity and lifetime of the battery. A device with a hot or cold battery may not work temporarily. Do not dispose of batteries in a fire as they may explode. Obey local regulations. Recycle it when possible. Do not dispose of it as household waste. Use the battery for its intended purpose only. Improper use, or use of unapproved or incompatible batteries may present a risk of fire, explosion, or other hazard, and may invalidate any approval or warranty. If you believe the battery or charger is damaged, take it to a service center or your local shop before continuing to use it. Never use a damaged battery or charger. Only use the charger indoors. Do not charge your device during a lightning storm.

Implanted medical devices

To avoid potential interference, manufacturers of implanted medical devices recommend a minimum separation of 15.3 centimeters (6 inches) between a wireless device and the medical device. People who have such devices should:

- ✓ Always keep the wireless device more than 15.3 centimeters (6 inches) from the medical device.

- ✓ Switch the wireless device off if there is any reason to suspect that interference is taking place.
- ✓ Follow the manufacturer directions for the implanted medical device.

If you have any questions about using your wireless device with an implanted medical device, consult your health care provider.

Copyrights and other notices

The availability of products, features, apps, and services may vary by region. For more info, contact your dealer or your service provider. This device may contain commodities, technology or software subject to export laws and regulations from the US and other countries. Diversion contrary to law is prohibited.

The contents of this document are provided “as is”. Except as required by applicable law, no warranties of any kind, either express or implied, including, but not limited to, the implied warranties of merchantability and fitness for a particular purpose, are made in relation to the accuracy, reliability or contents of this document. HMD Global reserves the right to revise this document or withdraw it at any time without prior notice. Reproduction, transfer or distribution of part or all of the contents in this document in any form without the prior written permission of HMD Global is prohibited. HMD Global operates a policy of continuous development. HMD Global reserves the right to make changes and improvements to any of the products described in this document without prior notice.

Manufacturer and importer in EU: HMD Global Oy, Bertel Jungin aukio 9, 02600 Espoo, Finland. HMD Global Privacy Policy, available at <http://www.hmd.com/privacy>, applies to your use of the device.

In the unlikely event that this product is faulty, please return it to the store where you purchased it with your proof of purchase. For more information on this or other products please visit <http://www.hmd.com/phones/support>. Email: support.global@hmdglobal.com.

TM and © 2025 HMD Global. All rights reserved.

The Bluetooth word mark and logos are owned by the Bluetooth SIG, Inc. and any use of such marks by HMD Global is under license. All other trademarks are the property of their respective owners.

Declaration of conformity

Hereby, HMD Global Oy declares that this product is in compliance with the essential requirements and other relevant provisions of Directive 2014/53/EU. A copy of the Declaration of Conformity can be found at: www.hmd.com/mobile-declaration-of-conformity.

FCC Notice to Users

The following statement applies to all products that bear the FCC logo and/or FCC ID on the product label.

This equipment has been tested and found to comply with the limits for a Class B digital device, pursuant to part 15 of the FCC Rules. See 47 CFR Sec. 15.105(b).

These limits are designed to provide reasonable protection against harmful interference in a residential installation. This equipment generates, uses and can radiate radio frequency energy and, if not installed and used in accordance with the instructions, may cause harmful interference to radio communications. However, there is no guarantee that interference will not occur in a particular installation. If this equipment does cause harmful interference to radio or television reception, which can be determined by turning the equipment off and on, the user is encouraged to try to correct the interference by one or more of the following measures:

- Reorient or relocate the receiving antenna.
- Increase the separation between the equipment and the receiver.
- Connect the equipment to an outlet on a circuit different from that to which the receiver is connected.
- Consult the dealer or an experienced radio/TV technician for help.

This device complies with part 15 of the FCC Rules.

Operation is subject to the following two conditions: (1) This device may not cause harmful interference, and (2) This device must accept any interference received, including interference that may cause undesired operation. See 47 CFR Sec. 15.19(a)(3). HMD Global has not approved any changes or modifications to this device by the user. Any changes or modifications could void the user's authority to operate the equipment. See 47 CFR Sec. 15.21.

FCC ID: 2AJOT-DUBP70ENC