



# FCC RF Test Report

**APPLICANT** : RealWear, Inc.  
**EQUIPMENT** : Head Mounted Tablet  
**BRAND NAME** : realwear  
**MODEL NAME** : A31G  
**FCC ID** : 2AJOR3101GAA  
**STANDARD** : FCC Part 15 Subpart C §15.247  
**CLASSIFICATION** : (DTS) Digital Transmission System  
**TEST DATE(S)** : Jun. 21, 2025 ~ Jul. 05, 2025

We, Sporton International Inc. (Kunshan), would like to declare that the tested sample has been evaluated in accordance with the test procedures and has been in compliance with the applicable technical standards.

This report contains data that were produced under subcontract by Sporton International Inc. (Shenzhen)

The test results in this report apply exclusively to the tested model / sample. Without written approval of Sporton International Inc. (Kunshan), the test report shall not be reproduced except in full.

Jason Jia

---

Approved by: Jason Jia



***Sporton International Inc. (Kunshan)***

***No. 1098, Pengxi North Road, Kunshan Economic Development Zone Jiangsu Province 215300  
People's Republic of China***



## TABLE OF CONTENTS

<b>REVISION HISTORY.....</b>	<b>3</b>
<b>SUMMARY OF TEST RESULT .....</b>	<b>4</b>
<b>1 GENERAL DESCRIPTION.....</b>	<b>5</b>
1.1 Applicant.....	5
1.2 Manufacturer.....	5
1.3 Product Feature of Equipment Under Test.....	5
1.4 Product Specification of Equipment Under Test.....	5
1.5 Modification of EUT .....	6
1.6 Testing Location .....	6
1.7 Test Software.....	6
1.8 Applicable Standards.....	7
<b>2 TEST CONFIGURATION OF EQUIPMENT UNDER TEST.....</b>	<b>8</b>
2.1 Carrier Frequency Channel .....	8
2.2 Test Mode.....	9
2.3 Connection Diagram of Test System.....	10
2.4 Support Unit used in test configuration and system .....	11
2.5 EUT Operation Test Setup .....	11
2.6 Measurement Results Explanation Example.....	11
<b>3 TEST RESULT .....</b>	<b>12</b>
3.1 6dB and 99% Bandwidth Measurement .....	12
3.2 Output Power Measurement.....	19
3.3 Power Spectral Density Measurement .....	20
3.4 Conducted Band Edges and Spurious Emission Measurement .....	27
3.5 Radiated Band Edges and Spurious Emission Measurement .....	36
3.6 AC Conducted Emission Measurement.....	40
3.7 Antenna Requirements.....	42
<b>4 LIST OF MEASURING EQUIPMENT.....</b>	<b>43</b>
<b>5 MEASUREMENT UNCERTAINTY.....</b>	<b>44</b>
<b>APPENDIX A. CONDUCTED TEST RESULTS</b>	
<b>APPENDIX B. AC CONDUCTED EMISSION TEST RESULT</b>	
<b>APPENDIX C. RADIATED SPURIOUS EMISSION</b>	
<b>APPENDIX D. DUTY CYCLE PLOTS</b>	
<b>APPENDIX E. SETUP PHOTOGRAPHS</b>	



## REVISION HISTORY

REPORT NO.	VERSION	DESCRIPTION	ISSUED DATE
FR560322B	Rev. 01	Initial issue of report	Jul. 24, 2025

## SUMMARY OF TEST RESULT

Report Section	FCC Rule	Description	Limit	Result	Remark
3.1	15.247(a)(2)	6dB Bandwidth	$\geq 0.5\text{MHz}$	Pass	-
3.1	-	99% Bandwidth	-	Report only	-
3.2	15.247(b)(3)	Peak Output Power	$\leq 30\text{dBm}$	Pass	-
3.3	15.247(e)	Power Spectral Density	$\leq 8\text{dBm}/3\text{kHz}$	Pass	-
3.4	15.247(d)	Conducted Band Edges and Spurious Emission	$\leq 20\text{dBc}$	Pass	-
3.5	15.247(d)	Radiated Band Edges and Spurious Emission	15.209(a) & 15.247(d)	Pass	Under limit 10.92 dB at 2483.50 MHz
3.6	15.207	AC Conducted Emission	15.207(a)	Pass	Under limit 5.03 dB at 0.21 MHz
3.7	15.203 & 15.247(b)	Antenna Requirement	15.203 & 15.247(b)	Pass	-

**Conformity Assessment Condition:**

- The test results (PASS/FAIL) with all measurement uncertainty excluded are presented against the regulation limits or in accordance with the requirements stipulated by the applicant/manufacture who shall bear all the risks of non-compliance that may potentially occur if measurement uncertainty is taken into account.
- The measurement uncertainty please refer to each test result in the section "Measurement Uncertainty"

**Disclaimer:**

The product specifications of the EUT presented in the test report that may affect the test assessments are declared by the manufacturer who shall take full responsibility for the authenticity.



# 1 General Description

## 1.1 Applicant

RealWear, Inc.

600 Hatheway Road, Vancouver, WA, 98661

## 1.2 Manufacturer

RealWear, Inc.

600 Hatheway Road, Vancouver, WA, 98661

## 1.3 Product Feature of Equipment Under Test

Product Feature	
Equipment	Head Mounted Tablet
Brand Name	realwear
Model Name	A31G
FCC ID	2AJOR3101GAA
SN Code	Conducted: D1E6R414D2563837 Conduction: D1E6R414D2563886 Radiation: D1E6R414D2563847
HW Version	A
SW Version	1.0.5-15-T.ARC3.G
EUT Stage	Identical Prototype

**Remark:** The above EUT's information was declared by manufacturer. Please refer to the specifications or user's manual for more detailed description.

## 1.4 Product Specification of Equipment Under Test

Standards-related Product Specification	
Tx/Rx Frequency Range	2402 MHz ~ 2480 MHz
Number of Channels	40
Carrier Frequency of Each Channel	40 Channel(37 hopping + 3 advertising channel)
Maximum Output Power to Antenna	BLE 1Mbps: 8.53 dBm (0.0071 W) BLE 2Mbps: 8.79 dBm (0.0076 W)
99% Occupied Bandwidth	BLE 1Mbps:0.674MHz BLE 2Mbps:2.030MHz
Antenna Type / Gain	PIFA Antenna type with gain 0.51 dBi
Type of Modulation	Bluetooth LE : GFSK



## 1.5 Modification of EUT

No modifications are made to the EUT during all test items.

## 1.6 Testing Location

Sporton International Inc. (Kunshan) is accredited to ISO/IEC 17025:2017 by American Association for Laboratory Accreditation with Certificate Number 5145.02.

<b>Test Firm</b>	Sporton International Inc. (Kunshan)		
<b>Test Site Location</b>	No. 1098, Pengxi North Road, Kunshan Economic Development Zone Jiangsu Province 215300 People's Republic of China TEL : +86-512-57900158		
<b>Test Site No.</b>	<b>Sporton Site No.</b>	<b>FCC Designation No.</b>	<b>FCC Test Firm Registration No.</b>
	03CH03-KS	CN1257	314309

Sporton International Inc. (Shenzhen) is accredited to ISO/IEC 17025:2017 by American Association for Laboratory Accreditation with Certificate Number 5145.01.

<b>Test Firm</b>	Sporton International Inc. (Shenzhen)		
<b>Test Site Location</b>	101, 1st Floor, Block B, Building 1, No. 2, Tengfeng 4th Road, Fenghuang Community, Fuyong Street, Baoan District, Shenzhen City, Guangdong Province 518103 People's Republic of China TEL: +86-755-86066985		
<b>Test Site No.</b>	<b>Sporton Site No.</b>	<b>FCC Designation No.</b>	<b>FCC Test Firm Registration No.</b>
	TH01-SZ CO02-SZ	CN1256	421272

Test data subcontracted: Conducted test cases in section 3.1~3.4 & 3.6 of this report.

## 1.7 Test Software

Item	Site	Manufacturer	Name	Version
1.	03CH03-KS	AUDIX	E3	210616
2.	CO02-SZ	AUDIX	E3	6.120613b



## 1.8 Applicable Standards

According to the specifications of the manufacturer, the EUT must comply with the requirements of the following standards:

- ♦ 47 CFR Part 15 Subpart C §15.247
- ♦ FCC KDB 558074 D01 15.247 Meas Guidance v05r02
- ♦ ANSI C63.10-2013

### **Remark:**

1. All test items were verified and recorded according to the standards and without any deviation during the test.
2. This EUT has also been tested and complied with the requirements of FCC Part 15, Subpart B, recorded in a separate test report.



## 2 Test Configuration of Equipment Under Test

### 2.1 Carrier Frequency Channel

Frequency Band	Channel	Freq. (MHz)	Channel	Freq. (MHz)
2400-2483.5 MHz	0	2402	21	2444
	1	2404	22	2446
	2	2406	23	2448
	3	2408	24	2450
	4	2410	25	2452
	5	2412	26	2454
	6	2414	27	2456
	7	2416	28	2458
	8	2418	29	2460
	9	2420	30	2462
	10	2422	31	2464
	11	2424	32	2466
	12	2426	33	2468
	13	2428	34	2470
	14	2430	35	2472
	15	2432	36	2474
	16	2434	37	2476
	17	2436	38	2478
	18	2438	39	2480
	19	2440	-	-
	20	2442	-	-



## 2.2 Test Mode

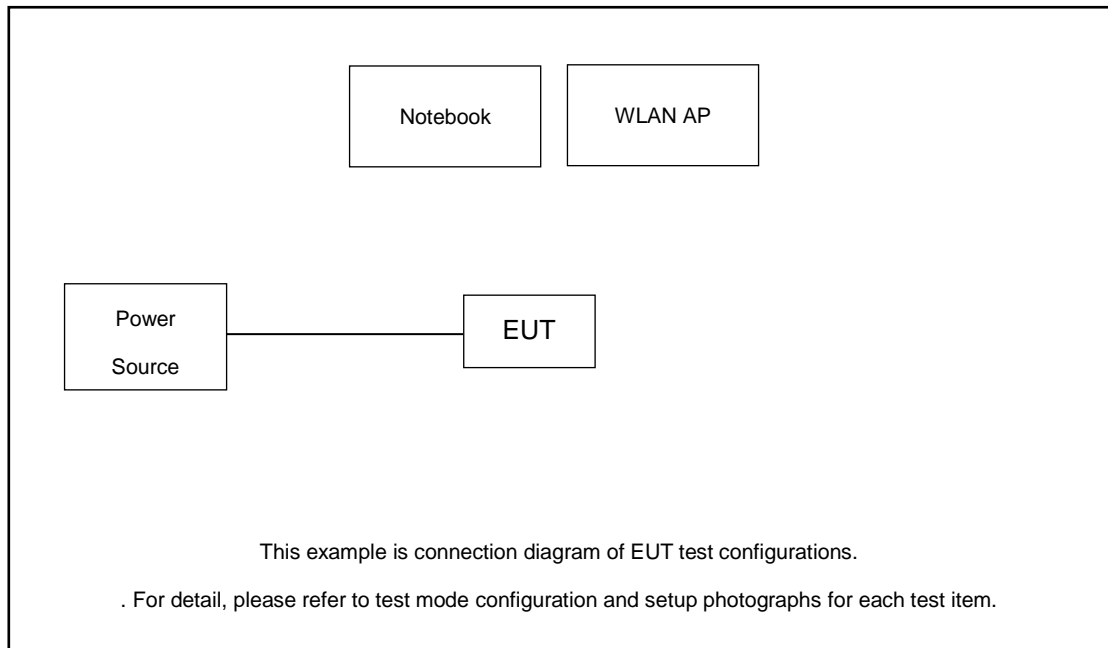
- a. The EUT has been associated with peripherals and configuration operated in a manner tended to maximize its emission characteristics in a typical application. Frequency range investigated: conduction emission (150 kHz to 30 MHz), radiation emission (9 kHz to the 10th harmonic of the highest fundamental frequency or to 40 GHz, whichever is lower). For radiated measurement, pre-scanned in three orthogonal panels, X, Y, Z. The worst cases (X plane) were recorded in this report.
- b. AC power line Conducted Emission was tested under maximum output power.

The following summary table is showing all test modes to demonstrate in compliance with the standard.

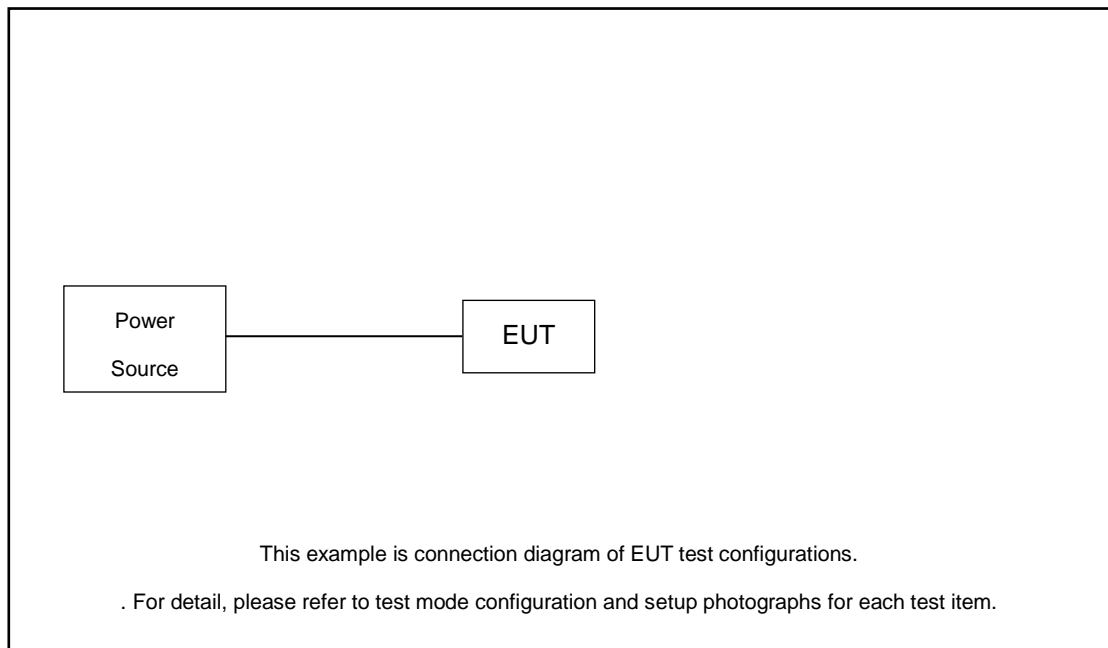
Summary table of Test Cases	
Test Item	Data Rate / Modulation
	Bluetooth – LE / GFSK
<b>Conducted TCs</b>	Mode 1: Bluetooth Tx CH00_2402 MHz_BLE 1Mbps
	Mode 2: Bluetooth Tx CH19_2440 MHz_BLE 1Mbps
	Mode 3: Bluetooth Tx CH39_2480 MHz_BLE 1Mbps
	Mode 4: Bluetooth Tx CH01_2402 MHz_BLE 2Mbps
	Mode 5: Bluetooth Tx CH19_2440 MHz_BLE 2Mbps
	Mode 6: Bluetooth Tx CH38_2480 MHz_BLE 2Mbps
<b>Radiated TCs</b>	Mode 1: Bluetooth Tx CH00_2402 MHz_BLE 1Mbps
	Mode 2: Bluetooth Tx CH19_2440 MHz_BLE 1Mbps
	Mode 3: Bluetooth Tx CH39_2480 MHz_BLE 1Mbps
	Mode 4: Bluetooth Tx CH01_2402 MHz_BLE 2Mbps
	Mode 5: Bluetooth Tx CH19_2440 MHz_BLE 2Mbps
	Mode 6: Bluetooth Tx CH38_2480 MHz_BLE 2Mbps
<b>AC Conducted Emission</b>	Mode 1: Bluetooth Link + WLAN Link (2.4G) + USB Cable (Charging from Adapter)
<b>Remark:</b> For Radiated Test Cases, The tests were performed with Adapter and USB Cable.	

## 2.3 Connection Diagram of Test System

AC Conducted Emission:



Radiated Emission:



## 2.4 Support Unit used in test configuration and system

Item	Equipment	Trade Name	Model Name	FCC ID	Data Cable	Power Cord
1.	WLAN AP	Dlink	DIR-820L	KA2DIR628A2	N/A	Unshielded, 1.8 m
2.	Notebook	DELL	Latiude 3400	FCC DoC	N/A	Unshielded, 1.8m
3.	Adapter	realwear	N/A	N/A	N/A	N/A

## 2.5 EUT Operation Test Setup

For BLE function, the engineering test program was provided and enabled to make EUT continuous transmit.

For AC power line conducted emissions, the EUT was set to connect with the Notebook under large package sizes transmission.

## 2.6 Measurement Results Explanation Example

### For all conducted test items:

The offset level is set in the spectrum analyzer to compensate the RF cable loss and attenuator factor between EUT conducted output port and spectrum analyzer. With the offset compensation, the spectrum analyzer reading level is exactly the EUT RF output level.

Example :

The spectrum analyzer offset is derived from RF cable loss and attenuator factor.

*Offset = RF cable loss + attenuator factor.*

Following shows an offset computation example with cable loss 1.3 dB and 10dB attenuator.

$$\begin{aligned}\text{Offset(dB)} &= \text{RF cable loss(dB)} + \text{attenuator factor(dB)} \\ &= 1.3 + 10 = 11.3 \text{ (dB)}\end{aligned}$$

### 3 Test Result

#### 3.1 6dB and 99% Bandwidth Measurement

##### 3.1.1 Limit of 6dB and 99% Bandwidth

The minimum 6 dB bandwidth shall be at least 500 kHz.

##### 3.1.2 Measuring Instruments

The section 4.0 of List of Measuring Equipment of this test report is used for test.

##### 3.1.3 Test Procedures

1. The testing follows ANSI C63.10-2013 clause 11.8
2. The RF output of EUT was connected to the spectrum analyzer by RF cable and attenuator. The path loss was compensated to the results for each measurement.
3. Set to the maximum power setting and enable the EUT transmit continuously.
4. Make the measurement with the spectrum analyzer's resolution bandwidth (RBW) = 100 kHz. Set the Video bandwidth (VBW) = 300 kHz. In order to make an accurate measurement. The 6 dB bandwidth must be greater than 500 kHz.
5. For 99% Bandwidth Measurement, the spectrum analyzer's resolution bandwidth (RBW) is set 1% to 5% of the 99% OBW and the VBW is set to 3 times of the RBW.
6. Measure and record the results in the test report.

##### 3.1.4 Test Setup



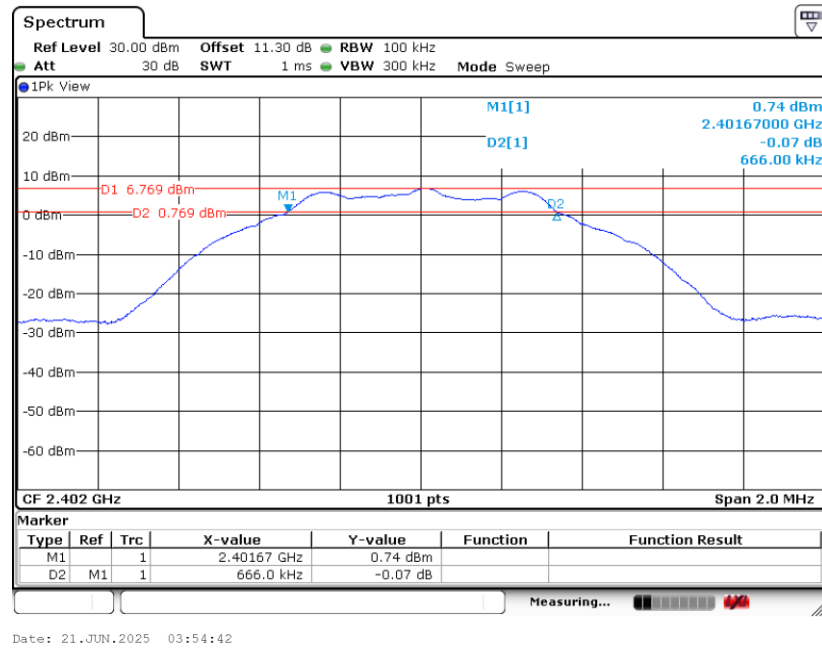
##### 3.1.5 Test Result of 6dB and 99% Bandwidth

Please refer to Appendix A.

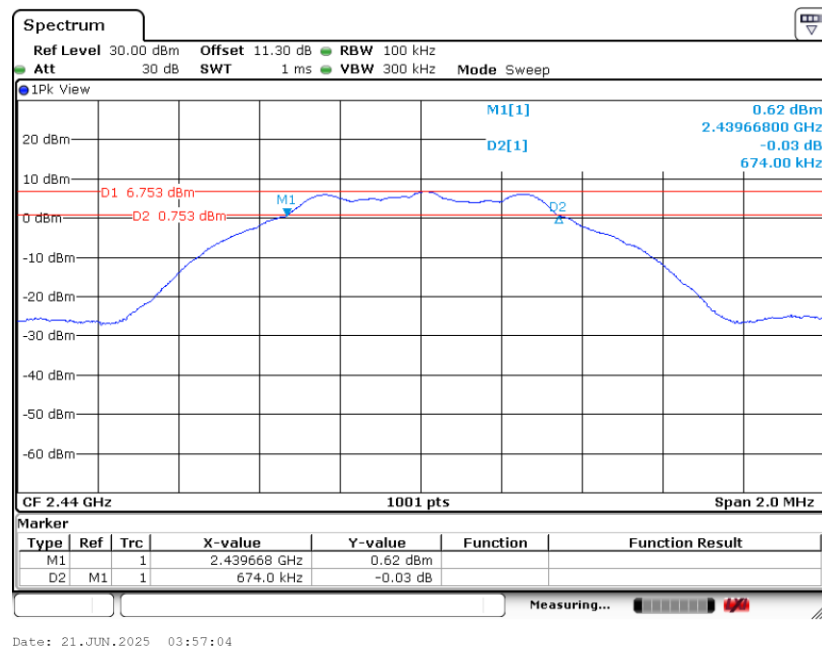


BLE 1Mbps

6 dB Bandwidth Plot on Channel 00

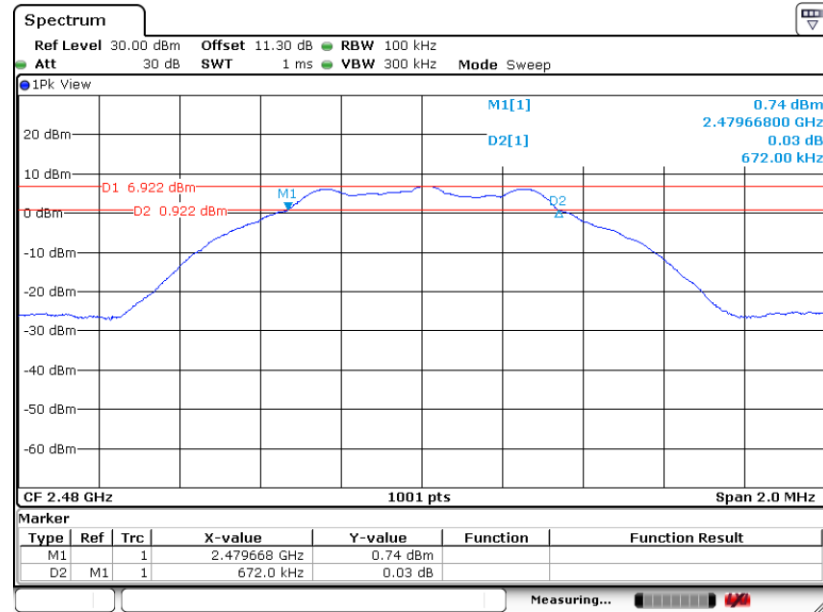


6 dB Bandwidth Plot on Channel 19





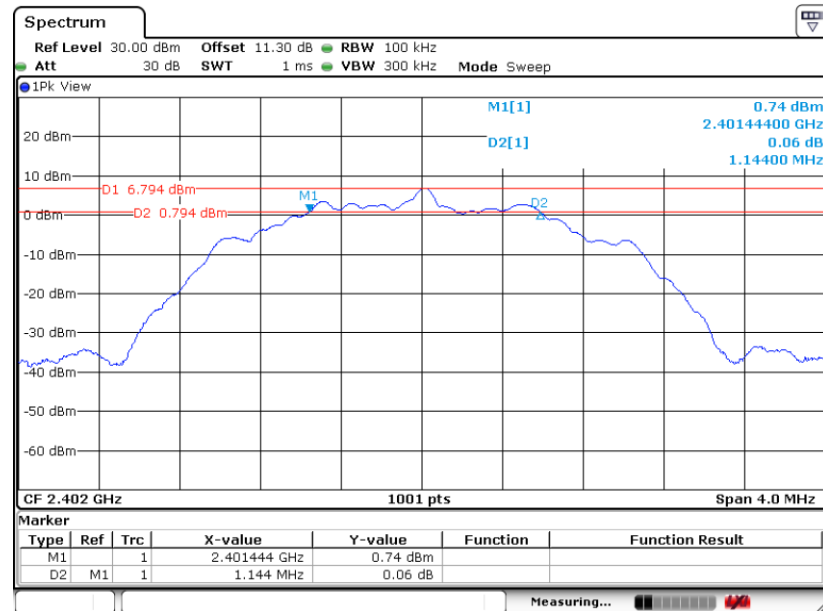
### 6 dB Bandwidth Plot on Channel 39



Date: 21.JUN.2025 03:59:17

### BLE 2Mbps

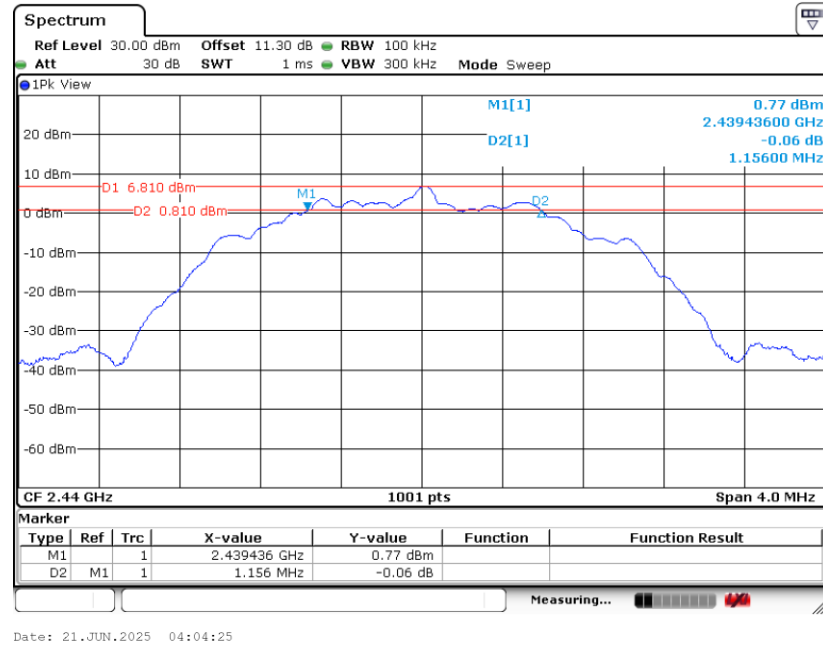
### 6 dB Bandwidth Plot on Channel 00



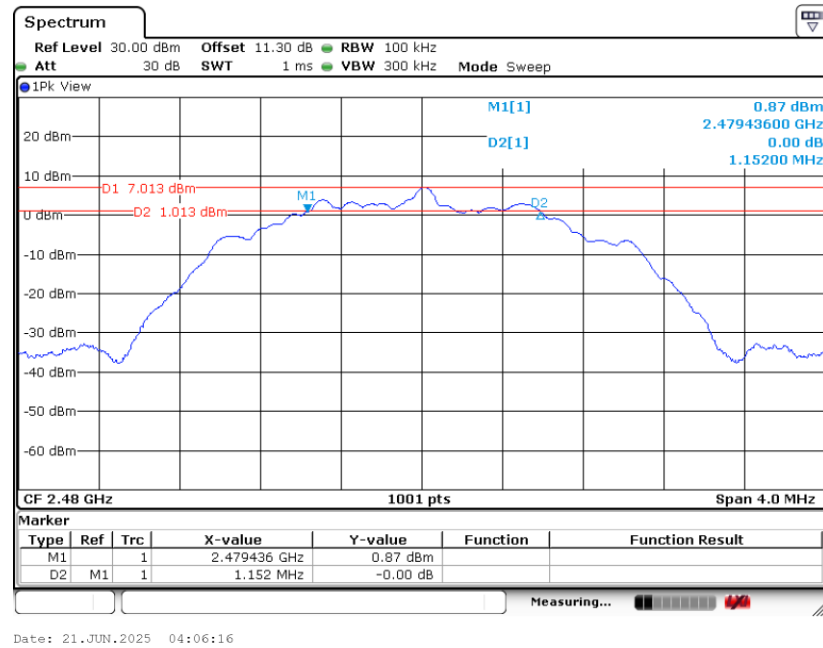
Date: 21.JUN.2025 04:02:25



### 6 dB Bandwidth Plot on Channel 19



### 6 dB Bandwidth Plot on Channel 39



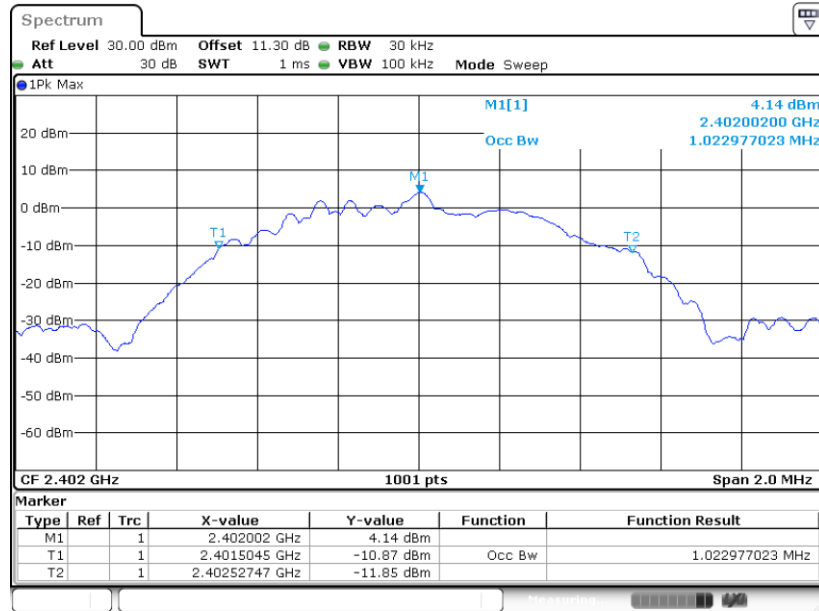


### 3.1.6 Test Result of 99% Occupied Bandwidth

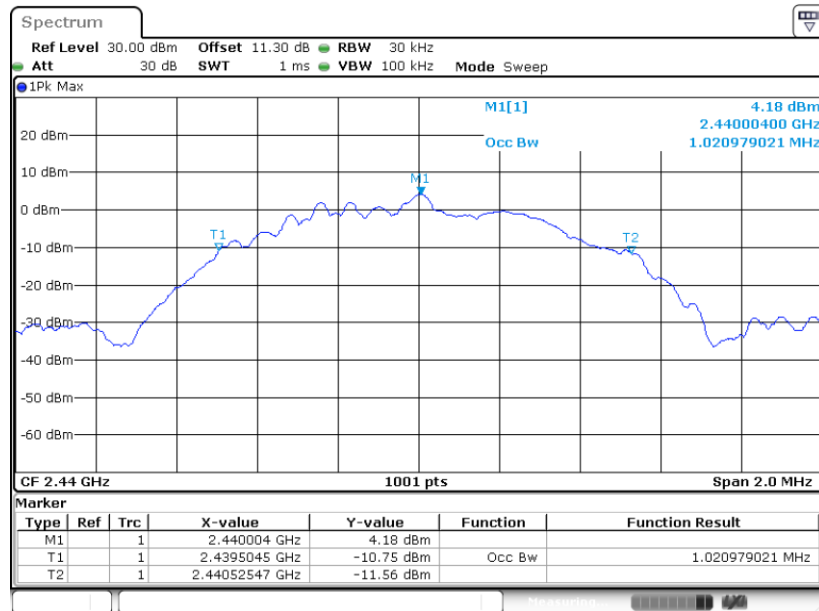
Please refer to Appendix A.

#### BLE 1Mbps

#### 99% Occupied Bandwidth Plot on Channel 00



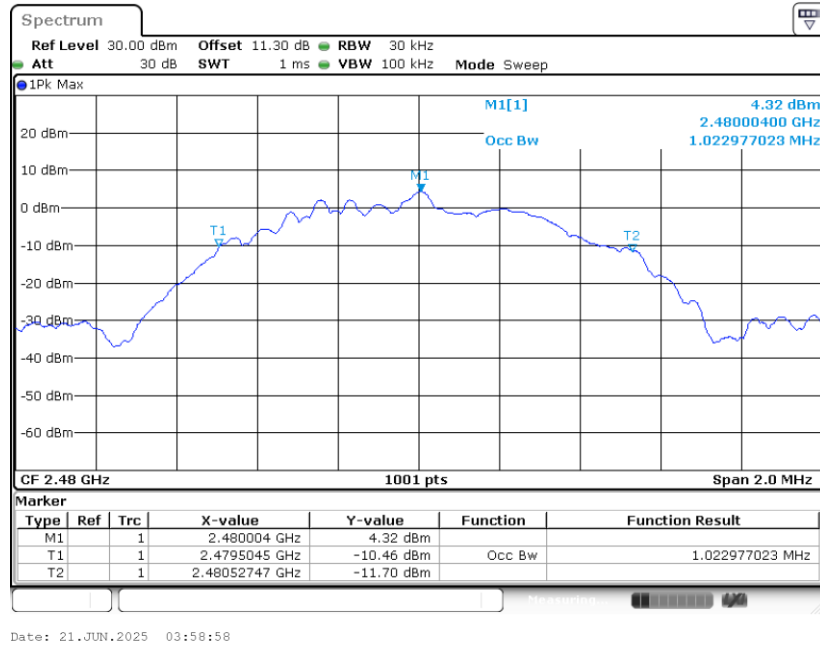
#### 99% Occupied Bandwidth Plot on Channel 19





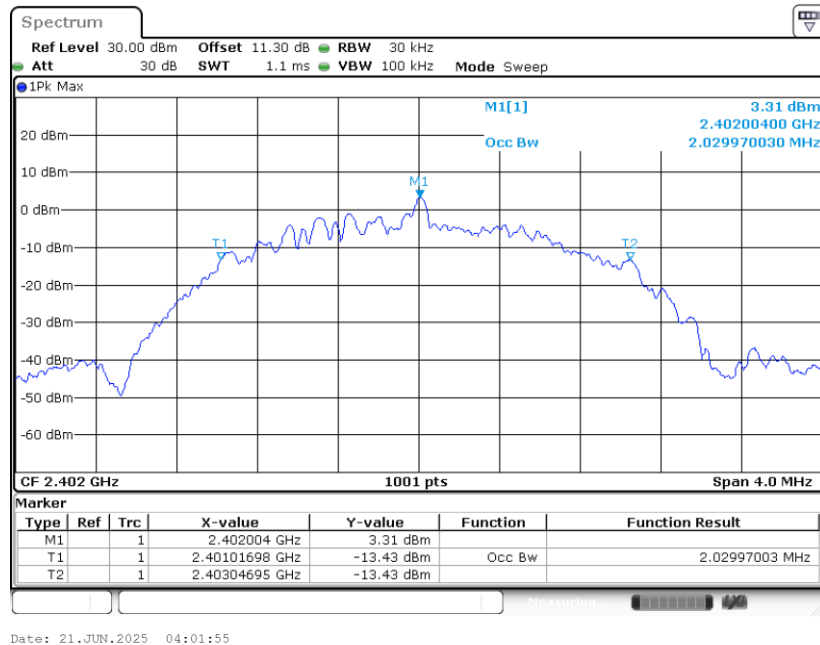


### 99% Occupied Bandwidth Plot on Channel 39



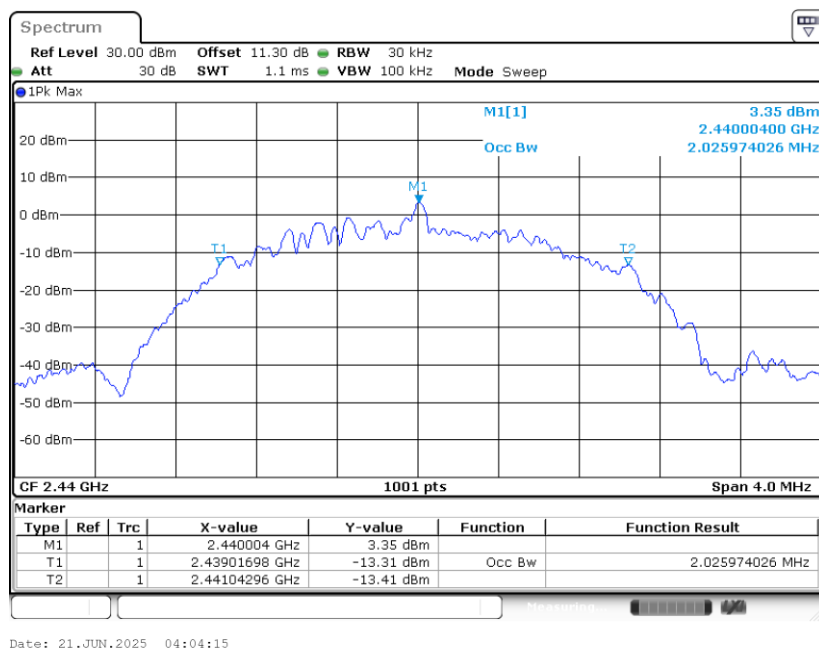
### BLE 2Mbps

### 99% Occupied Bandwidth Plot on Channel 00

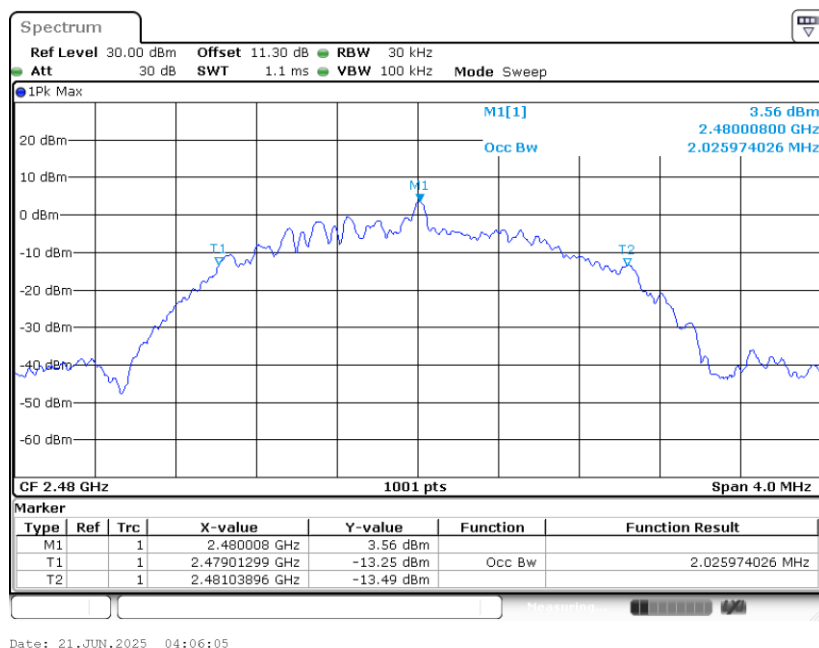




### 99% Occupied Bandwidth Plot on Channel 19



### 99% Occupied Bandwidth Plot on Channel 39



Note : The occupied channel bandwidth is maintained within the band of operation for all of the modulations.

## 3.2 Output Power Measurement

### 3.2.1 Limit of Output Power

For systems using digital modulation in the 2400-2483.5MHz, the limit for peak output power is 30dBm. If transmitting antenna of directional gain greater than 6dBi is used, the peak output power from the intentional radiator shall be reduced below the above stated value by the amount in dB that the directional gain of the antenna exceeds 6 dBi. In case of point-to-point operation, the limit has to be reduced by 1dB for every 3dB that the directional gain of the antenna exceeds 6dBi.

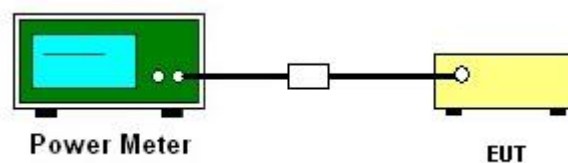
### 3.2.2 Measuring Instruments

The section 4.0 of List of Measuring Equipment of this test report is used for test.

### 3.2.3 Test Procedures

1. The testing follows the Measurement Procedure of ANSI C63.10-2013 clause 11.9.1.3 PKPM1 Peak power meter or ANSI C63.10-2013 clause 11.9.2.3.1 Method AVGPM method.
2. The RF output of EUT was connected to the power meter by RF cable and attenuator. The path loss was compensated to the results for each measurement.
3. Set to the maximum power setting and enable the EUT transmit continuously.
4. Measure the conducted output power and record the results in the test report.

### 3.2.4 Test Setup



### 3.2.5 Test Result of Peak Output Power

Please refer to Appendix A.

### 3.2.6 Test Result of Average Output Power (Reporting Only)

Please refer to Appendix A.

### 3.3 Power Spectral Density Measurement

#### 3.3.1 Limit of Power Spectral Density

The peak power spectral density shall not be greater than 8dBm in any 3kHz band at any time interval of continuous transmission.

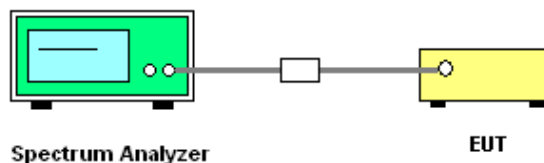
#### 3.3.2 Measuring Instruments

The section 4.0 of List of Measuring Equipment of this test report is used for test.

#### 3.3.3 Test Procedures

1. The testing follows Measurement Procedure of ANSI C63.10-2013 clause 11.10.2 Method PKPSD.
2. The RF output of EUT was connected to the spectrum analyzer by RF cable and attenuator. The path loss was compensated to the results for each measurement.
3. Set to the maximum power setting and enable the EUT transmit continuously.
4. Make the measurement with the spectrum analyzer's resolution bandwidth (RBW) = 3 kHz. Video bandwidth VBW = 10 kHz In order to make an accurate measurement, set the span to 1.5 times DTS Channel Bandwidth. (6dB BW)
5. Detector = peak, Sweep time = auto couple, Trace mode = max hold, Allow trace to fully stabilize. Use the peak marker function to determine the maximum power level.
6. Measure and record the results in the test report.
7. The Measured power density (dBm)/ 100kHz is a reference level and used as 20dBc down limit line for Conducted Band Edges and Conducted Spurious Emission.

#### 3.3.4 Test Setup



#### 3.3.5 Test Result of Power Spectral Density

Please refer to Appendix A.

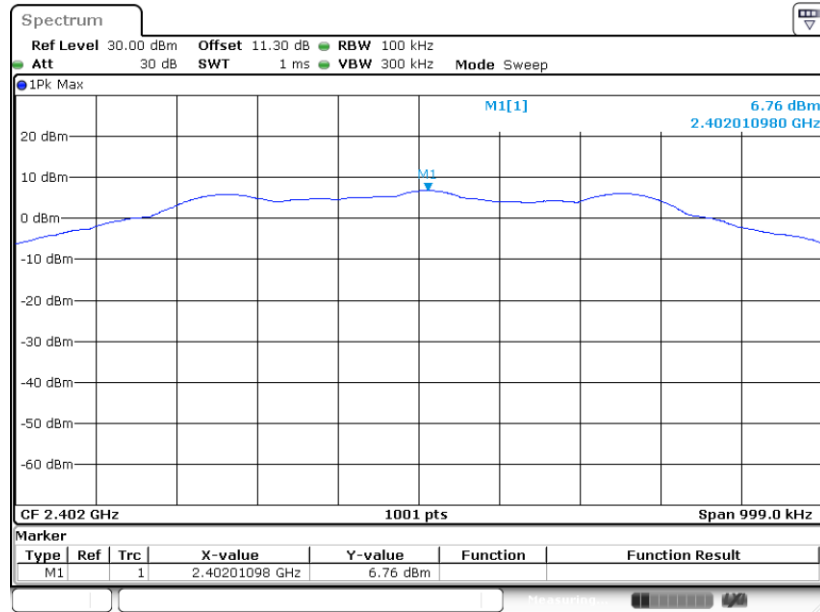
#### 3.3.6 Test Result of Power Spectral Density Plots (100kHz)

Please refer to Appendix A.



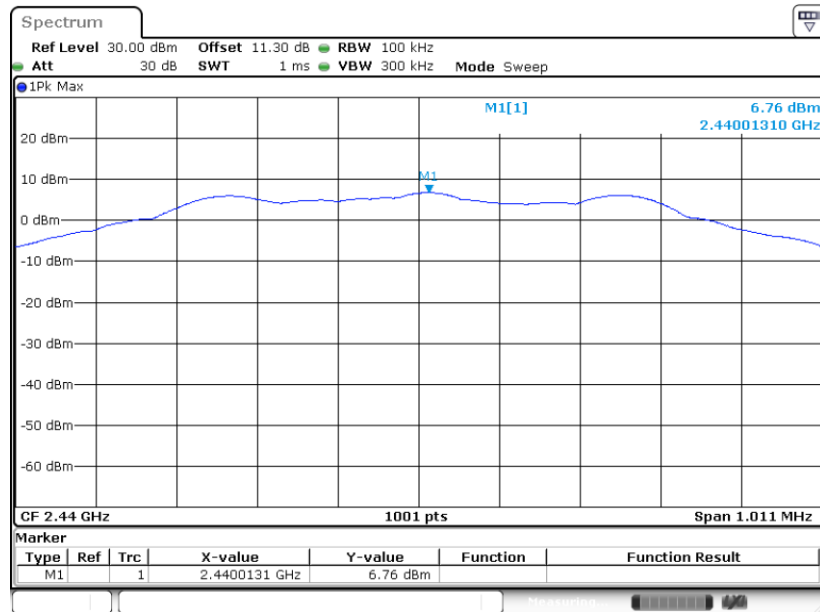
BLE 1Mbps

PSD 100kHz Plot on Channel 00



Date: 21.JUN.2025 03:55:17

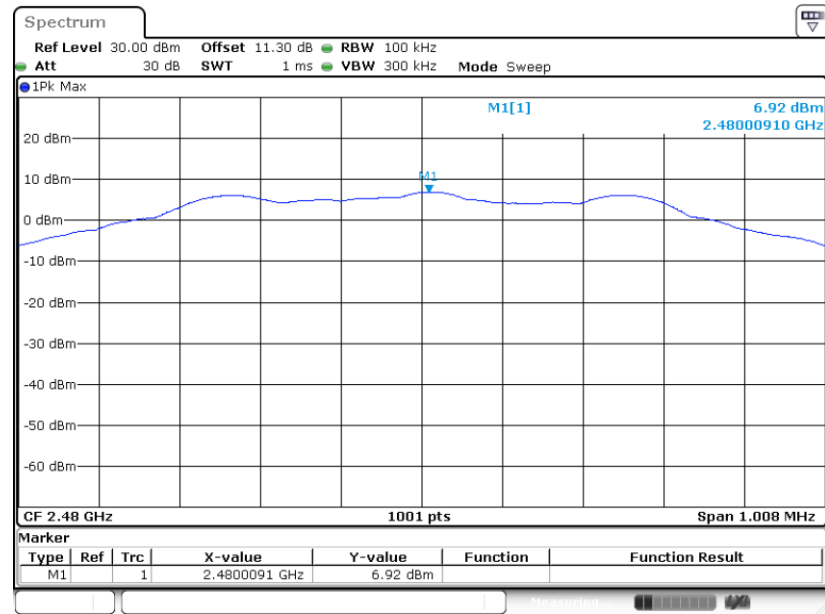
PSD 100kHz Plot on Channel 19



Date: 21.JUN.2025 03:57:39



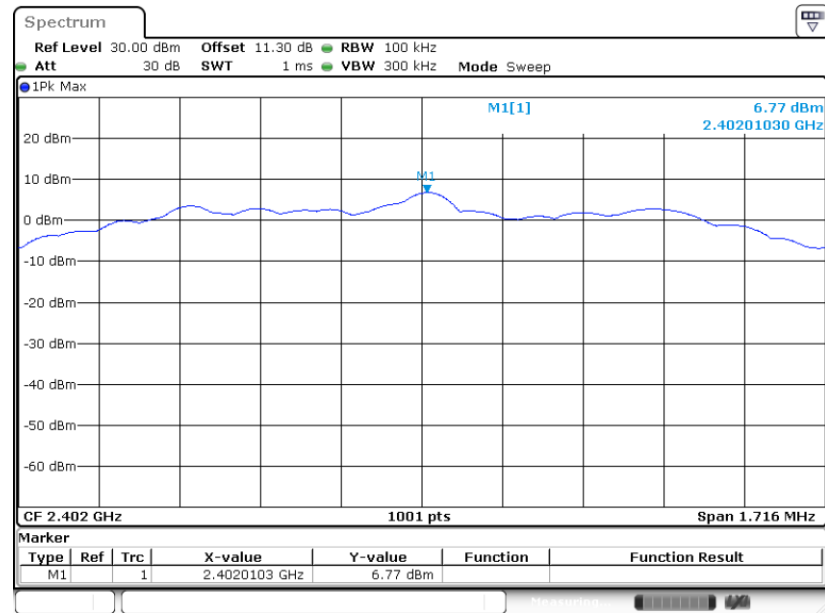
### PSD 100kHz Plot on Channel 39



Date: 21.JUN.2025 04:00:10

### BLE 2Mbps

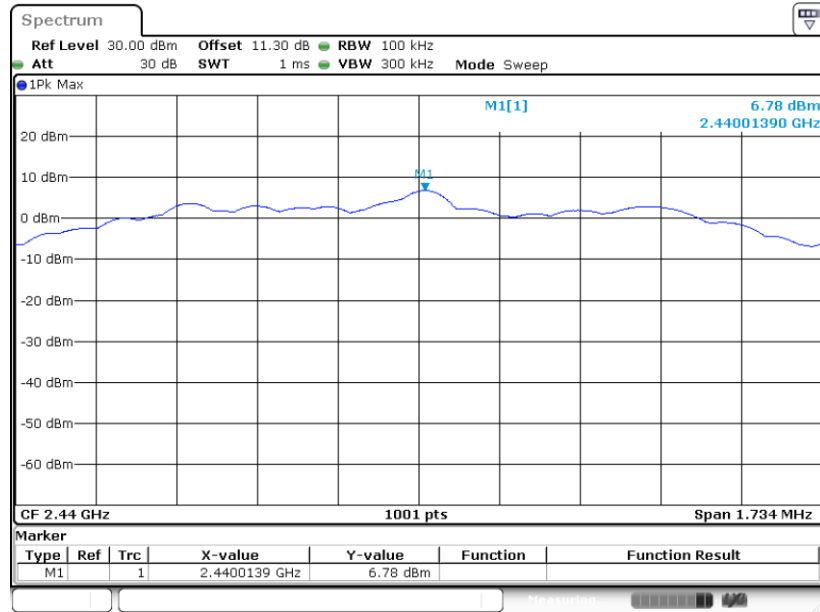
### PSD 100kHz Plot on Channel 00



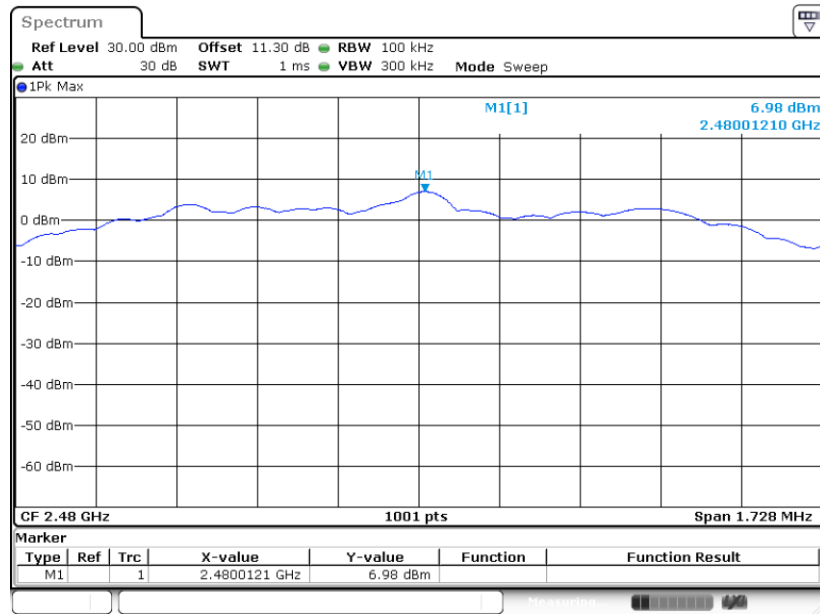
Date: 21.JUN.2025 04:03:00



PSD 100kHz Plot on Channel 19



PSD 100kHz Plot on Channel 39

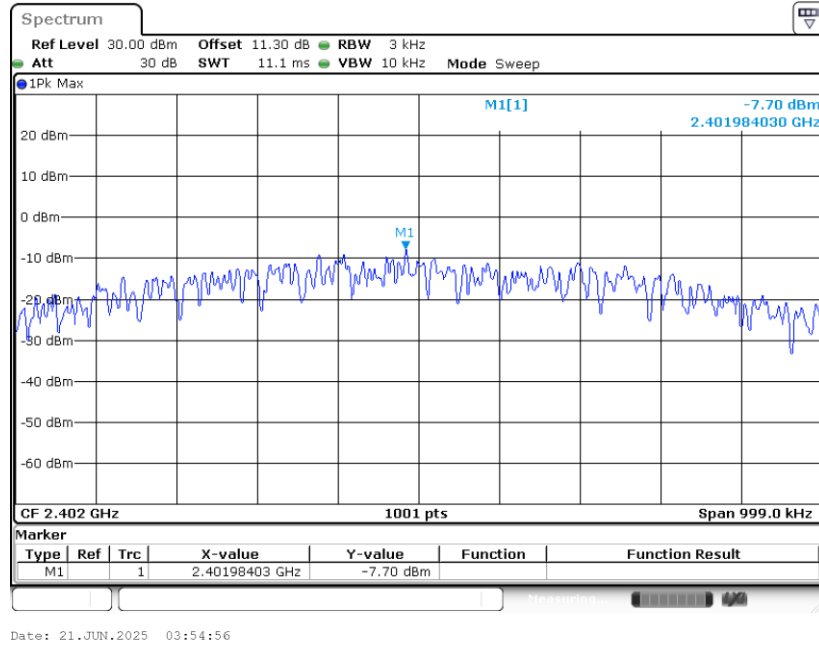




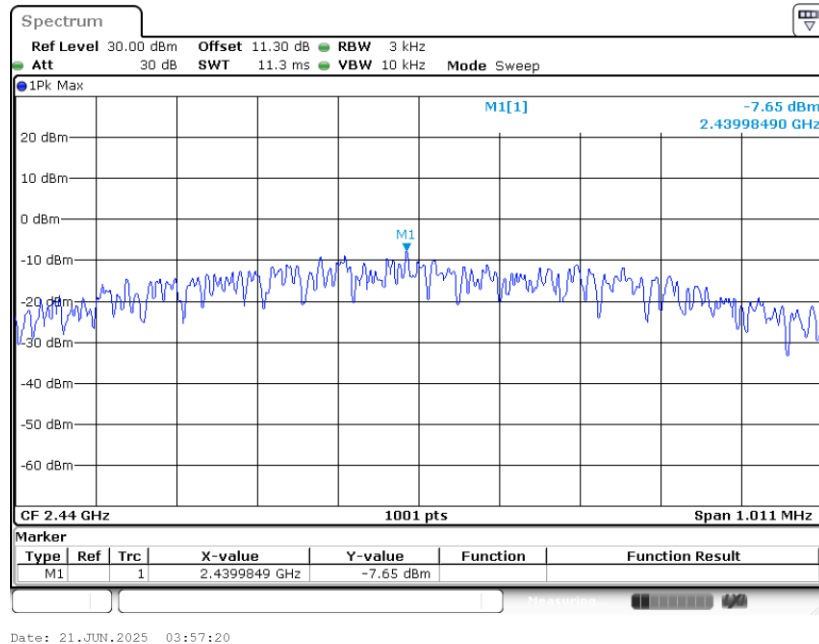
### 3.3.7 Test Result of Power Spectral Density Plots (3kHz)

BLE 1Mbps

PSD 3kHz Plot on Channel 00



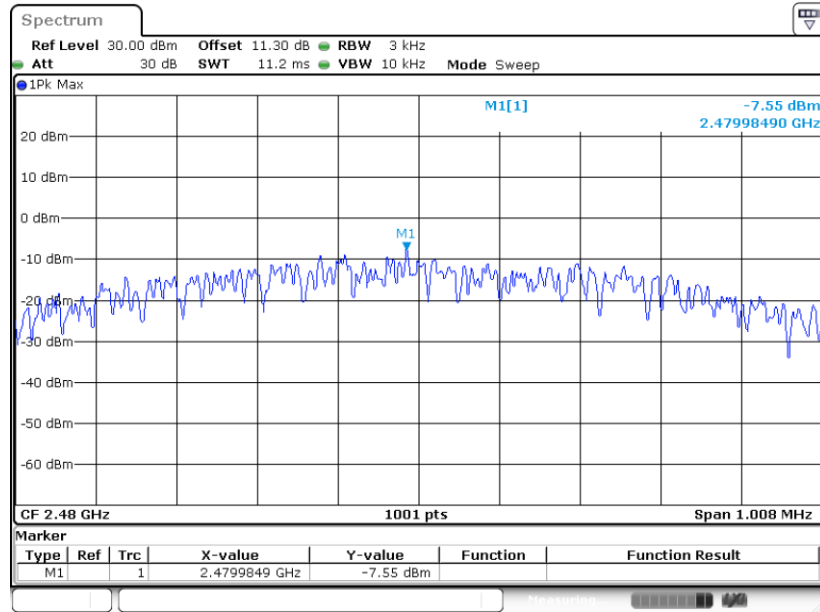
PSD 3kHz Plot on Channel 19







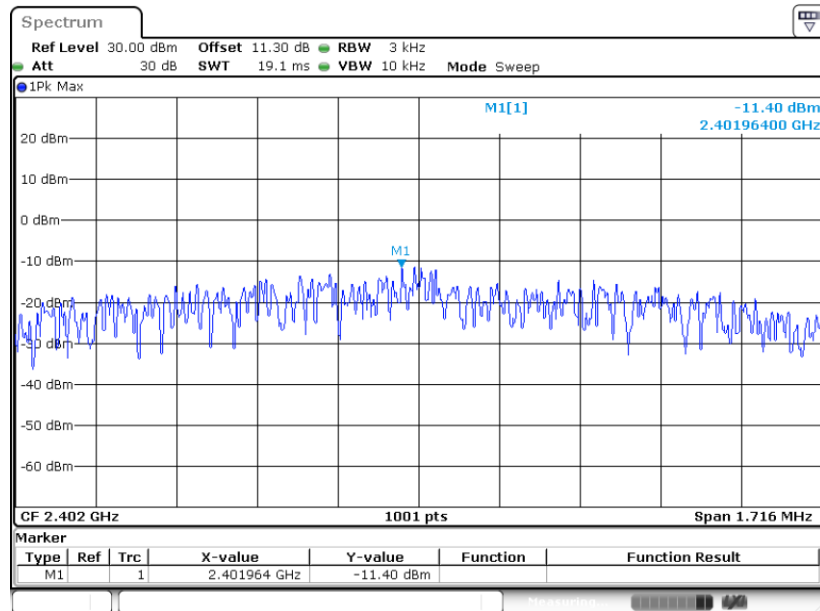
### PSD 3kHz Plot on Channel 39



Date: 21.JUN.2025 03:59:36

### BLE 2Mbps

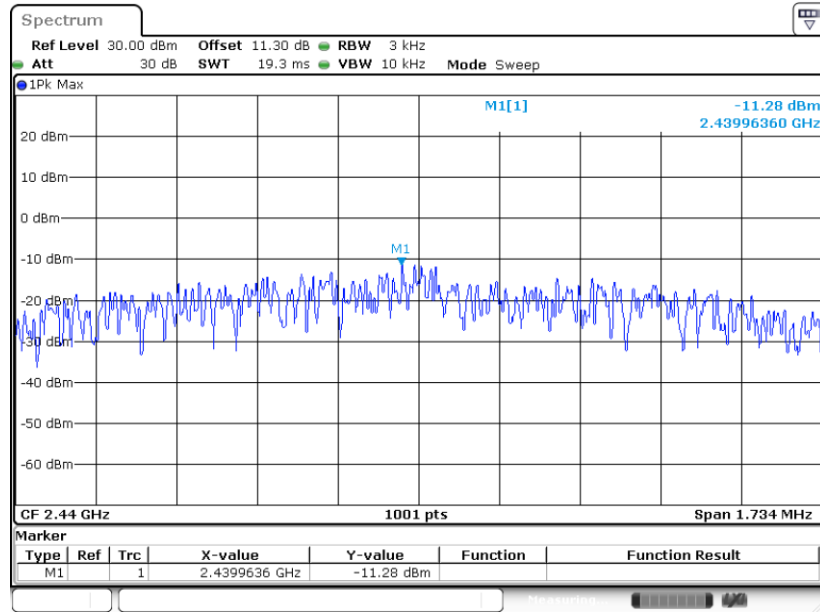
### PSD 3kHz Plot on Channel 00



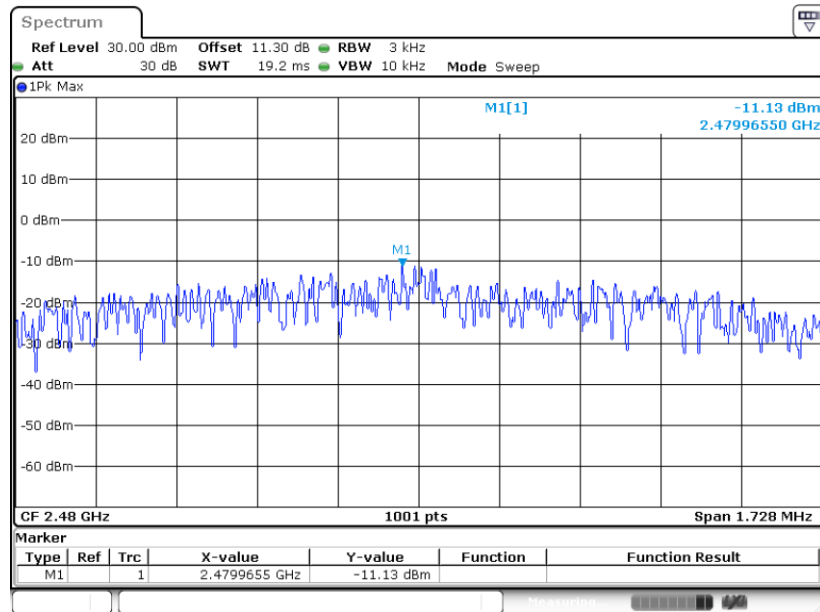
Date: 21.JUN.2025 04:02:37



PSD 3kHz Plot on Channel 19



PSD 3kHz Plot on Channel 39



## 3.4 Conducted Band Edges and Spurious Emission Measurement

### 3.4.1 Limit of Conducted Band Edges and Spurious Emission

All harmonics/spurious must be at least 20 dB down from the highest emission level within the authorized band.

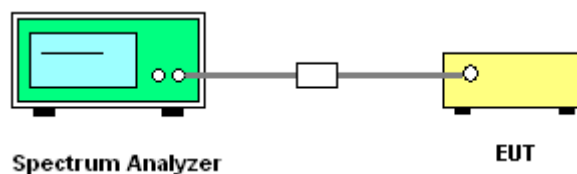
### 3.4.2 Measuring Instruments

The section 4.0 of List of Measuring Equipment of this test report is used for test.

### 3.4.3 Test Procedure

1. The testing follows ANSI C63.10-2013 clause 11.13
2. The RF output of EUT was connected to the spectrum analyzer by RF cable and attenuator. The path loss was compensated to the results for each measurement.
3. Set to the maximum power setting and enable the EUT transmit continuously.
4. Set RBW = 100 kHz, VBW=300 kHz, Peak Detector. Unwanted Emissions measured in any 100 kHz bandwidth outside of the authorized frequency band shall be attenuated by at least 20 dB relative to the maximum in-band peak PSD level in 100 kHz when maximum peak conducted output power procedure is used. If the transmitter complies with the conducted power limits based on the use of RMS averaging over a time interval, the attenuation required under this paragraph shall be 30 dB instead of 20 dB.
5. Measure and record the results in the test report.
6. The RF fundamental frequency should be excluded against the limit line in the operating frequency band.

### 3.4.4 Test Setup



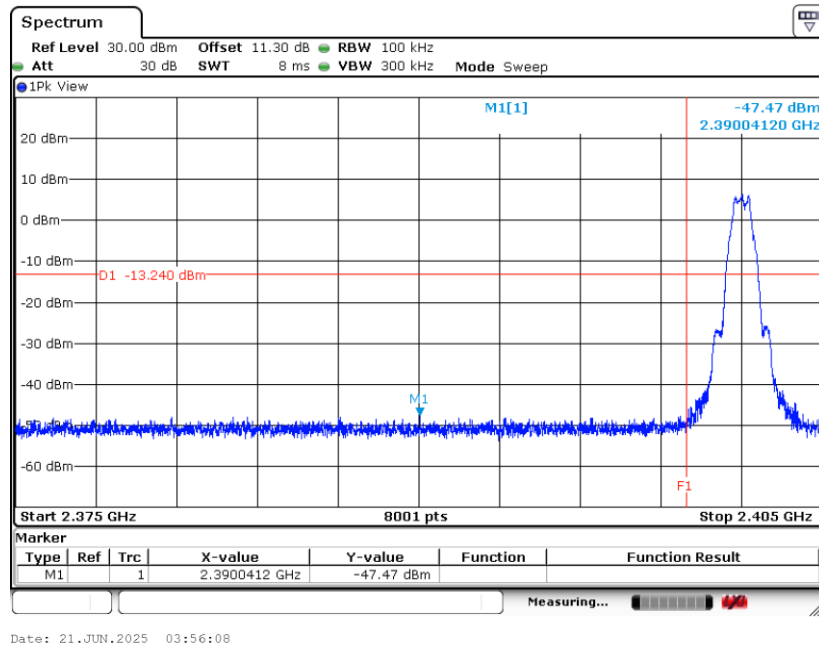
### 3.4.5 Test Result of Conducted Band Edges Plots

Please refer to Appendix A.

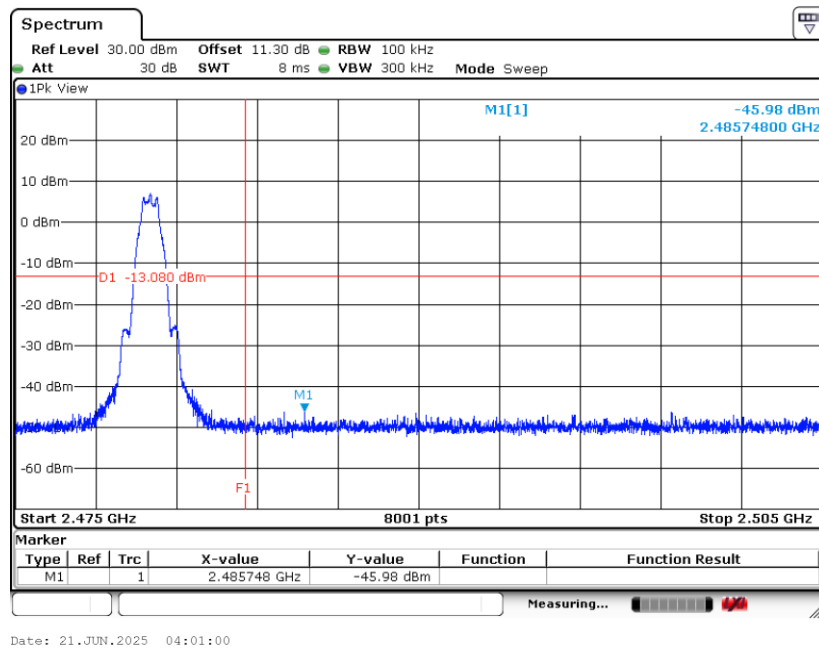


## BLE 1Mbps

### Low Band Edge Plot on Channel 00



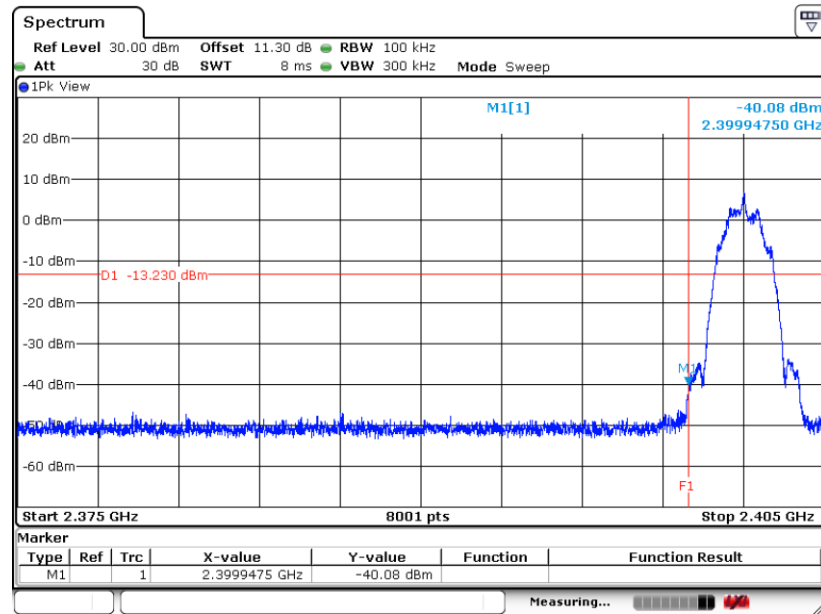
### High Band Edge Plot on Channel 39





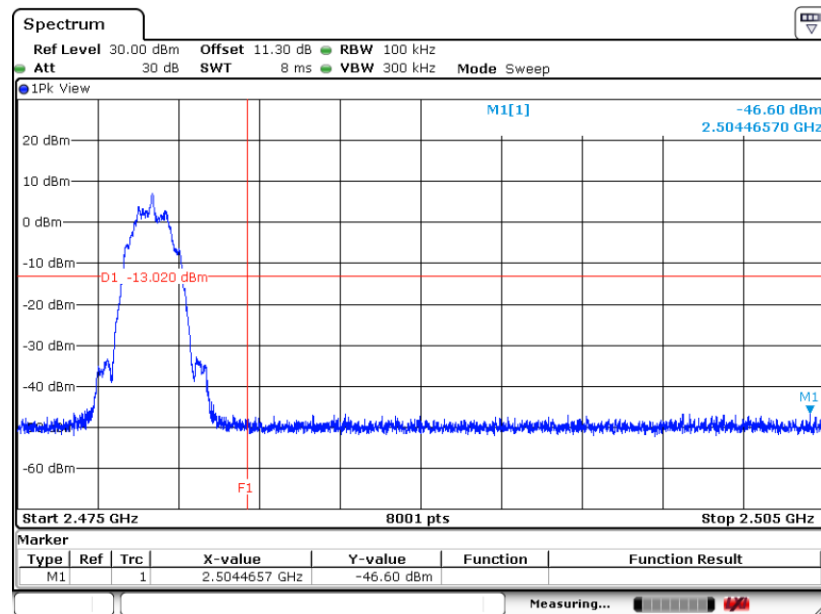
## BLE 2Mbps

### Low Band Edge Plot on Channel 00



Date: 21.JUN.2025 04:03:49

### High Band Edge Plot on Channel 39

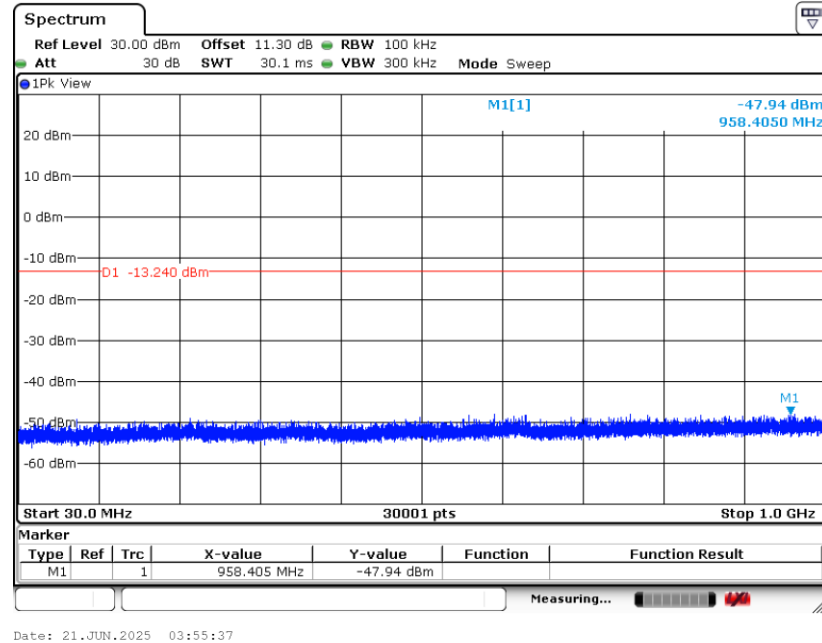


Date: 21.JUN.2025 04:22:30

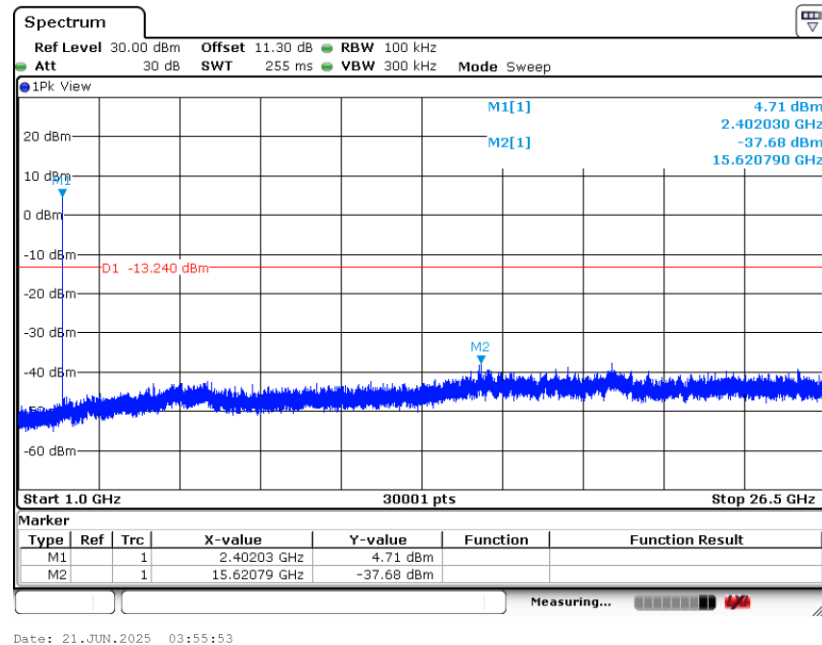


### 3.4.6 Test Result of Conducted Spurious Emission Plots

#### Conducted Spurious Emission Plot on Bluetooth LE 1Mbps GFSK Channel 00

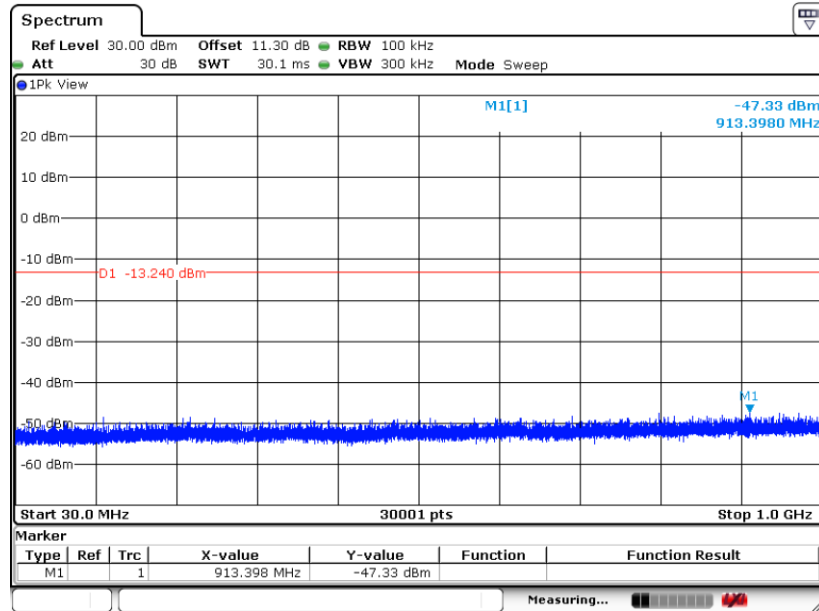


#### Conducted Spurious Emission Plot on Bluetooth LE 1Mbps GFSK Channel 00



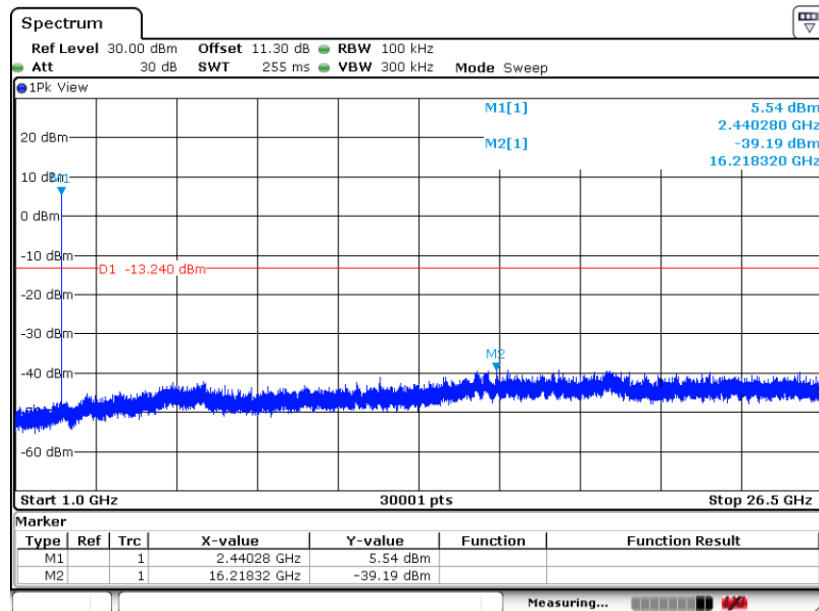


Conducted Spurious Emission Plot on Bluetooth LE 1Mbps  
GFSK Channel 19



Date: 21.JUN.2025 03:57:58

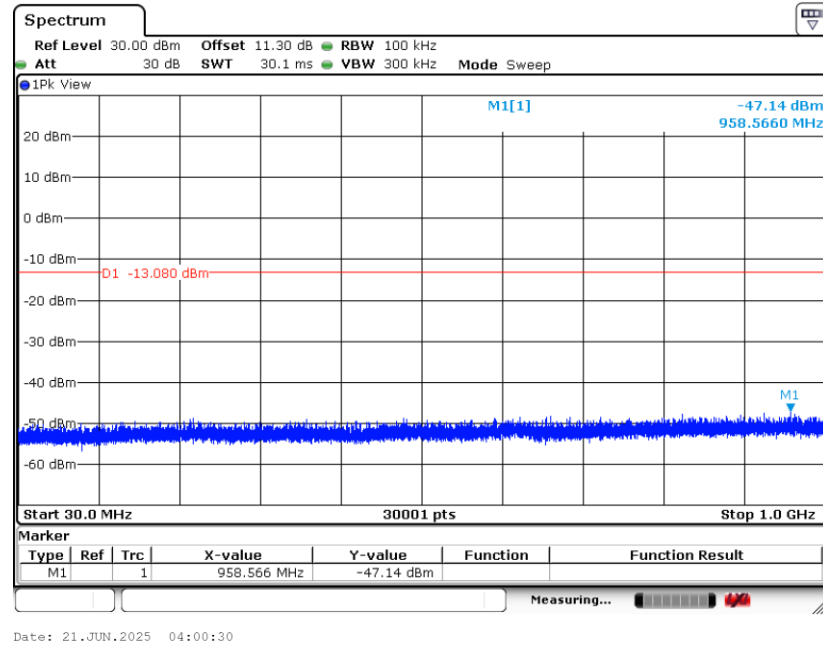
Conducted Spurious Emission Plot on Bluetooth LE 1Mbps  
GFSK Channel 19



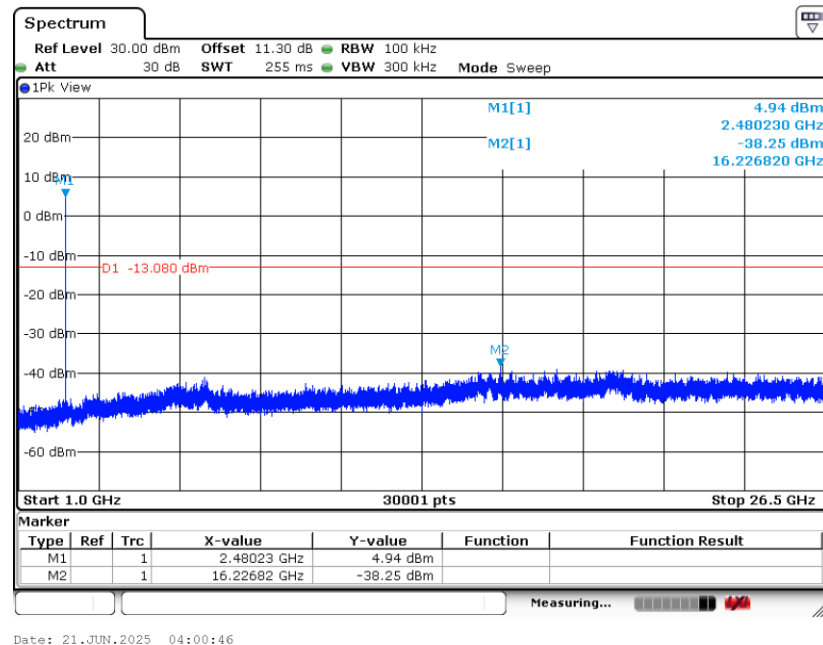
Date: 21.JUN.2025 03:58:13



### Conducted Spurious Emission Plot on Bluetooth LE 1Mbps GFSK Channel 39



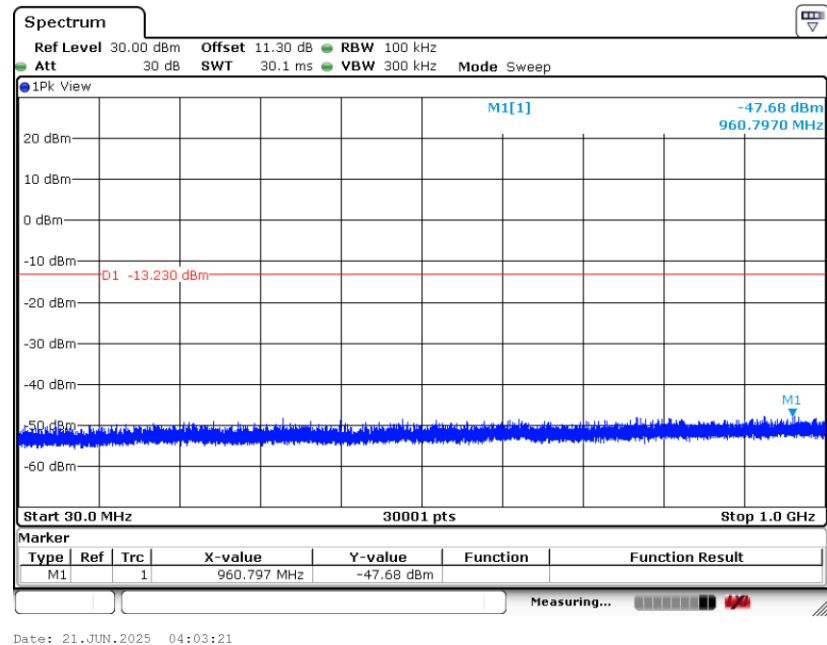
### Conducted Spurious Emission Plot on Bluetooth LE 1Mbps GFSK Channel 39



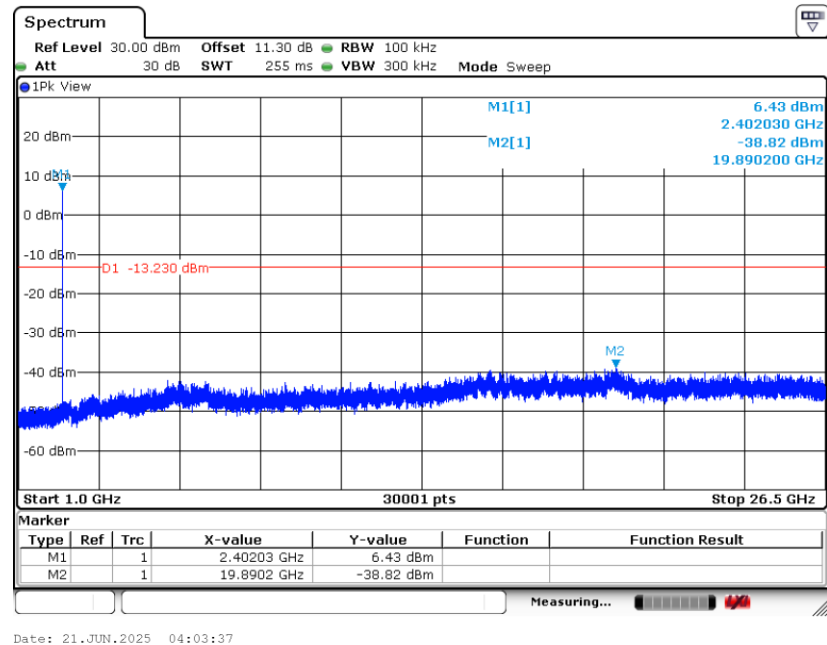




### Conducted Spurious Emission Plot on Bluetooth LE 2Mbps GFSK Channel 00

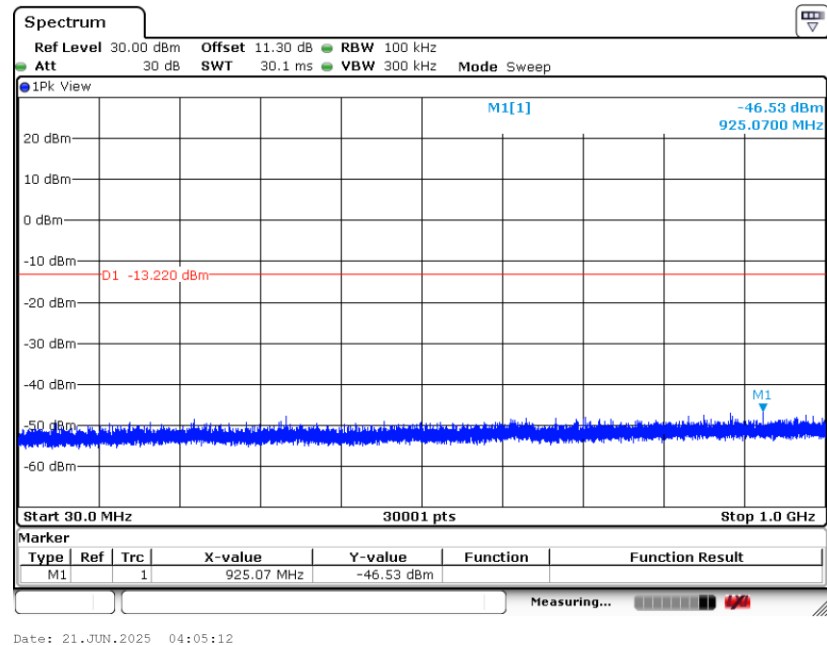


### Conducted Spurious Emission Plot on Bluetooth LE 2Mbps GFSK Channel 00

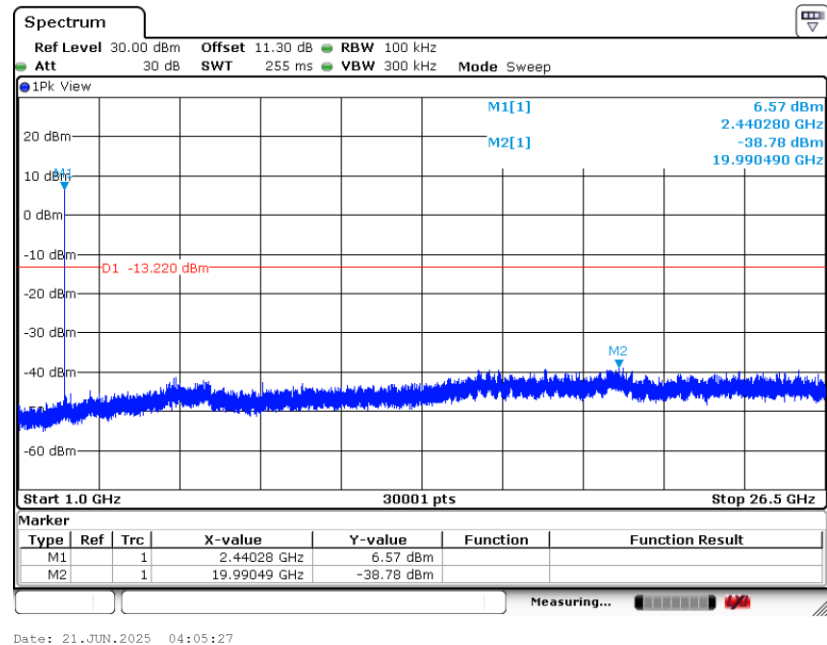




Conducted Spurious Emission Plot on Bluetooth LE 2Mbps  
GFSK Channel 19

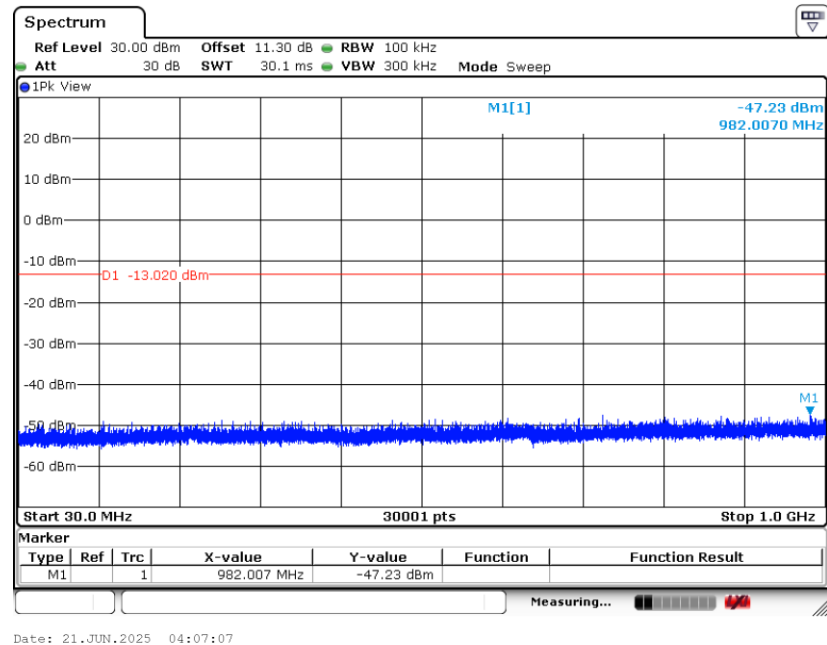


Conducted Spurious Emission Plot on Bluetooth LE 2Mbps  
GFSK Channel 19

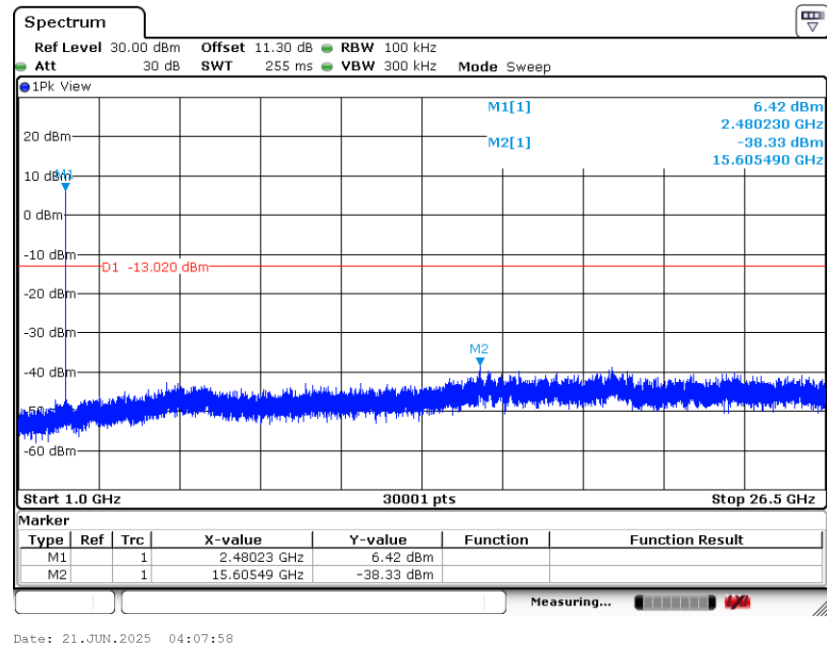




### Conducted Spurious Emission Plot on Bluetooth LE 2Mbps GFSK Channel 39



### Conducted Spurious Emission Plot on Bluetooth LE 2Mbps GFSK Channel 39



### 3.5 Radiated Band Edges and Spurious Emission Measurement

#### 3.5.1 Limit of Radiated Band Edges and Spurious Emission

In any 100 kHz bandwidth outside the intentional radiator frequency band, all harmonics/spurious must be at least 20 dB below the highest emission level within the authorized band. If the output power of this device was measured by spectrum analyzer, the attenuation under this paragraph shall be 30 dB instead of 20 dB. In addition, radiated emissions which fall in the restricted bands must also comply with the limits as below.

Frequency (MHz)	Field Strength (microvolts/meter)	Measurement Distance (meters)
0.009 – 0.490	2400/F(kHz)	300
0.490 – 1.705	24000/F(kHz)	30
1.705 – 30.0	30	30
30 – 88	100	3
88 – 216	150	3
216 - 960	200	3
Above 960	500	3

#### 3.5.2 Measuring Instruments

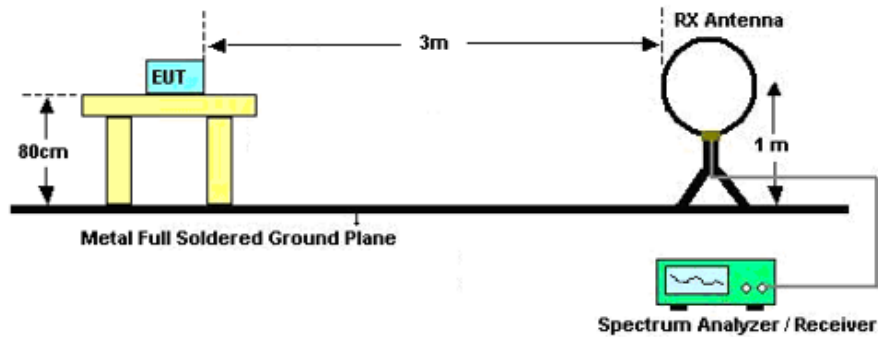
The section 4.0 of List of Measuring Equipment of this test report is used for test.

### **3.5.3 Test Procedures**

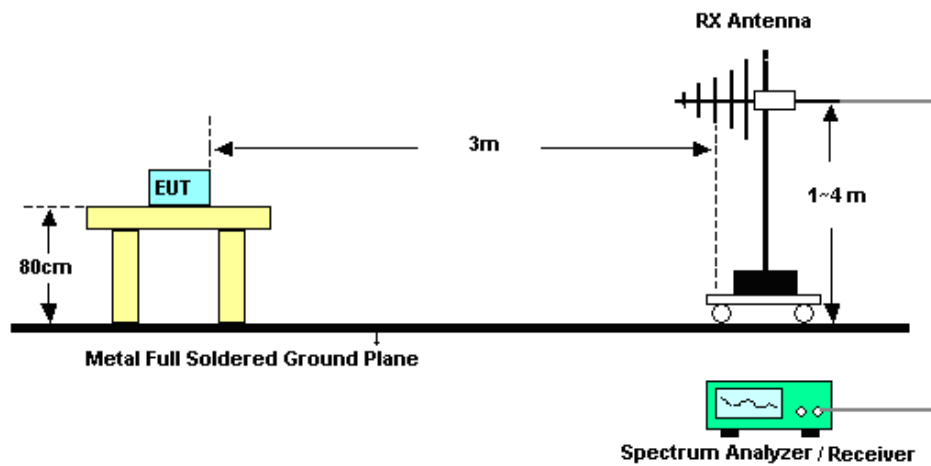
1. The testing follows ANSI C63.10-2013 clause 11.11 & 11.12
2. The EUT was arranged to its worst case and then tune the antenna tower (from 1 m to 4 m) and turntable (from 0 degree to 360 degrees) to find the maximum reading. A pre-amp and a high pass filter are used for the test in order to get better signal level.
3. The EUT was placed on a turntable with 0.8 meter for frequency below 1GHz and 1.5 meter for frequency above 1GHz respectively above ground.
4. The EUT was set 3 meters from the interference receiving antenna, which was mounted on the top of a variable height antenna tower.
5. Corrected Reading: Antenna Factor + Cable Loss + Read Level - Preamp Factor = Level
6. For testing below 1GHz, if the emission level of the EUT in peak mode was 3 dB lower than the limit specified, then peak values of EUT will be reported, otherwise, the emissions will be repeated one by one using the CISPR quasi-peak method and reported.
7. For testing above 1GHz, the emission level of the EUT in peak mode was 20dB lower than peak limit (that means the emission level in average mode also complies with the limit in average mode), then peak values of EUT will be reported, otherwise, the emissions will be measured in average mode again and reported.
8. Use the following spectrum analyzer settings:
  - (1) Span shall wide enough to fully capture the emission being measured;
  - (2) Set RBW=100 kHz for  $f < 1 \text{ GHz}$ ;  $\text{VBW} \geq \text{RBW}$ ; Sweep = auto; Detector function = peak; Trace = max hold;
  - (3) Set RBW = 1 MHz, VBW= 3MHz for  $f \geq 1 \text{ GHz}$  for peak measurement.  
For average measurement:
    - $\text{VBW} = 10 \text{ Hz}$ , when duty cycle is no less than 98 percent.
    - $\text{VBW} \geq 1/T$ , when duty cycle is less than 98 percent where T is the minimum transmission duration over which the transmitter is on and is transmitting at its maximum power control level for the tested mode of operation.

### 3.5.4 Test Setup

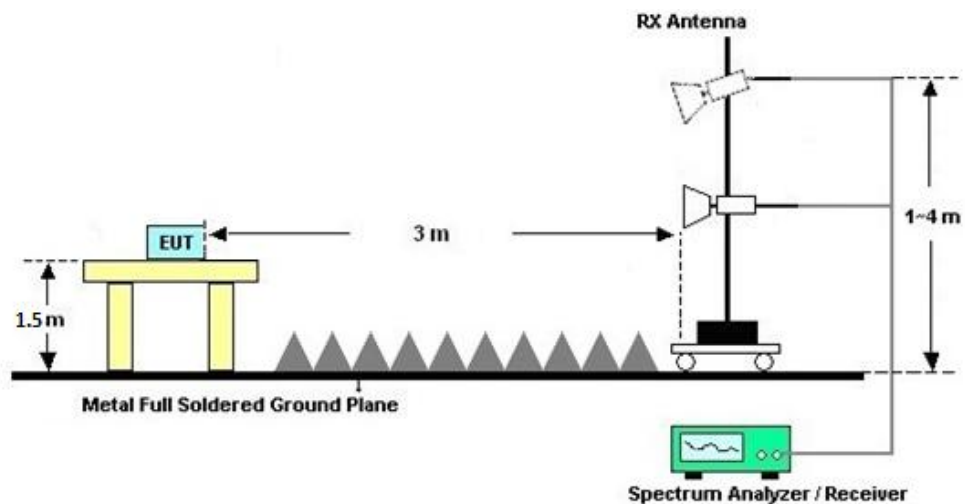
For radiated emissions below 30MHz



For radiated emissions from 30MHz to 1GHz



For radiated emissions above 1GHz





### **3.5.5 Test Results of Radiated Spurious Emissions (9 kHz ~ 30 MHz)**

The low frequency, which started from 9 kHz to 30MHz, was pre-scanned and the result which was 20dB lower than the limit line was not reported.

There is a comparison data of both open-field test site and semi-Anechoic chamber, and the result came out very similar.

### **3.5.6 Test Result of Radiated Spurious at Band Edges**

Please refer to Appendix C.

### **3.5.7 Duty Cycle**

Please refer to Appendix D.

### **3.5.8 Test Result of Radiated Spurious Emission (30MHz ~ 10th Harmonic or 40GHz, whichever is lower)**

Please refer to Appendix C.

## 3.6 AC Conducted Emission Measurement

### 3.6.1 Limit of AC Conducted Emission

For equipment that is designed to be connected to the public utility (AC) power line, the radio frequency voltage that is conducted back onto the AC power line on any frequency or frequencies within the band 150 kHz to 30 MHz shall not exceed the limits in the following table.

Frequency of emission (MHz)	Conducted limit (dB $\mu$ V)	
	Quasi-peak	Average
0.15-0.5	66 to 56*	56 to 46*
0.5-5	56	46
5-30	60	50

\*Decreases with the logarithm of the frequency.

### 3.6.2 Measuring Instruments

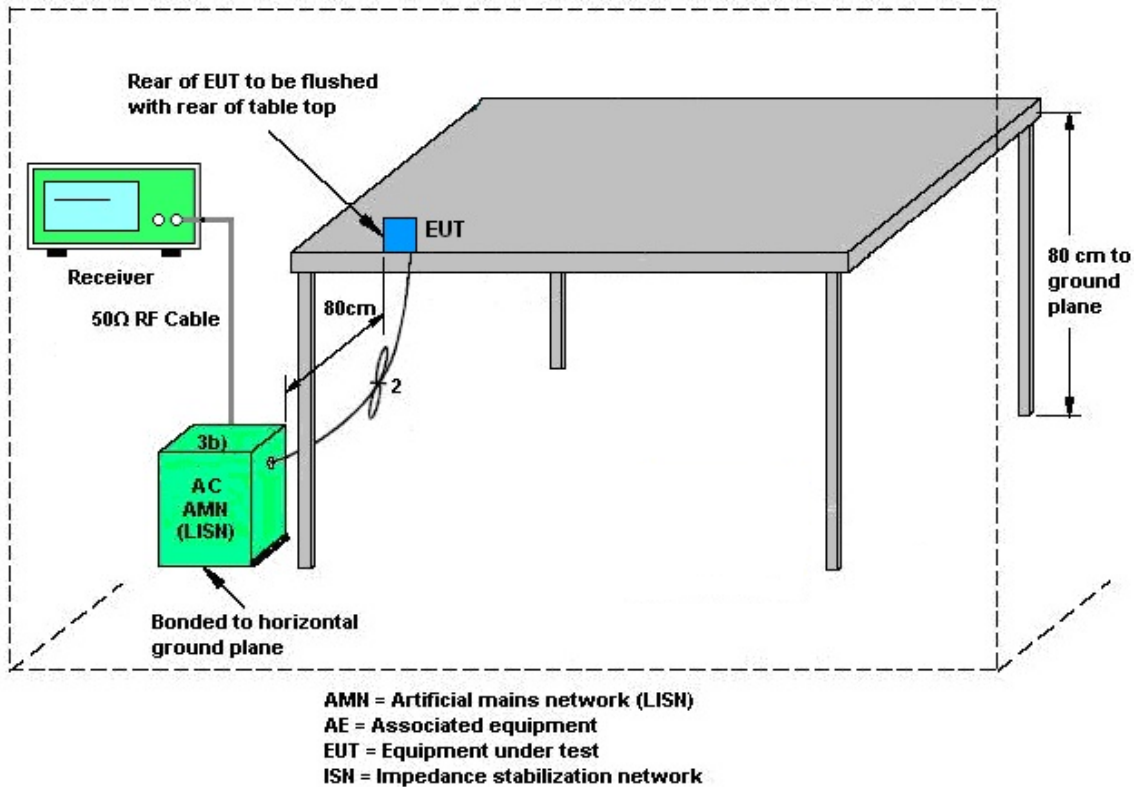
The section 4.0 of List of Measuring Equipment of this test report is used for test.

### 3.6.3 Test Procedures

1. The EUT was placed 0.4 meter from the conducting wall of the shielding room was kept at least 80 centimeters from any other grounded conducting surface.
2. Connect EUT to the power mains through a line impedance stabilization network (LISN).
3. All the support units are connecting to the other LISN.
4. The LISN provides 50 ohm coupling impedance for the measuring instrument.
5. The FCC states that a 50 ohm, 50 microhenry LISN should be used.
6. Both sides of AC line were checked for maximum conducted interference.
7. The frequency range from 150 kHz to 30 MHz was searched.
8. Set the test-receiver system to Peak Detect Function and specified bandwidth (IF Bandwidth = 9kHz) with Maximum Hold Mode. Then measurement is also conducted by Average Detector and Quasi-Peak Detector Function respectively.



### 3.6.4 Test Setup



### 3.6.5 Test Result of AC Conducted Emission

Please refer to Appendix B.



## **3.7 Antenna Requirements**

### **3.7.1 Standard Applicable**

If directional gain of transmitting antennas is greater than 6dBi, the power shall be reduced by the same level in dB comparing to gain minus 6dBi. The use of a permanently attached antenna or of an antenna that uses a unique coupling to the intentional radiator shall be considered sufficient to comply with the rule.

### **3.7.2 Antenna Anti-Replacement Construction**

An embedded-in antenna design is used.

### **3.7.3 Antenna Gain**

The antenna peak gain of EUT is less than 6 dBi. Therefore, it is not necessary to reduce maximum peak output power limit.



## 4 List of Measuring Equipment

Instrument	Manufacturer	Model No.	Serial No.	Characteristics	Calibration Date	Test Date	Due Date	Remark
EMI Test Receiver	Keysight	N9038A	MY56400004	3Hz~8.5GHz;Max 30dBm	Oct. 11, 2024	Jul. 05, 2025	Oct. 10, 2025	Radiation (03CH03-KS)
EXA Spectrum Analyzer	Keysight	N9010A	MY55150244	10Hz~44GHz	Apr. 18, 2025	Jul. 05, 2025	Apr. 17, 2026	Radiation (03CH03-KS)
Loop Antenna	R&S	HFH2-Z2E	101125	9kHz~30MHz	Sep. 08, 2024	Jul. 05, 2025	Sep. 07, 2025	Radiation (03CH03-KS)
Bilog Antenna	TeseQ	CBL6111D	44483	30MHz~1GHz	Nov. 23, 2024	Jul. 05, 2025	Nov. 22, 2025	Radiation (03CH03-KS)
Double Ridge Horn Antenna	ETS-Lindgren	3117	00251982	1GHz~18GHz	Aug. 16, 2024	Jul. 05, 2025	Aug. 15, 2025	Radiation (03CH03-KS)
SHF-EHF Horn	com-power	AH-840	101116	18GHz~40GHz	Oct. 22, 2024	Jul. 05, 2025	Oct. 21, 2025	Radiation (03CH03-KS)
Amplifier	SONOMA	310N	380826	9KHz~1GHz	Jul. 02, 2025	Jul. 05, 2025	Jul. 01, 2026	Radiation (03CH03-KS)
Amplifier	EM	EM18G40GA	060851	18~40GHz	Jan. 02, 2025	Jul. 05, 2025	Jan. 01, 2026	Radiation (03CH03-KS)
high gain Amplifier	EM	EM01G18GA	060834	1Ghz~18Ghz	Dec. 02, 2024	Jul. 05, 2025	Dec. 01, 2025	Radiation (03CH03-KS)
Amplifier	EM	EM01G18GA	EM	1GHz~26.5GHz	Oct. 09, 2024	Jul. 05, 2025	Oct. 08, 2025	Radiation (03CH03-KS)
AC Power Source	Chroma	61601	F104090004	N/A	NCR	Jul. 05, 2025	NCR	Radiation (03CH03-KS)
Turn Table	ChamPro	EM 1000-T	060762-T	0~360 degree	NCR	Jul. 05, 2025	NCR	Radiation (03CH03-KS)
Antenna Mast	ChamPro	EM 1000-A	060762-A	1 m~4 m	NCR	Jul. 05, 2025	NCR	Radiation (03CH03-KS)
Spectrum Analyzer	R&S	FSV40	101078	10Hz~40GHz	Apr. 02, 2025	Jun. 21, 2025	Apr. 01, 2026	Conducted (TH01-SZ)
Pulse Power Sensor	Anritsu	MA2411B	1339473	30MHz~40GHz	Dec. 25, 2024	Jun. 21, 2025	Dec. 24, 2025	Conducted (TH01-SZ)
Power Meter	Anritsu	ML2495A	1218010	50MHz Bandwidth	Oct. 14, 2024	Jun. 21, 2025	Oct. 13, 2025	Conducted (TH01-SZ)
EMI Receiver	R&S	ESR7	102297	9kHz~7GHz;	Jul. 03, 2024	Jul. 01, 2025	Jul. 02, 2025	Conduction (CO02-SZ)
AC LISN	R&S	ENV216	101499	9kHz~30MHz	Jul. 03, 2024	Jul. 01, 2025	Jul. 02, 2025	Conduction (CO02-SZ)
AC Power Source	CHROMA	61601	616010002470	100Vac~250Vac	Dec.25, 2024	Jul. 01, 2025	Dec. 24, 2025	Conduction (CO02-SZ)

NCR: No Calibration Required

## 5 Measurement Uncertainty

The measurement uncertainties shown below were calculated in accordance with the requirements of ANSI 63.10-2013. All the measurement uncertainty value were shown with a coverage K=2 to indicate 95% level of confidence. The measurement data show herein meets or exceeds the CISPR measurement uncertainty values specified in CISPR 16-4-2 and can be compared directly to specified limit to determine compliance.

### Uncertainty of Conducted Measurement

Test Item	Uncertainty
Conducted Spurious Emission & Bandedge	±1.34 dB
Occupied Channel Bandwidth	±0.012 MHz
Conducted Power	±1.34 dB
Conducted Power Spectral Density	±1.32 dB
Frequency	±1.3 Hz

### Uncertainty of AC Conducted Emission Measurement (0.15 MHz ~ 30 MHz)

Measuring Uncertainty for a Level of Confidence of 95% (U = 2Uc(y))	2.5 dB
---	--------

### Uncertainty of Radiated Emission Measurement (9 KHz ~ 30 MHz)

Measuring Uncertainty for a Level of Confidence of 95% (U = 2Uc(y))	3.3 dB
---	--------

### Uncertainty of Radiated Emission Measurement (30 MHz ~ 1000 MHz)

Measuring Uncertainty for a Level of Confidence of 95% (U = 2Uc(y))	6.2 dB
---	--------

### Uncertainty of Radiated Emission Measurement (1 GHz ~ 18 GHz)

Measuring Uncertainty for a Level of Confidence of 95% (U = 2Uc(y))	4.88 dB
---	---------

### Uncertainty of Radiated Emission Measurement (18 GHz ~ 40 GHz)

Measuring Uncertainty for a Level of Confidence of 95% (U = 2Uc(y))	5.32 dB
---	---------

----- THE END -----



## **Appendix A. Conducted Test Results**

**Appendix A. Test Result of Conducted Test Items**

Test Engineer:	He Qingsheng	Temperature:	21~25	°C
Test Date:	2025/6/21	Relative Humidity:	51~54	%

**TEST RESULTS DATA**  
**6dB and 99% Occupied Bandwidth**

Mod.	Data Rate	NTx	CH.	Freq. (MHz)	99% Occupied BW (MHz)	6dB BW (MHz)	6dB BW Limit (MHz)	Pass/Fail
BLE	1Mbps	1	0	2402	1.023	0.666	0.50	Pass
BLE	1Mbps	1	19	2440	1.021	0.674	0.50	Pass
BLE	1Mbps	1	39	2480	1.023	0.672	0.50	Pass

**TEST RESULTS DATA**  
**Peak Power Table**

Mod.	Data Rate	NTx	CH.	Freq. (MHz)	Peak Conducted Power (dBm)	Power Setting	Conducted Power Limit (dBm)	DG (dBi)	EIRP Power (dBm)	EIRP Power Limit (dBm)	Pass /Fail
BLE	1Mbps	1	0	2402	8.09	Default	30.00	0.51	8.60	36.00	Pass
BLE	1Mbps	1	19	2440	7.99	Default	30.00	0.51	8.50	36.00	Pass
BLE	1Mbps	1	39	2480	8.53	Default	30.00	0.51	9.04	36.00	Pass

**TEST RESULTS DATA**  
**Average Power Table**

Mod.	Data Rate	NTx	CH.	Freq. (MHz)	Duty Factor (dB)	Average Conducted Power (dBm)	Power Setting	Conducted Power Limit (dBm)	DG (dBi)	EIRP Power (dBm)	EIRP Power Limit (dBm)	Pass /Fail
BLE	1Mbps	1	0	2402	2.03	7.79	Default	30.00	0.51	8.30	36.00	Pass
BLE	1Mbps	1	19	2440	2.03	7.88	Default	30.00	0.51	8.39	36.00	Pass
BLE	1Mbps	1	39	2480	2.03	8.41	Default	30.00	0.51	8.92	36.00	Pass

**TEST RESULTS DATA**  
**Peak Power Density**

Mod.	Data Rate	NTx	CH.	Freq. (MHz)	Peak PSD (dBm /100kHz)	Peak PSD (dBm /3kHz)	DG (dBi)	Peak PSD Limit (dBm /3kHz)	Pass/Fail
BLE	1Mbps	1	0	2402	6.76	-7.70	0.51	8.00	Pass
BLE	1Mbps	1	19	2440	6.76	-7.65	0.51	8.00	Pass
BLE	1Mbps	1	39	2480	6.92	-7.55	0.51	8.00	Pass

Note: PSD (dBm/ 100kHz) is a reference level used for Conducted Band Edges and Conducted Spurious Emission 20dBc limit.

**TEST RESULTS DATA**  
**6dB and 99% Occupied Bandwidth**

Mod.	Data Rate	NTx	CH.	Freq. (MHz)	99% Occupied BW (MHz)	6dB BW (MHz)	6dB BW Limit (MHz)	Pass/Fail
BLE	2Mbps	1	0	2402	2.030	1.144	0.50	Pass
BLE	2Mbps	1	19	2440	2.026	1.156	0.50	Pass
BLE	2Mbps	1	39	2480	2.026	1.152	0.50	Pass

**TEST RESULTS DATA**  
**Peak Power Table**

Mod.	Data Rate	NTx	CH.	Freq. (MHz)	Peak Conducted Power (dBm)	Power Setting	Conducted Power Limit (dBm)	DG (dBi)	EIRP Power (dBm)	EIRP Power Limit (dBm)	Pass /Fail
BLE	2Mbps	1	0	2402	8.21	Default	30.00	0.51	8.72	36.00	Pass
BLE	2Mbps	1	19	2440	8.27	Default	30.00	0.51	8.78	36.00	Pass
BLE	2Mbps	1	39	2480	8.79	Default	30.00	0.51	9.30	36.00	Pass

**TEST RESULTS DATA**  
**Average Power Table**

Mod.	Data Rate	NTx	CH.	Freq. (MHz)	Duty Factor (dB)	Average Conducted Power (dBm)	Power Setting	Conducted Power Limit (dBm)	DG (dBi)	EIRP Power (dBm)	EIRP Power Limit (dBm)	Pass /Fail
BLE	2Mbps	1	0	2402	4.83	7.98	Default	30.00	0.51	8.49	36.00	Pass
BLE	2Mbps	1	19	2440	4.83	8.10	Default	30.00	0.51	8.61	36.00	Pass
BLE	2Mbps	1	39	2480	4.83	8.67	Default	30.00	0.51	9.18	36.00	Pass

**TEST RESULTS DATA**  
**Peak Power Density**

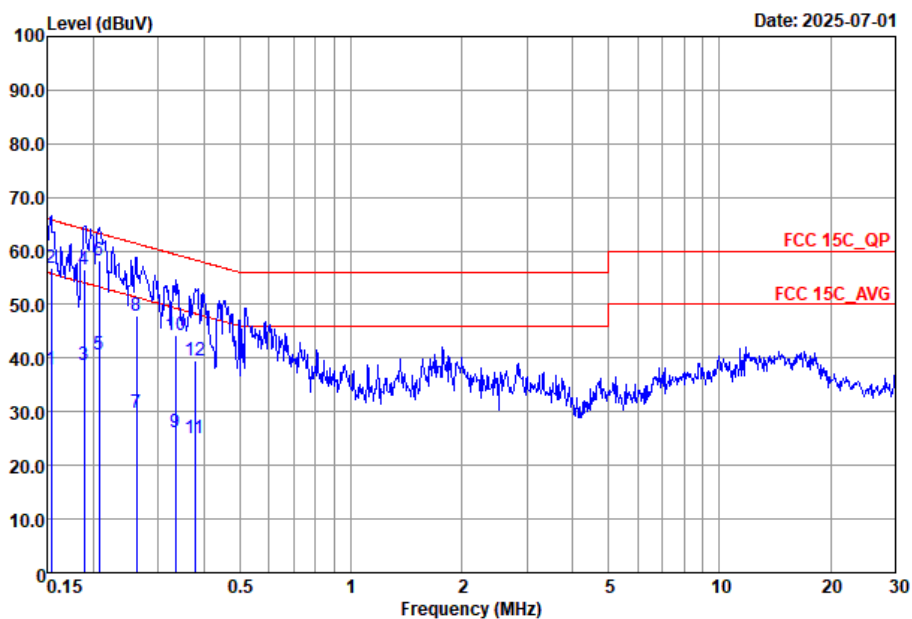
Mod.	Data Rate	NTx	CH.	Freq. (MHz)	Peak PSD (dBm /100kHz)	Peak PSD (dBm /3kHz)	DG (dBi)	Peak PSD Limit (dBm /3kHz)	Pass/Fail
BLE	2Mbps	1	0	2402	6.77	-11.40	0.51	8.00	Pass
BLE	2Mbps	1	19	2440	6.78	-11.28	0.51	8.00	Pass
BLE	2Mbps	1	39	2480	6.98	-11.13	0.51	8.00	Pass

Note: PSD (dBm/ 100kHz) is a reference level used for Conducted Band Edges and Conducted Spurious Emission 20dBc limit.



## Appendix B. AC Conducted Emission Test Results

Test Engineer :	Nathon	Temperature :	22 ~ 24°C
		Relative Humidity :	44 ~ 50%
Test Voltage :	120Vac / 60Hz	Phase :	Line
Remark :	All emissions not reported here are more than 10 dB below the prescribed limit.		

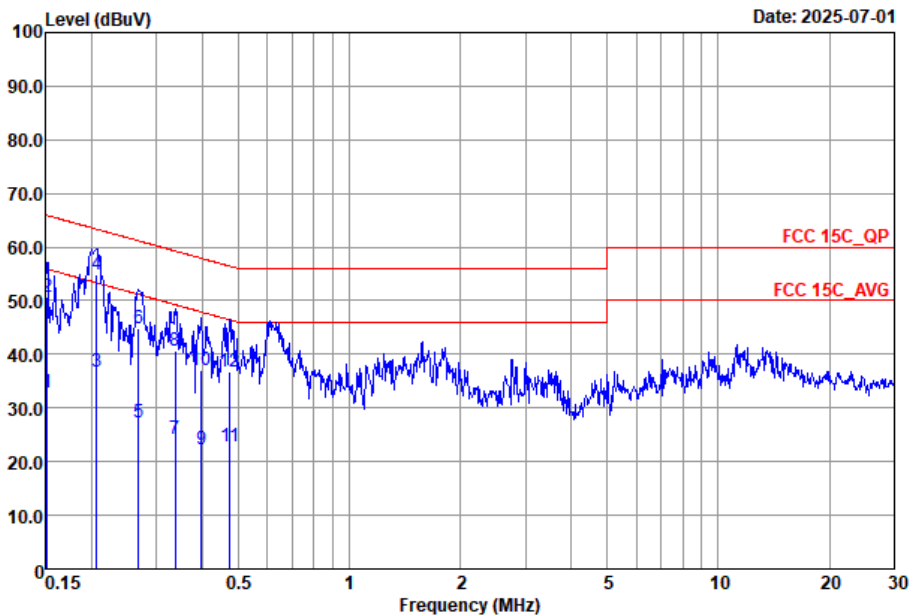


Site : CO02-SZ  
Condition : FCC 15C\_QP LISN\_2025-L LINE

	Freq	Level	Over	Limit	Read	LISN	Cable	
	MHz	dBuV	Limit	Line	Level	Factor	Loss	Remark
			dB	dBuV	dBuV	dB	dB	
1	0.15	37.95	-17.83	55.78	18.10	9.66	10.19	Average
2	0.15	56.95	-8.83	65.78	37.10	9.66	10.19	QP
3	0.19	38.78	-15.28	54.06	18.90	9.70	10.18	Average
4	0.19	56.48	-7.58	64.06	36.60	9.70	10.18	QP
5	0.21	40.59	-12.73	53.32	20.70	9.71	10.18	Average
6 *	0.21	58.29	-5.03	63.32	38.40	9.71	10.18	QP
7	0.26	29.93	-21.45	51.38	10.00	9.73	10.20	Average
8	0.26	47.83	-13.55	61.38	27.90	9.73	10.20	QP
9	0.33	26.05	-23.30	49.35	6.10	9.74	10.21	Average
10	0.33	44.15	-15.20	59.35	24.20	9.74	10.21	QP
11	0.38	24.94	-23.40	48.34	5.00	9.72	10.22	Average
12	0.38	39.64	-18.70	58.34	19.70	9.72	10.22	QP



<b>Test Engineer :</b>	Nathon	<b>Temperature :</b>	22 ~ 24°C
		<b>Relative Humidity :</b>	44 ~ 50%
<b>Test Voltage :</b>	120Vac / 60Hz	<b>Phase :</b>	Neutral
<b>Remark :</b>	All emissions not reported here are more than 10 dB below the prescribed limit.		



Site : C002-SZ  
Condition : FCC 15C\_QP LISN\_2025-N NEUTRAL

	Freq	Level	Over	Limit	Read	LISN	Cable	
	MHz	dBuV	Limit	Line	Level	Factor	Loss	Remark
			dB	dBuV	dBuV	dB	dB	
1	0.15	32.75	-23.16	55.91	13.00	9.56	10.19	Average
2	0.15	50.75	-15.16	65.91	31.00	9.56	10.19	QP
3	0.21	36.79	-16.57	53.36	16.80	9.81	10.18	Average
4 *	0.21	54.79	-8.57	63.36	34.80	9.81	10.18	QP
5	0.27	27.18	-23.98	51.16	7.30	9.68	10.20	Average
6	0.27	44.88	-16.28	61.16	25.00	9.68	10.20	QP
7	0.34	24.15	-25.12	49.27	4.30	9.64	10.21	Average
8	0.34	40.65	-18.62	59.27	20.80	9.64	10.21	QP
9	0.40	22.25	-25.65	47.90	2.20	9.82	10.23	Average
10	0.40	37.05	-20.85	57.90	17.00	9.82	10.23	QP
11	0.47	22.76	-23.69	46.45	2.49	10.03	10.24	Average
12	0.47	36.66	-19.79	56.45	16.39	10.03	10.24	QP

Note:

- Level(dBμV) = Read Level(dBμV) + LISN Factor(dB) + Cable Loss(dB)
- Over Limit(dB) = Level(dBμV) – Limit Line(dBμV)

## Appendix C. Radiated Spurious Emission

<b>Test Engineer :</b>	Chris Chen	<b>Relative Humidity :</b>	41 ~ 42 %
		<b>Temperature :</b>	22 ~ 23 °C

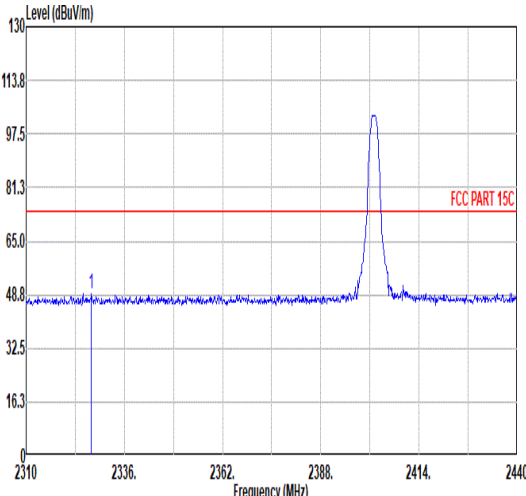
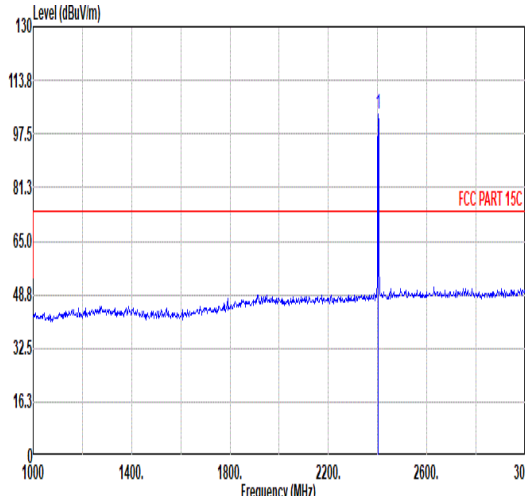
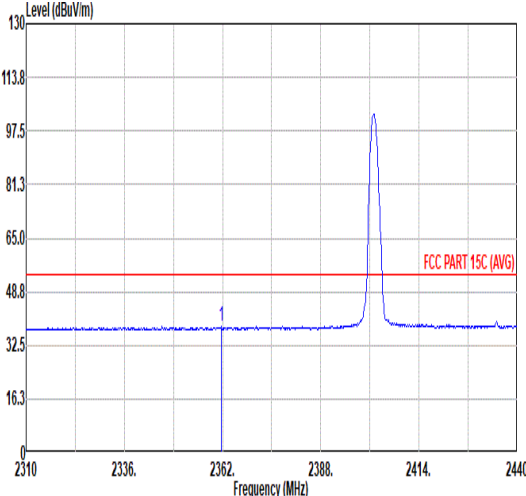
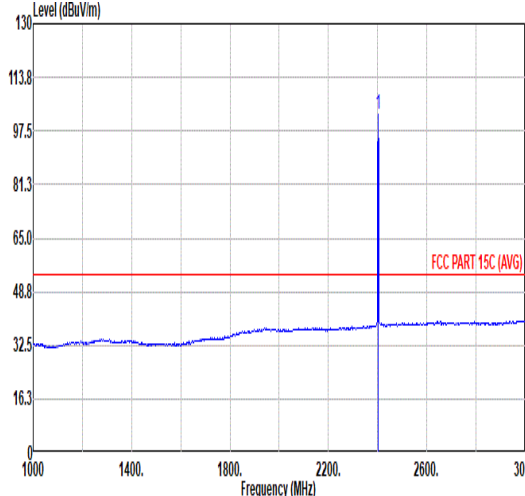
### Radiated Spurious Emission Test Modes

Mode	Band (MHz)	Antenna	Modulation	Channel	Frequency	Data Rate	RU	Remark
Mode 1	2400-2483.5	1	Bluetooth-LE_GSFK	00	2402	1Mbps	-	-
Mode 2	2400-2483.5	1	Bluetooth-LE_GSFK	19	2440	1Mbps	-	-
Mode 3	2400-2483.5	1	Bluetooth-LE_GSFK	39	2480	1Mbps	-	-
Mode 4	2400-2483.5	1	Bluetooth-LE_GSFK	00	2402	2Mbps	-	-
Mode 5	2400-2483.5	1	Bluetooth-LE_GSFK	19	2440	2Mbps	-	-
Mode 6	2400-2483.5	1	Bluetooth-LE_GSFK	39	2480	2Mbps	-	-

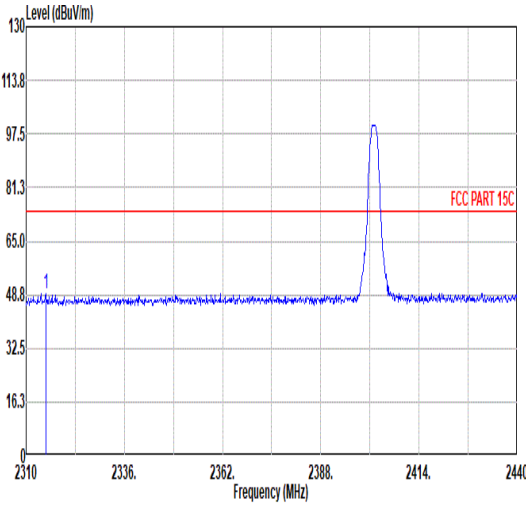
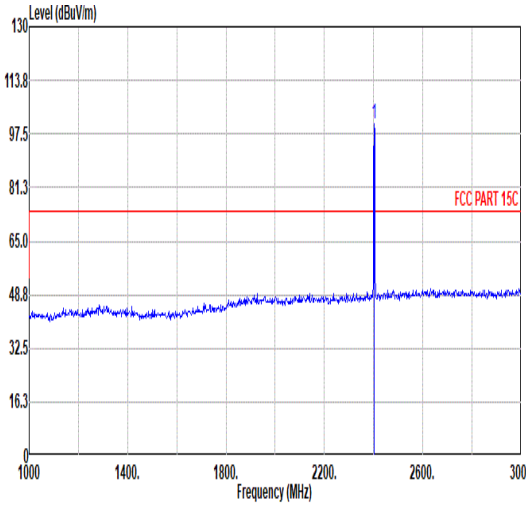
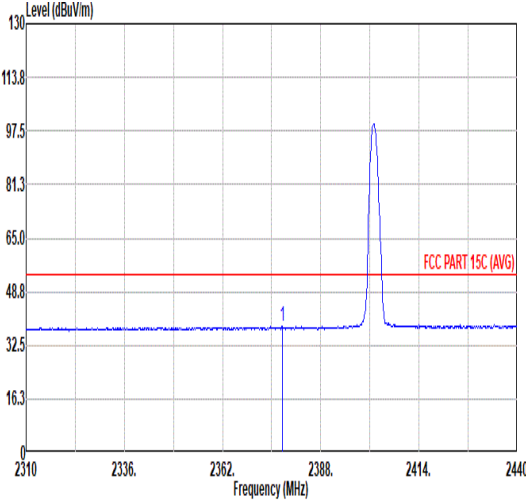
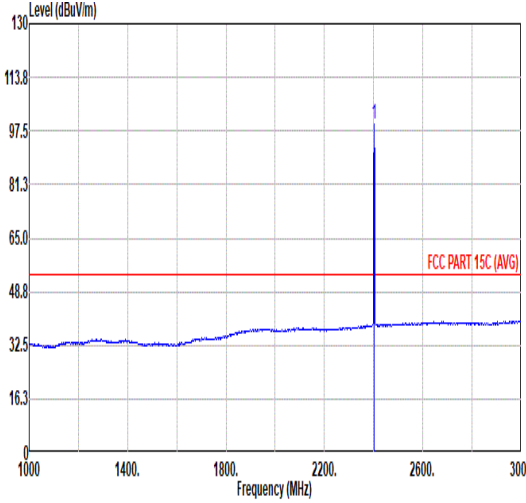
### Summary of each worse mode

Mode	Modulation	Ch.	Freq. (MHz)	Level (dBuV/m)	Limit (dBuV/m)	Margin (dB)	Pol.	Peak Avg.	Result	Remark
1	Bluetooth-LE_GSFK	00	2377.86	38.30	54.00	-15.70	V	AVERAGE	Pass	Band Edge
	Bluetooth-LE_GSFK	00	4804.00	39.34	74.00	-34.66	V	PEAK	Pass	Harmonic
2	Bluetooth-LE_GSFK	19	-	-	-	-	-	-	-	Band Edge
	Bluetooth-LE_GSFK	19	7320.00	41.34	74.00	-32.66	H	PEAK	Pass	Harmonic
3	Bluetooth-LE_GSFK	39	2483.56	40.09	54.00	-13.91	H	AVERAGE	Pass	Band Edge
	Bluetooth-LE_GSFK	39	7440.00	40.50	74.00	-33.50	V	PEAK	Pass	Harmonic
4	Bluetooth-LE_GSFK	00	2375.91	39.14	54.00	-14.86	V	AVERAGE	Pass	Band Edge
	Bluetooth-LE_GSFK	00	4804.00	39.71	74.00	-34.29	H	PEAK	Pass	Harmonic
5	Bluetooth-LE_GSFK	19	-	-	-	-	-	-	-	Band Edge
	Bluetooth-LE_GSFK	19	7320.00	41.21	74.00	-32.79	H	PEAK	Pass	Harmonic
6	Bluetooth-LE_GSFK	39	2483.50	43.08	54.00	-10.92	H	AVERAGE	Pass	Band Edge
	Bluetooth-LE_GSFK	39	7440.00	42.25	74.00	-31.75	H	PEAK	Pass	Harmonic

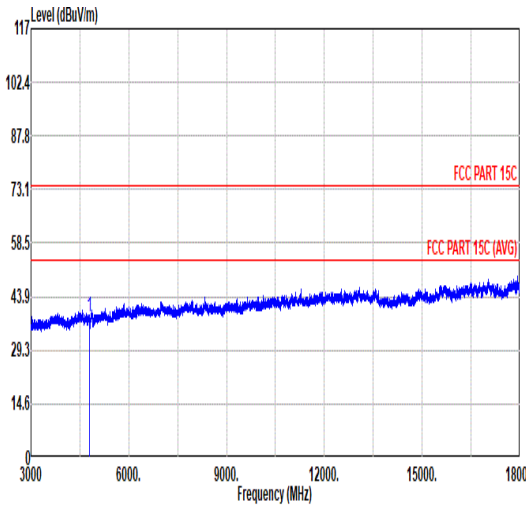
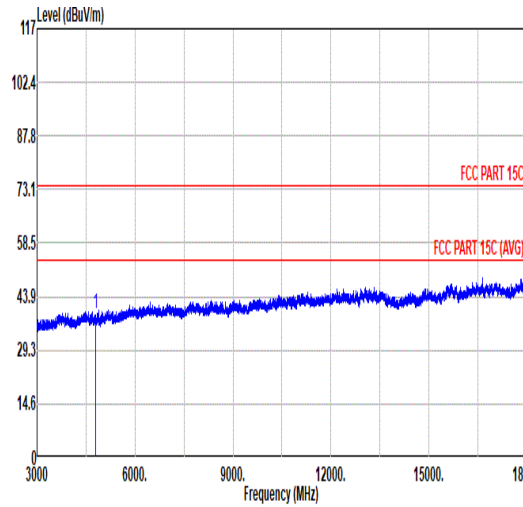


Mode	1																																																																																									
	Band Edge																																																																																									
	2400-2483.5_Bluetooth-LE_GSKF_CH00_2402MHz																																																																																									
ANT	1																																																																																									
Pol.	Horizontal	Fundamental																																																																																								
Peak	<div><table><thead><tr><th></th><th>Limit</th><th>Over</th><th>Read</th><th>Ant</th><th>Cable</th><th>Preamp</th><th>Aux</th><th>APos</th><th>TPos</th><th></th></tr><tr><th>Freq</th><th>Level</th><th>Line</th><th>Limit</th><th>Level</th><th>Factor</th><th>Loss</th><th>Factor</th><th>Factor</th><th></th><th>Remark</th></tr><tr><th></th><th>MHz</th><th>dBuV/m</th><th>dBuV/m</th><th>dB</th><th>dBuV</th><th>dB/m</th><th>dB</th><th>dB</th><th>cm</th><th>deg</th></tr></thead><tbody><tr><td>1</td><td>2327.29</td><td>49.15</td><td>74.00</td><td>-24.85</td><td>41.67</td><td>31.68</td><td>7.06</td><td>37.26</td><td>6.00</td><td>320 67 PEAK</td></tr></tbody></table></div>		Limit	Over	Read	Ant	Cable	Preamp	Aux	APos	TPos		Freq	Level	Line	Limit	Level	Factor	Loss	Factor	Factor		Remark		MHz	dBuV/m	dBuV/m	dB	dBuV	dB/m	dB	dB	cm	deg	1	2327.29	49.15	74.00	-24.85	41.67	31.68	7.06	37.26	6.00	320 67 PEAK	<div><table><thead><tr><th></th><th>Limit</th><th>Over</th><th>Read</th><th>Ant</th><th>Cable</th><th>Preamp</th><th>Aux</th><th>APos</th><th>TPos</th><th></th></tr><tr><th>Freq</th><th>Level</th><th>Line</th><th>Limit</th><th>Level</th><th>Factor</th><th>Loss</th><th>Factor</th><th>Factor</th><th></th><th>Remark</th></tr><tr><th></th><th>MHz</th><th>dBuV/m</th><th>dBuV/m</th><th>dB</th><th>dBuV</th><th>dB/m</th><th>dB</th><th>dB</th><th>cm</th><th>deg</th></tr></thead><tbody><tr><td>1</td><td>2402.00</td><td>103.42</td><td>-----</td><td>-----</td><td>95.55</td><td>31.91</td><td>7.18</td><td>37.22</td><td>6.00</td><td>320 67 PEAK</td></tr></tbody></table></div>		Limit	Over	Read	Ant	Cable	Preamp	Aux	APos	TPos		Freq	Level	Line	Limit	Level	Factor	Loss	Factor	Factor		Remark		MHz	dBuV/m	dBuV/m	dB	dBuV	dB/m	dB	dB	cm	deg	1	2402.00	103.42	-----	-----	95.55	31.91	7.18	37.22	6.00	320 67 PEAK
		Limit	Over	Read	Ant	Cable	Preamp	Aux	APos	TPos																																																																																
Freq	Level	Line	Limit	Level	Factor	Loss	Factor	Factor		Remark																																																																																
	MHz	dBuV/m	dBuV/m	dB	dBuV	dB/m	dB	dB	cm	deg																																																																																
1	2327.29	49.15	74.00	-24.85	41.67	31.68	7.06	37.26	6.00	320 67 PEAK																																																																																
	Limit	Over	Read	Ant	Cable	Preamp	Aux	APos	TPos																																																																																	
Freq	Level	Line	Limit	Level	Factor	Loss	Factor	Factor		Remark																																																																																
	MHz	dBuV/m	dBuV/m	dB	dBuV	dB/m	dB	dB	cm	deg																																																																																
1	2402.00	103.42	-----	-----	95.55	31.91	7.18	37.22	6.00	320 67 PEAK																																																																																
Avg	<div><table><thead><tr><th></th><th>Limit</th><th>Over</th><th>Read</th><th>Ant</th><th>Cable</th><th>Preamp</th><th>Aux</th><th>APos</th><th>TPos</th><th></th></tr><tr><th>Freq</th><th>Level</th><th>Line</th><th>Limit</th><th>Level</th><th>Factor</th><th>Loss</th><th>Factor</th><th>Factor</th><th></th><th>Remark</th></tr><tr><th></th><th>MHz</th><th>dBuV/m</th><th>dBuV/m</th><th>dB</th><th>dBuV</th><th>dB/m</th><th>dB</th><th>dB</th><th>cm</th><th>deg</th></tr></thead><tbody><tr><td>1</td><td>2361.61</td><td>38.15</td><td>54.00</td><td>-15.85</td><td>30.49</td><td>31.78</td><td>7.12</td><td>37.24</td><td>6.00</td><td>320 67 AVERAGE</td></tr></tbody></table></div>		Limit	Over	Read	Ant	Cable	Preamp	Aux	APos	TPos		Freq	Level	Line	Limit	Level	Factor	Loss	Factor	Factor		Remark		MHz	dBuV/m	dBuV/m	dB	dBuV	dB/m	dB	dB	cm	deg	1	2361.61	38.15	54.00	-15.85	30.49	31.78	7.12	37.24	6.00	320 67 AVERAGE	<div><table><thead><tr><th></th><th>Limit</th><th>Over</th><th>Read</th><th>Ant</th><th>Cable</th><th>Preamp</th><th>Aux</th><th>APos</th><th>TPos</th><th></th></tr><tr><th>Freq</th><th>Level</th><th>Line</th><th>Limit</th><th>Level</th><th>Factor</th><th>Loss</th><th>Factor</th><th>Factor</th><th></th><th>Remark</th></tr><tr><th></th><th>MHz</th><th>dBuV/m</th><th>dBuV/m</th><th>dB</th><th>dBuV</th><th>dB/m</th><th>dB</th><th>dB</th><th>cm</th><th>deg</th></tr></thead><tbody><tr><td>1</td><td>2402.00</td><td>102.51</td><td>-----</td><td>-----</td><td>94.64</td><td>31.91</td><td>7.18</td><td>37.22</td><td>6.00</td><td>320 67 AVERAGE</td></tr></tbody></table></div>		Limit	Over	Read	Ant	Cable	Preamp	Aux	APos	TPos		Freq	Level	Line	Limit	Level	Factor	Loss	Factor	Factor		Remark		MHz	dBuV/m	dBuV/m	dB	dBuV	dB/m	dB	dB	cm	deg	1	2402.00	102.51	-----	-----	94.64	31.91	7.18	37.22	6.00	320 67 AVERAGE
	Limit	Over	Read	Ant	Cable	Preamp	Aux	APos	TPos																																																																																	
Freq	Level	Line	Limit	Level	Factor	Loss	Factor	Factor		Remark																																																																																
	MHz	dBuV/m	dBuV/m	dB	dBuV	dB/m	dB	dB	cm	deg																																																																																
1	2361.61	38.15	54.00	-15.85	30.49	31.78	7.12	37.24	6.00	320 67 AVERAGE																																																																																
	Limit	Over	Read	Ant	Cable	Preamp	Aux	APos	TPos																																																																																	
Freq	Level	Line	Limit	Level	Factor	Loss	Factor	Factor		Remark																																																																																
	MHz	dBuV/m	dBuV/m	dB	dBuV	dB/m	dB	dB	cm	deg																																																																																
1	2402.00	102.51	-----	-----	94.64	31.91	7.18	37.22	6.00	320 67 AVERAGE																																																																																

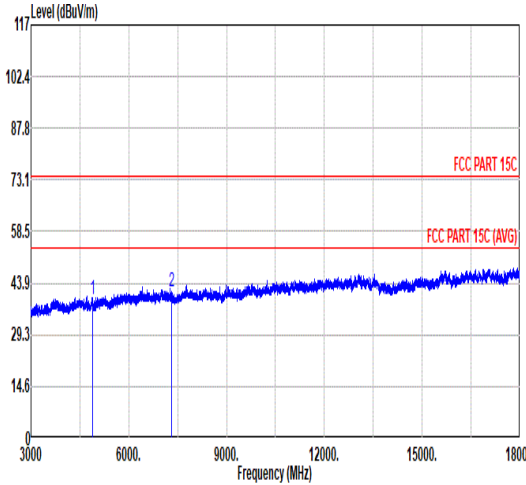
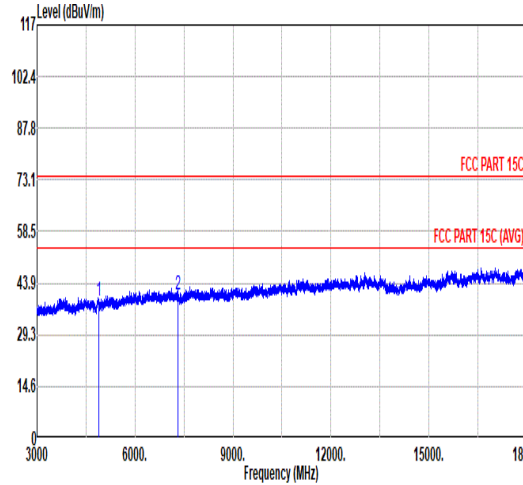


Mode	1																																																								
	Band Edge																																																								
	2400-2483.5_Bluetooth-LE_GSKF_CH00_2402MHz																																																								
ANT	1																																																								
Pol.	Vertical						Fundamental																																																		
Peak																																																									
	<table><tr><th></th><th>Limit</th><th>Over</th><th>Read</th><th>Ant</th><th>Cable</th><th>Preamp</th><th>Aux</th><th>APos</th><th>TPos</th><th></th></tr><tr><th>Freq</th><th>Level</th><th>Line</th><th>Limit</th><th>Level</th><th>Factor</th><th>Loss</th><th>Factor</th><th>Factor</th><th></th><th>Remark</th></tr><tr><th></th><th>MHz</th><th>dBuV/m</th><th>dBuV/m</th><th>dB</th><th>dBuV</th><th>dB/m</th><th>dB</th><th>dB</th><th>dB</th><th>cm</th><th>deg</th></tr><tr><td>1</td><td>2315.20</td><td>49.02</td><td>74.00</td><td>-24.98</td><td>41.60</td><td>31.65</td><td>7.04</td><td>37.27</td><td>6.00</td><td>100</td><td>4 PEAK</td></tr></table>													Limit	Over	Read	Ant	Cable	Preamp	Aux	APos	TPos		Freq	Level	Line	Limit	Level	Factor	Loss	Factor	Factor		Remark		MHz	dBuV/m	dBuV/m	dB	dBuV	dB/m	dB	dB	dB	cm	deg	1	2315.20	49.02	74.00	-24.98	41.60	31.65	7.04	37.27	6.00	100
	Limit	Over	Read	Ant	Cable	Preamp	Aux	APos	TPos																																																
Freq	Level	Line	Limit	Level	Factor	Loss	Factor	Factor		Remark																																															
	MHz	dBuV/m	dBuV/m	dB	dBuV	dB/m	dB	dB	dB	cm	deg																																														
1	2315.20	49.02	74.00	-24.98	41.60	31.65	7.04	37.27	6.00	100	4 PEAK																																														
Peak																																																									
	<table><tr><th></th><th>Limit</th><th>Over</th><th>Read</th><th>Ant</th><th>Cable</th><th>Preamp</th><th>Aux</th><th>APos</th><th>TPos</th><th></th></tr><tr><th>Freq</th><th>Level</th><th>Line</th><th>Limit</th><th>Level</th><th>Factor</th><th>Loss</th><th>Factor</th><th>Factor</th><th></th><th>Remark</th></tr><tr><th></th><th>MHz</th><th>dBuV/m</th><th>dBuV/m</th><th>dB</th><th>dBuV</th><th>dB/m</th><th>dB</th><th>dB</th><th>dB</th><th>cm</th><th>deg</th></tr><tr><td>1</td><td>2402.00</td><td>100.43</td><td>-----</td><td>-----</td><td>92.56</td><td>31.91</td><td>7.18</td><td>37.22</td><td>6.00</td><td>100</td><td>4 PEAK</td></tr></table>													Limit	Over	Read	Ant	Cable	Preamp	Aux	APos	TPos		Freq	Level	Line	Limit	Level	Factor	Loss	Factor	Factor		Remark		MHz	dBuV/m	dBuV/m	dB	dBuV	dB/m	dB	dB	dB	cm	deg	1	2402.00	100.43	-----	-----	92.56	31.91	7.18	37.22	6.00	100
	Limit	Over	Read	Ant	Cable	Preamp	Aux	APos	TPos																																																
Freq	Level	Line	Limit	Level	Factor	Loss	Factor	Factor		Remark																																															
	MHz	dBuV/m	dBuV/m	dB	dBuV	dB/m	dB	dB	dB	cm	deg																																														
1	2402.00	100.43	-----	-----	92.56	31.91	7.18	37.22	6.00	100	4 PEAK																																														
Avg																																																									
	<table><tr><th></th><th>Limit</th><th>Over</th><th>Read</th><th>Ant</th><th>Cable</th><th>Preamp</th><th>Aux</th><th>APos</th><th>TPos</th><th></th></tr><tr><th>Freq</th><th>Level</th><th>Line</th><th>Limit</th><th>Level</th><th>Factor</th><th>Loss</th><th>Factor</th><th>Factor</th><th></th><th>Remark</th></tr><tr><th></th><th>MHz</th><th>dBuV/m</th><th>dBuV/m</th><th>dB</th><th>dBuV</th><th>dB/m</th><th>dB</th><th>dB</th><th>dB</th><th>cm</th><th>deg</th></tr><tr><td>1</td><td>2377.06</td><td>38.30</td><td>54.00</td><td>-15.70</td><td>30.56</td><td>31.83</td><td>7.14</td><td>37.23</td><td>6.00</td><td>100</td><td>4 AVERAGE</td></tr></table>													Limit	Over	Read	Ant	Cable	Preamp	Aux	APos	TPos		Freq	Level	Line	Limit	Level	Factor	Loss	Factor	Factor		Remark		MHz	dBuV/m	dBuV/m	dB	dBuV	dB/m	dB	dB	dB	cm	deg	1	2377.06	38.30	54.00	-15.70	30.56	31.83	7.14	37.23	6.00	100
	Limit	Over	Read	Ant	Cable	Preamp	Aux	APos	TPos																																																
Freq	Level	Line	Limit	Level	Factor	Loss	Factor	Factor		Remark																																															
	MHz	dBuV/m	dBuV/m	dB	dBuV	dB/m	dB	dB	dB	cm	deg																																														
1	2377.06	38.30	54.00	-15.70	30.56	31.83	7.14	37.23	6.00	100	4 AVERAGE																																														
Avg																																																									
	<table><tr><th></th><th>Limit</th><th>Over</th><th>Read</th><th>Ant</th><th>Cable</th><th>Preamp</th><th>Aux</th><th>APos</th><th>TPos</th><th></th></tr><tr><th>Freq</th><th>Level</th><th>Line</th><th>Limit</th><th>Level</th><th>Factor</th><th>Loss</th><th>Factor</th><th>Factor</th><th></th><th>Remark</th></tr><tr><th></th><th>MHz</th><th>dBuV/m</th><th>dBuV/m</th><th>dB</th><th>dBuV</th><th>dB/m</th><th>dB</th><th>dB</th><th>dB</th><th>cm</th><th>deg</th></tr><tr><td>1</td><td>2402.00</td><td>99.52</td><td>-----</td><td>-----</td><td>91.65</td><td>31.91</td><td>7.18</td><td>37.22</td><td>6.00</td><td>100</td><td>4 AVERAGE</td></tr></table>													Limit	Over	Read	Ant	Cable	Preamp	Aux	APos	TPos		Freq	Level	Line	Limit	Level	Factor	Loss	Factor	Factor		Remark		MHz	dBuV/m	dBuV/m	dB	dBuV	dB/m	dB	dB	dB	cm	deg	1	2402.00	99.52	-----	-----	91.65	31.91	7.18	37.22	6.00	100
	Limit	Over	Read	Ant	Cable	Preamp	Aux	APos	TPos																																																
Freq	Level	Line	Limit	Level	Factor	Loss	Factor	Factor		Remark																																															
	MHz	dBuV/m	dBuV/m	dB	dBuV	dB/m	dB	dB	dB	cm	deg																																														
1	2402.00	99.52	-----	-----	91.65	31.91	7.18	37.22	6.00	100	4 AVERAGE																																														

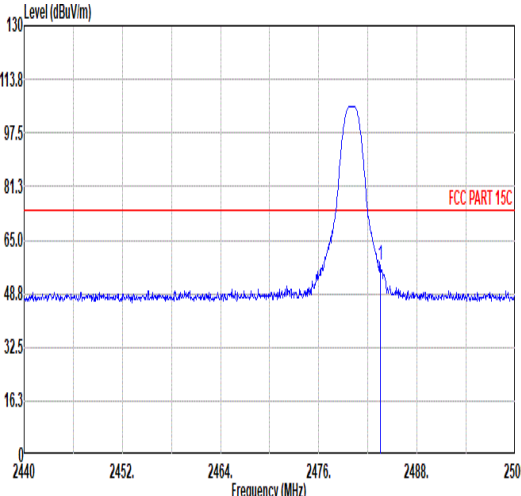
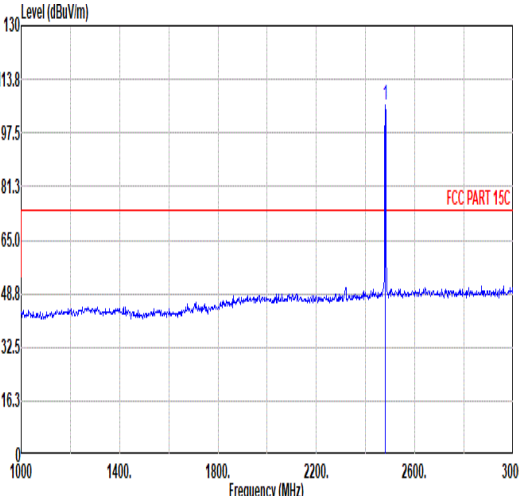
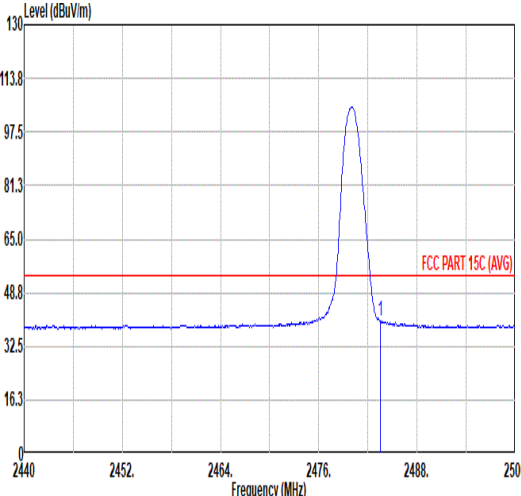
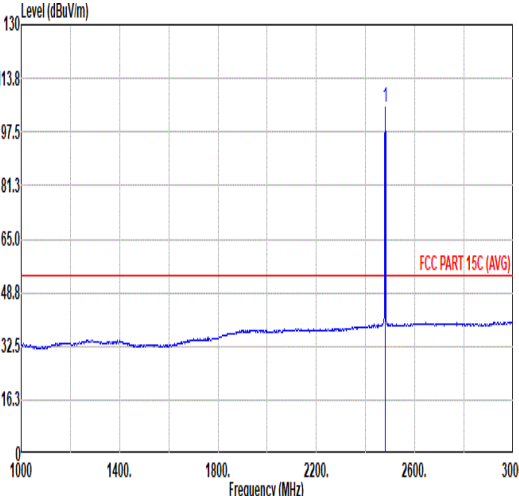


Mode	1																																																																																																								
	Harmonic																																																																																																								
	2400-2483.5_Bluetooth-LE_GSKF_CH00_2402MHz																																																																																																								
ANT	1																																																																																																								
Pol.	Horizontal						Vertical																																																																																																		
Peak  Avg																																																																																																									
	<table><tr><th></th><th>Limit</th><th>Over</th><th>Read</th><th>Ant</th><th>Cable</th><th>Preamp</th><th>Aux</th><th>APos</th><th>TPos</th><th></th></tr><tr><th>Freq</th><th>Level</th><th>Line</th><th>Limit</th><th>Level</th><th>Factor</th><th>Loss</th><th>Factor</th><th>Factor</th><th></th><th>Remark</th></tr><tr><th></th><th>MHz</th><th>dBuV/m</th><th>dBuV/m</th><th>dB</th><th>dBuV</th><th>dB/m</th><th>dB</th><th>dB</th><th>dB</th><th>cm</th><th>deg</th></tr><tr><td>1</td><td>4804.00</td><td>38.53</td><td>74.00</td><td>-35.47</td><td>60.35</td><td>33.90</td><td>10.27</td><td>65.99</td><td>0.00</td><td>---</td><td>---</td><td>PEAK</td></tr></table>							Limit	Over	Read	Ant	Cable	Preamp	Aux	APos	TPos		Freq	Level	Line	Limit	Level	Factor	Loss	Factor	Factor		Remark		MHz	dBuV/m	dBuV/m	dB	dBuV	dB/m	dB	dB	dB	cm	deg	1	4804.00	38.53	74.00	-35.47	60.35	33.90	10.27	65.99	0.00	---	---	PEAK	<table><tr><th></th><th>Limit</th><th>Over</th><th>Read</th><th>Ant</th><th>Cable</th><th>Preamp</th><th>Aux</th><th>APos</th><th>TPos</th><th></th></tr><tr><th>Freq</th><th>Level</th><th>Line</th><th>Limit</th><th>Level</th><th>Factor</th><th>Loss</th><th>Factor</th><th>Factor</th><th></th><th>Remark</th></tr><tr><th></th><th>MHz</th><th>dBuV/m</th><th>dBuV/m</th><th>dB</th><th>dBuV</th><th>dB/m</th><th>dB</th><th>dB</th><th>dB</th><th>cm</th><th>deg</th></tr><tr><td>1</td><td>4804.00</td><td>39.34</td><td>74.00</td><td>-34.66</td><td>61.16</td><td>33.90</td><td>10.27</td><td>65.99</td><td>0.00</td><td>---</td><td>---</td><td>PEAK</td></tr></table>							Limit	Over	Read	Ant	Cable	Preamp	Aux	APos	TPos		Freq	Level	Line	Limit	Level	Factor	Loss	Factor	Factor		Remark		MHz	dBuV/m	dBuV/m	dB	dBuV	dB/m	dB	dB	dB	cm	deg	1	4804.00	39.34	74.00	-34.66	61.16	33.90	10.27	65.99	0.00	---	---
	Limit	Over	Read	Ant	Cable	Preamp	Aux	APos	TPos																																																																																																
Freq	Level	Line	Limit	Level	Factor	Loss	Factor	Factor		Remark																																																																																															
	MHz	dBuV/m	dBuV/m	dB	dBuV	dB/m	dB	dB	dB	cm	deg																																																																																														
1	4804.00	38.53	74.00	-35.47	60.35	33.90	10.27	65.99	0.00	---	---	PEAK																																																																																													
	Limit	Over	Read	Ant	Cable	Preamp	Aux	APos	TPos																																																																																																
Freq	Level	Line	Limit	Level	Factor	Loss	Factor	Factor		Remark																																																																																															
	MHz	dBuV/m	dBuV/m	dB	dBuV	dB/m	dB	dB	dB	cm	deg																																																																																														
1	4804.00	39.34	74.00	-34.66	61.16	33.90	10.27	65.99	0.00	---	---	PEAK																																																																																													

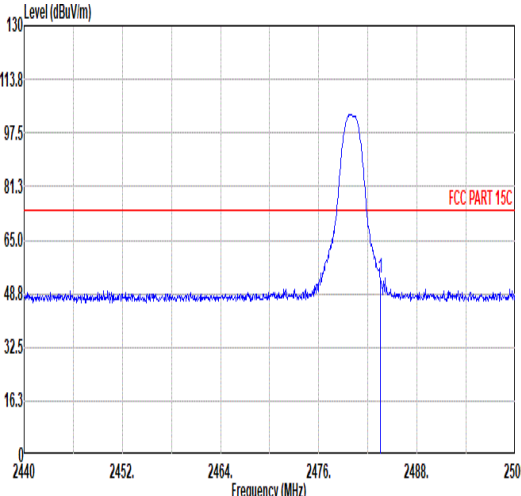
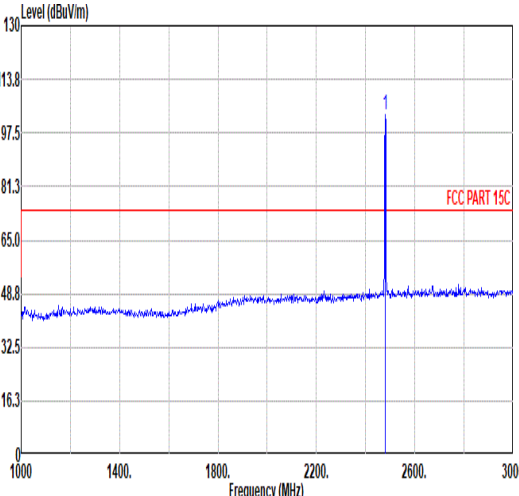
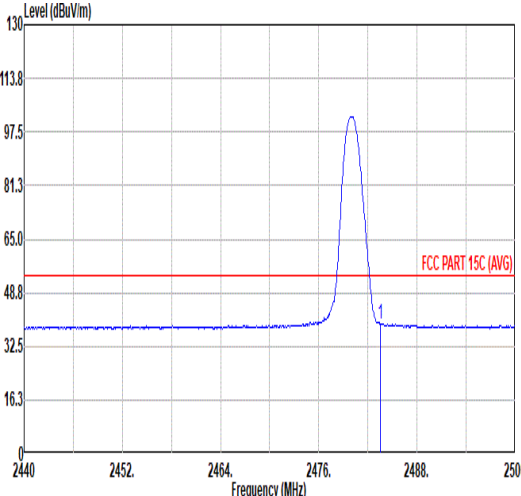
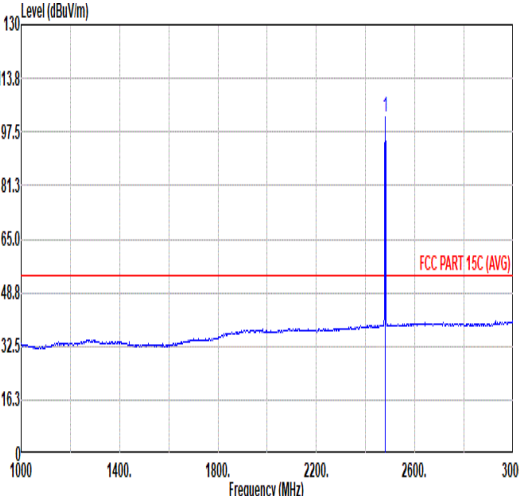


Mode	2																																																																																																																																			
	Harmonic																																																																																																																																			
	2400-2483.5_Bluetooth-LE_GSKF_CH19_2440MHz																																																																																																																																			
ANT	1																																																																																																																																			
Pol.	Horizontal						Vertical																																																																																																																													
Peak  Avg																																																																																																																																				
	<table><tr><th></th><th>Limit</th><th>Over</th><th>Read</th><th>Ant</th><th>Cable</th><th>Preamp</th><th>Aux</th><th>APos</th><th>TPos</th><th></th></tr><tr><th>Freq</th><th>Level</th><th>Line</th><th>Limit</th><th>Level</th><th>Factor</th><th>Loss</th><th>Factor</th><th>Factor</th><th></th><th>Remark</th></tr><tr><th></th><th>MHz</th><th>dBuV/m</th><th>dBuV/m</th><th>dB</th><th>dBuV</th><th>dB/m</th><th>dB</th><th>dB</th><th>dB</th><th>cm</th><th>deg</th></tr><tr><td>1</td><td>4880.00</td><td>39.50</td><td>74.00</td><td>-34.50</td><td>61.27</td><td>33.90</td><td>10.35</td><td>66.02</td><td>0.00</td><td>---</td><td>---</td><td>PEAK</td></tr><tr><td>2</td><td>7320.00</td><td>41.34</td><td>74.00</td><td>-32.66</td><td>60.53</td><td>35.58</td><td>12.79</td><td>67.56</td><td>0.00</td><td>---</td><td>---</td><td>PEAK</td></tr></table>							Limit	Over	Read	Ant	Cable	Preamp	Aux	APos	TPos		Freq	Level	Line	Limit	Level	Factor	Loss	Factor	Factor		Remark		MHz	dBuV/m	dBuV/m	dB	dBuV	dB/m	dB	dB	dB	cm	deg	1	4880.00	39.50	74.00	-34.50	61.27	33.90	10.35	66.02	0.00	---	---	PEAK	2	7320.00	41.34	74.00	-32.66	60.53	35.58	12.79	67.56	0.00	---	---	PEAK	<table><tr><th></th><th>Limit</th><th>Over</th><th>Read</th><th>Ant</th><th>Cable</th><th>Preamp</th><th>Aux</th><th>APos</th><th>TPos</th><th></th></tr><tr><th>Freq</th><th>Level</th><th>Line</th><th>Limit</th><th>Level</th><th>Factor</th><th>Loss</th><th>Factor</th><th>Factor</th><th></th><th>Remark</th></tr><tr><th></th><th>MHz</th><th>dBuV/m</th><th>dBuV/m</th><th>dB</th><th>dBuV</th><th>dB/m</th><th>dB</th><th>dB</th><th>dB</th><th>cm</th><th>deg</th></tr><tr><td>1</td><td>4880.00</td><td>38.79</td><td>74.00</td><td>-35.21</td><td>60.56</td><td>33.90</td><td>10.35</td><td>66.02</td><td>0.00</td><td>---</td><td>---</td><td>PEAK</td></tr><tr><td>2</td><td>7320.00</td><td>40.63</td><td>74.00</td><td>-33.37</td><td>59.82</td><td>35.58</td><td>12.79</td><td>67.56</td><td>0.00</td><td>---</td><td>---</td><td>PEAK</td></tr></table>							Limit	Over	Read	Ant	Cable	Preamp	Aux	APos	TPos		Freq	Level	Line	Limit	Level	Factor	Loss	Factor	Factor		Remark		MHz	dBuV/m	dBuV/m	dB	dBuV	dB/m	dB	dB	dB	cm	deg	1	4880.00	38.79	74.00	-35.21	60.56	33.90	10.35	66.02	0.00	---	---	PEAK	2	7320.00	40.63	74.00	-33.37	59.82	35.58	12.79	67.56	0.00	---	---	PEAK
		Limit	Over	Read	Ant	Cable	Preamp	Aux	APos	TPos																																																																																																																										
Freq	Level	Line	Limit	Level	Factor	Loss	Factor	Factor		Remark																																																																																																																										
	MHz	dBuV/m	dBuV/m	dB	dBuV	dB/m	dB	dB	dB	cm	deg																																																																																																																									
1	4880.00	39.50	74.00	-34.50	61.27	33.90	10.35	66.02	0.00	---	---	PEAK																																																																																																																								
2	7320.00	41.34	74.00	-32.66	60.53	35.58	12.79	67.56	0.00	---	---	PEAK																																																																																																																								
	Limit	Over	Read	Ant	Cable	Preamp	Aux	APos	TPos																																																																																																																											
Freq	Level	Line	Limit	Level	Factor	Loss	Factor	Factor		Remark																																																																																																																										
	MHz	dBuV/m	dBuV/m	dB	dBuV	dB/m	dB	dB	dB	cm	deg																																																																																																																									
1	4880.00	38.79	74.00	-35.21	60.56	33.90	10.35	66.02	0.00	---	---	PEAK																																																																																																																								
2	7320.00	40.63	74.00	-33.37	59.82	35.58	12.79	67.56	0.00	---	---	PEAK																																																																																																																								



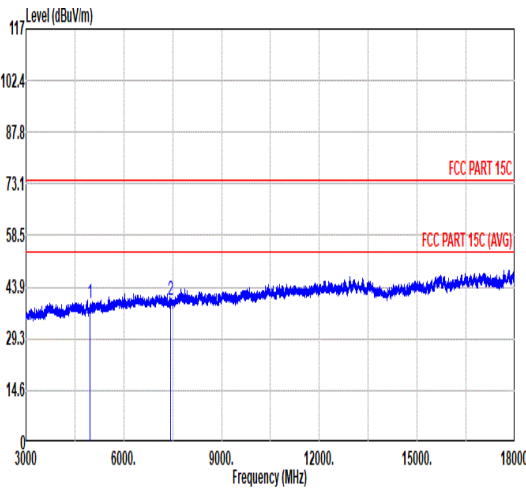
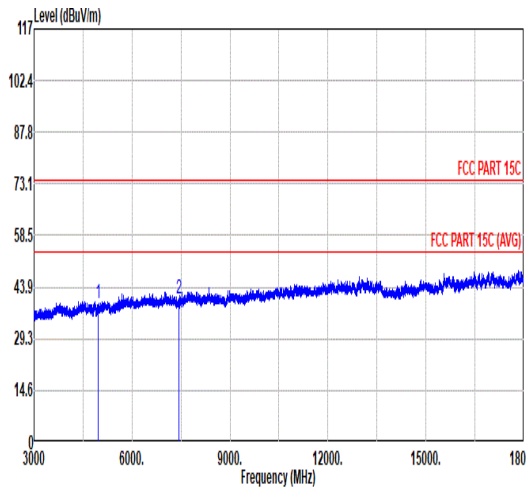
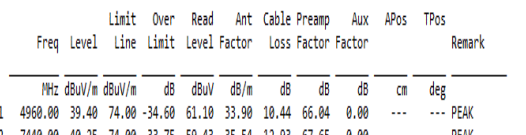
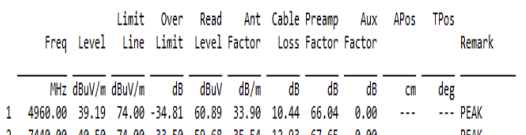
Mode	3																																																																																																
	Band Edge																																																																																																
	2400-2483.5_Bluetooth-LE_GSKF_CH39_2480MHz																																																																																																
ANT	1																																																																																																
Pol.	Horizontal					Fundamental																																																																																											
Peak																																																																																																	
	<table><thead><tr><th></th><th>Limit</th><th>Over</th><th>Read</th><th>Ant</th><th>Cable</th><th>Preamp</th><th>Aux</th><th>APos</th><th>TPos</th><th></th></tr><tr><th>Freq</th><th>Level</th><th>Line</th><th>Limit</th><th>Level</th><th>Factor</th><th>Loss</th><th>Factor</th><th>Factor</th><th></th><th>Remark</th></tr><tr><th></th><th>MHz</th><th>dBuV/m</th><th>dBuV/m</th><th>dB</th><th>dBuV</th><th>dB/m</th><th>dB</th><th>dB</th><th>cm</th><th>deg</th></tr></thead><tbody><tr><td>1</td><td>2483.56</td><td>57.17</td><td>74.00</td><td>-16.83</td><td>48.89</td><td>32.15</td><td>7.33</td><td>37.20</td><td>6.00</td><td>311 60 PEAK</td></tr></tbody></table>						Limit	Over	Read	Ant	Cable	Preamp	Aux	APos	TPos		Freq	Level	Line	Limit	Level	Factor	Loss	Factor	Factor		Remark		MHz	dBuV/m	dBuV/m	dB	dBuV	dB/m	dB	dB	cm	deg	1	2483.56	57.17	74.00	-16.83	48.89	32.15	7.33	37.20	6.00	311 60 PEAK	<table><thead><tr><th></th><th>Limit</th><th>Over</th><th>Read</th><th>Ant</th><th>Cable</th><th>Preamp</th><th>Aux</th><th>APos</th><th>TPos</th><th></th></tr><tr><th>Freq</th><th>Level</th><th>Line</th><th>Limit</th><th>Level</th><th>Factor</th><th>Loss</th><th>Factor</th><th>Factor</th><th></th><th>Remark</th></tr><tr><th></th><th>MHz</th><th>dBuV/m</th><th>dBuV/m</th><th>dB</th><th>dBuV</th><th>dB/m</th><th>dB</th><th>dB</th><th>cm</th><th>deg</th></tr></thead><tbody><tr><td>1</td><td>2480.00</td><td>105.80</td><td>-----</td><td>-----</td><td>97.54</td><td>32.14</td><td>7.32</td><td>37.20</td><td>6.00</td><td>311 60 PEAK</td></tr></tbody></table>						Limit	Over	Read	Ant	Cable	Preamp	Aux	APos	TPos		Freq	Level	Line	Limit	Level	Factor	Loss	Factor	Factor		Remark		MHz	dBuV/m	dBuV/m	dB	dBuV	dB/m	dB	dB	cm	deg	1	2480.00	105.80	-----	-----	97.54	32.14	7.32	37.20	6.00
	Limit	Over	Read	Ant	Cable	Preamp	Aux	APos	TPos																																																																																								
Freq	Level	Line	Limit	Level	Factor	Loss	Factor	Factor		Remark																																																																																							
	MHz	dBuV/m	dBuV/m	dB	dBuV	dB/m	dB	dB	cm	deg																																																																																							
1	2483.56	57.17	74.00	-16.83	48.89	32.15	7.33	37.20	6.00	311 60 PEAK																																																																																							
	Limit	Over	Read	Ant	Cable	Preamp	Aux	APos	TPos																																																																																								
Freq	Level	Line	Limit	Level	Factor	Loss	Factor	Factor		Remark																																																																																							
	MHz	dBuV/m	dBuV/m	dB	dBuV	dB/m	dB	dB	cm	deg																																																																																							
1	2480.00	105.80	-----	-----	97.54	32.14	7.32	37.20	6.00	311 60 PEAK																																																																																							
Avg																																																																																																	
	<table><thead><tr><th></th><th>Limit</th><th>Over</th><th>Read</th><th>Ant</th><th>Cable</th><th>Preamp</th><th>Aux</th><th>APos</th><th>TPos</th><th></th></tr><tr><th>Freq</th><th>Level</th><th>Line</th><th>Limit</th><th>Level</th><th>Factor</th><th>Loss</th><th>Factor</th><th>Factor</th><th></th><th>Remark</th></tr><tr><th></th><th>MHz</th><th>dBuV/m</th><th>dBuV/m</th><th>dB</th><th>dBuV</th><th>dB/m</th><th>dB</th><th>dB</th><th>cm</th><th>deg</th></tr></thead><tbody><tr><td>1</td><td>2483.56</td><td>40.09</td><td>54.00</td><td>-13.91</td><td>31.81</td><td>32.15</td><td>7.33</td><td>37.20</td><td>6.00</td><td>311 60 AVERAGE</td></tr></tbody></table>						Limit	Over	Read	Ant	Cable	Preamp	Aux	APos	TPos		Freq	Level	Line	Limit	Level	Factor	Loss	Factor	Factor		Remark		MHz	dBuV/m	dBuV/m	dB	dBuV	dB/m	dB	dB	cm	deg	1	2483.56	40.09	54.00	-13.91	31.81	32.15	7.33	37.20	6.00	311 60 AVERAGE	<table><thead><tr><th></th><th>Limit</th><th>Over</th><th>Read</th><th>Ant</th><th>Cable</th><th>Preamp</th><th>Aux</th><th>APos</th><th>TPos</th><th></th></tr><tr><th>Freq</th><th>Level</th><th>Line</th><th>Limit</th><th>Level</th><th>Factor</th><th>Loss</th><th>Factor</th><th>Factor</th><th></th><th>Remark</th></tr><tr><th></th><th>MHz</th><th>dBuV/m</th><th>dBuV/m</th><th>dB</th><th>dBuV</th><th>dB/m</th><th>dB</th><th>dB</th><th>cm</th><th>deg</th></tr></thead><tbody><tr><td>1</td><td>2480.00</td><td>104.91</td><td>-----</td><td>-----</td><td>96.65</td><td>32.14</td><td>7.32</td><td>37.20</td><td>6.00</td><td>311 60 AVERAGE</td></tr></tbody></table>						Limit	Over	Read	Ant	Cable	Preamp	Aux	APos	TPos		Freq	Level	Line	Limit	Level	Factor	Loss	Factor	Factor		Remark		MHz	dBuV/m	dBuV/m	dB	dBuV	dB/m	dB	dB	cm	deg	1	2480.00	104.91	-----	-----	96.65	32.14	7.32	37.20	6.00
	Limit	Over	Read	Ant	Cable	Preamp	Aux	APos	TPos																																																																																								
Freq	Level	Line	Limit	Level	Factor	Loss	Factor	Factor		Remark																																																																																							
	MHz	dBuV/m	dBuV/m	dB	dBuV	dB/m	dB	dB	cm	deg																																																																																							
1	2483.56	40.09	54.00	-13.91	31.81	32.15	7.33	37.20	6.00	311 60 AVERAGE																																																																																							
	Limit	Over	Read	Ant	Cable	Preamp	Aux	APos	TPos																																																																																								
Freq	Level	Line	Limit	Level	Factor	Loss	Factor	Factor		Remark																																																																																							
	MHz	dBuV/m	dBuV/m	dB	dBuV	dB/m	dB	dB	cm	deg																																																																																							
1	2480.00	104.91	-----	-----	96.65	32.14	7.32	37.20	6.00	311 60 AVERAGE																																																																																							



Mode	3																																																																																																			
	Band Edge																																																																																																			
	2400-2483.5_Bluetooth-LE_GSKF_CH39_2480MHz																																																																																																			
ANT	1																																																																																																			
Pol.	Vertical						Fundamental																																																																																													
Peak																																																																																																				
	<table><thead><tr><th></th><th>Limit</th><th>Over</th><th>Read</th><th>Ant</th><th>Cable</th><th>Preamp</th><th>Aux</th><th>APos</th><th>TPos</th><th></th></tr><tr><th>Freq</th><th>Level</th><th>Line</th><th>Limit</th><th>Level</th><th>Factor</th><th>Loss</th><th>Factor</th><th>Factor</th><th></th><th>Remark</th></tr><tr><th></th><th>MHz</th><th>dBuV/m</th><th>dBuV/m</th><th>dB</th><th>dBuV</th><th>dB/m</th><th>dB</th><th>dB</th><th>cm</th><th>deg</th></tr></thead><tbody><tr><td>1</td><td>2483.50</td><td>53.55</td><td>74.00</td><td>-20.45</td><td>45.27</td><td>32.15</td><td>7.33</td><td>37.20</td><td>6.00</td><td>100</td><td>3 PEAK</td></tr></tbody></table>							Limit	Over	Read	Ant	Cable	Preamp	Aux	APos	TPos		Freq	Level	Line	Limit	Level	Factor	Loss	Factor	Factor		Remark		MHz	dBuV/m	dBuV/m	dB	dBuV	dB/m	dB	dB	cm	deg	1	2483.50	53.55	74.00	-20.45	45.27	32.15	7.33	37.20	6.00	100	3 PEAK	<table><thead><tr><th></th><th>Limit</th><th>Over</th><th>Read</th><th>Ant</th><th>Cable</th><th>Preamp</th><th>Aux</th><th>APos</th><th>TPos</th><th></th></tr><tr><th>Freq</th><th>Level</th><th>Line</th><th>Limit</th><th>Level</th><th>Factor</th><th>Loss</th><th>Factor</th><th>Factor</th><th></th><th>Remark</th></tr><tr><th></th><th>MHz</th><th>dBuV/m</th><th>dBuV/m</th><th>dB</th><th>dBuV</th><th>dB/m</th><th>dB</th><th>dB</th><th>cm</th><th>deg</th></tr></thead><tbody><tr><td>1</td><td>2480.00</td><td>103.07</td><td>-----</td><td>-----</td><td>94.81</td><td>32.14</td><td>7.32</td><td>37.20</td><td>6.00</td><td>100</td><td>3 PEAK</td></tr></tbody></table>						Limit	Over	Read	Ant	Cable	Preamp	Aux	APos	TPos		Freq	Level	Line	Limit	Level	Factor	Loss	Factor	Factor		Remark		MHz	dBuV/m	dBuV/m	dB	dBuV	dB/m	dB	dB	cm	deg	1	2480.00	103.07	-----	-----	94.81	32.14	7.32	37.20	6.00	100
	Limit	Over	Read	Ant	Cable	Preamp	Aux	APos	TPos																																																																																											
Freq	Level	Line	Limit	Level	Factor	Loss	Factor	Factor		Remark																																																																																										
	MHz	dBuV/m	dBuV/m	dB	dBuV	dB/m	dB	dB	cm	deg																																																																																										
1	2483.50	53.55	74.00	-20.45	45.27	32.15	7.33	37.20	6.00	100	3 PEAK																																																																																									
	Limit	Over	Read	Ant	Cable	Preamp	Aux	APos	TPos																																																																																											
Freq	Level	Line	Limit	Level	Factor	Loss	Factor	Factor		Remark																																																																																										
	MHz	dBuV/m	dBuV/m	dB	dBuV	dB/m	dB	dB	cm	deg																																																																																										
1	2480.00	103.07	-----	-----	94.81	32.14	7.32	37.20	6.00	100	3 PEAK																																																																																									
Avg																																																																																																				
	<table><thead><tr><th></th><th>Limit</th><th>Over</th><th>Read</th><th>Ant</th><th>Cable</th><th>Preamp</th><th>Aux</th><th>APos</th><th>TPos</th><th></th></tr><tr><th>Freq</th><th>Level</th><th>Line</th><th>Limit</th><th>Level</th><th>Factor</th><th>Loss</th><th>Factor</th><th>Factor</th><th></th><th>Remark</th></tr><tr><th></th><th>MHz</th><th>dBuV/m</th><th>dBuV/m</th><th>dB</th><th>dBuV</th><th>dB/m</th><th>dB</th><th>dB</th><th>cm</th><th>deg</th></tr></thead><tbody><tr><td>1</td><td>2483.50</td><td>39.42</td><td>54.00</td><td>-14.58</td><td>31.14</td><td>32.15</td><td>7.33</td><td>37.20</td><td>6.00</td><td>100</td><td>3 AVERAGE</td></tr></tbody></table>							Limit	Over	Read	Ant	Cable	Preamp	Aux	APos	TPos		Freq	Level	Line	Limit	Level	Factor	Loss	Factor	Factor		Remark		MHz	dBuV/m	dBuV/m	dB	dBuV	dB/m	dB	dB	cm	deg	1	2483.50	39.42	54.00	-14.58	31.14	32.15	7.33	37.20	6.00	100	3 AVERAGE	<table><thead><tr><th></th><th>Limit</th><th>Over</th><th>Read</th><th>Ant</th><th>Cable</th><th>Preamp</th><th>Aux</th><th>APos</th><th>TPos</th><th></th></tr><tr><th>Freq</th><th>Level</th><th>Line</th><th>Limit</th><th>Level</th><th>Factor</th><th>Loss</th><th>Factor</th><th>Factor</th><th></th><th>Remark</th></tr><tr><th></th><th>MHz</th><th>dBuV/m</th><th>dBuV/m</th><th>dB</th><th>dBuV</th><th>dB/m</th><th>dB</th><th>dB</th><th>cm</th><th>deg</th></tr></thead><tbody><tr><td>1</td><td>2480.00</td><td>102.18</td><td>-----</td><td>-----</td><td>93.92</td><td>32.14</td><td>7.32</td><td>37.20</td><td>6.00</td><td>100</td><td>3 AVERAGE</td></tr></tbody></table>						Limit	Over	Read	Ant	Cable	Preamp	Aux	APos	TPos		Freq	Level	Line	Limit	Level	Factor	Loss	Factor	Factor		Remark		MHz	dBuV/m	dBuV/m	dB	dBuV	dB/m	dB	dB	cm	deg	1	2480.00	102.18	-----	-----	93.92	32.14	7.32	37.20	6.00	100
	Limit	Over	Read	Ant	Cable	Preamp	Aux	APos	TPos																																																																																											
Freq	Level	Line	Limit	Level	Factor	Loss	Factor	Factor		Remark																																																																																										
	MHz	dBuV/m	dBuV/m	dB	dBuV	dB/m	dB	dB	cm	deg																																																																																										
1	2483.50	39.42	54.00	-14.58	31.14	32.15	7.33	37.20	6.00	100	3 AVERAGE																																																																																									
	Limit	Over	Read	Ant	Cable	Preamp	Aux	APos	TPos																																																																																											
Freq	Level	Line	Limit	Level	Factor	Loss	Factor	Factor		Remark																																																																																										
	MHz	dBuV/m	dBuV/m	dB	dBuV	dB/m	dB	dB	cm	deg																																																																																										
1	2480.00	102.18	-----	-----	93.92	32.14	7.32	37.20	6.00	100	3 AVERAGE																																																																																									



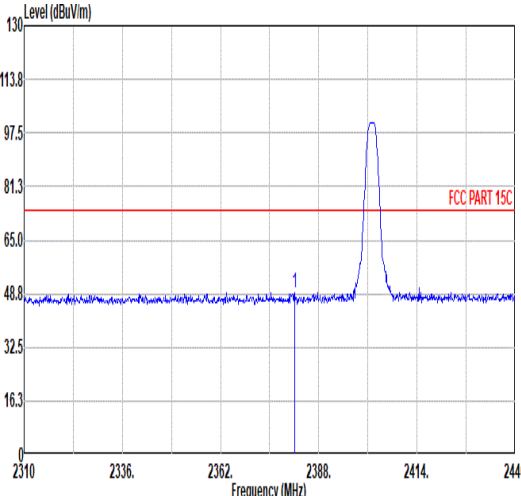
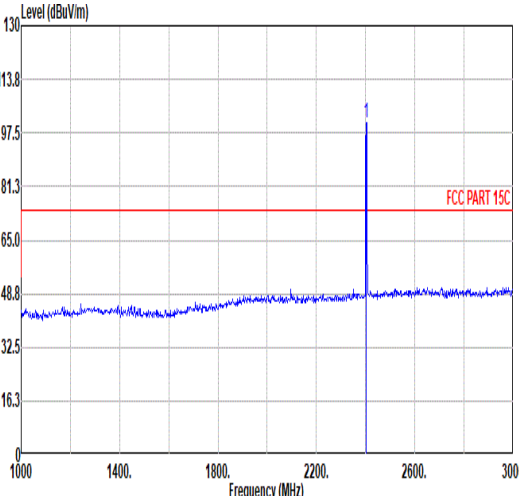
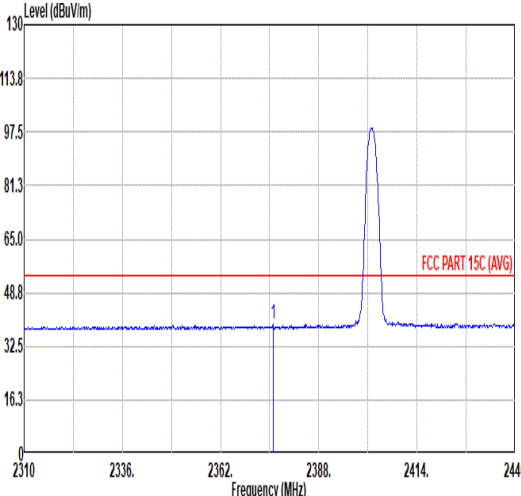
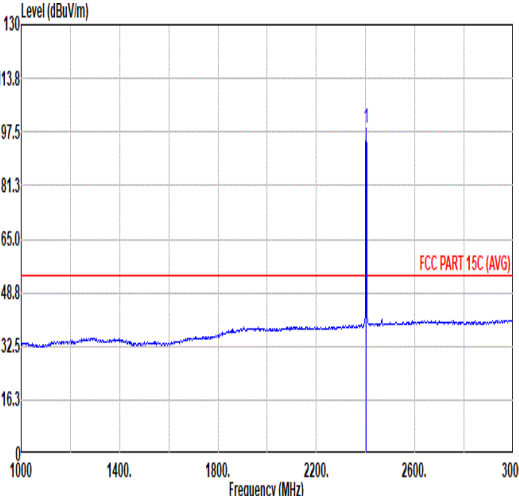


Mode	3																																																																																																																																			
	Harmonic																																																																																																																																			
	2400-2483.5_Bluetooth-LE_GSKF_CH39_2480MHz																																																																																																																																			
ANT	1																																																																																																																																			
Pol.	Horizontal						Vertical																																																																																																																													
Peak  Avg																																																																																																																																				
	<table><tr><th></th><th>Limit</th><th>Over</th><th>Read</th><th>Ant</th><th>Cable</th><th>Preamp</th><th>Aux</th><th>APos</th><th>TPos</th><th></th></tr><tr><th>Freq</th><th>Level</th><th>Line</th><th>Limit</th><th>Level</th><th>Factor</th><th>Loss</th><th>Factor</th><th>Factor</th><th></th><th>Remark</th></tr><tr><th></th><th>MHz</th><th>dBuV/m</th><th>dBuV/m</th><th>dB</th><th>dBuV</th><th>dB/m</th><th>dB</th><th>dB</th><th>dB</th><th>cm</th><th>deg</th></tr><tr><td>1</td><td>4960.00</td><td>39.40</td><td>74.00</td><td>-34.60</td><td>61.10</td><td>33.90</td><td>10.44</td><td>66.04</td><td>0.00</td><td>---</td><td>---</td><td>PEAK</td></tr><tr><td>2</td><td>7440.00</td><td>40.25</td><td>74.00</td><td>-33.75</td><td>59.43</td><td>35.54</td><td>12.93</td><td>67.65</td><td>0.00</td><td>---</td><td>---</td><td>PEAK</td></tr></table>							Limit	Over	Read	Ant	Cable	Preamp	Aux	APos	TPos		Freq	Level	Line	Limit	Level	Factor	Loss	Factor	Factor		Remark		MHz	dBuV/m	dBuV/m	dB	dBuV	dB/m	dB	dB	dB	cm	deg	1	4960.00	39.40	74.00	-34.60	61.10	33.90	10.44	66.04	0.00	---	---	PEAK	2	7440.00	40.25	74.00	-33.75	59.43	35.54	12.93	67.65	0.00	---	---	PEAK	<table><tr><th></th><th>Limit</th><th>Over</th><th>Read</th><th>Ant</th><th>Cable</th><th>Preamp</th><th>Aux</th><th>APos</th><th>TPos</th><th></th></tr><tr><th>Freq</th><th>Level</th><th>Line</th><th>Limit</th><th>Level</th><th>Factor</th><th>Loss</th><th>Factor</th><th>Factor</th><th></th><th>Remark</th></tr><tr><th></th><th>MHz</th><th>dBuV/m</th><th>dBuV/m</th><th>dB</th><th>dBuV</th><th>dB/m</th><th>dB</th><th>dB</th><th>dB</th><th>cm</th><th>deg</th></tr><tr><td>1</td><td>4960.00</td><td>39.19</td><td>74.00</td><td>-34.81</td><td>60.89</td><td>33.90</td><td>10.44</td><td>66.04</td><td>0.00</td><td>---</td><td>---</td><td>PEAK</td></tr><tr><td>2</td><td>7440.00</td><td>40.50</td><td>74.00</td><td>-33.50</td><td>59.68</td><td>35.54</td><td>12.93</td><td>67.65</td><td>0.00</td><td>---</td><td>---</td><td>PEAK</td></tr></table>							Limit	Over	Read	Ant	Cable	Preamp	Aux	APos	TPos		Freq	Level	Line	Limit	Level	Factor	Loss	Factor	Factor		Remark		MHz	dBuV/m	dBuV/m	dB	dBuV	dB/m	dB	dB	dB	cm	deg	1	4960.00	39.19	74.00	-34.81	60.89	33.90	10.44	66.04	0.00	---	---	PEAK	2	7440.00	40.50	74.00	-33.50	59.68	35.54	12.93	67.65	0.00	---	---	PEAK
		Limit	Over	Read	Ant	Cable	Preamp	Aux	APos	TPos																																																																																																																										
Freq	Level	Line	Limit	Level	Factor	Loss	Factor	Factor		Remark																																																																																																																										
	MHz	dBuV/m	dBuV/m	dB	dBuV	dB/m	dB	dB	dB	cm	deg																																																																																																																									
1	4960.00	39.40	74.00	-34.60	61.10	33.90	10.44	66.04	0.00	---	---	PEAK																																																																																																																								
2	7440.00	40.25	74.00	-33.75	59.43	35.54	12.93	67.65	0.00	---	---	PEAK																																																																																																																								
	Limit	Over	Read	Ant	Cable	Preamp	Aux	APos	TPos																																																																																																																											
Freq	Level	Line	Limit	Level	Factor	Loss	Factor	Factor		Remark																																																																																																																										
	MHz	dBuV/m	dBuV/m	dB	dBuV	dB/m	dB	dB	dB	cm	deg																																																																																																																									
1	4960.00	39.19	74.00	-34.81	60.89	33.90	10.44	66.04	0.00	---	---	PEAK																																																																																																																								
2	7440.00	40.50	74.00	-33.50	59.68	35.54	12.93	67.65	0.00	---	---	PEAK																																																																																																																								
																																																																																																																																				

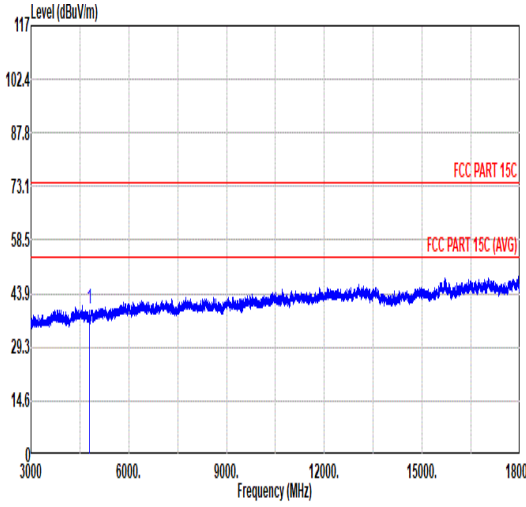
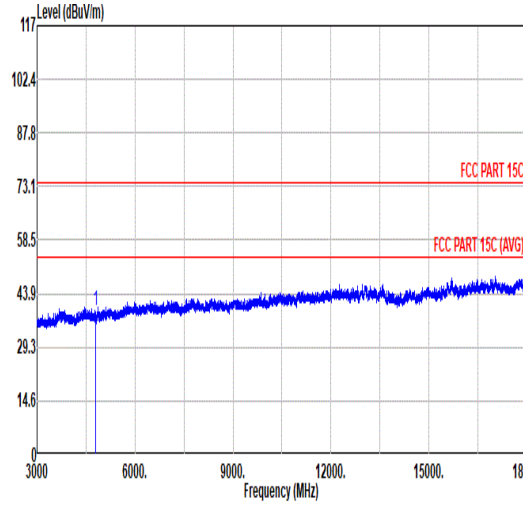


Mode	4																																																																																											
	Band Edge																																																																																											
	2400-2483.5_Bluetooth-LE_GSKF_CH00_2402MHz																																																																																											
ANT	1																																																																																											
Pol.	Horizontal	Fundamental																																																																																										
Peak	<div><table><thead><tr><th></th><th>Limit</th><th>Over</th><th>Read</th><th>Ant</th><th>Cable</th><th>Preamp</th><th>Aux</th><th>APos</th><th>TPos</th><th></th></tr><tr><th>Freq</th><th>Level</th><th>Line</th><th>Limit</th><th>Level</th><th>Factor</th><th>Loss</th><th>Factor</th><th>Factor</th><th></th><th>Remark</th></tr><tr><th></th><th>MHz</th><th>dBuV/m</th><th>dBuV/m</th><th>dB</th><th>dBuV</th><th>dB/m</th><th>dB</th><th>dB</th><th>cm</th><th>deg</th></tr></thead><tbody><tr><td>1</td><td>2357.84</td><td>49.16</td><td>74.00</td><td>-24.84</td><td>41.52</td><td>31.77</td><td>7.11</td><td>37.24</td><td>6.00</td><td>319</td><td>68 PEAK</td></tr></tbody></table></div>		Limit	Over	Read	Ant	Cable	Preamp	Aux	APos	TPos		Freq	Level	Line	Limit	Level	Factor	Loss	Factor	Factor		Remark		MHz	dBuV/m	dBuV/m	dB	dBuV	dB/m	dB	dB	cm	deg	1	2357.84	49.16	74.00	-24.84	41.52	31.77	7.11	37.24	6.00	319	68 PEAK	<div><table><thead><tr><th></th><th>Limit</th><th>Over</th><th>Read</th><th>Ant</th><th>Cable</th><th>Preamp</th><th>Aux</th><th>APos</th><th>TPos</th><th></th></tr><tr><th>Freq</th><th>Level</th><th>Line</th><th>Limit</th><th>Level</th><th>Factor</th><th>Loss</th><th>Factor</th><th>Factor</th><th></th><th>Remark</th></tr><tr><th></th><th>MHz</th><th>dBuV/m</th><th>dBuV/m</th><th>dB</th><th>dBuV</th><th>dB/m</th><th>dB</th><th>dB</th><th>cm</th><th>deg</th></tr></thead><tbody><tr><td>1</td><td>2402.00</td><td>103.29</td><td>-----</td><td>-----</td><td>95.42</td><td>31.91</td><td>7.18</td><td>37.22</td><td>6.00</td><td>319</td><td>68 PEAK</td></tr></tbody></table></div>		Limit	Over	Read	Ant	Cable	Preamp	Aux	APos	TPos		Freq	Level	Line	Limit	Level	Factor	Loss	Factor	Factor		Remark		MHz	dBuV/m	dBuV/m	dB	dBuV	dB/m	dB	dB	cm	deg	1	2402.00	103.29	-----	-----	95.42	31.91	7.18	37.22	6.00	319	68 PEAK
		Limit	Over	Read	Ant	Cable	Preamp	Aux	APos	TPos																																																																																		
Freq	Level	Line	Limit	Level	Factor	Loss	Factor	Factor		Remark																																																																																		
	MHz	dBuV/m	dBuV/m	dB	dBuV	dB/m	dB	dB	cm	deg																																																																																		
1	2357.84	49.16	74.00	-24.84	41.52	31.77	7.11	37.24	6.00	319	68 PEAK																																																																																	
	Limit	Over	Read	Ant	Cable	Preamp	Aux	APos	TPos																																																																																			
Freq	Level	Line	Limit	Level	Factor	Loss	Factor	Factor		Remark																																																																																		
	MHz	dBuV/m	dBuV/m	dB	dBuV	dB/m	dB	dB	cm	deg																																																																																		
1	2402.00	103.29	-----	-----	95.42	31.91	7.18	37.22	6.00	319	68 PEAK																																																																																	
Avg	<div><table><thead><tr><th></th><th>Limit</th><th>Over</th><th>Read</th><th>Ant</th><th>Cable</th><th>Preamp</th><th>Aux</th><th>APos</th><th>TPos</th><th></th></tr><tr><th>Freq</th><th>Level</th><th>Line</th><th>Limit</th><th>Level</th><th>Factor</th><th>Loss</th><th>Factor</th><th>Factor</th><th></th><th>Remark</th></tr><tr><th></th><th>MHz</th><th>dBuV/m</th><th>dBuV/m</th><th>dB</th><th>dBuV</th><th>dB/m</th><th>dB</th><th>dB</th><th>cm</th><th>deg</th></tr></thead><tbody><tr><td>1</td><td>2386.44</td><td>38.88</td><td>54.00</td><td>-15.12</td><td>31.09</td><td>31.86</td><td>7.16</td><td>37.23</td><td>6.00</td><td>319</td><td>68 AVERAGE</td></tr></tbody></table></div>		Limit	Over	Read	Ant	Cable	Preamp	Aux	APos	TPos		Freq	Level	Line	Limit	Level	Factor	Loss	Factor	Factor		Remark		MHz	dBuV/m	dBuV/m	dB	dBuV	dB/m	dB	dB	cm	deg	1	2386.44	38.88	54.00	-15.12	31.09	31.86	7.16	37.23	6.00	319	68 AVERAGE	<div><table><thead><tr><th></th><th>Limit</th><th>Over</th><th>Read</th><th>Ant</th><th>Cable</th><th>Preamp</th><th>Aux</th><th>APos</th><th>TPos</th><th></th></tr><tr><th>Freq</th><th>Level</th><th>Line</th><th>Limit</th><th>Level</th><th>Factor</th><th>Loss</th><th>Factor</th><th>Factor</th><th></th><th>Remark</th></tr><tr><th></th><th>MHz</th><th>dBuV/m</th><th>dBuV/m</th><th>dB</th><th>dBuV</th><th>dB/m</th><th>dB</th><th>dB</th><th>cm</th><th>deg</th></tr></thead><tbody><tr><td>1</td><td>2402.00</td><td>100.98</td><td>-----</td><td>-----</td><td>93.11</td><td>31.91</td><td>7.18</td><td>37.22</td><td>6.00</td><td>319</td><td>68 AVERAGE</td></tr></tbody></table></div>		Limit	Over	Read	Ant	Cable	Preamp	Aux	APos	TPos		Freq	Level	Line	Limit	Level	Factor	Loss	Factor	Factor		Remark		MHz	dBuV/m	dBuV/m	dB	dBuV	dB/m	dB	dB	cm	deg	1	2402.00	100.98	-----	-----	93.11	31.91	7.18	37.22	6.00	319	68 AVERAGE
		Limit	Over	Read	Ant	Cable	Preamp	Aux	APos	TPos																																																																																		
Freq	Level	Line	Limit	Level	Factor	Loss	Factor	Factor		Remark																																																																																		
	MHz	dBuV/m	dBuV/m	dB	dBuV	dB/m	dB	dB	cm	deg																																																																																		
1	2386.44	38.88	54.00	-15.12	31.09	31.86	7.16	37.23	6.00	319	68 AVERAGE																																																																																	
	Limit	Over	Read	Ant	Cable	Preamp	Aux	APos	TPos																																																																																			
Freq	Level	Line	Limit	Level	Factor	Loss	Factor	Factor		Remark																																																																																		
	MHz	dBuV/m	dBuV/m	dB	dBuV	dB/m	dB	dB	cm	deg																																																																																		
1	2402.00	100.98	-----	-----	93.11	31.91	7.18	37.22	6.00	319	68 AVERAGE																																																																																	

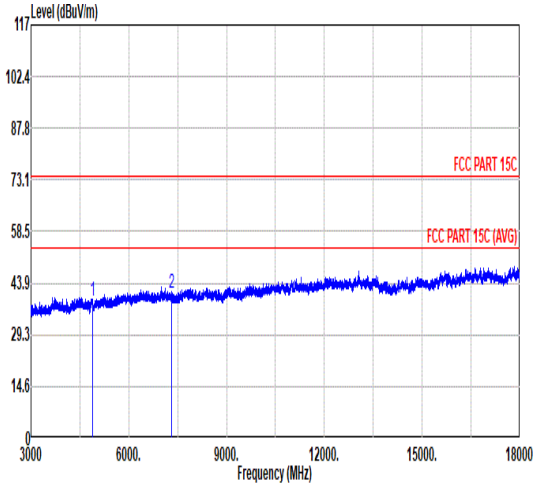
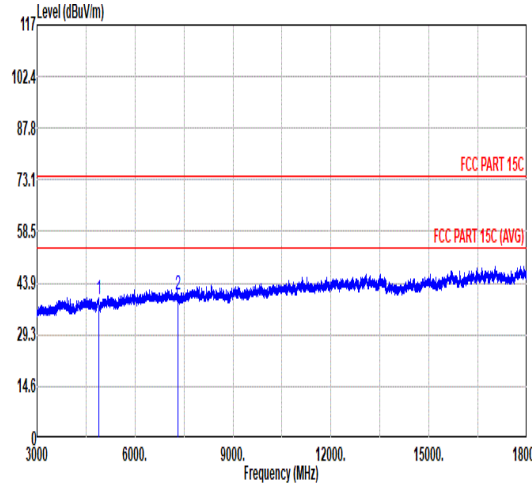


Mode	4																																																																																																			
	Band Edge																																																																																																			
	2400-2483.5_Bluetooth-LE_GSKF_CH00_2402MHz																																																																																																			
ANT	1																																																																																																			
Pol.	Vertical						Fundamental																																																																																													
Peak																																																																																																				
	<table><thead><tr><th></th><th>Limit</th><th>Over</th><th>Read</th><th>Ant</th><th>Cable</th><th>Preamp</th><th>Aux</th><th>APos</th><th>TPos</th><th></th></tr><tr><th>Freq</th><th>Level</th><th>Line</th><th>Limit</th><th>Level</th><th>Factor</th><th>Loss</th><th>Factor</th><th>Factor</th><th></th><th>Remark</th></tr><tr><th></th><th>MHz</th><th>dBuV/m</th><th>dBuV/m</th><th>dB</th><th>dBuV</th><th>dB/m</th><th>dB</th><th>dB</th><th>cm</th><th>deg</th></tr></thead><tbody><tr><td>1</td><td>2381.63</td><td>49.15</td><td>74.00</td><td>-24.85</td><td>41.39</td><td>31.84</td><td>7.15</td><td>37.23</td><td>6.00</td><td>104</td><td>5 PEAK</td></tr></tbody></table>							Limit	Over	Read	Ant	Cable	Preamp	Aux	APos	TPos		Freq	Level	Line	Limit	Level	Factor	Loss	Factor	Factor		Remark		MHz	dBuV/m	dBuV/m	dB	dBuV	dB/m	dB	dB	cm	deg	1	2381.63	49.15	74.00	-24.85	41.39	31.84	7.15	37.23	6.00	104	5 PEAK	<table><thead><tr><th></th><th>Limit</th><th>Over</th><th>Read</th><th>Ant</th><th>Cable</th><th>Preamp</th><th>Aux</th><th>APos</th><th>TPos</th><th></th></tr><tr><th>Freq</th><th>Level</th><th>Line</th><th>Limit</th><th>Level</th><th>Factor</th><th>Loss</th><th>Factor</th><th>Factor</th><th></th><th>Remark</th></tr><tr><th></th><th>MHz</th><th>dBuV/m</th><th>dBuV/m</th><th>dB</th><th>dBuV</th><th>dB/m</th><th>dB</th><th>dB</th><th>cm</th><th>deg</th></tr></thead><tbody><tr><td>1</td><td>2402.00</td><td>100.74</td><td>-----</td><td>-----</td><td>92.87</td><td>31.91</td><td>7.18</td><td>37.22</td><td>6.00</td><td>104</td><td>5 PEAK</td></tr></tbody></table>						Limit	Over	Read	Ant	Cable	Preamp	Aux	APos	TPos		Freq	Level	Line	Limit	Level	Factor	Loss	Factor	Factor		Remark		MHz	dBuV/m	dBuV/m	dB	dBuV	dB/m	dB	dB	cm	deg	1	2402.00	100.74	-----	-----	92.87	31.91	7.18	37.22	6.00	104
	Limit	Over	Read	Ant	Cable	Preamp	Aux	APos	TPos																																																																																											
Freq	Level	Line	Limit	Level	Factor	Loss	Factor	Factor		Remark																																																																																										
	MHz	dBuV/m	dBuV/m	dB	dBuV	dB/m	dB	dB	cm	deg																																																																																										
1	2381.63	49.15	74.00	-24.85	41.39	31.84	7.15	37.23	6.00	104	5 PEAK																																																																																									
	Limit	Over	Read	Ant	Cable	Preamp	Aux	APos	TPos																																																																																											
Freq	Level	Line	Limit	Level	Factor	Loss	Factor	Factor		Remark																																																																																										
	MHz	dBuV/m	dBuV/m	dB	dBuV	dB/m	dB	dB	cm	deg																																																																																										
1	2402.00	100.74	-----	-----	92.87	31.91	7.18	37.22	6.00	104	5 PEAK																																																																																									
Avg																																																																																																				
	<table><thead><tr><th></th><th>Limit</th><th>Over</th><th>Read</th><th>Ant</th><th>Cable</th><th>Preamp</th><th>Aux</th><th>APos</th><th>TPos</th><th></th></tr><tr><th>Freq</th><th>Level</th><th>Line</th><th>Limit</th><th>Level</th><th>Factor</th><th>Loss</th><th>Factor</th><th>Factor</th><th></th><th>Remark</th></tr><tr><th></th><th>MHz</th><th>dBuV/m</th><th>dBuV/m</th><th>dB</th><th>dBuV</th><th>dB/m</th><th>dB</th><th>dB</th><th>cm</th><th>deg</th></tr></thead><tbody><tr><td>1</td><td>2375.91</td><td>39.14</td><td>54.00</td><td>-14.86</td><td>31.40</td><td>31.83</td><td>7.14</td><td>37.23</td><td>6.00</td><td>104</td><td>5 AVERAGE</td></tr></tbody></table>							Limit	Over	Read	Ant	Cable	Preamp	Aux	APos	TPos		Freq	Level	Line	Limit	Level	Factor	Loss	Factor	Factor		Remark		MHz	dBuV/m	dBuV/m	dB	dBuV	dB/m	dB	dB	cm	deg	1	2375.91	39.14	54.00	-14.86	31.40	31.83	7.14	37.23	6.00	104	5 AVERAGE	<table><thead><tr><th></th><th>Limit</th><th>Over</th><th>Read</th><th>Ant</th><th>Cable</th><th>Preamp</th><th>Aux</th><th>APos</th><th>TPos</th><th></th></tr><tr><th>Freq</th><th>Level</th><th>Line</th><th>Limit</th><th>Level</th><th>Factor</th><th>Loss</th><th>Factor</th><th>Factor</th><th></th><th>Remark</th></tr><tr><th></th><th>MHz</th><th>dBuV/m</th><th>dBuV/m</th><th>dB</th><th>dBuV</th><th>dB/m</th><th>dB</th><th>dB</th><th>cm</th><th>deg</th></tr></thead><tbody><tr><td>1</td><td>2402.00</td><td>98.47</td><td>-----</td><td>-----</td><td>90.60</td><td>31.91</td><td>7.18</td><td>37.22</td><td>6.00</td><td>104</td><td>5 AVERAGE</td></tr></tbody></table>						Limit	Over	Read	Ant	Cable	Preamp	Aux	APos	TPos		Freq	Level	Line	Limit	Level	Factor	Loss	Factor	Factor		Remark		MHz	dBuV/m	dBuV/m	dB	dBuV	dB/m	dB	dB	cm	deg	1	2402.00	98.47	-----	-----	90.60	31.91	7.18	37.22	6.00	104
	Limit	Over	Read	Ant	Cable	Preamp	Aux	APos	TPos																																																																																											
Freq	Level	Line	Limit	Level	Factor	Loss	Factor	Factor		Remark																																																																																										
	MHz	dBuV/m	dBuV/m	dB	dBuV	dB/m	dB	dB	cm	deg																																																																																										
1	2375.91	39.14	54.00	-14.86	31.40	31.83	7.14	37.23	6.00	104	5 AVERAGE																																																																																									
	Limit	Over	Read	Ant	Cable	Preamp	Aux	APos	TPos																																																																																											
Freq	Level	Line	Limit	Level	Factor	Loss	Factor	Factor		Remark																																																																																										
	MHz	dBuV/m	dBuV/m	dB	dBuV	dB/m	dB	dB	cm	deg																																																																																										
1	2402.00	98.47	-----	-----	90.60	31.91	7.18	37.22	6.00	104	5 AVERAGE																																																																																									

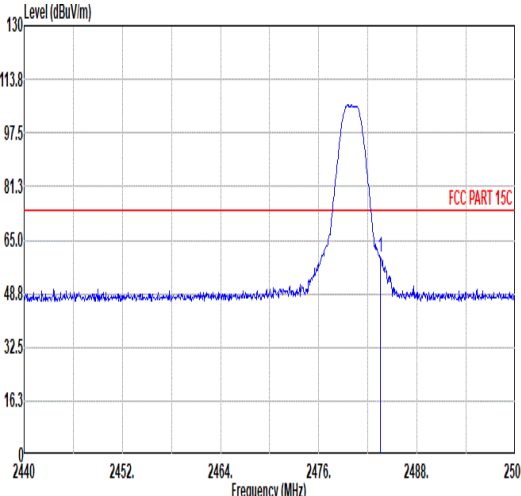
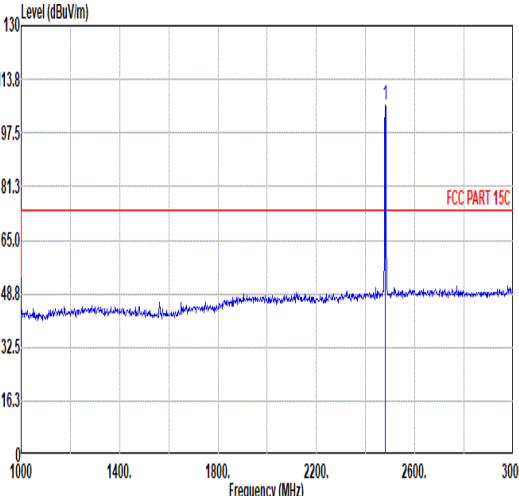
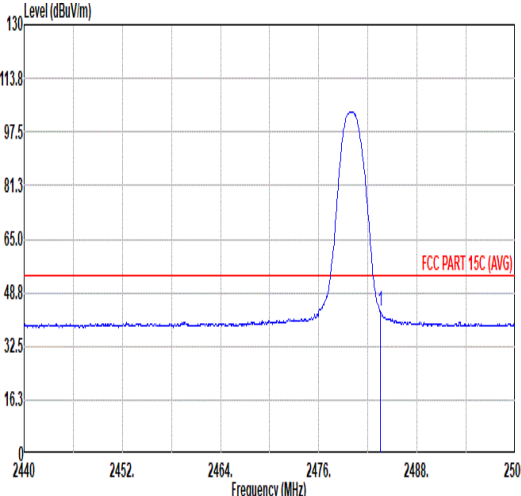
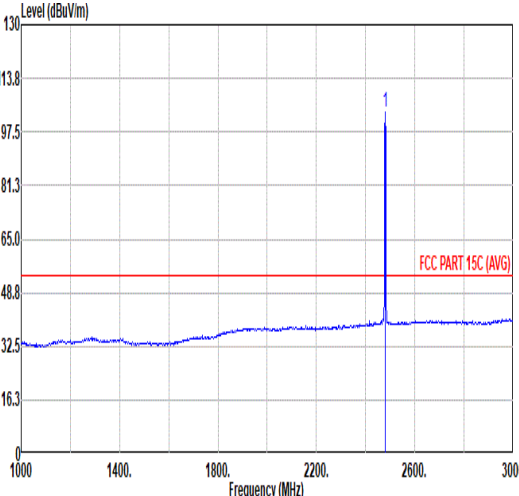


Mode	4																																																																																																									
	Harmonic																																																																																																									
	2400-2483.5_Bluetooth-LE_GSKF_CH00_2402MHz																																																																																																									
ANT	1																																																																																																									
Pol.	Horizontal						Vertical																																																																																																			
Peak  Avg																																																																																																										
	<table><tr><th></th><th>Limit</th><th>Over</th><th>Read</th><th>Ant</th><th>Cable</th><th>Preamp</th><th>Aux</th><th>APos</th><th>TPos</th><th></th></tr><tr><th>Freq</th><th>Level</th><th>Line</th><th>Limit</th><th>Level</th><th>Factor</th><th>Loss</th><th>Factor</th><th>Factor</th><th></th><th>Remark</th></tr><tr><th></th><th>MHz</th><th>dBuV/m</th><th>dBuV/m</th><th>dB</th><th>dBuV</th><th>dB/m</th><th>dB</th><th>dB</th><th>dB</th><th>cm</th><th>deg</th></tr><tr><td>1</td><td>4804.00</td><td>39.71</td><td>74.00</td><td>-34.29</td><td>61.53</td><td>33.90</td><td>10.27</td><td>65.99</td><td>0.00</td><td>---</td><td>---</td><td>PEAK</td></tr></table>							Limit	Over	Read	Ant	Cable	Preamp	Aux	APos	TPos		Freq	Level	Line	Limit	Level	Factor	Loss	Factor	Factor		Remark		MHz	dBuV/m	dBuV/m	dB	dBuV	dB/m	dB	dB	dB	cm	deg	1	4804.00	39.71	74.00	-34.29	61.53	33.90	10.27	65.99	0.00	---	---	PEAK	<table><tr><th></th><th>Limit</th><th>Over</th><th>Read</th><th>Ant</th><th>Cable</th><th>Preamp</th><th>Aux</th><th>APos</th><th>TPos</th><th></th></tr><tr><th>Freq</th><th>Level</th><th>Line</th><th>Limit</th><th>Level</th><th>Factor</th><th>Loss</th><th>Factor</th><th>Factor</th><th></th><th>Remark</th></tr><tr><th></th><th>MHz</th><th>dBuV/m</th><th>dBuV/m</th><th>dB</th><th>dBuV</th><th>dB/m</th><th>dB</th><th>dB</th><th>dB</th><th>cm</th><th>deg</th></tr><tr><td>1</td><td>4804.00</td><td>39.08</td><td>74.00</td><td>-34.92</td><td>60.90</td><td>33.90</td><td>10.27</td><td>65.99</td><td>0.00</td><td>---</td><td>---</td><td>PEAK</td></tr></table>							Limit	Over	Read	Ant	Cable	Preamp	Aux	APos	TPos		Freq	Level	Line	Limit	Level	Factor	Loss	Factor	Factor		Remark		MHz	dBuV/m	dBuV/m	dB	dBuV	dB/m	dB	dB	dB	cm	deg	1	4804.00	39.08	74.00	-34.92	60.90	33.90	10.27	65.99	0.00	---	---	PEAK
		Limit	Over	Read	Ant	Cable	Preamp	Aux	APos	TPos																																																																																																
Freq	Level	Line	Limit	Level	Factor	Loss	Factor	Factor		Remark																																																																																																
	MHz	dBuV/m	dBuV/m	dB	dBuV	dB/m	dB	dB	dB	cm	deg																																																																																															
1	4804.00	39.71	74.00	-34.29	61.53	33.90	10.27	65.99	0.00	---	---	PEAK																																																																																														
	Limit	Over	Read	Ant	Cable	Preamp	Aux	APos	TPos																																																																																																	
Freq	Level	Line	Limit	Level	Factor	Loss	Factor	Factor		Remark																																																																																																
	MHz	dBuV/m	dBuV/m	dB	dBuV	dB/m	dB	dB	dB	cm	deg																																																																																															
1	4804.00	39.08	74.00	-34.92	60.90	33.90	10.27	65.99	0.00	---	---	PEAK																																																																																														



Mode	5																																																																																																																																	
	Harmonic																																																																																																																																	
	2400-2483.5_Bluetooth-LE_GSKF_CH19_2440MHz																																																																																																																																	
ANT	1																																																																																																																																	
Pol.	Horizontal						Vertical																																																																																																																											
Peak  Avg																																																																																																																																		
	<table><tr><th colspan="2"></th><th>Limit</th><th>Over</th><th>Read</th><th>Ant</th><th>Cable</th><th>Preamp</th><th>Aux</th><th>APos</th><th>TPos</th><th rowspan="2">Remark</th></tr><tr><th>Freq</th><th>Level</th><th>Line</th><th>Limit</th><th>Level</th><th>Factor</th><th>Loss</th><th>Factor</th><th>Factor</th><th></th><th></th></tr><tr><th>MHz</th><th>dBuV/m</th><th>dBuV/m</th><th>dB</th><th>dBuV</th><th>dB/m</th><th>dB</th><th>dB</th><th>dB</th><th>cm</th><th>deg</th><th></th></tr><tr><td>1</td><td>4880.00</td><td>38.66</td><td>74.00</td><td>-35.34</td><td>60.43</td><td>33.90</td><td>10.35</td><td>66.02</td><td>0.00</td><td>---</td><td>--- PEAK</td></tr><tr><td>2</td><td>7320.00</td><td>41.21</td><td>74.00</td><td>-32.79</td><td>60.40</td><td>35.58</td><td>12.79</td><td>67.56</td><td>0.00</td><td>---</td><td>--- PEAK</td></tr></table>								Limit	Over	Read	Ant	Cable	Preamp	Aux	APos	TPos	Remark	Freq	Level	Line	Limit	Level	Factor	Loss	Factor	Factor			MHz	dBuV/m	dBuV/m	dB	dBuV	dB/m	dB	dB	dB	cm	deg		1	4880.00	38.66	74.00	-35.34	60.43	33.90	10.35	66.02	0.00	---	--- PEAK	2	7320.00	41.21	74.00	-32.79	60.40	35.58	12.79	67.56	0.00	---	--- PEAK	<table><tr><th colspan="2"></th><th>Limit</th><th>Over</th><th>Read</th><th>Ant</th><th>Cable</th><th>Preamp</th><th>Aux</th><th>APos</th><th>TPos</th><th rowspan="2">Remark</th></tr><tr><th>Freq</th><th>Level</th><th>Line</th><th>Limit</th><th>Level</th><th>Factor</th><th>Loss</th><th>Factor</th><th>Factor</th><th></th><th></th></tr><tr><th>MHz</th><th>dBuV/m</th><th>dBuV/m</th><th>dB</th><th>dBuV</th><th>dB/m</th><th>dB</th><th>dB</th><th>dB</th><th>cm</th><th>deg</th><th></th></tr><tr><td>1</td><td>4880.00</td><td>39.16</td><td>74.00</td><td>-34.84</td><td>60.93</td><td>33.90</td><td>10.35</td><td>66.02</td><td>0.00</td><td>---</td><td>--- PEAK</td></tr><tr><td>2</td><td>7320.00</td><td>40.65</td><td>74.00</td><td>-33.35</td><td>59.84</td><td>35.58</td><td>12.79</td><td>67.56</td><td>0.00</td><td>---</td><td>--- PEAK</td></tr></table>								Limit	Over	Read	Ant	Cable	Preamp	Aux	APos	TPos	Remark	Freq	Level	Line	Limit	Level	Factor	Loss	Factor	Factor			MHz	dBuV/m	dBuV/m	dB	dBuV	dB/m	dB	dB	dB	cm	deg		1	4880.00	39.16	74.00	-34.84	60.93	33.90	10.35	66.02	0.00	---	--- PEAK	2	7320.00	40.65	74.00	-33.35	59.84	35.58	12.79	67.56	0.00	---	--- PEAK
			Limit	Over	Read	Ant	Cable	Preamp	Aux	APos	TPos	Remark																																																																																																																						
Freq	Level	Line	Limit	Level	Factor	Loss	Factor	Factor																																																																																																																										
MHz	dBuV/m	dBuV/m	dB	dBuV	dB/m	dB	dB	dB	cm	deg																																																																																																																								
1	4880.00	38.66	74.00	-35.34	60.43	33.90	10.35	66.02	0.00	---	--- PEAK																																																																																																																							
2	7320.00	41.21	74.00	-32.79	60.40	35.58	12.79	67.56	0.00	---	--- PEAK																																																																																																																							
		Limit	Over	Read	Ant	Cable	Preamp	Aux	APos	TPos	Remark																																																																																																																							
Freq	Level	Line	Limit	Level	Factor	Loss	Factor	Factor																																																																																																																										
MHz	dBuV/m	dBuV/m	dB	dBuV	dB/m	dB	dB	dB	cm	deg																																																																																																																								
1	4880.00	39.16	74.00	-34.84	60.93	33.90	10.35	66.02	0.00	---	--- PEAK																																																																																																																							
2	7320.00	40.65	74.00	-33.35	59.84	35.58	12.79	67.56	0.00	---	--- PEAK																																																																																																																							

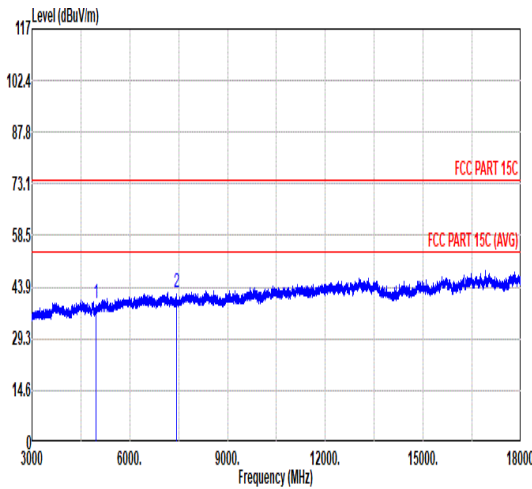
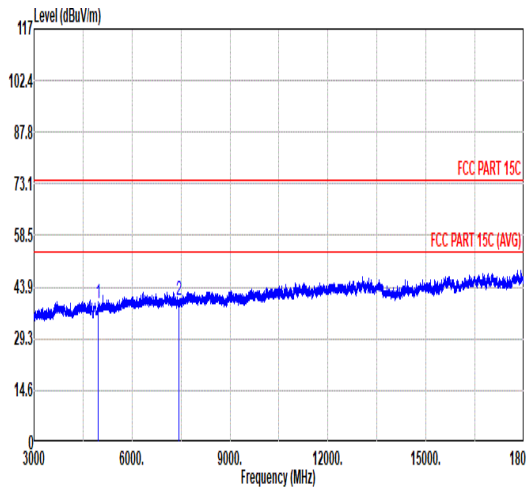


Mode	6																																																																																																				
	Band Edge																																																																																																				
	2400-2483.5_Bluetooth-LE_GSKF_CH39_2480MHz																																																																																																				
ANT	1																																																																																																				
Pol.	Horizontal						Fundamental																																																																																														
Peak																																																																																																					
	<table><thead><tr><th></th><th>Limit</th><th>Over</th><th>Read</th><th>Ant</th><th>Cable</th><th>Preamp</th><th>Aux</th><th>APos</th><th>TPos</th><th></th></tr><tr><th>Freq</th><th>Level</th><th>Line</th><th>Limit</th><th>Level</th><th>Factor</th><th>Loss</th><th>Factor</th><th>Factor</th><th></th><th>Remark</th></tr><tr><th></th><th>MHz</th><th>dBuV/m</th><th>dBuV/m</th><th>dB</th><th>dBuV</th><th>dB/m</th><th>dB</th><th>dB</th><th>cm</th><th>deg</th></tr></thead><tbody><tr><td>1</td><td>2483.50</td><td>59.99</td><td>74.00</td><td>-14.01</td><td>51.71</td><td>32.15</td><td>7.33</td><td>37.20</td><td>6.00</td><td>311</td><td>61 PEAK</td></tr></tbody></table>							Limit	Over	Read	Ant	Cable	Preamp	Aux	APos	TPos		Freq	Level	Line	Limit	Level	Factor	Loss	Factor	Factor		Remark		MHz	dBuV/m	dBuV/m	dB	dBuV	dB/m	dB	dB	cm	deg	1	2483.50	59.99	74.00	-14.01	51.71	32.15	7.33	37.20	6.00	311	61 PEAK	<table><thead><tr><th></th><th>Limit</th><th>Over</th><th>Read</th><th>Ant</th><th>Cable</th><th>Preamp</th><th>Aux</th><th>APos</th><th>TPos</th><th></th></tr><tr><th>Freq</th><th>Level</th><th>Line</th><th>Limit</th><th>Level</th><th>Factor</th><th>Loss</th><th>Factor</th><th>Factor</th><th></th><th>Remark</th></tr><tr><th></th><th>MHz</th><th>dBuV/m</th><th>dBuV/m</th><th>dB</th><th>dBuV</th><th>dB/m</th><th>dB</th><th>dB</th><th>cm</th><th>deg</th></tr></thead><tbody><tr><td>1</td><td>2480.00</td><td>105.96</td><td>-----</td><td>-----</td><td>97.70</td><td>32.14</td><td>7.32</td><td>37.20</td><td>6.00</td><td>311</td><td>61 PEAK</td></tr></tbody></table>							Limit	Over	Read	Ant	Cable	Preamp	Aux	APos	TPos		Freq	Level	Line	Limit	Level	Factor	Loss	Factor	Factor		Remark		MHz	dBuV/m	dBuV/m	dB	dBuV	dB/m	dB	dB	cm	deg	1	2480.00	105.96	-----	-----	97.70	32.14	7.32	37.20	6.00	311
	Limit	Over	Read	Ant	Cable	Preamp	Aux	APos	TPos																																																																																												
Freq	Level	Line	Limit	Level	Factor	Loss	Factor	Factor		Remark																																																																																											
	MHz	dBuV/m	dBuV/m	dB	dBuV	dB/m	dB	dB	cm	deg																																																																																											
1	2483.50	59.99	74.00	-14.01	51.71	32.15	7.33	37.20	6.00	311	61 PEAK																																																																																										
	Limit	Over	Read	Ant	Cable	Preamp	Aux	APos	TPos																																																																																												
Freq	Level	Line	Limit	Level	Factor	Loss	Factor	Factor		Remark																																																																																											
	MHz	dBuV/m	dBuV/m	dB	dBuV	dB/m	dB	dB	cm	deg																																																																																											
1	2480.00	105.96	-----	-----	97.70	32.14	7.32	37.20	6.00	311	61 PEAK																																																																																										
Avg																																																																																																					
	<table><thead><tr><th></th><th>Limit</th><th>Over</th><th>Read</th><th>Ant</th><th>Cable</th><th>Preamp</th><th>Aux</th><th>APos</th><th>TPos</th><th></th></tr><tr><th>Freq</th><th>Level</th><th>Line</th><th>Limit</th><th>Level</th><th>Factor</th><th>Loss</th><th>Factor</th><th>Factor</th><th></th><th>Remark</th></tr><tr><th></th><th>MHz</th><th>dBuV/m</th><th>dBuV/m</th><th>dB</th><th>dBuV</th><th>dB/m</th><th>dB</th><th>dB</th><th>cm</th><th>deg</th></tr></thead><tbody><tr><td>1</td><td>2483.50</td><td>43.00</td><td>54.00</td><td>-10.92</td><td>34.00</td><td>32.15</td><td>7.33</td><td>37.20</td><td>6.00</td><td>311</td><td>61 AVERAGE</td></tr></tbody></table>							Limit	Over	Read	Ant	Cable	Preamp	Aux	APos	TPos		Freq	Level	Line	Limit	Level	Factor	Loss	Factor	Factor		Remark		MHz	dBuV/m	dBuV/m	dB	dBuV	dB/m	dB	dB	cm	deg	1	2483.50	43.00	54.00	-10.92	34.00	32.15	7.33	37.20	6.00	311	61 AVERAGE	<table><thead><tr><th></th><th>Limit</th><th>Over</th><th>Read</th><th>Ant</th><th>Cable</th><th>Preamp</th><th>Aux</th><th>APos</th><th>TPos</th><th></th></tr><tr><th>Freq</th><th>Level</th><th>Line</th><th>Limit</th><th>Level</th><th>Factor</th><th>Loss</th><th>Factor</th><th>Factor</th><th></th><th>Remark</th></tr><tr><th></th><th>MHz</th><th>dBuV/m</th><th>dBuV/m</th><th>dB</th><th>dBuV</th><th>dB/m</th><th>dB</th><th>dB</th><th>cm</th><th>deg</th></tr></thead><tbody><tr><td>1</td><td>2480.00</td><td>103.70</td><td>-----</td><td>-----</td><td>95.44</td><td>32.14</td><td>7.32</td><td>37.20</td><td>6.00</td><td>311</td><td>61 AVERAGE</td></tr></tbody></table>							Limit	Over	Read	Ant	Cable	Preamp	Aux	APos	TPos		Freq	Level	Line	Limit	Level	Factor	Loss	Factor	Factor		Remark		MHz	dBuV/m	dBuV/m	dB	dBuV	dB/m	dB	dB	cm	deg	1	2480.00	103.70	-----	-----	95.44	32.14	7.32	37.20	6.00	311
	Limit	Over	Read	Ant	Cable	Preamp	Aux	APos	TPos																																																																																												
Freq	Level	Line	Limit	Level	Factor	Loss	Factor	Factor		Remark																																																																																											
	MHz	dBuV/m	dBuV/m	dB	dBuV	dB/m	dB	dB	cm	deg																																																																																											
1	2483.50	43.00	54.00	-10.92	34.00	32.15	7.33	37.20	6.00	311	61 AVERAGE																																																																																										
	Limit	Over	Read	Ant	Cable	Preamp	Aux	APos	TPos																																																																																												
Freq	Level	Line	Limit	Level	Factor	Loss	Factor	Factor		Remark																																																																																											
	MHz	dBuV/m	dBuV/m	dB	dBuV	dB/m	dB	dB	cm	deg																																																																																											
1	2480.00	103.70	-----	-----	95.44	32.14	7.32	37.20	6.00	311	61 AVERAGE																																																																																										



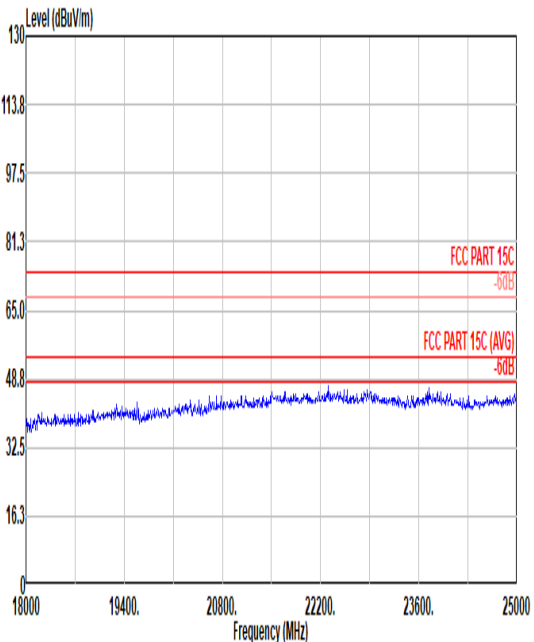
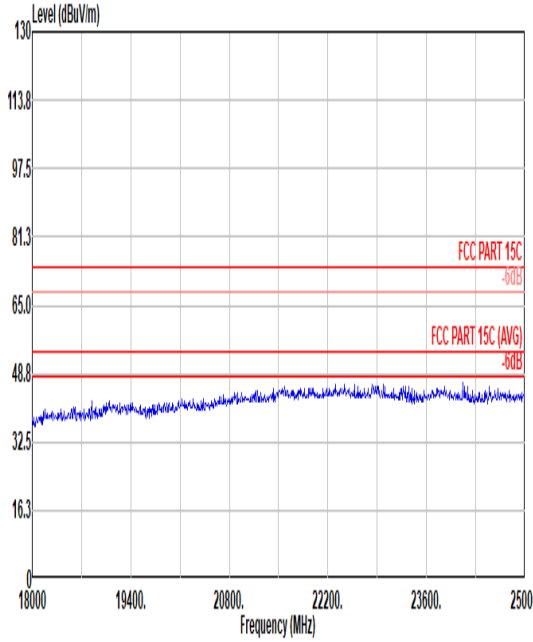
Mode	6																																																																																																				
	Band Edge																																																																																																				
	2400-2483.5_Bluetooth-LE_GSKF_CH39_2480MHz																																																																																																				
ANT	1																																																																																																				
Pol.	Vertical						Fundamental																																																																																														
Peak																																																																																																					
	<table><tr><th></th><th>Limit</th><th>Over</th><th>Read</th><th>Ant</th><th>Cable</th><th>Preamp</th><th>Aux</th><th>APos</th><th>TPos</th><th></th></tr><tr><th>Freq</th><th>Level</th><th>Line</th><th>Limit</th><th>Level</th><th>Factor</th><th>Loss</th><th>Factor</th><th>Factor</th><th></th><th>Remark</th></tr><tr><th></th><th>MHz</th><th>dBuV/m</th><th>dBuV/m</th><th>dB</th><th>dBuV</th><th>dB/m</th><th>dB</th><th>dB</th><th>cm</th><th>deg</th></tr><tr><td>1</td><td>2483.50</td><td>57.58</td><td>74.00</td><td>-16.42</td><td>49.30</td><td>32.15</td><td>7.33</td><td>37.20</td><td>6.00</td><td>100</td><td>3 PEAK</td></tr></table>							Limit	Over	Read	Ant	Cable	Preamp	Aux	APos	TPos		Freq	Level	Line	Limit	Level	Factor	Loss	Factor	Factor		Remark		MHz	dBuV/m	dBuV/m	dB	dBuV	dB/m	dB	dB	cm	deg	1	2483.50	57.58	74.00	-16.42	49.30	32.15	7.33	37.20	6.00	100	3 PEAK	<table><tr><th></th><th>Limit</th><th>Over</th><th>Read</th><th>Ant</th><th>Cable</th><th>Preamp</th><th>Aux</th><th>APos</th><th>TPos</th><th></th></tr><tr><th>Freq</th><th>Level</th><th>Line</th><th>Limit</th><th>Level</th><th>Factor</th><th>Loss</th><th>Factor</th><th>Factor</th><th></th><th>Remark</th></tr><tr><th></th><th>MHz</th><th>dBuV/m</th><th>dBuV/m</th><th>dB</th><th>dBuV</th><th>dB/m</th><th>dB</th><th>dB</th><th>cm</th><th>deg</th></tr><tr><td>1</td><td>2480.00</td><td>103.30</td><td>-----</td><td>-----</td><td>95.04</td><td>32.14</td><td>7.32</td><td>37.20</td><td>6.00</td><td>100</td><td>3 PEAK</td></tr></table>						Limit	Over	Read	Ant	Cable	Preamp	Aux	APos	TPos		Freq	Level	Line	Limit	Level	Factor	Loss	Factor	Factor		Remark		MHz	dBuV/m	dBuV/m	dB	dBuV	dB/m	dB	dB	cm	deg	1	2480.00	103.30	-----	-----	95.04	32.14	7.32	37.20	6.00	100	3 PEAK
		Limit	Over	Read	Ant	Cable	Preamp	Aux	APos	TPos																																																																																											
Freq	Level	Line	Limit	Level	Factor	Loss	Factor	Factor		Remark																																																																																											
	MHz	dBuV/m	dBuV/m	dB	dBuV	dB/m	dB	dB	cm	deg																																																																																											
1	2483.50	57.58	74.00	-16.42	49.30	32.15	7.33	37.20	6.00	100	3 PEAK																																																																																										
	Limit	Over	Read	Ant	Cable	Preamp	Aux	APos	TPos																																																																																												
Freq	Level	Line	Limit	Level	Factor	Loss	Factor	Factor		Remark																																																																																											
	MHz	dBuV/m	dBuV/m	dB	dBuV	dB/m	dB	dB	cm	deg																																																																																											
1	2480.00	103.30	-----	-----	95.04	32.14	7.32	37.20	6.00	100	3 PEAK																																																																																										
Avg																																																																																																					
	<table><tr><th></th><th>Limit</th><th>Over</th><th>Read</th><th>Ant</th><th>Cable</th><th>Preamp</th><th>Aux</th><th>APos</th><th>TPos</th><th></th></tr><tr><th>Freq</th><th>Level</th><th>Line</th><th>Limit</th><th>Level</th><th>Factor</th><th>Loss</th><th>Factor</th><th>Factor</th><th></th><th>Remark</th></tr><tr><th></th><th>MHz</th><th>dBuV/m</th><th>dBuV/m</th><th>dB</th><th>dBuV</th><th>dB/m</th><th>dB</th><th>dB</th><th>cm</th><th>deg</th></tr><tr><td>1</td><td>2483.50</td><td>41.74</td><td>54.00</td><td>-12.26</td><td>33.46</td><td>32.15</td><td>7.33</td><td>37.20</td><td>6.00</td><td>100</td><td>3 AVERAGE</td></tr></table>							Limit	Over	Read	Ant	Cable	Preamp	Aux	APos	TPos		Freq	Level	Line	Limit	Level	Factor	Loss	Factor	Factor		Remark		MHz	dBuV/m	dBuV/m	dB	dBuV	dB/m	dB	dB	cm	deg	1	2483.50	41.74	54.00	-12.26	33.46	32.15	7.33	37.20	6.00	100	3 AVERAGE	<table><tr><th></th><th>Limit</th><th>Over</th><th>Read</th><th>Ant</th><th>Cable</th><th>Preamp</th><th>Aux</th><th>APos</th><th>TPos</th><th></th></tr><tr><th>Freq</th><th>Level</th><th>Line</th><th>Limit</th><th>Level</th><th>Factor</th><th>Loss</th><th>Factor</th><th>Factor</th><th></th><th>Remark</th></tr><tr><th></th><th>MHz</th><th>dBuV/m</th><th>dBuV/m</th><th>dB</th><th>dBuV</th><th>dB/m</th><th>dB</th><th>dB</th><th>cm</th><th>deg</th></tr><tr><td>1</td><td>2480.00</td><td>101.02</td><td>-----</td><td>-----</td><td>92.76</td><td>32.14</td><td>7.32</td><td>37.20</td><td>6.00</td><td>100</td><td>3 AVERAGE</td></tr></table>						Limit	Over	Read	Ant	Cable	Preamp	Aux	APos	TPos		Freq	Level	Line	Limit	Level	Factor	Loss	Factor	Factor		Remark		MHz	dBuV/m	dBuV/m	dB	dBuV	dB/m	dB	dB	cm	deg	1	2480.00	101.02	-----	-----	92.76	32.14	7.32	37.20	6.00	100	3 AVERAGE
		Limit	Over	Read	Ant	Cable	Preamp	Aux	APos	TPos																																																																																											
Freq	Level	Line	Limit	Level	Factor	Loss	Factor	Factor		Remark																																																																																											
	MHz	dBuV/m	dBuV/m	dB	dBuV	dB/m	dB	dB	cm	deg																																																																																											
1	2483.50	41.74	54.00	-12.26	33.46	32.15	7.33	37.20	6.00	100	3 AVERAGE																																																																																										
	Limit	Over	Read	Ant	Cable	Preamp	Aux	APos	TPos																																																																																												
Freq	Level	Line	Limit	Level	Factor	Loss	Factor	Factor		Remark																																																																																											
	MHz	dBuV/m	dBuV/m	dB	dBuV	dB/m	dB	dB	cm	deg																																																																																											
1	2480.00	101.02	-----	-----	92.76	32.14	7.32	37.20	6.00	100	3 AVERAGE																																																																																										



Mode	6																																																																																																																																	
	Harmonic																																																																																																																																	
	2400-2483.5_Bluetooth-LE_GSKF_CH39_2480MHz																																																																																																																																	
ANT	1																																																																																																																																	
Pol.	Horizontal						Vertical																																																																																																																											
Peak  Avg																																																																																																																																		
	<table><tr><th></th><th>Limit</th><th>Over</th><th>Read</th><th>Ant</th><th>Cable</th><th>Preamp</th><th>Aux</th><th>APos</th><th>TPos</th><th></th></tr><tr><th>Freq</th><th>Level</th><th>Line</th><th>Limit</th><th>Level</th><th>Factor</th><th>Loss</th><th>Factor</th><th>Factor</th><th></th><th>Remark</th></tr><tr><th>MHz</th><th>dBuV/m</th><th>dBuV/m</th><th>dB</th><th>dBuV</th><th>dB/m</th><th>dB</th><th>dB</th><th>dB</th><th>cm</th><th>deg</th></tr><tr><td>1</td><td>4960.00</td><td>39.40</td><td>74.00</td><td>-34.60</td><td>61.10</td><td>33.90</td><td>10.44</td><td>66.04</td><td>0.00</td><td>---</td><td>---</td><td>PEAK</td></tr><tr><td>2</td><td>7440.00</td><td>42.25</td><td>74.00</td><td>-31.75</td><td>61.43</td><td>35.54</td><td>12.93</td><td>67.65</td><td>0.00</td><td>---</td><td>---</td><td>PEAK</td></tr></table>							Limit	Over	Read	Ant	Cable	Preamp	Aux	APos	TPos		Freq	Level	Line	Limit	Level	Factor	Loss	Factor	Factor		Remark	MHz	dBuV/m	dBuV/m	dB	dBuV	dB/m	dB	dB	dB	cm	deg	1	4960.00	39.40	74.00	-34.60	61.10	33.90	10.44	66.04	0.00	---	---	PEAK	2	7440.00	42.25	74.00	-31.75	61.43	35.54	12.93	67.65	0.00	---	---	PEAK	<table><tr><th></th><th>Limit</th><th>Over</th><th>Read</th><th>Ant</th><th>Cable</th><th>Preamp</th><th>Aux</th><th>APos</th><th>TPos</th><th></th></tr><tr><th>Freq</th><th>Level</th><th>Line</th><th>Limit</th><th>Level</th><th>Factor</th><th>Loss</th><th>Factor</th><th>Factor</th><th></th><th>Remark</th></tr><tr><th>MHz</th><th>dBuV/m</th><th>dBuV/m</th><th>dB</th><th>dBuV</th><th>dB/m</th><th>dB</th><th>dB</th><th>dB</th><th>cm</th><th>deg</th></tr><tr><td>1</td><td>4960.00</td><td>39.50</td><td>74.00</td><td>-34.50</td><td>61.20</td><td>33.90</td><td>10.44</td><td>66.04</td><td>0.00</td><td>---</td><td>---</td><td>PEAK</td></tr><tr><td>2</td><td>7440.00</td><td>40.34</td><td>74.00</td><td>-33.66</td><td>59.52</td><td>35.54</td><td>12.93</td><td>67.65</td><td>0.00</td><td>---</td><td>---</td><td>PEAK</td></tr></table>							Limit	Over	Read	Ant	Cable	Preamp	Aux	APos	TPos		Freq	Level	Line	Limit	Level	Factor	Loss	Factor	Factor		Remark	MHz	dBuV/m	dBuV/m	dB	dBuV	dB/m	dB	dB	dB	cm	deg	1	4960.00	39.50	74.00	-34.50	61.20	33.90	10.44	66.04	0.00	---	---	PEAK	2	7440.00	40.34	74.00	-33.66	59.52	35.54	12.93	67.65	0.00	---	---	PEAK
		Limit	Over	Read	Ant	Cable	Preamp	Aux	APos	TPos																																																																																																																								
Freq	Level	Line	Limit	Level	Factor	Loss	Factor	Factor		Remark																																																																																																																								
MHz	dBuV/m	dBuV/m	dB	dBuV	dB/m	dB	dB	dB	cm	deg																																																																																																																								
1	4960.00	39.40	74.00	-34.60	61.10	33.90	10.44	66.04	0.00	---	---	PEAK																																																																																																																						
2	7440.00	42.25	74.00	-31.75	61.43	35.54	12.93	67.65	0.00	---	---	PEAK																																																																																																																						
	Limit	Over	Read	Ant	Cable	Preamp	Aux	APos	TPos																																																																																																																									
Freq	Level	Line	Limit	Level	Factor	Loss	Factor	Factor		Remark																																																																																																																								
MHz	dBuV/m	dBuV/m	dB	dBuV	dB/m	dB	dB	dB	cm	deg																																																																																																																								
1	4960.00	39.50	74.00	-34.50	61.20	33.90	10.44	66.04	0.00	---	---	PEAK																																																																																																																						
2	7440.00	40.34	74.00	-33.66	59.52	35.54	12.93	67.65	0.00	---	---	PEAK																																																																																																																						





Mode	6	
	18-25G	
	2400-2483.5_Bluetooth-LE_GSKF_CH39_2480MHz	
ANT	1	
Pol.	Horizontal	Vertical
Peak Avg	 <p>Horizontal Peak Avg plot showing Level (dBuV/m) vs Frequency (MHz). The plot includes a blue line representing the measured signal and two red lines representing the FCC Part 15C limits. The measured signal is below the limits.</p>	 <p>Vertical Peak Avg plot showing Level (dBuV/m) vs Frequency (MHz). The plot includes a blue line representing the measured signal and two red lines representing the FCC Part 15C limits. The measured signal is below the limits.</p>

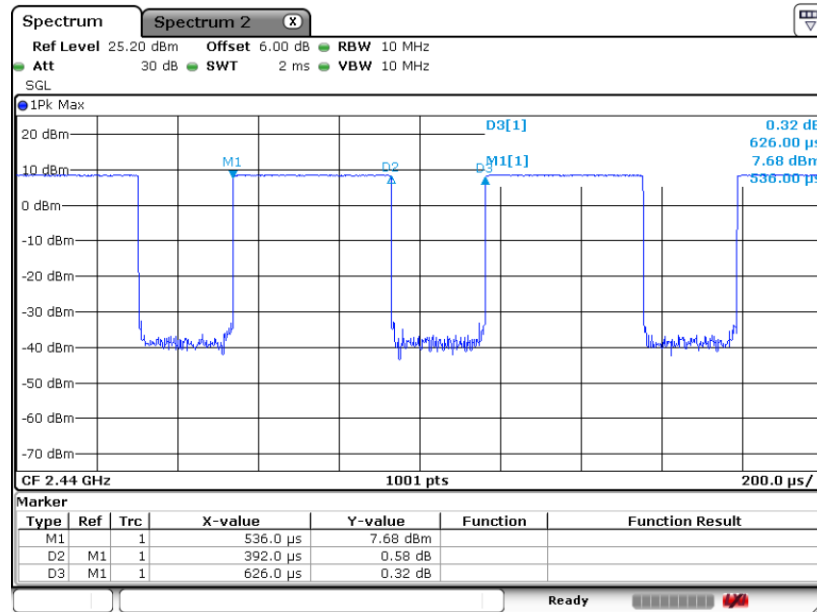


Mode	6																																																																																																	
	LF																																																																																																	
	2400-2483.5_Bluetooth-LE_GSKF_CH39_2480MHz																																																																																																	
ANT	1																																																																																																	
Pol.	Horizontal					Vertical																																																																																												
Peak																																																																																																		
	<table><tr><th>Freq</th><th>Level</th><th>Limit</th><th>Over</th><th>Read</th><th>Ant</th><th>Cable</th><th>Preamp</th><th>APos</th><th>TPos</th><th>Remark</th></tr><tr><th>MHz</th><th>dBuV/m</th><th>dBuV/m</th><th>dB</th><th>dBuV</th><th>dB/m</th><th>dB</th><th>dB</th><th>cm</th><th>deg</th><th></th></tr><tr><td>1</td><td>30.00</td><td>21.17</td><td>40.00</td><td>-18.83</td><td>27.41</td><td>25.14</td><td>0.83</td><td>32.21</td><td>---</td><td>Peak</td></tr><tr><td>2</td><td>126.76</td><td>14.57</td><td>43.50</td><td>-28.93</td><td>27.38</td><td>17.54</td><td>1.71</td><td>32.06</td><td>---</td><td>Peak</td></tr><tr><td>3</td><td>262.80</td><td>18.46</td><td>46.00</td><td>-27.54</td><td>28.40</td><td>19.53</td><td>2.48</td><td>31.95</td><td>---</td><td>Peak</td></tr><tr><td>4</td><td>444.68</td><td>22.11</td><td>46.00</td><td>-23.89</td><td>28.45</td><td>22.74</td><td>3.22</td><td>32.30</td><td>---</td><td>Peak</td></tr><tr><td>5</td><td>755.32</td><td>27.75</td><td>46.00</td><td>-18.25</td><td>27.26</td><td>28.04</td><td>4.19</td><td>31.74</td><td>---</td><td>Peak</td></tr><tr><td>6</td><td>947.62</td><td>30.78</td><td>46.00</td><td>-15.22</td><td>26.60</td><td>30.27</td><td>4.68</td><td>30.77</td><td>---</td><td>Peak</td></tr></table>										Freq	Level	Limit	Over	Read	Ant	Cable	Preamp	APos	TPos	Remark	MHz	dBuV/m	dBuV/m	dB	dBuV	dB/m	dB	dB	cm	deg		1	30.00	21.17	40.00	-18.83	27.41	25.14	0.83	32.21	---	Peak	2	126.76	14.57	43.50	-28.93	27.38	17.54	1.71	32.06	---	Peak	3	262.80	18.46	46.00	-27.54	28.40	19.53	2.48	31.95	---	Peak	4	444.68	22.11	46.00	-23.89	28.45	22.74	3.22	32.30	---	Peak	5	755.32	27.75	46.00	-18.25	27.26	28.04	4.19	31.74	---	Peak	6	947.62	30.78	46.00	-15.22	26.60	30.27	4.68	30.77	---	Peak
	Freq	Level	Limit	Over	Read	Ant	Cable	Preamp	APos	TPos	Remark																																																																																							
MHz	dBuV/m	dBuV/m	dB	dBuV	dB/m	dB	dB	cm	deg																																																																																									
1	30.00	21.17	40.00	-18.83	27.41	25.14	0.83	32.21	---	Peak																																																																																								
2	126.76	14.57	43.50	-28.93	27.38	17.54	1.71	32.06	---	Peak																																																																																								
3	262.80	18.46	46.00	-27.54	28.40	19.53	2.48	31.95	---	Peak																																																																																								
4	444.68	22.11	46.00	-23.89	28.45	22.74	3.22	32.30	---	Peak																																																																																								
5	755.32	27.75	46.00	-18.25	27.26	28.04	4.19	31.74	---	Peak																																																																																								
6	947.62	30.78	46.00	-15.22	26.60	30.27	4.68	30.77	---	Peak																																																																																								
Peak																																																																																																		
	<table><tr><th>Freq</th><th>Level</th><th>Limit</th><th>Over</th><th>Read</th><th>Ant</th><th>Cable</th><th>Preamp</th><th>APos</th><th>TPos</th><th>Remark</th></tr><tr><th>MHz</th><th>dBuV/m</th><th>dBuV/m</th><th>dB</th><th>dBuV</th><th>dB/m</th><th>dB</th><th>dB</th><th>cm</th><th>deg</th><th></th></tr><tr><td>1</td><td>30.73</td><td>20.01</td><td>40.00</td><td>-19.99</td><td>26.59</td><td>24.79</td><td>0.84</td><td>32.21</td><td>---</td><td>Peak</td></tr><tr><td>2</td><td>96.69</td><td>14.86</td><td>43.50</td><td>-28.64</td><td>29.89</td><td>15.49</td><td>1.51</td><td>32.03</td><td>---</td><td>Peak</td></tr><tr><td>3</td><td>286.32</td><td>17.17</td><td>46.00</td><td>-28.83</td><td>27.83</td><td>18.92</td><td>2.59</td><td>32.17</td><td>---</td><td>Peak</td></tr><tr><td>4</td><td>511.12</td><td>23.03</td><td>46.00</td><td>-22.97</td><td>28.00</td><td>23.76</td><td>3.44</td><td>32.17</td><td>---</td><td>Peak</td></tr><tr><td>5</td><td>756.29</td><td>27.31</td><td>46.00</td><td>-18.69</td><td>26.83</td><td>28.03</td><td>4.19</td><td>31.74</td><td>---</td><td>Peak</td></tr><tr><td>6</td><td>966.54</td><td>31.08</td><td>54.00</td><td>-22.92</td><td>26.10</td><td>30.78</td><td>4.72</td><td>30.52</td><td>---</td><td>Peak</td></tr></table>										Freq	Level	Limit	Over	Read	Ant	Cable	Preamp	APos	TPos	Remark	MHz	dBuV/m	dBuV/m	dB	dBuV	dB/m	dB	dB	cm	deg		1	30.73	20.01	40.00	-19.99	26.59	24.79	0.84	32.21	---	Peak	2	96.69	14.86	43.50	-28.64	29.89	15.49	1.51	32.03	---	Peak	3	286.32	17.17	46.00	-28.83	27.83	18.92	2.59	32.17	---	Peak	4	511.12	23.03	46.00	-22.97	28.00	23.76	3.44	32.17	---	Peak	5	756.29	27.31	46.00	-18.69	26.83	28.03	4.19	31.74	---	Peak	6	966.54	31.08	54.00	-22.92	26.10	30.78	4.72	30.52	---	Peak
	Freq	Level	Limit	Over	Read	Ant	Cable	Preamp	APos	TPos	Remark																																																																																							
MHz	dBuV/m	dBuV/m	dB	dBuV	dB/m	dB	dB	cm	deg																																																																																									
1	30.73	20.01	40.00	-19.99	26.59	24.79	0.84	32.21	---	Peak																																																																																								
2	96.69	14.86	43.50	-28.64	29.89	15.49	1.51	32.03	---	Peak																																																																																								
3	286.32	17.17	46.00	-28.83	27.83	18.92	2.59	32.17	---	Peak																																																																																								
4	511.12	23.03	46.00	-22.97	28.00	23.76	3.44	32.17	---	Peak																																																																																								
5	756.29	27.31	46.00	-18.69	26.83	28.03	4.19	31.74	---	Peak																																																																																								
6	966.54	31.08	54.00	-22.92	26.10	30.78	4.72	30.52	---	Peak																																																																																								

## Appendix D. Duty Cycle Plots

Band	Duty Cycle(%)	T(ms)	1/T(kHz)	VBW Setting
Bluetooth –LE (1Mbps)	62.62	0.392	2.551	2.7kHz
Bluetooth –LE (2Mbps)	32.91	0.206	4.854	5.1kHz

### Bluetooth – LE (1Mbps)



### Bluetooth – LE (2Mbps)

