Mode	102	
	LF	
	U-NII-3_5.725-5.85_802.11n HT20_CH165_5825MHz	
ANT	CDD 0+1	
Pol.	Horizontal	Vertical
QP/Peak	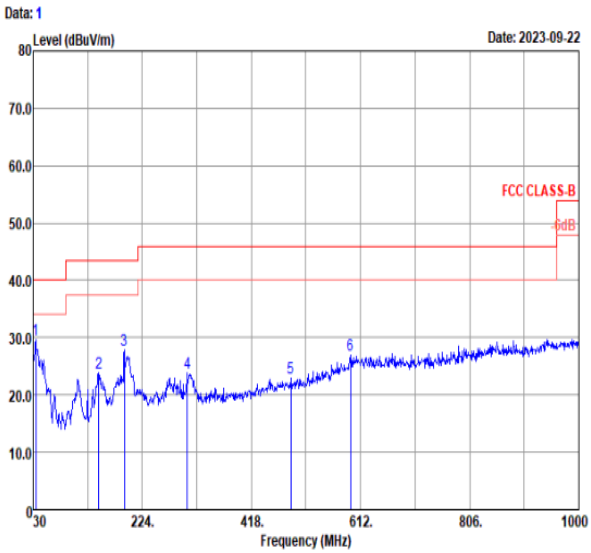	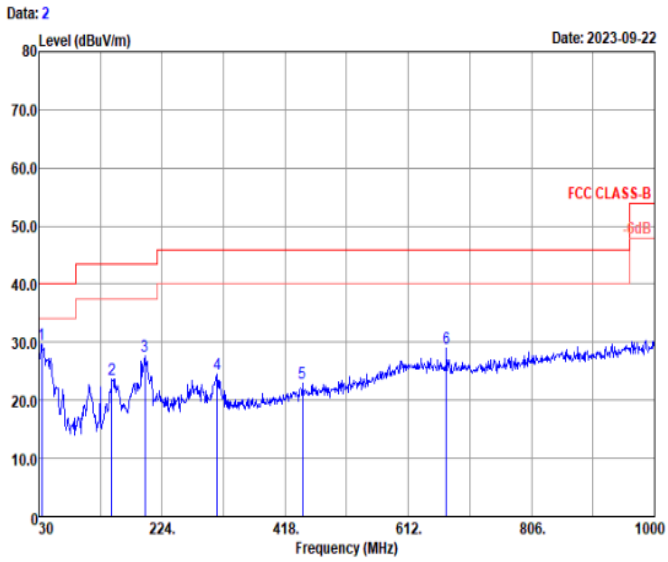

	Freq	Level	Over Limit	Limit Line	ReadAntenna Level	Factor	Cable Loss	Preamp Factor	A/Pos	T/Pos	Remark
	MHz	dBuV/m	dB	dBuV/m	dBuV	dB/m	dB	dB	cm	deg	
1	34.85	29.57	-10.43	40.00	44.40	18.68	1.29	34.80	---	---	Peak
2	146.40	23.83	-19.67	43.50	37.56	18.67	2.31	34.71	---	---	Peak
3	191.99	27.75	-15.75	43.50	43.34	16.46	2.65	34.70	---	---	Peak
4	304.51	23.77	-22.23	46.00	35.91	19.23	3.23	34.60	---	---	Peak
5	487.84	22.87	-23.13	46.00	30.76	23.21	3.40	34.50	---	---	Peak
6	594.54	26.93	-19.07	46.00	32.07	25.87	3.58	34.59	---	---	Peak

	Freq	Level	Over Limit	Limit Line	ReadAntenna Level	Factor	Cable Loss	Preamp Factor	A/Pos	T/Pos	Remark
	MHz	dBuV/m	dB	dBuV/m	dBuV	dB/m	dB	dB	cm	deg	
1	34.85	29.69	-10.31	40.00	44.52	18.68	1.29	34.80	---	---	Peak
2	145.43	23.70	-19.80	43.50	37.52	18.59	2.30	34.71	---	---	Peak
3	196.84	27.72	-15.78	43.50	43.54	16.17	2.71	34.70	---	---	Peak
4	311.30	24.43	-21.57	46.00	36.40	19.37	3.26	34.60	---	---	Peak
5	445.16	22.89	-23.11	46.00	31.32	22.62	3.45	34.50	---	---	Peak
6	672.14	28.93	-17.07	46.00	33.06	26.63	3.70	34.46	---	---	Peak

<Co-location>

11n HT40_Ch38+BLE CH_39

11n HT40_Ch38 (Band Edge @ 3m)

	Note	Frequency	Level	Margin	Limit	Read	Antenna	Cable	Preamp	Ant	Table	Peak	Pol.
					Line	Level	Factor	Loss	Factor	Pos	Pos	Avg.	
		(MHz)	(dBμV/m)	(dB)	(dBμV/m)	(dBμV)	(dB/m)	(dB)	(dB)	(cm)	(deg)	(P/A)	(H/V)
11n HT40_Ch38+ BLE CH_39 Co-location		5146.64	52.51	-21.49	74	42.91	34.54	7.91	32.85	100	95	P	H
		5146.9	43.62	-10.38	54	34.02	34.54	7.91	32.85	100	95	A	H
	*	5190	102.89	-	-	93.33	34.52	7.93	32.89	100	95	P	H
	*	5190	96.72	-	-	87.16	34.52	7.93	32.89	100	95	A	H
		5350.24	47.32	-26.68	74	37.67	34.46	8.38	33.19	100	95	P	H
		5393.08	38.17	-15.83	54	28.48	34.44	8.48	33.23	100	95	A	H
		5149.5	50.28	-23.72	74	40.68	34.54	7.91	32.85	100	358	P	V
		5149.99	43.99	-10.01	54	34.39	34.54	7.91	32.85	100	358	A	V
	*	5190	98.84	-	-	89.28	34.52	7.93	32.89	100	358	P	V
	*	5190	92.71	-	-	83.15	34.52	7.93	32.89	100	358	A	V
		5437.6	47.78	-26.22	74	38.25	34.42	8.43	33.32	100	358	P	V
		5391.68	38.09	-15.91	54	28.4	34.44	8.48	33.23	100	358	A	V
Remark	1. No other spurious found. 2. All results are PASS against Peak and Average limit line.												

BLE CH_39 (Band Edge @ 3m)

	Note	Frequency	Level	Margin	Limit	Read	Antenna	Cable	Preamp	Ant	Table	Peak	Pol.
					Line	Level	Factor	Loss	Factor	Pos	Pos	Avg.	
		(MHz)	(dBμV/m)	(dB)	(dBμV/m)	(dBμV)	(dB/m)	(dB)	(dB)	(cm)	(deg)	(P/A)	(H/V)
11n HT40_Ch38+ BLE CH_39 Co-location	*	2480	96.92	-	-	93.17	32.45	4.92	33.62	100	325	P	H
	*	2480	93.74	-	-	89.99	32.45	4.92	33.62	100	325	P	H
		2490.2	51.25	-22.75	74	47.46	32.47	4.92	33.6	100	325	A	H
		2490.36	43.08	-10.92	54	39.29	32.47	4.92	33.6	100	325	P	H
	*	2480	95.95	-	-	92.2	32.45	4.92	33.62	100	67	P	V
	*	2480	94.51	-	-	90.76	32.45	4.92	33.62	100	67	P	V
		2483.72	50.82	-23.18	74	47.06	32.46	4.92	33.62	100	67	A	V
		2494.24	44.82	-9.18	54	41.01	32.49	4.92	33.6	100	67	P	V
Remark	3. No other spurious found. 4. All results are PASS against Peak and Average limit line.												

11n HT40_Ch38+11g_Ch01

11n HT40_Ch38 (Band Edge @ 3m)

	Note	Frequency	Level	Margin	Limit	Read	Antenna	Cable	Preamp	Ant	Table	Peak	Pol.
					Line	Level	Factor	Loss	Factor	Pos	Pos	Avg.	
		(MHz)	(dBμV/m)	(dB)	(dBμV/m)	(dBμV)	(dB/m)	(dB)	(dB)	(cm)	(deg)	(P/A)	(H/V)
11n HT40_Ch38+11g_Ch01 Co-location		5147.68	52.9	-21.1	74	43.3	34.54	7.91	32.85	100	95	P	H
		5147.42	43.37	-10.63	54	33.77	34.54	7.91	32.85	100	95	A	H
	*	5190	102.81	-	-	93.25	34.52	7.93	32.89	100	95	P	H
	*	5190	96.72	-	-	87.16	34.52	7.93	32.89	100	95	A	H
		5400.08	47.48	-26.52	74	37.79	34.44	8.48	33.23	100	95	P	H
		5392.52	38.38	-15.62	54	28.69	34.44	8.48	33.23	100	95	A	H
		5140.92	50.35	-23.65	74	40.71	34.54	7.91	32.81	100	360	P	V
		5149.99	43.85	-10.15	54	34.25	34.54	7.91	32.85	100	360	A	V
	*	5190	98.98	-	-	89.42	34.52	7.93	32.89	100	360	P	V
	*	5190	92.72	-	-	83.16	34.52	7.93	32.89	100	360	A	V
		5379.64	47.44	-26.56	74	37.84	34.45	8.38	33.23	100	360	P	V
		5388.04	38.31	-15.69	54	28.62	34.44	8.48	33.23	100	360	A	V
Remark	1. No other spurious found. 2. All results are PASS against Peak and Average limit line.												

11g_Ch01 (Band Edge @ 3m)

	Note	Frequency	Level	Margin	Limit	Read	Antenna	Cable	Preamp	Ant	Table	Peak	Pol.
					Line	Level	Factor	Loss	Factor	Pos	Pos	Avg.	
		(MHz)	(dBμV/m)	(dB)	(dBμV/m)	(dBμV)	(dB/m)	(dB)	(dB)	(cm)	(deg)	(P/A)	(H/V)
11n HT40_Ch38+ 11g_Ch01 Co-location		2389.905	58.16	-15.84	74	54.8	32.21	4.81	33.66	369	201	P	H
		2390	44.17	-9.83	54	40.81	32.21	4.81	33.66	369	201	A	H
	*	2412	103.33	-	-	99.9	32.27	4.81	33.65	369	201	P	H
	*	2412	95.48	-	-	92.05	32.27	4.81	33.65	369	201	A	H
		2389.905	57.94	-16.06	74	54.58	32.21	4.81	33.66	185	214	P	V
		2389.17	45.46	-8.54	54	42.1	32.21	4.81	33.66	185	214	A	V
	*	2412	104.2	-	-	100.77	32.27	4.81	33.65	185	214	P	V
	*	2412	96.36	-	-	92.93	32.27	4.81	33.65	185	214	A	V
Remark	3. No other spurious found. 4. All results are PASS against Peak and Average limit line.												

Harmonic (Harmonic @ 3m)

11n HT40_Ch38+BLE CH_39

	Note	Frequency	Level	Margin	Limit	Read	Antenna	Cable	Preamp	Ant	Table	Peak	Pol.
					Line	Level	Factor	Loss	Factor	Pos	Pos	Avg.	
		(MHz)	(dBµV/m)	(dB)	(dBµV/m)	(dBµV)	(dB/m)	(dB)	(dB)	(cm)	(deg)	(P/A)	(H/V)
11n HT40_Ch38+ BLE CH_39 Co-location		4960	46.17	-27.83	74	55.77	34.62	7.81	52.03	-	-	P	H
		7440	42.59	-31.41	74	48.51	36.54	9.19	51.65	-	-	P	H
		10380	46.34	-21.96	68.3	57.19	37.36	10.76	58.97	-	-	P	H
		15570	48.18	-25.82	74	55.47	38.96	12.72	58.97	-	-	P	H
		4960	46.46	-27.54	74	56.06	34.62	7.81	52.03	-	-	P	V
		7440	42.42	-31.58	74	48.34	36.54	9.19	51.65	-	-	P	V
		10380	46.32	-21.98	68.3	57.17	37.36	10.76	58.97	-	-	P	V
		15570	48.11	-25.89	74	55.4	38.96	12.72	58.97	-	-	P	V
Remark	1. No other spurious found. 2. All results are PASS against Peak and Average limit line.												

11n HT40_Ch38+11g_Ch01

	Note	Frequency	Level	Margin	Limit	Read	Antenna	Cable	Preamp	Ant	Table	Peak	Pol.
					Line	Level	Factor	Loss	Factor	Pos	Pos	Avg.	
		(MHz)	(dBµV/m)	(dB)	(dBµV/m)	(dBµV)	(dB/m)	(dB)	(dB)	(cm)	(deg)	(P/A)	(H/V)
11n HT40_Ch38+ 11g_Ch01 Co-location		4824	47.22	-26.78	74	56.65	34.67	7.75	51.85	-	-	P	H
		10380	47.14	-21.16	68.3	57.99	37.36	10.76	58.97	-	-	P	H
		15570	47.28	-26.72	74	54.57	38.96	12.72	58.97	-	-	P	H
		4824	47.05	-26.95	74	56.48	34.67	7.75	51.85	-	-	P	V
		10380	46.61	-21.69	68.3	57.46	37.36	10.76	58.97	-	-	P	V
		15570	47.49	-26.51	74	54.78	38.96	12.72	58.97	-	-	P	V
Remark	3. No other spurious found. 4. All results are PASS against Peak and Average limit line.												

Emission below 1GHz

11n HT40_Ch38+11g CH_01 Co-location (LF)

WIFI	Note	Frequency	Level	Margin	Limit	Read	Antenna	Path	Preamp	Ant	Table	Peak	Pol.
Ant. 1+2		(MHz)	(dBμV/m)	(dB)	Line (dBμV/m)	Level (dBμV)	Factor (dB/m)	Loss (dB)	Factor (dB)	Pos (cm)	Pos (deg)	Avg. (P/A)	(H/V)
11n HT40_Ch38+11g CH_01 Co-location LF		30	24.43	-15.57	40	30.36	25.34	0.53	31.8	-	-	P	H
		146.4	23.89	-19.61	43.5	36.79	17.21	1.24	31.35	-	-	P	H
		207.51	26.28	-17.22	43.5	41	15.12	1.46	31.3	-	-	P	H
		344.28	26.65	-19.35	46	35.43	20.56	1.96	31.3	-	-	P	H
		729.37	29.4	-16.6	46	30.79	27.27	2.81	31.47	-	-	P	H
		939.86	32.89	-13.11	46	31.15	30.04	3.22	31.52	-	-	P	H
		30	24.24	-15.76	40	30.17	25.34	0.53	31.8	-	-	P	V
		143.49	21.59	-21.91	43.5	34.3	17.42	1.23	31.36	-	-	P	V
		208.48	22.1	-21.4	43.5	36.79	15.14	1.47	31.3	-	-	P	V
		599.39	28.33	-17.67	46	30.76	26.21	2.56	31.2	-	-	P	V
		806	30.45	-15.55	46	30.51	28.4	2.95	31.41	-	-	P	V
		981.57	32.53	-21.47	54	30.1	30.59	3.28	31.44	-	-	P	V
Remark	1. No other spurious found. 2. All results are PASS against limit line.												

1.

Note symbol

*	**Fundamental Frequency** which can be ignored. However, the level of any unwanted emissions shall not exceed the level of the fundamental frequency.
!	Test result is **over limit** line.
P/A	**P**eak or **A**verage
H/V	**H**orizontal or **V**ertical

Co-location

11n HT40_Ch38+BLE CH_39

11n HT40_Ch38 (Band Edge @ 3m)

	Band Edge @ 3m	
	11n HT40_Ch38+BLE CH_39 Co-location	
	Horizontal	Fundamental
Peak	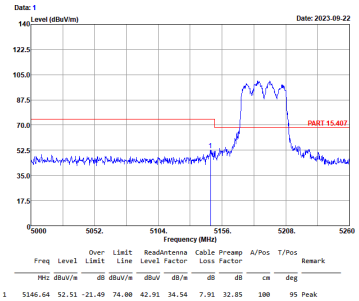	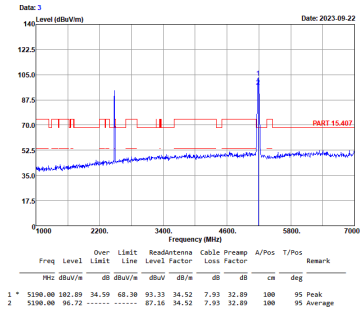
Avg.	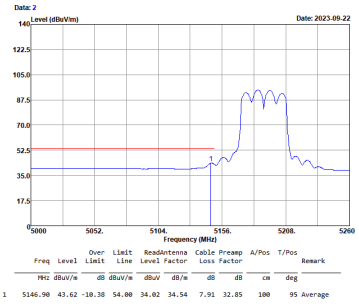	NA

	Band Edge @ 3m	
	11n HT40_Ch38+BLE CH_39 Co-location	
	Horizontal	Fundamental
Peak	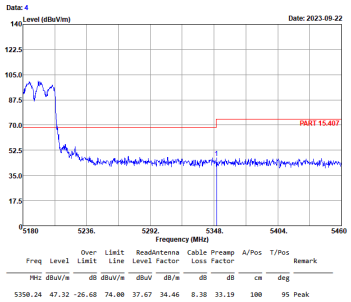	NA
Avg.	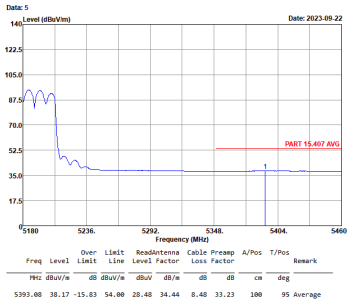	NA

	Band Edge @ 3m	
	11n HT40_Ch38+BLE CH_39 Co-location	
	Vertical	Fundamental
Peak	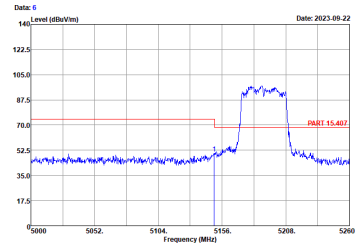 Freq Level Over Limit Limit Line ReadAntenna Level Factor Cable Loss Preamp Factor A/Pos T/Pos Remark MHz dBuV/m dB dBuV/m dBuV dB/m dB dB cm deg 1 5149.50 50.28 -23.72 74.00 40.68 34.54 7.91 32.85 100 358 Peak	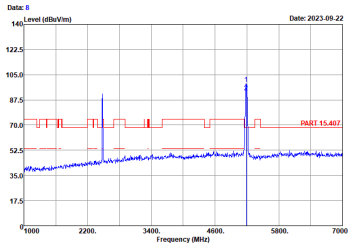 Freq Level Over Limit Limit Line ReadAntenna Level Factor Cable Loss Preamp Factor A/Pos T/Pos Remark MHz dBuV/m dB dBuV/m dBuV dB/m dB dB cm deg 1 * 5190.00 98.84 30.54 68.30 89.28 34.52 7.93 32.89 100 358 Peak 2 5190.00 92.71 ------ ------ 83.15 34.52 7.93 32.89 100 358 Average
Avg.	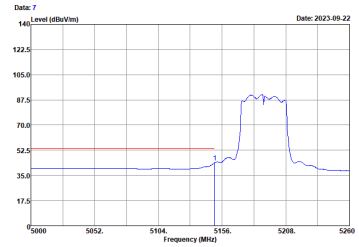 Freq Level Over Limit Limit Line ReadAntenna Level Factor Cable Loss Preamp Factor A/Pos T/Pos Remark MHz dBuV/m dB dBuV/m dBuV dB/m dB dB cm deg 1 5149.99 43.99 -10.01 54.00 34.39 34.54 7.91 32.85 100 358 Average	NA

	Band Edge @ 3m	
	11n HT40_Ch38+BLE CH_39 Co-location	
	Vertical	Fundamental
Peak	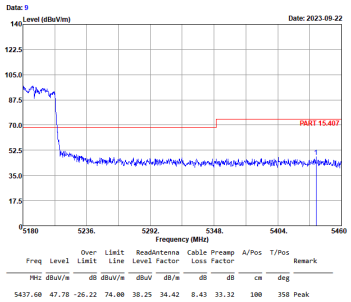	NA
Avg.	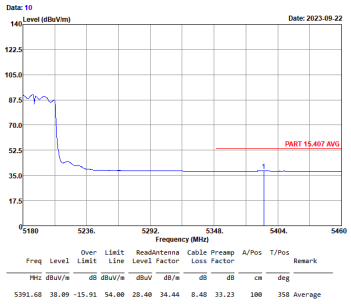	NA

BLE CH_39 (Band Edge @ 3m)

	Band Edge @ 3m	
	11n HT40_Ch38+BLE CH_39 Co-location	
	Horizontal	Fundamental
Peak	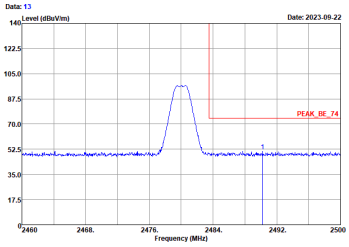 Freq Level Over Limit Limit Line ReadAntenna Level Factor Cable Loss Preamp Factor A/Pos T/Pos Remark MHz dBuV/m dB dBuV/m dBuV dB/m dB dB cm deg 1 2490.20 51.25 -22.75 74.00 47.46 32.47 4.92 33.60 100 325 Peak	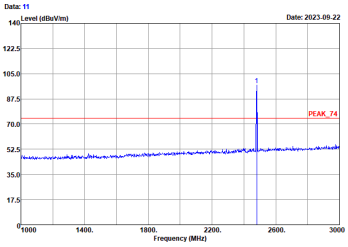 Freq Level Over Limit Limit Line ReadAntenna Level Factor Cable Loss Preamp Factor A/Pos T/Pos Remark MHz dBuV/m dB dBuV/m dBuV dB/m dB dB cm deg 1 * 2480.00 96.92 22.92 74.00 93.17 32.45 4.92 33.62 100 325 Peak
Avg.	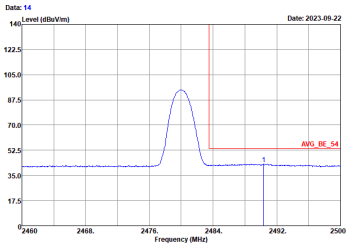 Freq Level Over Limit Limit Line ReadAntenna Level Factor Cable Loss Preamp Factor A/Pos T/Pos Remark MHz dBuV/m dB dBuV/m dBuV dB/m dB dB cm deg 1 2490.36 43.08 -10.92 54.00 39.29 32.47 4.92 33.60 100 325 Average	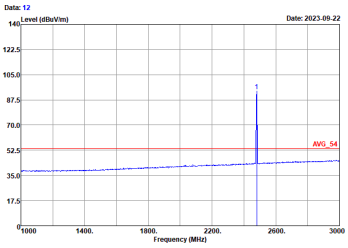 Freq Level Over Limit Limit Line ReadAntenna Level Factor Cable Loss Preamp Factor A/Pos T/Pos Remark MHz dBuV/m dB dBuV/m dBuV dB/m dB dB cm deg 1 * 2480.00 93.74 39.74 54.00 89.99 32.45 4.92 33.62 100 325 Average

	Band Edge @ 3m	
	11n HT40_Ch38+BLE CH_39 Co-location	
	Vertical	Fundamental
Peak	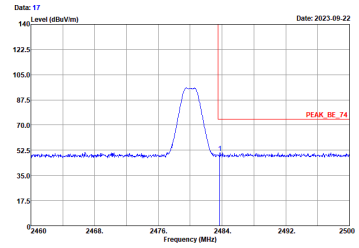 Freq Level Over Limit Limit Line ReadAntenna Level Factor Cable Loss Preamp Factor A/Pos T/Pos Remark MHz dBuV/m dB dBuV/m dBuV dB/m dB dB cm deg 1 2483.72 50.82 -23.18 74.00 47.06 32.46 4.92 33.62 100 67 Peak	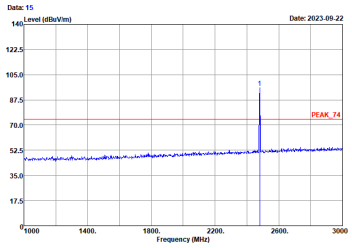 Freq Level Over Limit Limit Line ReadAntenna Level Factor Cable Loss Preamp Factor A/Pos T/Pos Remark MHz dBuV/m dB dBuV/m dBuV dB/m dB dB cm deg 1 * 2480.00 95.95 21.95 74.00 92.20 32.45 4.92 33.62 100 67 Peak
Avg.	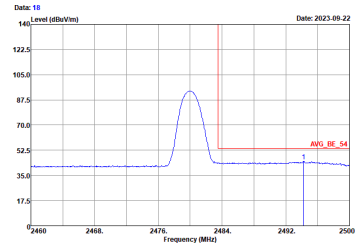 Freq Level Over Limit Limit Line ReadAntenna Level Factor Cable Loss Preamp Factor A/Pos T/Pos Remark MHz dBuV/m dB dBuV/m dBuV dB/m dB dB cm deg 1 2494.24 44.82 -9.18 54.00 41.01 32.49 4.92 33.60 100 67 Average	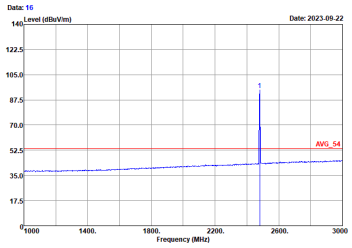 Freq Level Over Limit Limit Line ReadAntenna Level Factor Cable Loss Preamp Factor A/Pos T/Pos Remark MHz dBuV/m dB dBuV/m dBuV dB/m dB dB cm deg 1 * 2480.00 94.51 40.51 54.00 90.76 32.45 4.92 33.62 100 67 Average

11n HT40_Ch38+11g_Ch01

11n HT40_Ch38 (Band Edge @ 3m)

	Band Edge @ 3m	
	11n HT40_Ch38+11g CH_01 Co-location	
	Horizontal	Fundamental
Peak	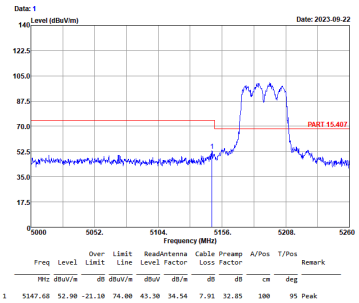	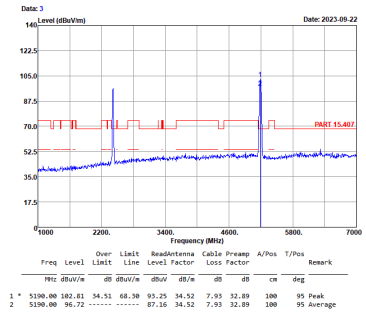
Avg.	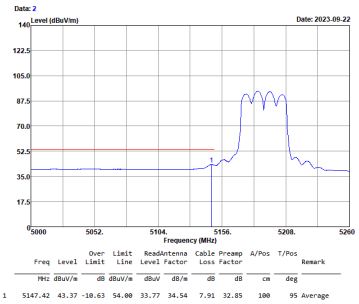	NA

	Band Edge @ 3m	
	11n HT40_Ch38+11g CH_01 Co-location	
	Horizontal	Fundamental
Peak	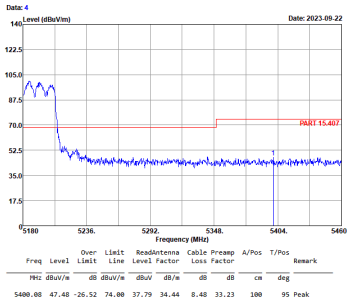	NA
Avg.	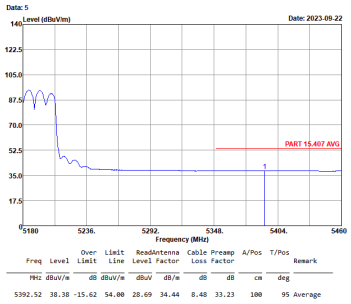	NA

	Band Edge @ 3m	
	11n HT40_Ch38+11g CH_01 Co-location	
	Vertical	Fundamental
Peak	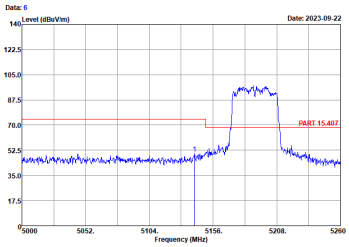 Freq Level Over Limit Limit Line ReadAntenna Level Factor Cable Loss Preamp Factor A/Pos T/Pos Remark MHz dBuV/m dB dBuV/m dBuV dB/m dB dB cm deg 1 5140.92 50.35 -23.65 74.00 40.71 34.54 7.91 32.81 100 360 Peak	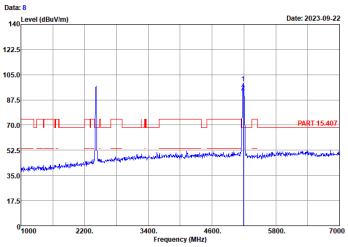 Freq Level Over Limit Limit Line ReadAntenna Level Factor Cable Loss Preamp Factor A/Pos T/Pos Remark MHz dBuV/m dB dBuV/m dBuV dB/m dB dB cm deg 1 * 5190.00 98.98 30.68 68.30 89.42 34.52 7.93 32.89 100 360 Peak 2 5190.00 92.72 ------ ------ 83.16 34.52 7.93 32.89 100 360 Average
Avg.	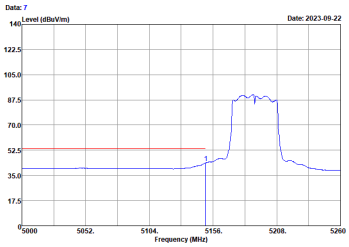 Freq Level Over Limit Limit Line ReadAntenna Level Factor Cable Loss Preamp Factor A/Pos T/Pos Remark MHz dBuV/m dB dBuV/m dBuV dB/m dB dB cm deg 1 5149.99 43.85 -10.15 54.00 34.25 34.54 7.91 32.85 100 360 Average	NA

	Band Edge @ 3m	
	11n HT40_Ch38+11g CH_01 Co-location	
	Vertical	Fundamental
Peak	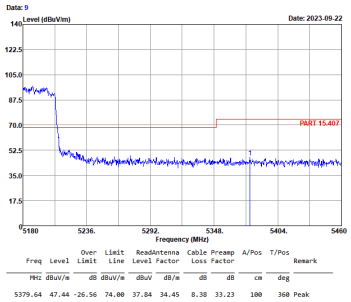	NA
Avg.	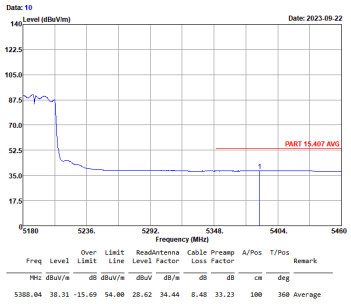	NA

11g_Ch01 (Band Edge @ 3m)

	Band Edge @ 3m	
	11n HT40_Ch38+11g CH_01 Co-location	
	Horizontal	Fundamental
Peak	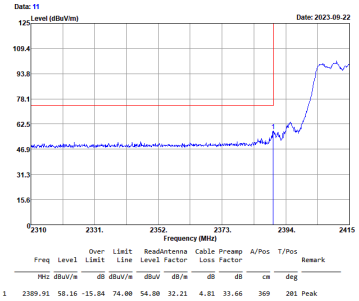	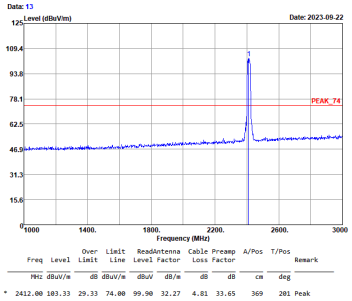
Avg.	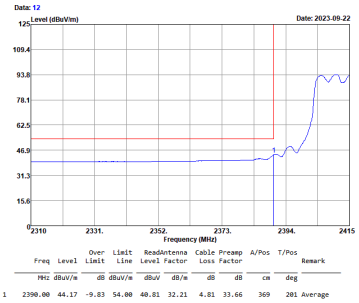	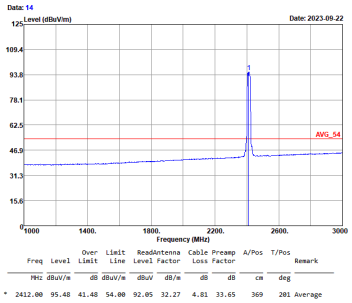

	Band Edge @ 3m	
	11n HT40_Ch38+11g CH_01 Co-location	
	Vertical	Fundamental
Peak	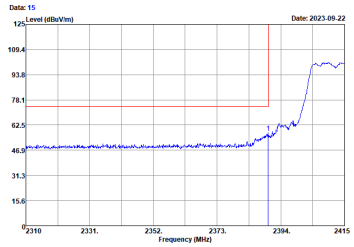 Freq Level Over Limit Limit Line ReadAntenna Level Factor Cable Loss Preamp Factor A/Pos T/Pos Remark MHz dBuV/m dB dBuV/m dBuV dB/m dB dB cm deg 1 2389.91 57.94 -16.06 74.00 54.58 32.21 4.81 33.66 185 214 Peak	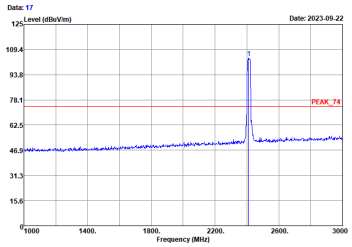 Freq Level Over Limit Limit Line ReadAntenna Level Factor Cable Loss Preamp Factor A/Pos T/Pos Remark MHz dBuV/m dB dBuV/m dBuV dB/m dB dB cm deg 1 * 2412.00 104.20 30.20 74.00 100.77 32.27 4.81 33.65 185 214 Peak
Avg.	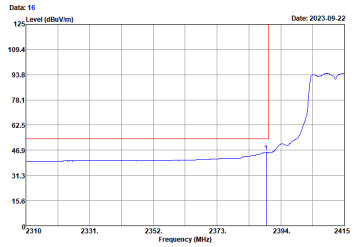 Freq Level Over Limit Limit Line ReadAntenna Level Factor Cable Loss Preamp Factor A/Pos T/Pos Remark MHz dBuV/m dB dBuV/m dBuV dB/m dB dB cm deg 1 2389.17 45.46 -8.54 54.00 42.10 32.21 4.81 33.66 185 214 Average	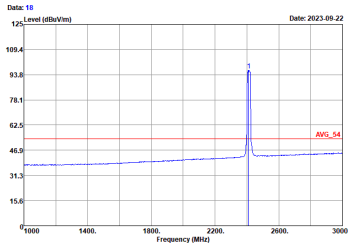 Freq Level Over Limit Limit Line ReadAntenna Level Factor Cable Loss Preamp Factor A/Pos T/Pos Remark MHz dBuV/m dB dBuV/m dBuV dB/m dB dB cm deg 1 * 2412.00 96.36 42.36 54.00 92.93 32.27 4.81 33.65 185 214 Average

11n HT40_Ch38+BLE CH_39 Harmonic (Harmonic @ 3m)

	Harmonic @ 3m	
	11n HT40_Ch38+BLE CH_39 Co-location	
	Horizontal	Vertical
Peak Avg.	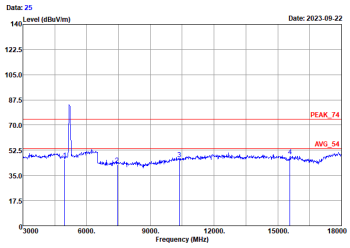 Data: 25 Date: 2023-09-22 Level (dBuV/m) PEAK_74 AVG_54 Frequency (MHz) Freq Level Over Limit Limit Line ReadAntenna Level Factor Cable Loss Factor Preamp Factor A/Pos T/Pos Remark MHz dBuV/m dB dBuV/m dBuV dB/m dB dB cm deg 1 4960.00 46.17 -27.83 74.00 55.77 34.62 7.81 52.03 --- --- Peak 2 7440.00 42.59 -31.41 74.00 48.51 36.54 9.19 51.65 --- --- Peak 3 10380.00 46.34 -21.96 68.30 57.19 37.36 10.76 58.97 --- --- Peak 4 15570.00 48.18 -25.82 74.00 55.47 38.96 12.72 58.97 --- --- Peak	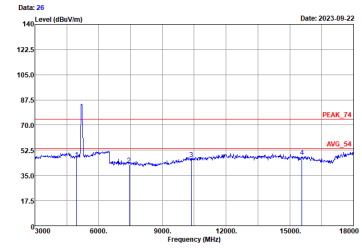 Data: 26 Date: 2023-09-22 Level (dBuV/m) PEAK_74 AVG_54 Frequency (MHz) Freq Level Over Limit Limit Line ReadAntenna Level Factor Cable Loss Factor Preamp Factor A/Pos T/Pos Remark MHz dBuV/m dB dBuV/m dBuV dB/m dB dB cm deg 1 4960.00 46.46 -27.54 74.00 56.06 34.62 7.81 52.03 --- --- Peak 2 7440.00 42.42 -31.58 74.00 48.34 36.54 9.19 51.65 --- --- Peak 3 10380.00 46.32 -21.98 68.30 57.17 37.36 10.76 58.97 --- --- Peak 4 15570.00 48.11 -25.89 74.00 55.40 38.96 12.72 58.97 --- --- Peak

11n HT40_Ch38+11g_Ch01 Harmonic (Harmonic @ 3m)

	Harmonic @ 3m	
	11n HT40_Ch38+11g CH_01 Co-location	
	Horizontal	Vertical
Peak Avg.	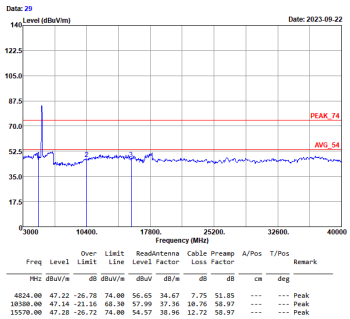 Data: 29 Date: 2023-09-22 Level (dBuV/m) PEAK_74 AVG_54 Frequency (MHz) Freq Level Over Limit Limit Line ReadAntenna Level Factor Cable Loss Factor Preamp Factor A/Pos T/Pos Remark MHz dBuV/m dB dBuV/m dBuV dB/m dB dB cm deg 1 4824.00 47.22 -26.78 74.00 56.65 34.67 7.75 51.85 --- --- Peak 2 10380.00 47.14 -21.16 68.30 57.99 37.36 10.76 58.97 --- --- Peak 3 15570.00 47.28 -26.72 74.00 54.57 38.96 12.72 58.97 --- --- Peak	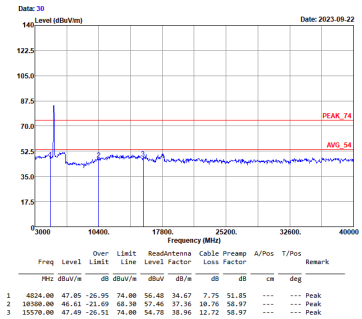 Data: 30 Date: 2023-09-22 Level (dBuV/m) PEAK_74 AVG_54 Frequency (MHz) Freq Level Over Limit Limit Line ReadAntenna Level Factor Cable Loss Factor Preamp Factor A/Pos T/Pos Remark MHz dBuV/m dB dBuV/m dBuV dB/m dB dB cm deg 1 4824.00 47.05 -26.95 74.00 56.48 34.67 7.75 51.85 --- --- Peak 2 10380.00 46.61 -21.69 68.30 57.46 37.36 10.76 58.97 --- --- Peak 3 15570.00 47.49 -26.51 74.00 54.78 38.96 12.72 58.97 --- --- Peak

Note: the highest signals over limit are BLE/WLAN fundamental signals.

Emission below 1GHz

2.4GHz WIFI 802.11n HT20 (LF)

WIFI	30Mhz-1G	
ANT	11n HT40_Ch38+11g CH_01 Co-location LF	
	Horizontal	Vertical
QP / Peak	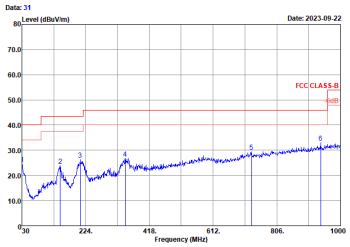 Freq Level Over Limit Limit Line ReadAntenna Level Factor Cable Loss Factor Preamp Factor A/Pos T/Pos Remark MHz dBuV/m dB dBuV/m dBuV dB/m dB dB cm deg 1 30.00 24.43 -15.57 40.00 30.36 25.34 0.53 31.80 --- --- Peak 2 146.40 23.89 -19.61 43.50 36.79 17.21 1.24 31.35 --- --- Peak 3 207.51 26.28 -17.22 43.50 41.00 15.12 1.46 31.30 --- --- Peak 4 344.28 26.65 -19.35 46.00 35.43 20.56 1.96 31.30 --- --- Peak 5 729.37 29.40 -16.60 46.00 30.79 27.27 2.81 31.47 --- --- Peak 6 939.86 32.89 -13.11 46.00 31.15 30.04 3.22 31.52 --- --- Peak	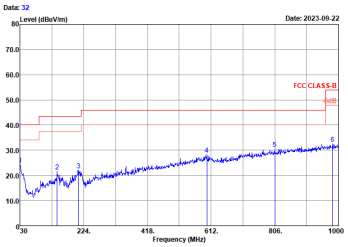 Freq Level Over Limit Limit Line ReadAntenna Level Factor Cable Loss Factor Preamp Factor A/Pos T/Pos Remark MHz dBuV/m dB dBuV/m dBuV dB/m dB dB cm deg 1 30.00 24.24 -15.76 40.00 30.17 25.34 0.53 31.80 --- --- Peak 2 143.49 21.59 -21.91 43.50 34.30 17.42 1.23 31.36 --- --- Peak 3 208.48 22.10 -21.40 43.50 36.79 15.14 1.47 31.30 --- --- Peak 4 599.39 28.33 -17.67 46.00 30.76 26.21 2.56 31.20 --- --- Peak 5 806.00 30.45 -15.55 46.00 30.51 28.40 2.95 31.41 --- --- Peak 6 981.57 32.53 -21.47 54.00 30.10 30.59 3.28 31.44 --- --- Peak

Appendix D. Duty Cycle Plots

Band	Duty Cycle(%)	T(ms)	1/T(kHz)	VBW Setting
802.11a	99.06	-	-	10Hz
802.11n HT20	100	-	-	10Hz
802.11n HT40	100	-	-	10Hz
802.11ac VHT80	100	-	-	10Hz
802.11ac VHT160	100	-	-	10Hz
802.11ax HE20	99.49	-	-	10Hz
802.11ax HE40	98.16	-	-	10Hz
802.11ax HE80	98.83	-	-	10Hz
802.11ax HE160	98.83	-	-	10Hz

802.11a

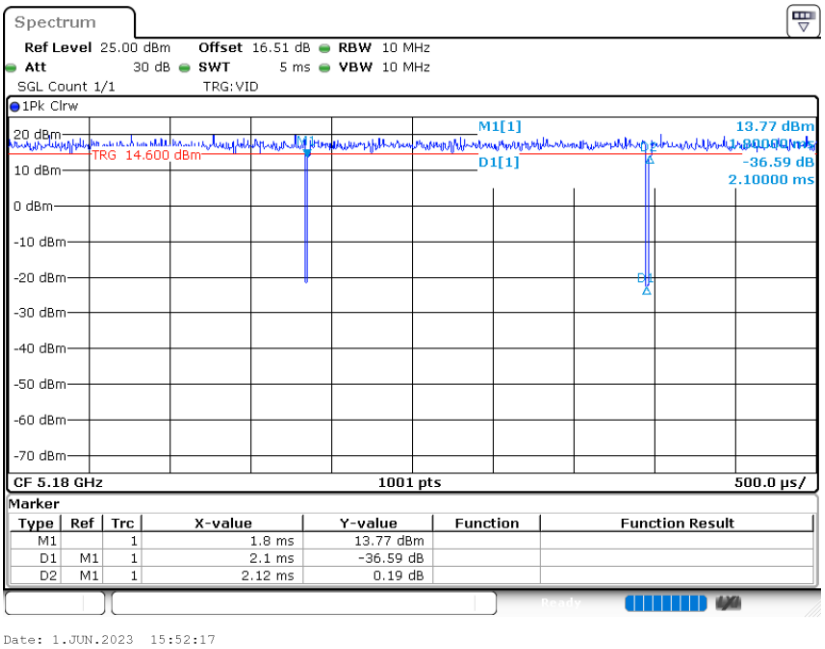

802.11n HT20

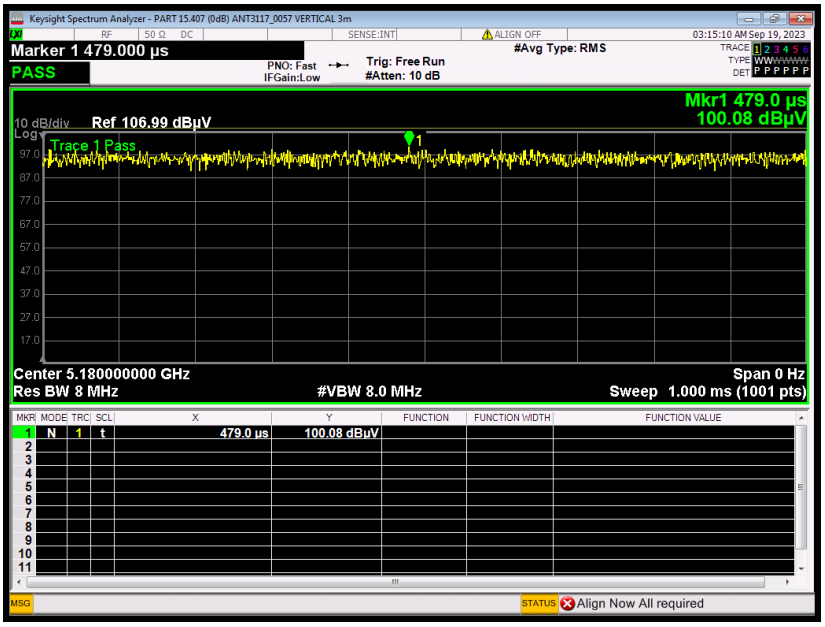

802.11n HT40

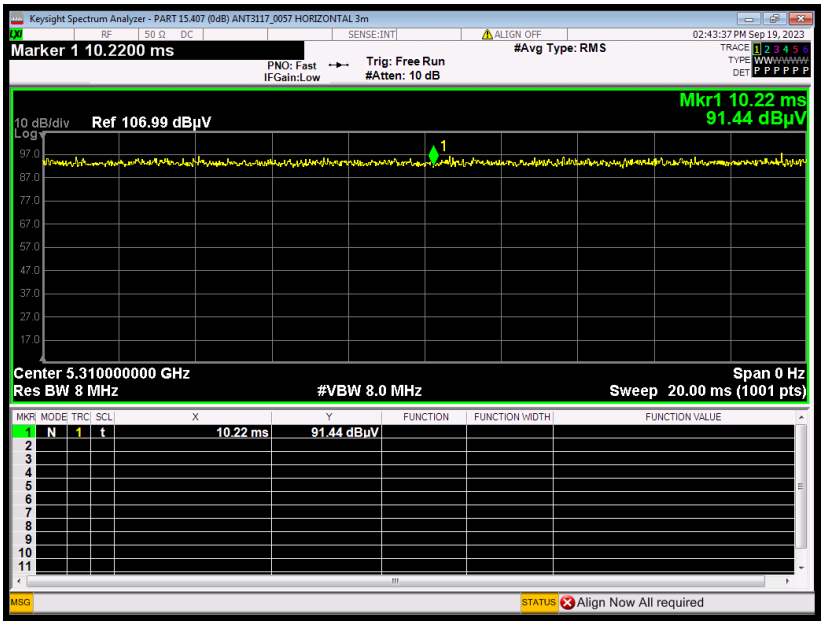

802.11ac VHT80

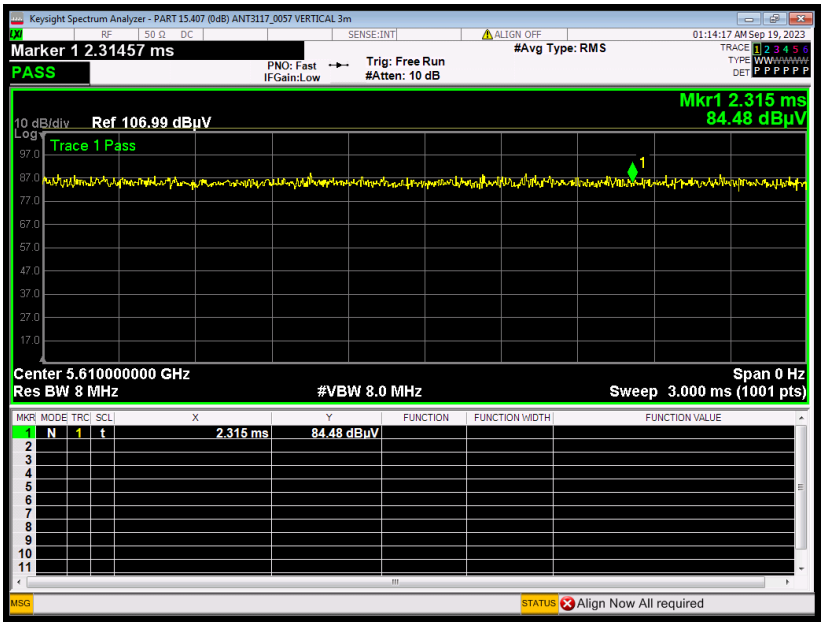

802.11ac VHT160

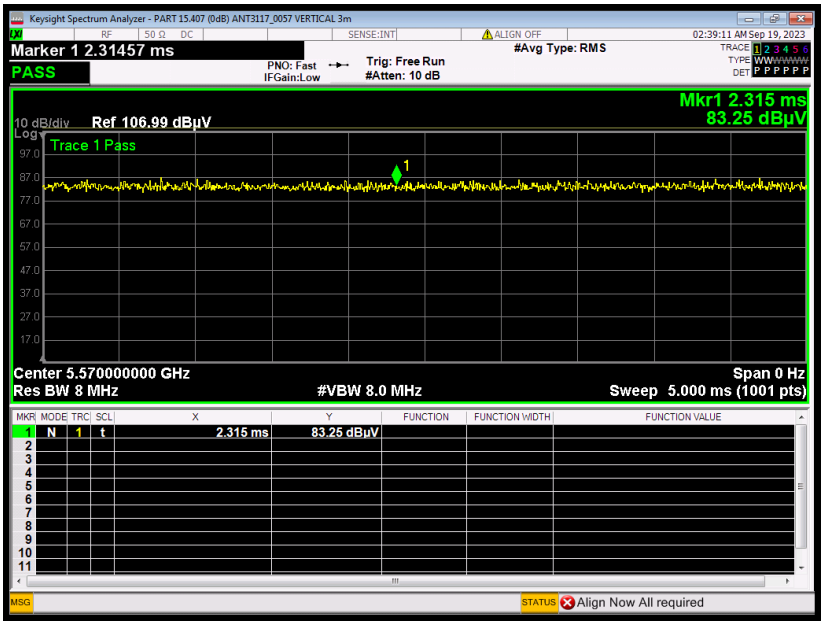

802.11ax HE20

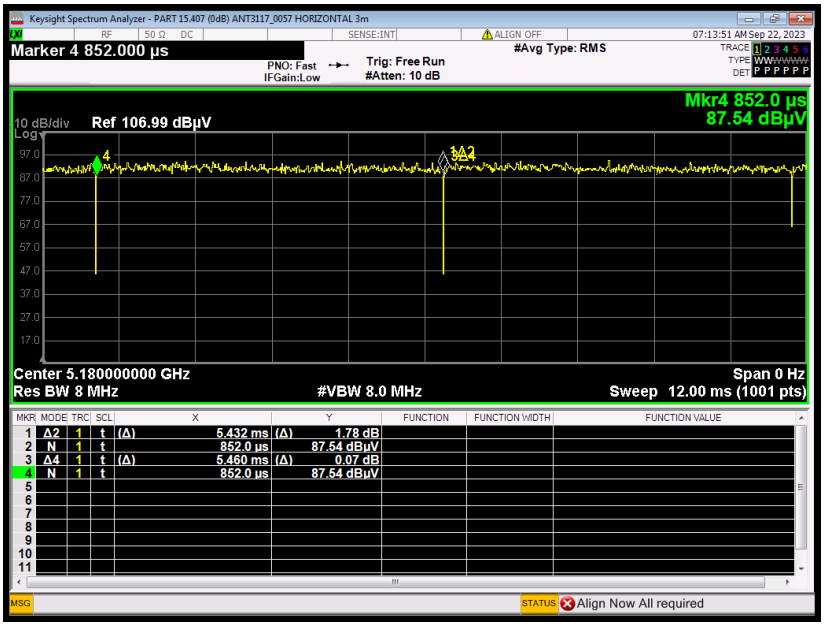

802.11ax HE40

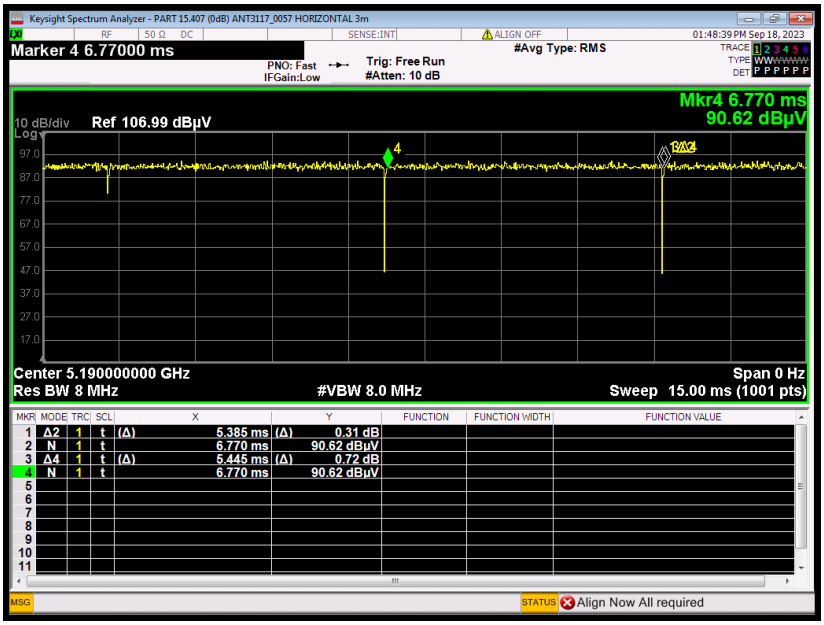

802.11ax HE80

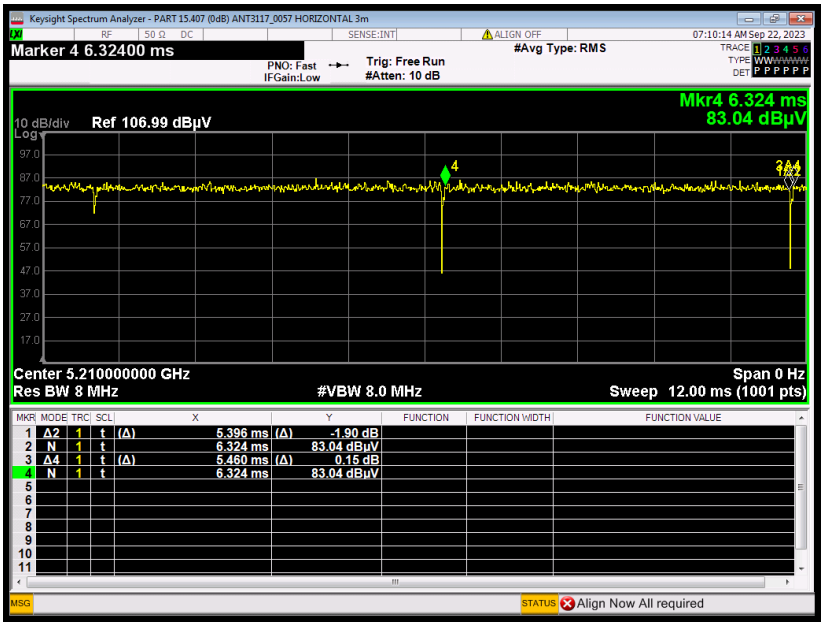
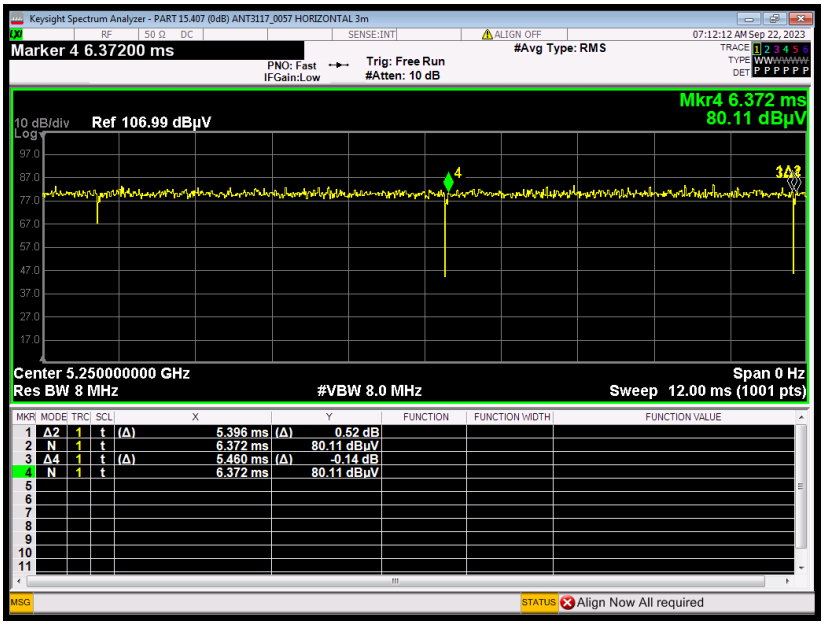
802.11ax HE160