Mode	60	
	Harmonic	
	U-NII-1_5.15-5.25_802.11ax HE40_CH46_Full_5230MHz	
ANT	CDD 0+1	
Pol.	Horizontal	Vertical
Peak Avg	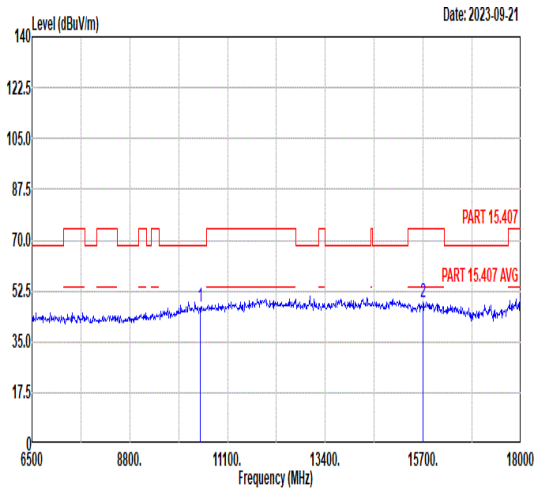 Freq Level Limit Line Margin Read Level Ant Factor Cable Loss Preamp Factor APos TPos Remark MHz dBuV/m dBuV/m dB dBuV dB/m dB dB cm deg 1 10460.00 46.79 68.30 -21.51 57.21 37.67 10.80 58.89 -- -- Peak 2 15690.00 48.66 74.00 -25.34 54.42 40.61 12.72 59.09 -- -- Peak	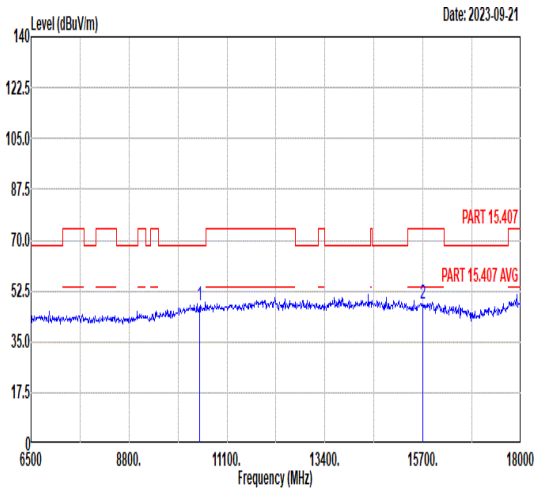 Freq Level Limit Line Margin Read Level Ant Factor Cable Loss Preamp Factor APos TPos Remark MHz dBuV/m dBuV/m dB dBuV dB/m dB dB cm deg 1 10460.00 47.28 68.30 -21.02 57.70 37.67 10.80 58.89 -- -- Peak 2 15690.00 48.10 74.00 -25.90 53.86 40.61 12.72 59.09 -- -- Peak

Mode	61	
	Harmonic	
	U-NII-2A_5.25-5.35_802.11ax HE40_CH54_Full_5270MHz	
ANT	CDD 0+1	
Pol.	Horizontal	Vertical
Peak Avg	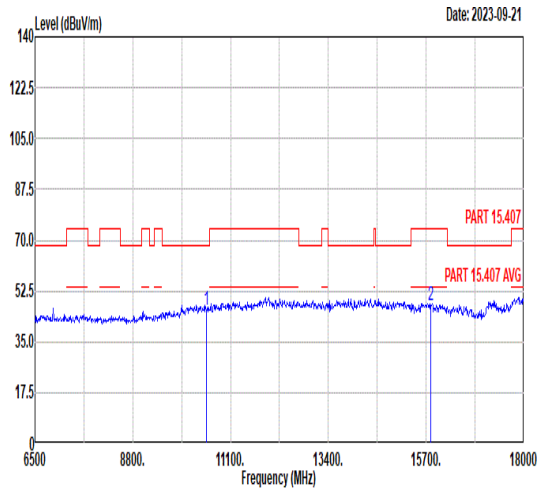 Freq Level Limit Line Margin Read Level Ant Factor Cable Loss Preamp Factor APos TPos Remark MHz dBuV/m dBuV/m dB dBuV dB/m dB dB cm deg 1 10540.00 46.13 68.30 -22.17 56.34 37.73 10.86 58.80 -- -- Peak 2 15810.00 47.65 74.00 -26.35 53.51 40.64 12.71 59.21 -- -- Peak	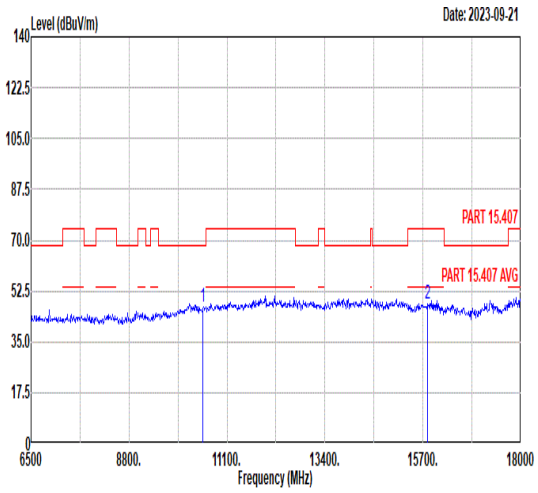 Freq Level Limit Line Margin Read Level Ant Factor Cable Loss Preamp Factor APos TPos Remark MHz dBuV/m dBuV/m dB dBuV dB/m dB dB cm deg 1 10540.00 46.87 68.30 -21.43 57.08 37.73 10.86 58.80 -- -- Peak 2 15810.00 47.88 74.00 -26.12 53.74 40.64 12.71 59.21 -- -- Peak

Mode	62	
	Band Edge - L	
	U-NII-2A_5.25-5.35_802.11ax HE40_CH62_Full_5310MHz	
ANT	CDD 0+1	
Pol.	Horizontal	Fundamental
Peak	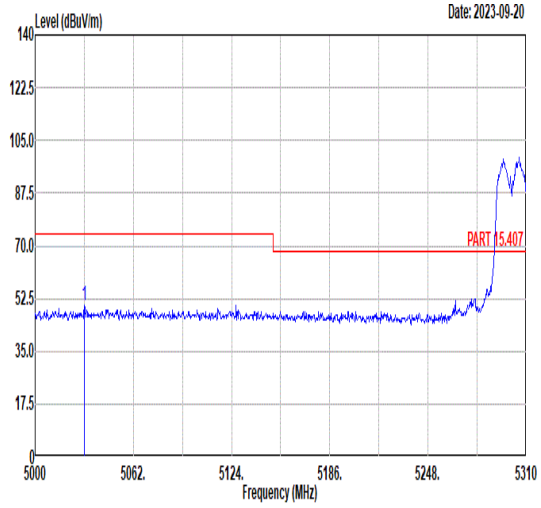 Freq Level Limit Line Margin Read Level Ant Factor Cable Loss Preamp Factor APos TPos Remark MHz dBuV/m dBuV/m dB dBuV dB/m dB dB cm deg 1 5031.00 50.41 74.00 -23.59 40.89 34.33 7.84 32.65 100 103 PEAK	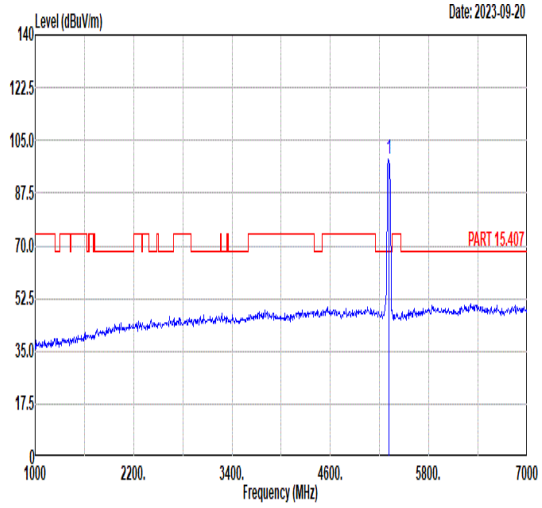 Freq Level Limit Line Margin Read Level Ant Factor Cable Loss Preamp Factor APos TPos Remark MHz dBuV/m dBuV/m dB dBuV dB/m dB dB cm deg 1 5310.00 98.63 ------ ------ 88.98 34.54 8.20 33.09 100 103 PEAK
Avg	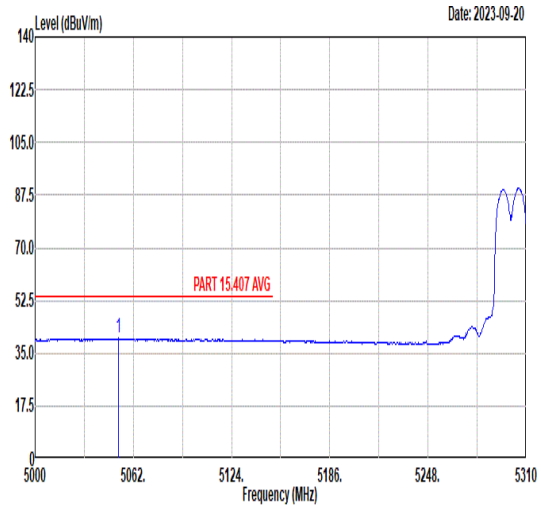 Freq Level Limit Line Margin Read Level Ant Factor Cable Loss Preamp Factor APos TPos Remark MHz dBuV/m dBuV/m dB dBuV dB/m dB dB cm deg 1 5052.70 40.00 54.00 -14.00 30.49 34.35 7.85 32.69 100 103 AVERAGE	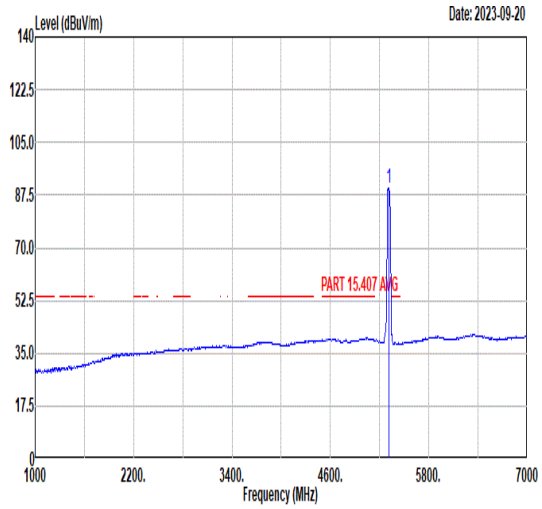 Freq Level Limit Line Margin Read Level Ant Factor Cable Loss Preamp Factor APos TPos Remark MHz dBuV/m dBuV/m dB dBuV dB/m dB dB cm deg 1 5310.00 89.89 ------ ------ 80.22 34.55 8.23 33.11 100 103 AVERAGE

Mode	62	
	Band Edge - R	
	U-NII-2A_5.25-5.35_802.11ax HE40_CH62_Full_5310MHz	
ANT	CDD 0+1	
Pol.	Horizontal	Fundamental
Peak	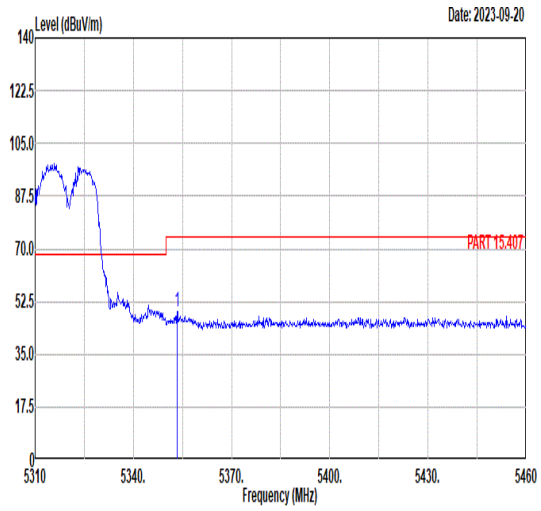 Freq Level Limit Line Margin Read Level Ant Factor Cable Loss Preamp Factor APos TPos Remark MHz dBuV/m dBuV/m dB dBuV dB/m dB dB cm deg 1 5353.35 49.39 74.00 -24.61 39.65 34.58 8.34 33.18 100 103 PEAK	Blank
Avg	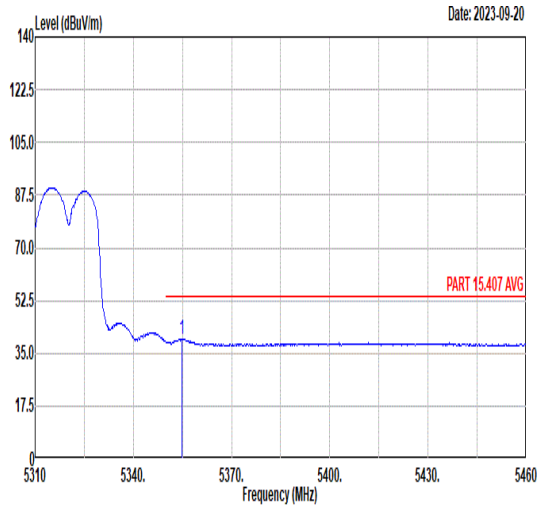 Freq Level Limit Line Margin Read Level Ant Factor Cable Loss Preamp Factor APos TPos Remark MHz dBuV/m dBuV/m dB dBuV dB/m dB dB cm deg 1 5354.85 39.88 54.00 -14.12 30.14 34.58 8.34 33.18 100 103 AVERAGE	Blank

Mode	62	
	Band Edge - L	
	U-NII-2A_5.25-5.35_802.11ax HE40_CH62_Full_5310MHz	
ANT	CDD 0+1	
Pol.	Vertical	Fundamental
Peak	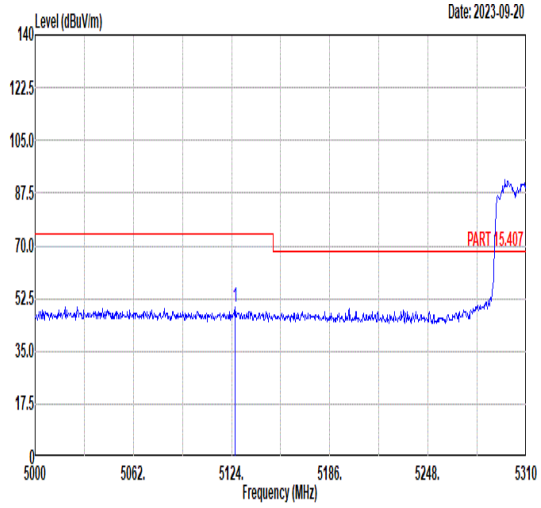 Freq Level Limit Line Margin Read Level Ant Factor Cable Loss Preamp Factor APos TPos Remark MHz dBuV/m dBuV/m dB dBuV dB/m dB dB cm deg 1 5126.17 49.75 74.00 -24.25 40.26 34.40 7.90 32.81 329 360 PEAK	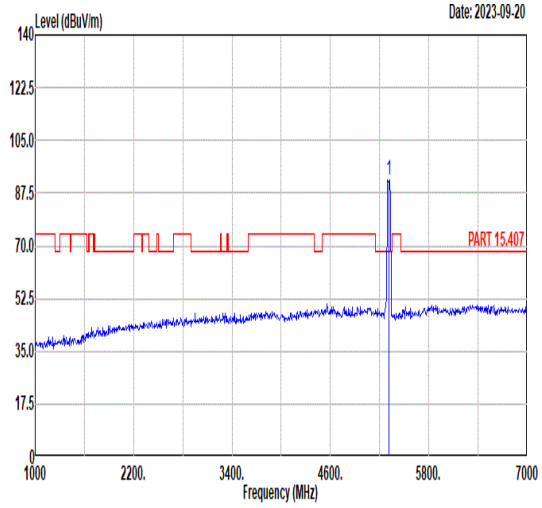 Freq Level Limit Line Margin Read Level Ant Factor Cable Loss Preamp Factor APos TPos Remark MHz dBuV/m dBuV/m dB dBuV dB/m dB dB cm deg 1 5310.00 91.90 ------ ------ 82.26 34.54 8.18 33.08 329 360 PEAK
Avg	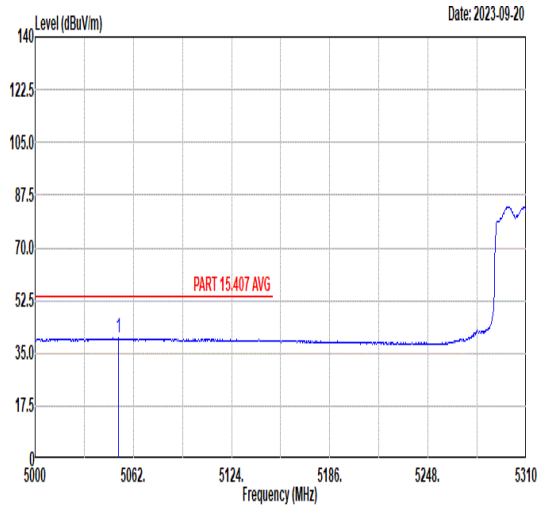 Freq Level Limit Line Margin Read Level Ant Factor Cable Loss Preamp Factor APos TPos Remark MHz dBuV/m dBuV/m dB dBuV dB/m dB dB cm deg 1 5052.39 39.99 54.00 -14.01 30.48 34.35 7.85 32.69 329 360 AVERAGE	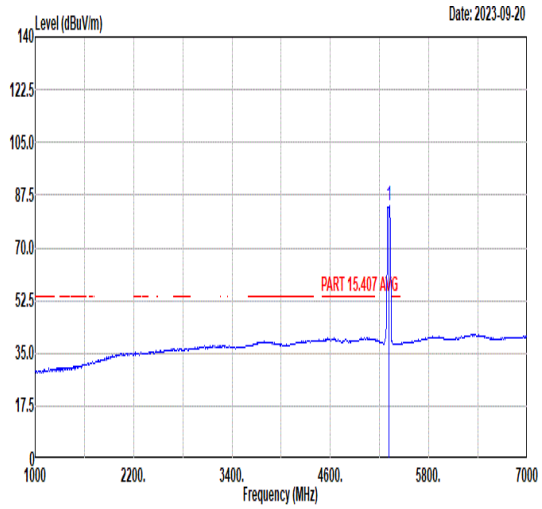 Freq Level Limit Line Margin Read Level Ant Factor Cable Loss Preamp Factor APos TPos Remark MHz dBuV/m dBuV/m dB dBuV dB/m dB dB cm deg 1 5310.00 83.87 ------ ------ 74.19 34.55 8.25 33.12 329 360 AVERAGE

Mode	62	
	Band Edge - R	
	U-NII-2A_5.25-5.35_802.11ax HE40_CH62_Full_5310MHz	
ANT	CDD 0+1	
Pol.	Vertical	Fundamental
Peak	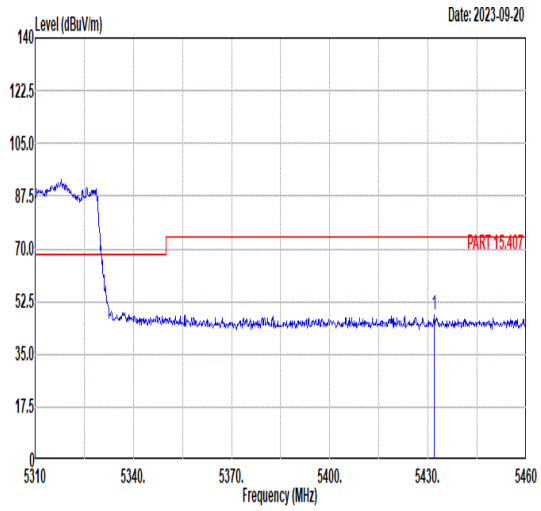 Freq Level Limit Line Margin Read Level Ant Factor Cable Loss Preamp Factor APos TPos Remark MHz dBuV/m dBuV/m dB dBuV dB/m dB dB cm deg 1 5431.95 48.28 74.00 -25.72 38.49 34.64 8.45 33.30 329 360 PEAK	Blank
Avg	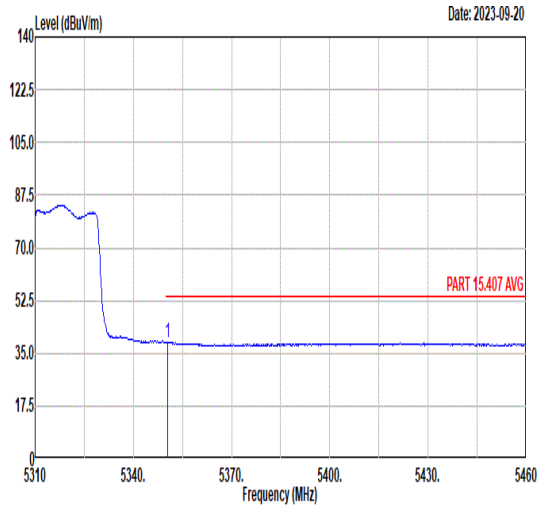 Freq Level Limit Line Margin Read Level Ant Factor Cable Loss Preamp Factor APos TPos Remark MHz dBuV/m dBuV/m dB dBuV dB/m dB dB cm deg 1 5350.50 38.69 54.00 -15.31 28.95 34.58 8.33 33.17 329 360 AVERAGE	Blank

Mode	62	
	Harmonic	
	U-NII-2A_5.25-5.35_802.11ax HE40_CH62_Full_5310MHz	
ANT	CDD 0+1	
Pol.	Horizontal	Vertical
Peak Avg	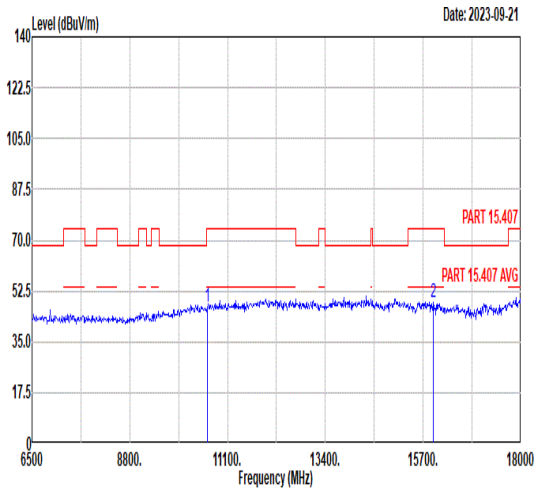 Freq Level Limit Line Margin Read Level Ant Factor Cable Loss Preamp Factor APos TPos Remark MHz dBuV/m dBuV/m dB dBuV dB/m dB dB cm deg 1 10620.00 46.89 74.00 -27.11 56.89 37.79 10.92 58.71 -- -- Peak 2 15930.00 48.68 74.00 -25.32 54.64 40.68 12.70 59.34 -- -- Peak	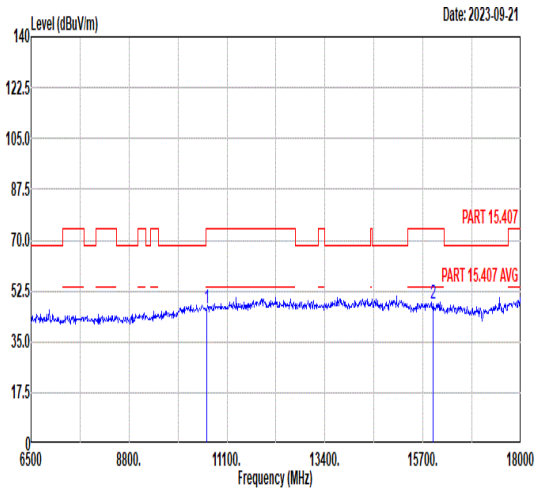 Freq Level Limit Line Margin Read Level Ant Factor Cable Loss Preamp Factor APos TPos Remark MHz dBuV/m dBuV/m dB dBuV dB/m dB dB cm deg 1 10620.00 46.59 74.00 -27.41 56.59 37.79 10.92 58.71 -- -- Peak 2 15930.00 48.23 74.00 -25.77 54.19 40.68 12.70 59.34 -- -- Peak

Mode	63
	Band Edge - L
	U-NII-2C_5.47-5.725_802.11ax HE40_CH102_Full_5510MHz
ANT	CDD 0+1

Pol.	Horizontal	Fundamental
Peak	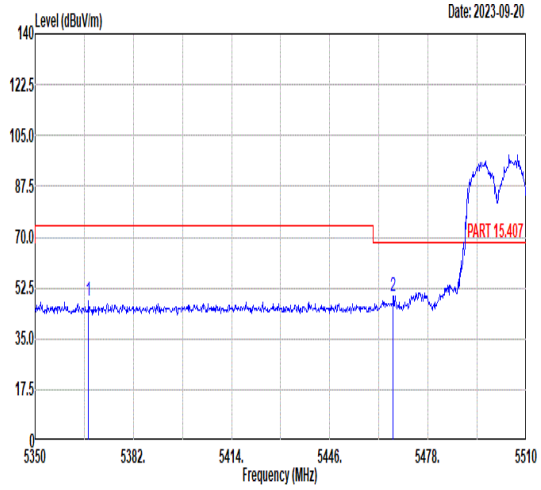 Freq Level Limit Line Margin Read Level Ant Factor Cable Loss Preamp Factor APos TPos Remark MHz dBuV/m dBuV/m dB dBuV dB/m dB dB cm deg 1 5367.44 47.89 74.00 -26.11 38.13 34.59 8.37 33.20 185 148 PEAK 2 5466.64 49.55 68.30 -18.75 39.84 34.67 8.40 33.36 185 148 PEAK	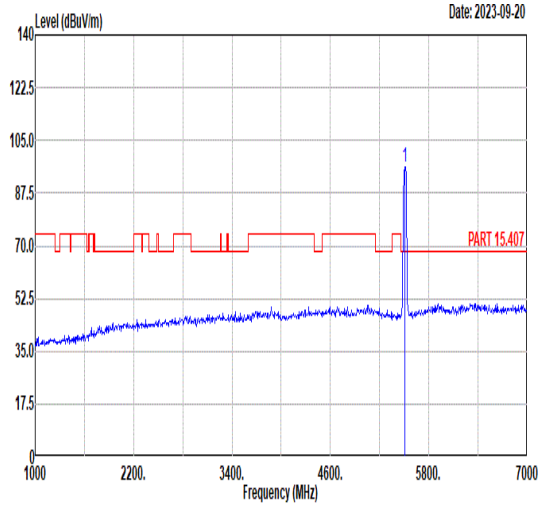 Freq Level Limit Line Margin Read Level Ant Factor Cable Loss Preamp Factor APos TPos Remark MHz dBuV/m dBuV/m dB dBuV dB/m dB dB cm deg 1 5510.00 96.11 ------ ------ 86.46 34.70 8.35 33.40 185 148 PEAK
Avg	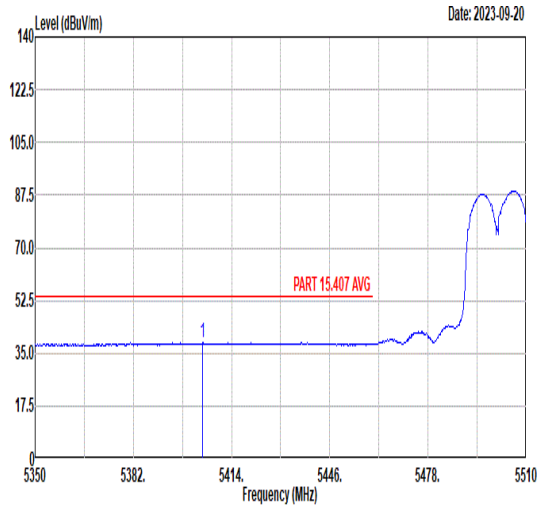 Freq Level Limit Line Margin Read Level Ant Factor Cable Loss Preamp Factor APos TPos Remark MHz dBuV/m dBuV/m dB dBuV dB/m dB dB cm deg 1 5404.56 38.57 54.00 -15.43 28.74 34.62 8.47 33.26 185 148 AVERAGE	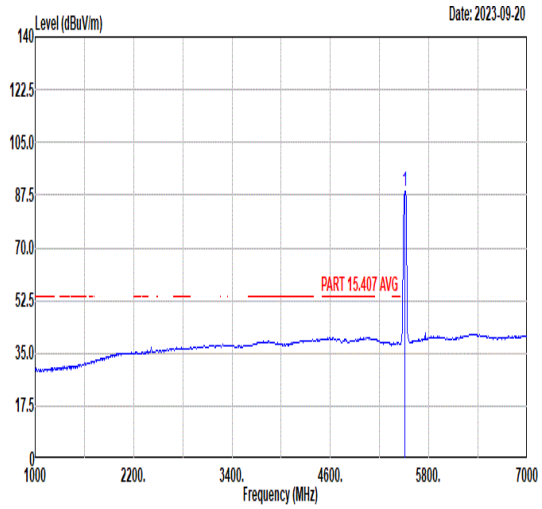 Freq Level Limit Line Margin Read Level Ant Factor Cable Loss Preamp Factor APos TPos Remark MHz dBuV/m dBuV/m dB dBuV dB/m dB dB cm deg 1 5510.00 88.86 ------ ------ 79.21 34.70 8.35 33.40 185 148 AVERAGE

Mode	63	
	Band Edge - R	
	U-NII-2C_5.47-5.725_802.11ax HE40_CH102_Full_5510MHz	
ANT	CDD 0+1	
Pol.	Horizontal	Fundamental
Peak	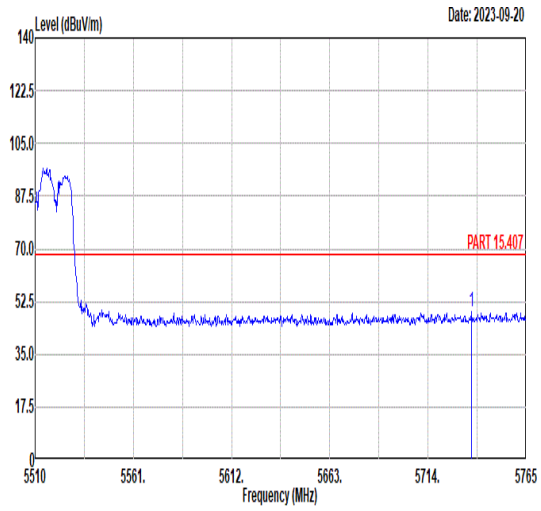 Freq Level Limit Line Margin Read Level Ant Factor Cable Loss Preamp Factor APos TPos Remark MHz dBuV/m dBuV/m dB dBuV dB/m dB dB cm deg 1 5736.44 49.33 68.30 -18.97 38.88 35.08 8.72 33.35 185 148 PEAK	Blank

Mode	63
	Band Edge - L
	U-NII-2C_5.47-5.725_802.11ax HE40_CH102_Full_5510MHz
ANT	CDD 0+1

Pol.	Vertical	Fundamental
Peak	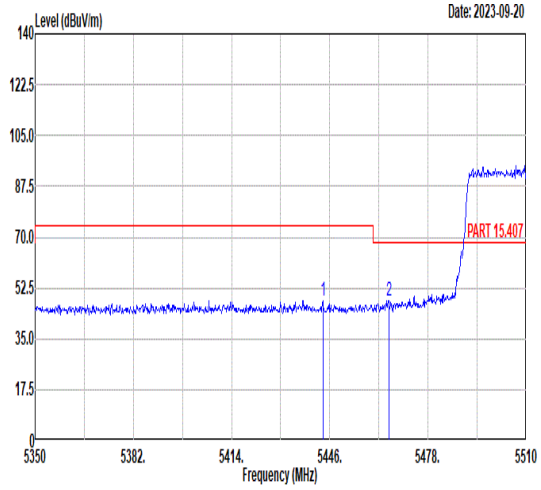 Freq Level Limit Line Margin Read Level Ant Factor Cable Loss Preamp Factor APos TPos Remark MHz dBuV/m dBuV/m dB dBuV dB/m dB dB cm deg 1 5443.76 48.33 74.00 -25.67 38.57 34.65 8.43 33.32 300 58 PEAK 2 5465.20 48.31 68.30 -19.99 38.60 34.67 8.40 33.36 300 58 PEAK	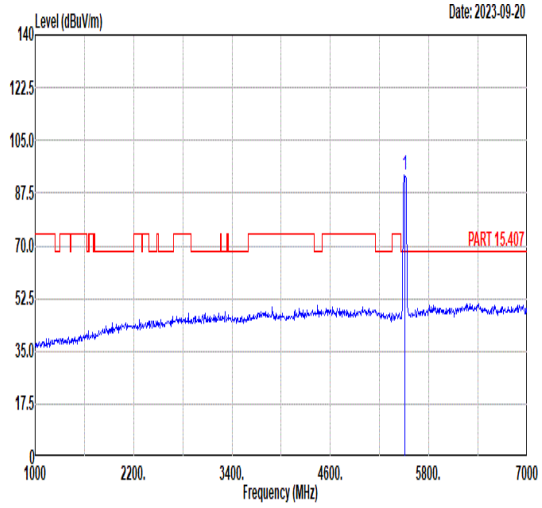 Freq Level Limit Line Margin Read Level Ant Factor Cable Loss Preamp Factor APos TPos Remark MHz dBuV/m dBuV/m dB dBuV dB/m dB dB cm deg 1 5510.00 93.61 ------ ------ 83.96 34.69 8.36 33.40 300 58 PEAK
Avg	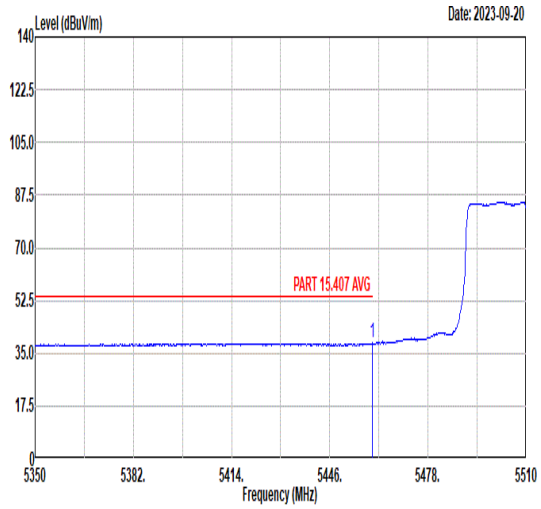 Freq Level Limit Line Margin Read Level Ant Factor Cable Loss Preamp Factor APos TPos Remark MHz dBuV/m dBuV/m dB dBuV dB/m dB dB cm deg 1 5459.76 38.36 54.00 -15.64 28.64 34.66 8.41 33.35 300 58 AVERAGE	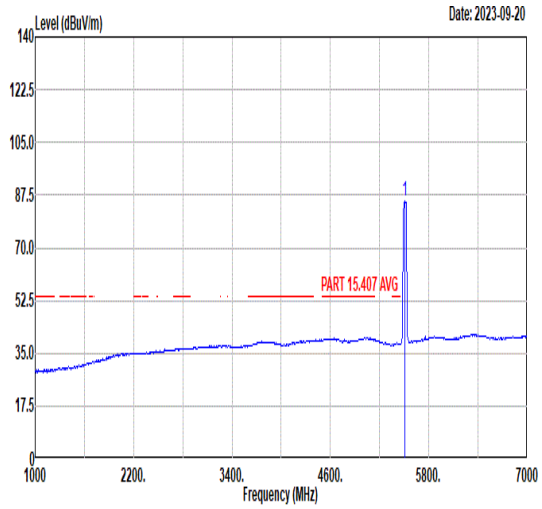 Freq Level Limit Line Margin Read Level Ant Factor Cable Loss Preamp Factor APos TPos Remark MHz dBuV/m dBuV/m dB dBuV dB/m dB dB cm deg 1 5510.00 85.83 ------ ------ 76.18 34.71 8.34 33.40 300 58 AVERAGE

Mode	63	
	Band Edge - R	
	U-NII-2C_5.47-5.725_802.11ax HE40_CH102_Full_5510MHz	
ANT	CDD 0+1	
Pol.	Vertical	Fundamental
Peak	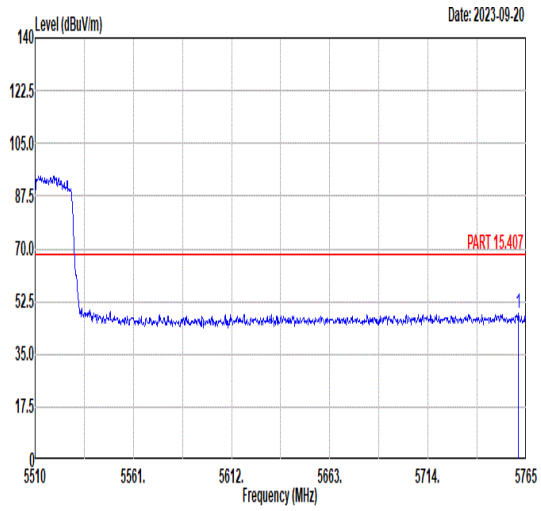 Freq Level Limit Line Margin Read Level Ant Factor Cable Loss Preamp Factor APos TPos Remark MHz dBuV/m dBuV/m dB dBuV dB/m dB dB cm deg 1 5760.92 48.39 68.30 -19.91 37.81 35.12 8.81 33.35 300 58 PEAK	Blank

Mode	63	
	Harmonic	
	U-NII-2C_5.47-5.725_802.11ax HE40_CH102_Full_5510MHz	
ANT	CDD 0+1	
Pol.	Horizontal	Vertical
Peak Avg	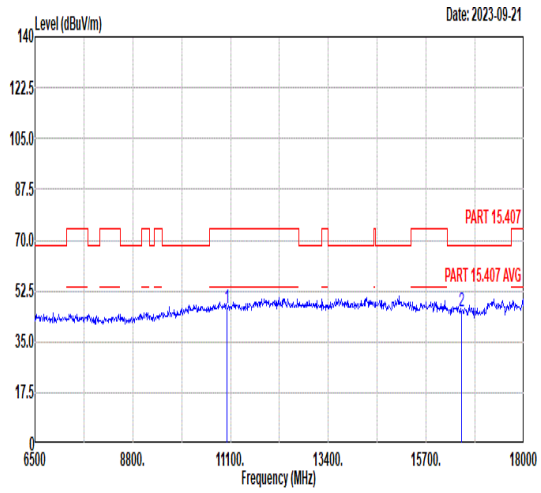 Freq Level Limit Line Margin Read Level Ant Factor Cable Loss Preamp Factor APos TPos Remark MHz dBuV/m dBuV/m dB dBuV dB/m dB dB cm deg 1 11020.00 46.45 74.00 -27.55 55.38 38.12 11.22 58.27 -- -- Peak 2 16530.00 45.51 68.30 -22.79 50.43 40.97 12.92 58.81 -- -- Peak	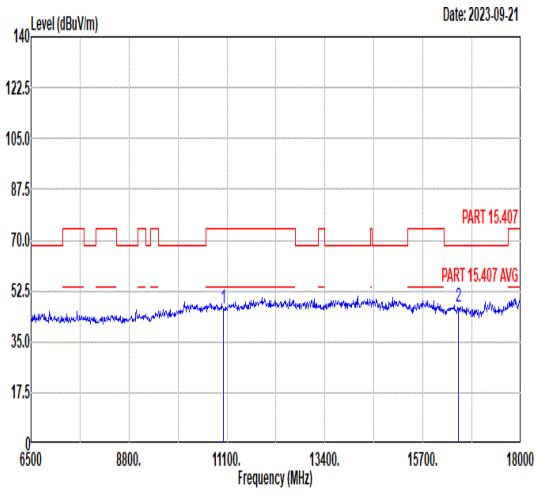 Freq Level Limit Line Margin Read Level Ant Factor Cable Loss Preamp Factor APos TPos Remark MHz dBuV/m dBuV/m dB dBuV dB/m dB dB cm deg 1 11020.00 46.49 74.00 -27.51 55.42 38.12 11.22 58.27 -- -- Peak 2 16530.00 46.87 68.30 -21.43 51.79 40.97 12.92 58.81 -- -- Peak

Mode	64	
	Harmonic	
	U-NII-2C_5.47-5.725_802.11ax HE40_CH110_Full_5550MHz	
ANT	CDD 0+1	
Pol.	Horizontal	Vertical
Peak Avg	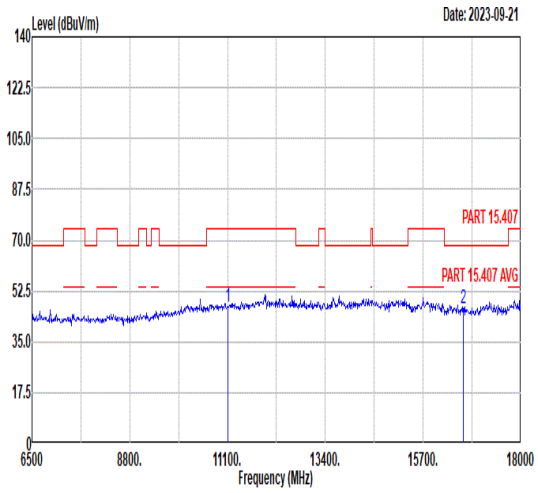 Freq Level Limit Line Margin Read Level Ant Factor Cable Loss Preamp Factor APos TPos Remark MHz dBuV/m dBuV/m dB dBuV dB/m dB dB cm deg 1 11100.00 47.10 74.00 -26.90 55.83 38.20 11.26 58.19 -- -- Peak 2 16650.00 46.39 68.30 -21.91 51.07 41.03 12.97 58.68 -- -- Peak	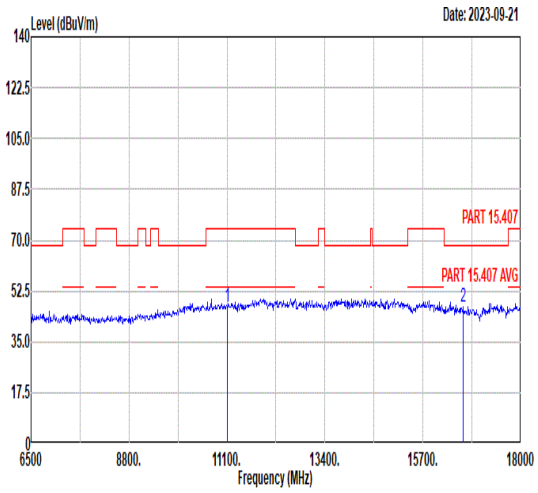 Freq Level Limit Line Margin Read Level Ant Factor Cable Loss Preamp Factor APos TPos Remark MHz dBuV/m dBuV/m dB dBuV dB/m dB dB cm deg 1 11100.00 47.01 74.00 -26.99 55.74 38.20 11.26 58.19 -- -- Peak 2 16650.00 46.96 68.30 -21.34 51.64 41.03 12.97 58.68 -- -- Peak

Mode	65
	Band Edge - L
	U-NII-2C_5.47-5.725_802.11ax HE40_CH134_Full_5670MHz
ANT	CDD 0+1

Pol.	Horizontal	Fundamental
Peak	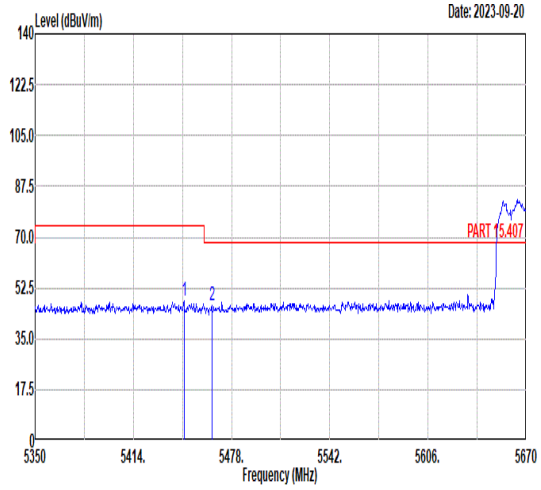 Freq Level Limit Line Margin Read Level Ant Factor Cable Loss Preamp Factor APos TPos Remark MHz dBuV/m dBuV/m dB dBuV dB/m dB dB cm deg 1 5446.96 48.11 74.00 -25.89 38.36 34.65 8.43 33.33 400 338 PEAK 2 5465.20 46.30 68.30 -22.00 36.59 34.67 8.40 33.36 400 338 PEAK	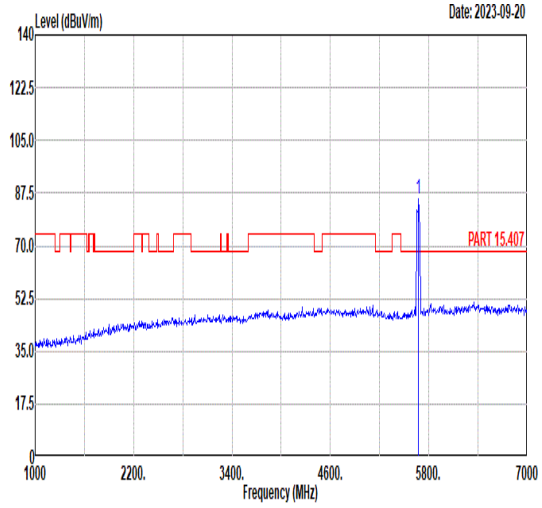 Freq Level Limit Line Margin Read Level Ant Factor Cable Loss Preamp Factor APos TPos Remark MHz dBuV/m dBuV/m dB dBuV dB/m dB dB cm deg 1 5670.00 85.47 ------ ------ 75.38 34.97 8.49 33.37 400 338 PEAK
Avg	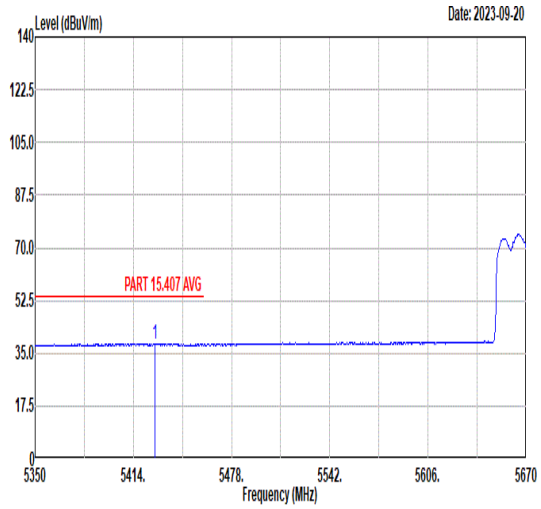 Freq Level Limit Line Margin Read Level Ant Factor Cable Loss Preamp Factor APos TPos Remark MHz dBuV/m dBuV/m dB dBuV dB/m dB dB cm deg 1 5428.08 38.29 54.00 -15.71 28.50 34.64 8.45 33.30 400 338 AVERAGE	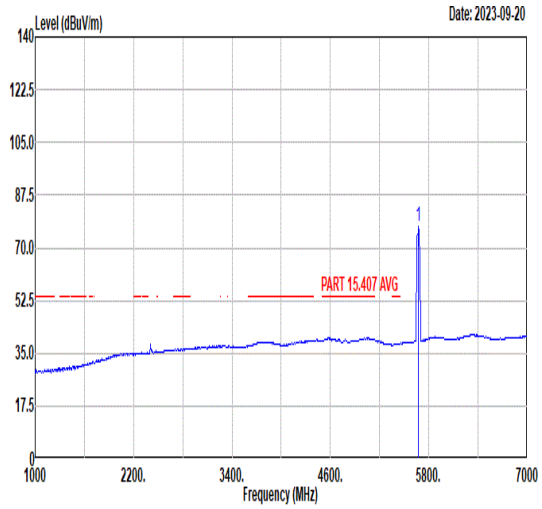 Freq Level Limit Line Margin Read Level Ant Factor Cable Loss Preamp Factor APos TPos Remark MHz dBuV/m dBuV/m dB dBuV dB/m dB dB cm deg 1 5670.00 76.91 ------ ------ 66.82 34.97 8.49 33.37 400 338 AVERAGE

Mode	65	
	Band Edge - R	
	U-NII-2C_5.47-5.725_802.11ax HE40_CH134_Full_5670MHz	
ANT	CDD 0+1	
Pol.	Horizontal	Fundamental
Peak	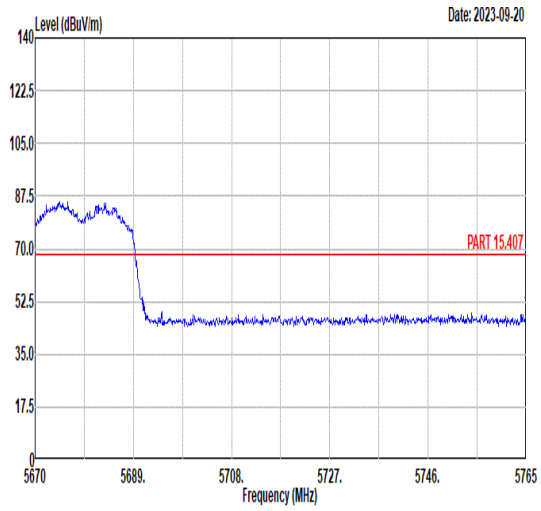 Freq Level Limit Line Margin Read Level Ant Factor Cable Loss Preamp Factor APos TPos Remark MHz dBuV/m dBuV/m dB dBuV dB/m dB dB cm deg 1 5765.00 48.79 68.30 -19.51 38.20 35.12 8.82 33.35 400 338 PEAK	Blank

Mode	65	
	Band Edge - L	
	U-NII-2C_5.47-5.725_802.11ax HE40_CH134_Full_5670MHz	
ANT	CDD 0+1	
Pol.	Vertical	Fundamental
Peak	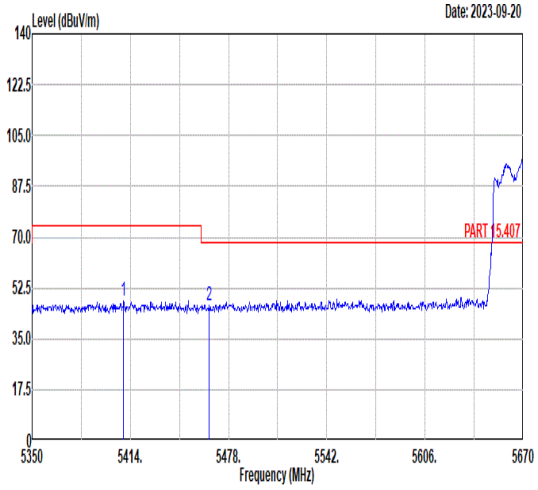 Freq Level Limit Line Margin Read Level Ant Factor Cable Loss Preamp Factor APos TPos Remark MHz dBuV/m dBuV/m dB dBuV dB/m dB dB cm deg 1 5409.52 48.15 74.00 -25.85 38.31 34.63 8.48 33.27 151 26 PEAK 2 5465.52 46.72 68.30 -21.58 37.01 34.67 8.40 33.36 151 26 PEAK	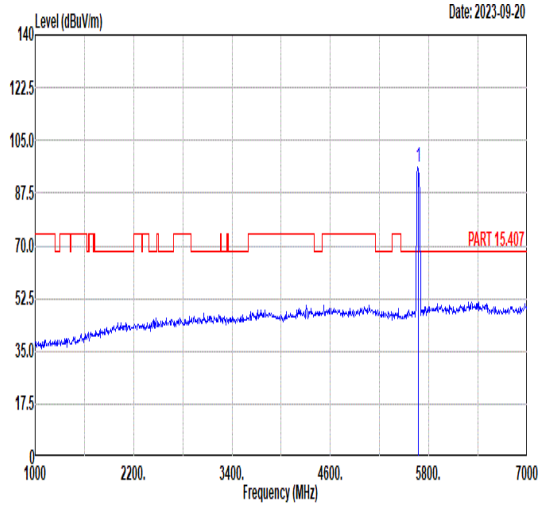 Freq Level Limit Line Margin Read Level Ant Factor Cable Loss Preamp Factor APos TPos Remark MHz dBuV/m dBuV/m dB dBuV dB/m dB dB cm deg 1 5670.00 96.13 ------ ------ 86.11 34.95 8.44 33.37 151 26 PEAK
Avg	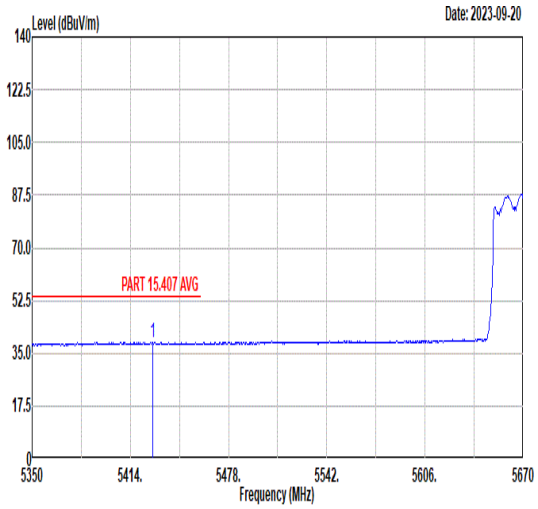 Freq Level Limit Line Margin Read Level Ant Factor Cable Loss Preamp Factor APos TPos Remark MHz dBuV/m dBuV/m dB dBuV dB/m dB dB cm deg 1 5428.40 38.53 54.00 -15.47 28.74 34.64 8.45 33.30 151 26 AVERAGE	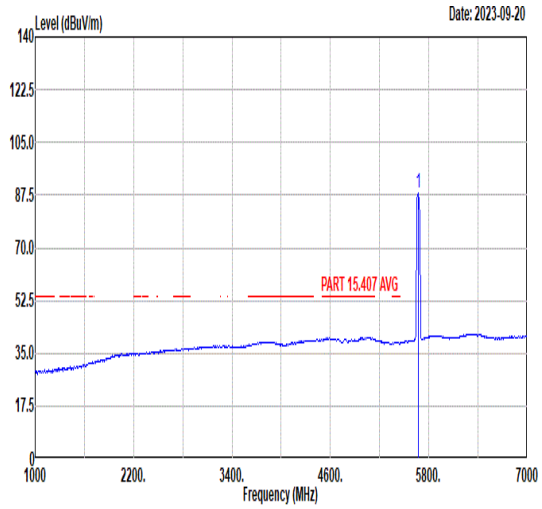 Freq Level Limit Line Margin Read Level Ant Factor Cable Loss Preamp Factor APos TPos Remark MHz dBuV/m dBuV/m dB dBuV dB/m dB dB cm deg 1 5670.00 88.01 ------ ------ 77.96 34.96 8.46 33.37 151 26 AVERAGE

Mode	65	
	Band Edge - R	
	U-NII-2C_5.47-5.725_802.11ax HE40_CH134_Full_5670MHz	
ANT	CDD 0+1	
Pol.	Vertical	Fundamental
Peak	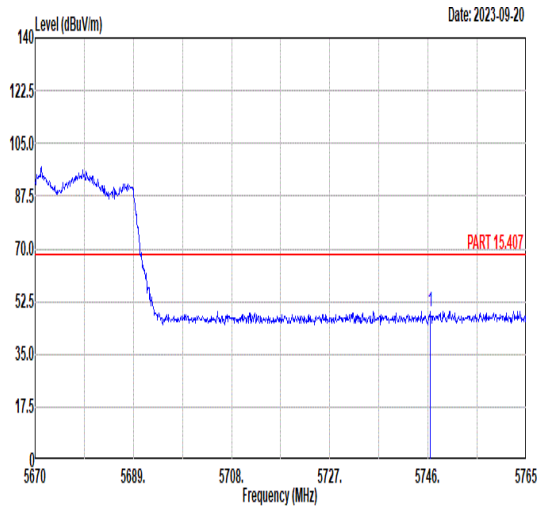 Freq Level Limit Line Margin Read Level Ant Factor Cable Loss Preamp Factor APos TPos Remark MHz dBuV/m dBuV/m dB dBuV dB/m dB dB cm deg 1 5746.38 49.26 68.30 -19.04 38.77 35.09 8.75 33.35 151 26 PEAK	Blank

Mode	65	
	Harmonic	
	U-NII-2C_5.47-5.725_802.11ax HE40_CH134_Full_5670MHz	
ANT	CDD 0+1	
Pol.	Horizontal	Vertical
Peak Avg	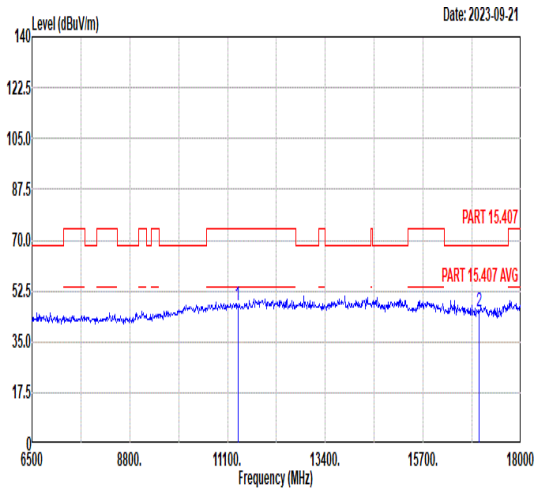 Freq Level Limit Line Margin Read Level Ant Factor Cable Loss Preamp Factor APos TPos Remark MHz dBuV/m dBuV/m dB dBuV dB/m dB dB cm deg 1 11340.00 47.69 74.00 -26.31 55.79 38.44 11.38 57.92 -- -- Peak 2 17010.00 45.39 68.30 -22.91 49.34 41.21 13.12 58.28 -- -- Peak	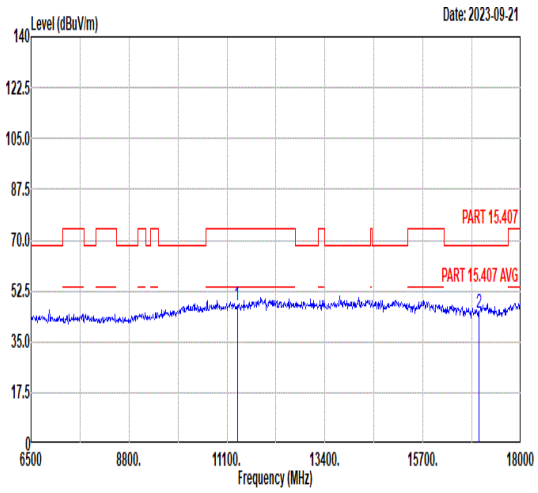 Freq Level Limit Line Margin Read Level Ant Factor Cable Loss Preamp Factor APos TPos Remark MHz dBuV/m dBuV/m dB dBuV dB/m dB dB cm deg 1 11340.00 47.72 74.00 -26.28 55.82 38.44 11.38 57.92 -- -- Peak 2 17010.00 45.03 68.30 -23.27 48.98 41.21 13.12 58.28 -- -- Peak

Mode	66	
	Band Edge - L	
	U-NII-1_5.15-5.25_802.11ax HE80_CH42_Full_5210MHz	
ANT	CDD 0+1	
Pol.	Horizontal	Fundamental
Peak	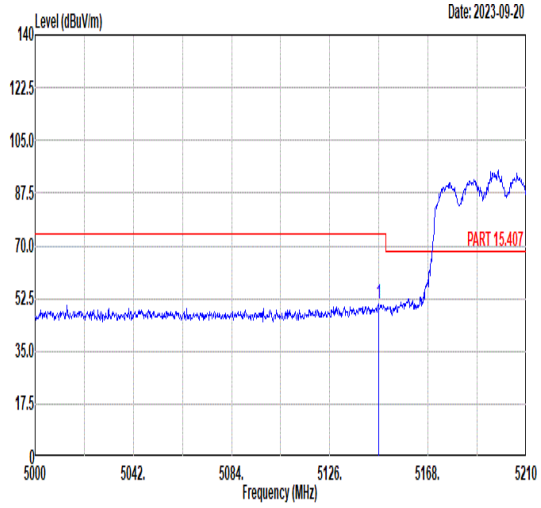 Freq Level Limit Line Margin Read Level Ant Factor Cable Loss Preamp Factor APos TPos Remark MHz dBuV/m dBuV/m dB dBuV dB/m dB dB cm deg 1 5146.79 50.60 74.00 -23.40 41.10 34.42 7.92 32.84 156 153 PEAK	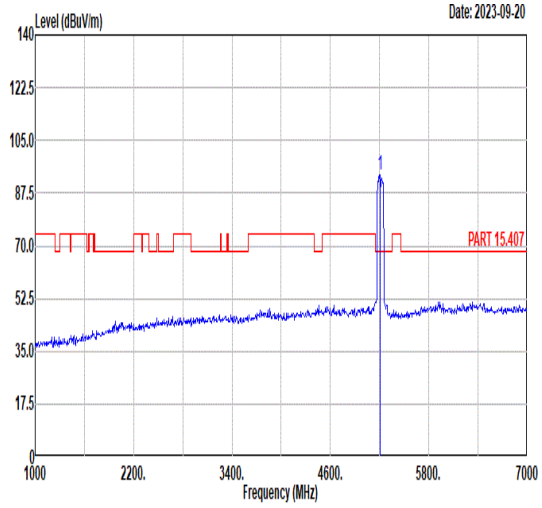 Freq Level Limit Line Margin Read Level Ant Factor Cable Loss Preamp Factor APos TPos Remark MHz dBuV/m dBuV/m dB dBuV dB/m dB dB cm deg 1 5210.00 93.51 ------ ------ 84.02 34.47 7.96 32.94 156 153 PEAK
Avg	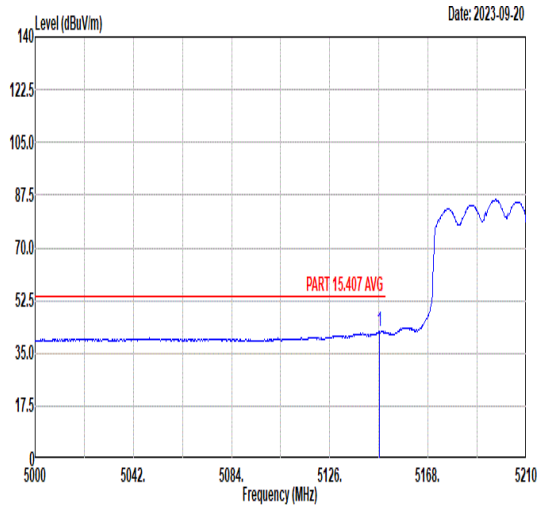 Freq Level Limit Line Margin Read Level Ant Factor Cable Loss Preamp Factor APos TPos Remark MHz dBuV/m dBuV/m dB dBuV dB/m dB dB cm deg 1 5147.21 42.24 54.00 -11.76 32.74 34.42 7.92 32.84 156 153 AVERAGE	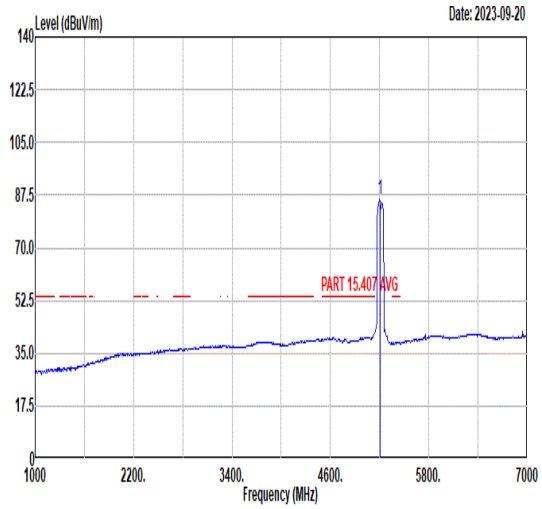 Freq Level Limit Line Margin Read Level Ant Factor Cable Loss Preamp Factor APos TPos Remark MHz dBuV/m dBuV/m dB dBuV dB/m dB dB cm deg 1 5210.00 85.92 ------ ------ 76.43 34.46 7.95 32.92 156 153 AVERAGE

Mode	66	
	Band Edge - R	
	U-NII-1_5.15-5.25_802.11ax HE80_CH42_Full_5210MHz	
ANT	CDD 0+1	
Pol.	Horizontal	Fundamental
Peak	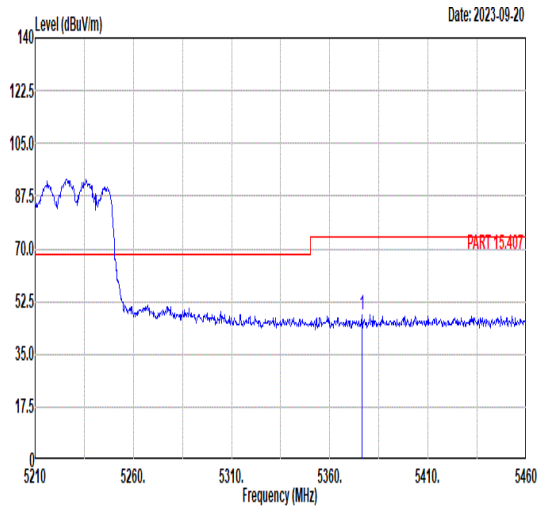 Freq Level Limit Line Margin Read Level Ant Factor Cable Loss Preamp Factor APos TPos Remark MHz dBuV/m dBuV/m dB dBuV dB/m dB dB cm deg 1 5376.25 48.08 74.00 -25.92 38.29 34.60 8.40 33.21 156 153 PEAK	Blank
Avg	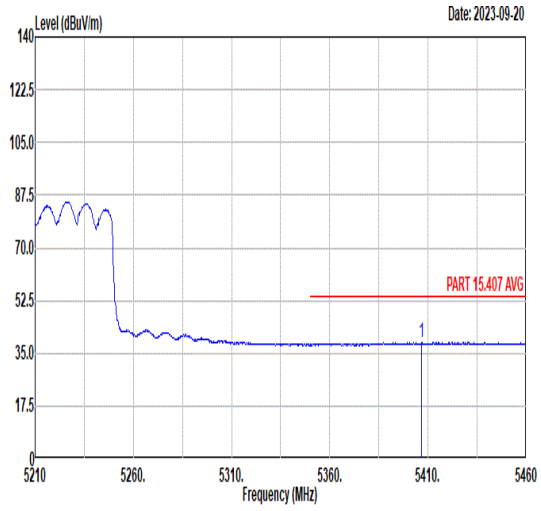 Freq Level Limit Line Margin Read Level Ant Factor Cable Loss Preamp Factor APos TPos Remark MHz dBuV/m dBuV/m dB dBuV dB/m dB dB cm deg 1 5406.75 38.53 54.00 -15.47 28.69 34.62 8.48 33.26 156 153 AVERAGE	Blank

Mode	66	
	Band Edge - L	
	U-NII-1_5.15-5.25_802.11ax HE80_CH42_Full_5210MHz	
ANT	CDD 0+1	
Pol.	Vertical	Fundamental
Peak	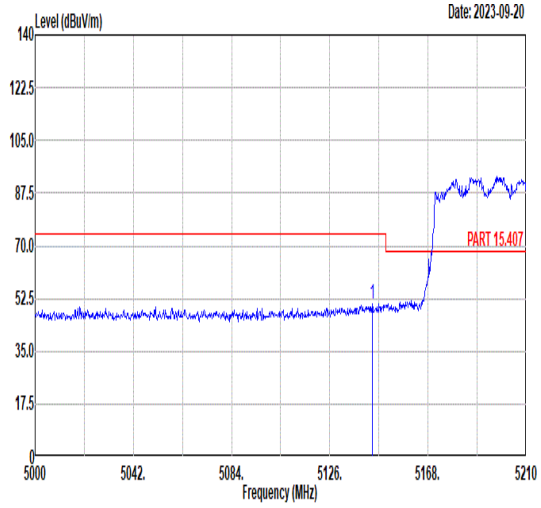 Freq Level Limit Line Margin Read Level Ant Factor Cable Loss Preamp Factor APos TPos Remark MHz dBuV/m dBuV/m dB dBuV dB/m dB dB cm deg 1 5144.27 50.78 74.00 -23.22 41.29 34.42 7.91 32.84 146 21 PEAK	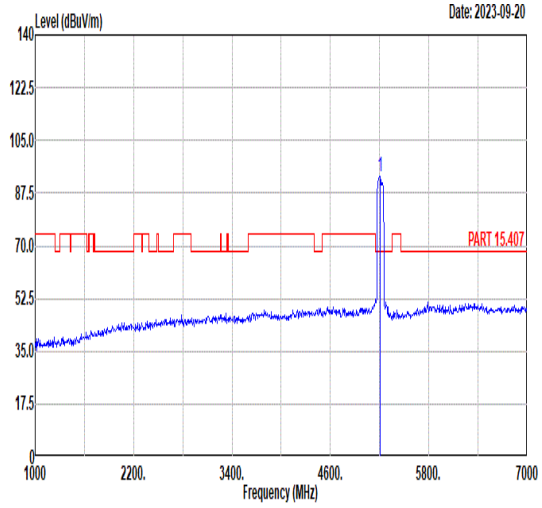 Freq Level Limit Line Margin Read Level Ant Factor Cable Loss Preamp Factor APos TPos Remark MHz dBuV/m dBuV/m dB dBuV dB/m dB dB cm deg 1 5210.00 93.20 ------ ------ 83.71 34.47 7.96 32.94 146 21 PEAK
Avg	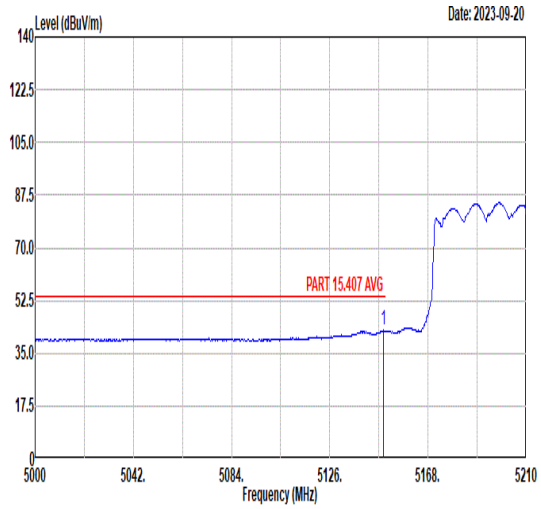 Freq Level Limit Line Margin Read Level Ant Factor Cable Loss Preamp Factor APos TPos Remark MHz dBuV/m dBuV/m dB dBuV dB/m dB dB cm deg 1 5148.89 42.62 54.00 -11.38 33.12 34.42 7.92 32.84 146 21 AVERAGE	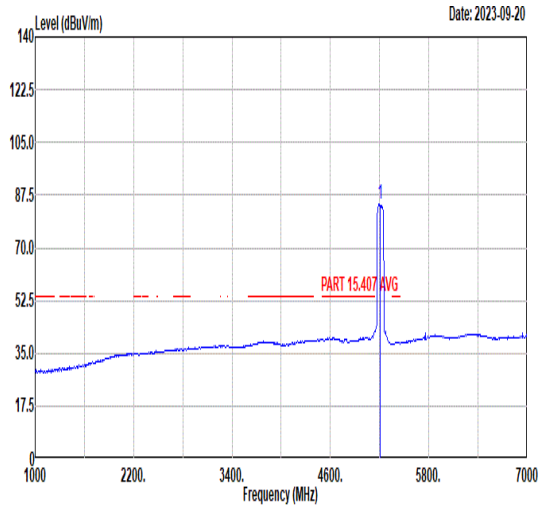 Freq Level Limit Line Margin Read Level Ant Factor Cable Loss Preamp Factor APos TPos Remark MHz dBuV/m dBuV/m dB dBuV dB/m dB dB cm deg 1 5210.00 84.74 ------ ------ 75.26 34.46 7.95 32.93 146 21 AVERAGE

Mode	66	
	Band Edge - R	
	U-NII-1_5.15-5.25_802.11ax HE80_CH42_Full_5210MHz	
ANT	CDD 0+1	
Pol.	Vertical	Fundamental
Peak	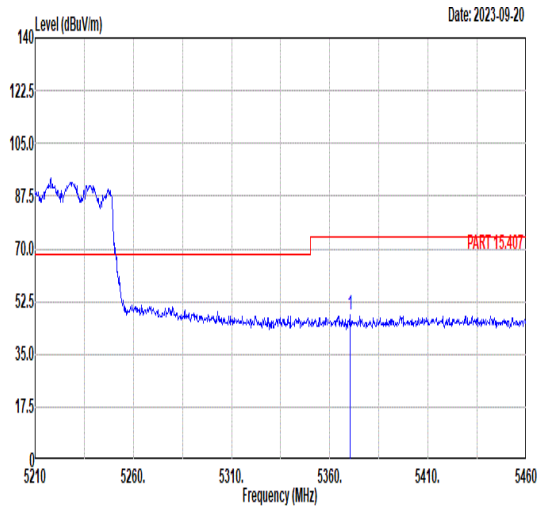 Freq Level Limit Line Margin Read Level Ant Factor Cable Loss Preamp Factor APos TPos Remark MHz dBuV/m dBuV/m dB dBuV dB/m dB dB cm deg 1 5370.25 48.19 74.00 -25.81 38.42 34.59 8.38 33.20 146 21 PEAK	Blank
Avg	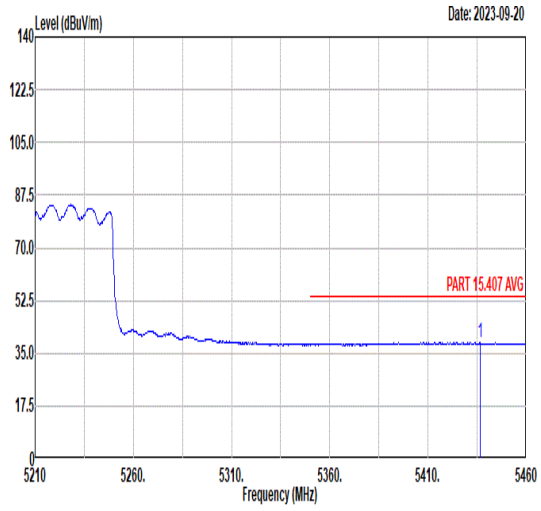 Freq Level Limit Line Margin Read Level Ant Factor Cable Loss Preamp Factor APos TPos Remark MHz dBuV/m dBuV/m dB dBuV dB/m dB dB cm deg 1 5436.50 38.50 54.00 -15.50 28.72 34.65 8.44 33.31 146 21 AVERAGE	Blank

Mode	66	
	Harmonic	
	U-NII-1_5.15-5.25_802.11ax HE80_CH42_Full_5210MHz	
ANT	CDD 0+1	
Pol.	Horizontal	Vertical
Peak Avg	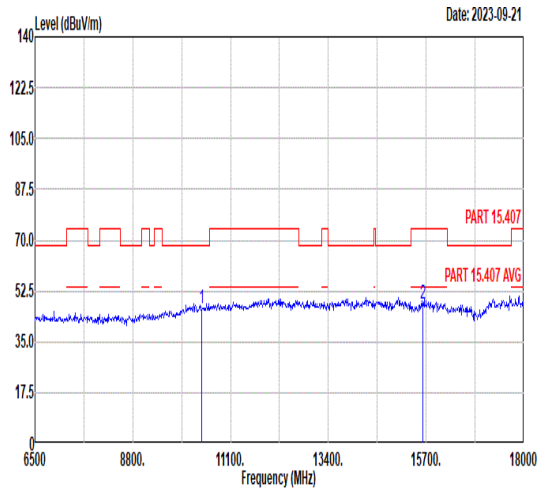 Freq Level Limit Line Margin Read Level Ant Factor Cable Loss Preamp Factor APos TPos Remark MHz dBuV/m dBuV/m dB dBuV dB/m dB dB cm deg 1 10420.00 46.38 68.30 -21.92 56.89 37.65 10.77 58.93 -- -- Peak 2 15630.00 47.99 74.00 -26.01 53.71 40.59 12.72 59.03 -- -- Peak	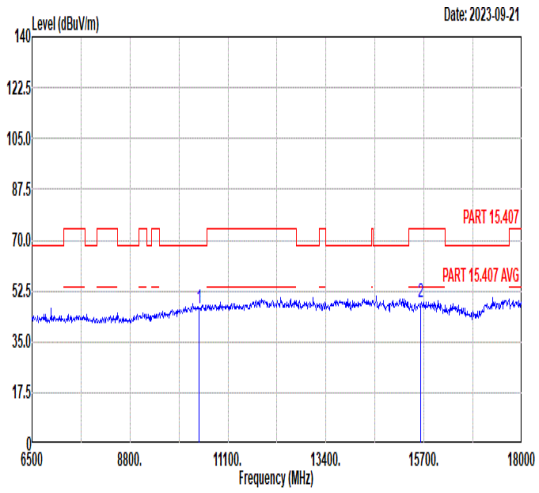 Freq Level Limit Line Margin Read Level Ant Factor Cable Loss Preamp Factor APos TPos Remark MHz dBuV/m dBuV/m dB dBuV dB/m dB dB cm deg 1 10420.00 46.35 68.30 -21.95 56.86 37.65 10.77 58.93 -- -- Peak 2 15630.00 48.61 74.00 -25.39 54.33 40.59 12.72 59.03 -- -- Peak

Mode	67	
	Band Edge - L	
	U-NII-2A_5.25-5.35_802.11ax HE80_CH58_Full_5290MHz	
ANT	CDD 0+1	
Pol.	Horizontal	Fundamental
Peak	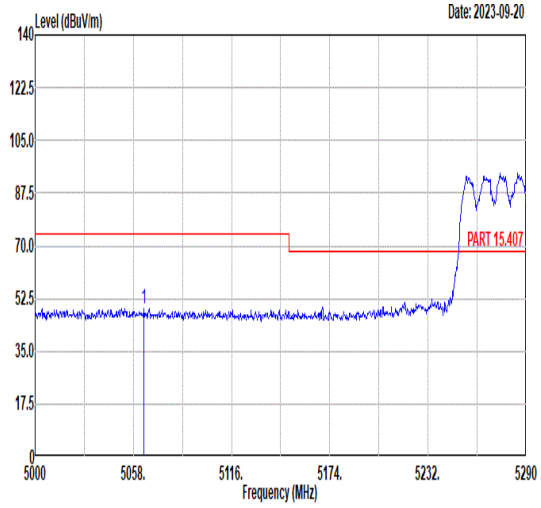 Freq Level Limit Line Margin Read Level Ant Factor Cable Loss Preamp Factor APos TPos Remark MHz dBuV/m dBuV/m dB dBuV dB/m dB dB cm deg 1 5064.38 49.28 74.00 -24.72 39.78 34.35 7.86 32.71 169 159 PEAK	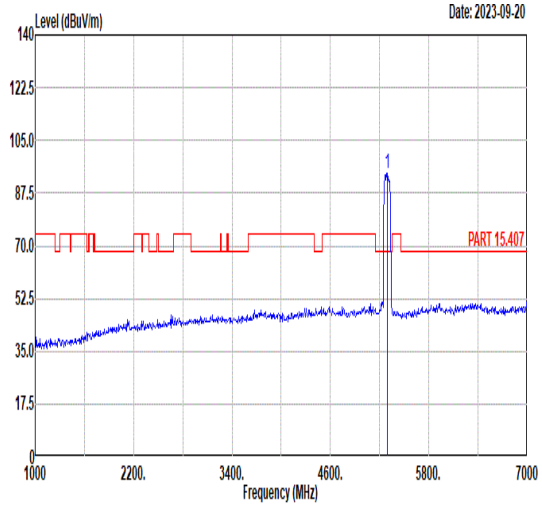 Freq Level Limit Line Margin Read Level Ant Factor Cable Loss Preamp Factor APos TPos Remark MHz dBuV/m dBuV/m dB dBuV dB/m dB dB cm deg 1 5290.00 94.02 ------ ------ 84.38 34.54 8.18 33.08 169 159 PEAK
Avg	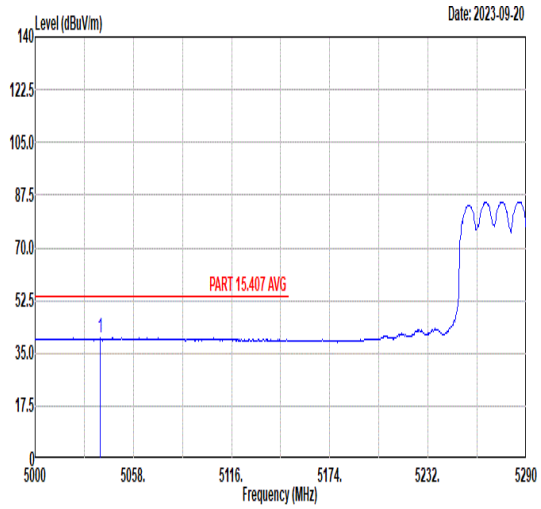 Freq Level Limit Line Margin Read Level Ant Factor Cable Loss Preamp Factor APos TPos Remark MHz dBuV/m dBuV/m dB dBuV dB/m dB dB cm deg 1 5038.57 40.02 54.00 -13.98 30.52 34.33 7.84 32.67 169 159 AVERAGE	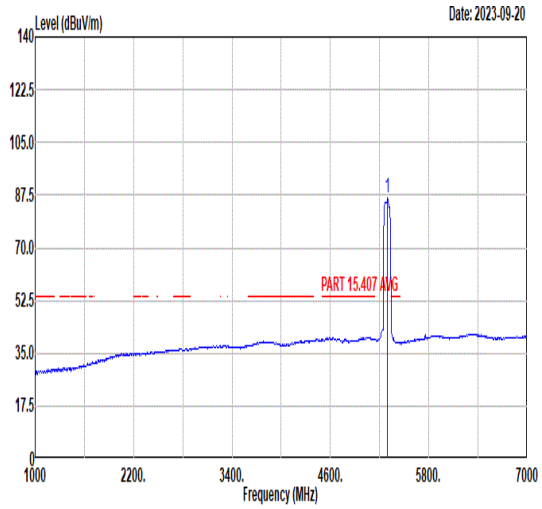 Freq Level Limit Line Margin Read Level Ant Factor Cable Loss Preamp Factor APos TPos Remark MHz dBuV/m dBuV/m dB dBuV dB/m dB dB cm deg 1 5290.00 86.52 ------ ------ 76.88 34.54 8.18 33.08 169 159 AVERAGE

Mode	67	
	Band Edge - R	
	U-NII-2A_5.25-5.35_802.11ax HE80_CH58_Full_5290MHz	
ANT	CDD 0+1	
Pol.	Horizontal	Fundamental
Peak	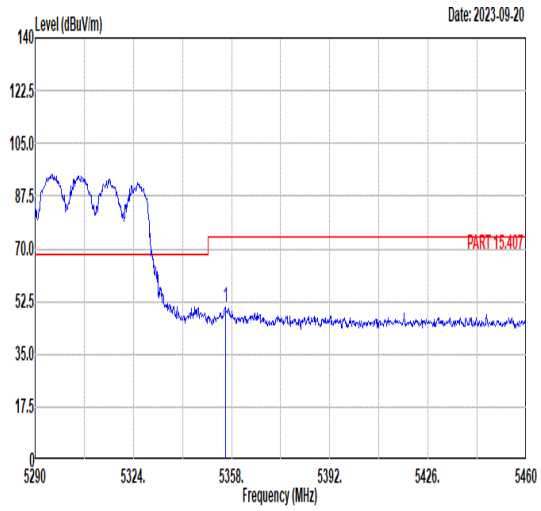 Freq Level Limit Line Margin Read Level Ant Factor Cable Loss Preamp Factor APos TPos Remark MHz dBuV/m dBuV/m dB dBuV dB/m dB dB cm deg 1 5355.79 50.81 74.00 -23.19 41.07 34.58 8.34 33.18 169 159 PEAK	Blank
Avg	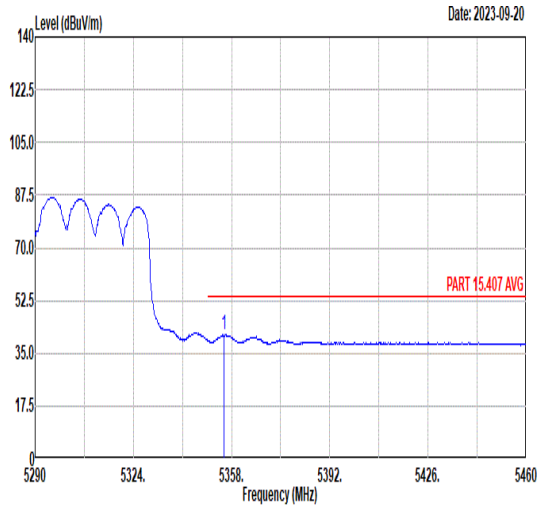 Freq Level Limit Line Margin Read Level Ant Factor Cable Loss Preamp Factor APos TPos Remark MHz dBuV/m dBuV/m dB dBuV dB/m dB dB cm deg 1 5355.28 41.17 54.00 -12.83 31.43 34.58 8.34 33.18 169 159 AVERAGE	Blank

Mode	67	
	Band Edge - L	
	U-NII-2A_5.25-5.35_802.11ax HE80_CH58_Full_5290MHz	
ANT	CDD 0+1	
Pol.	Vertical	Fundamental
Peak	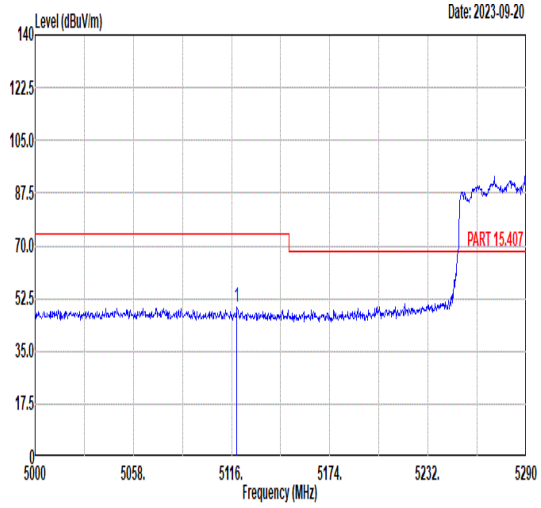 Freq Level Limit Line Margin Read Level Ant Factor Cable Loss Preamp Factor APos TPos Remark MHz dBuV/m dBuV/m dB dBuV dB/m dB dB cm deg 1 5119.19 49.57 74.00 -24.43 40.07 34.40 7.90 32.80 200 100 PEAK	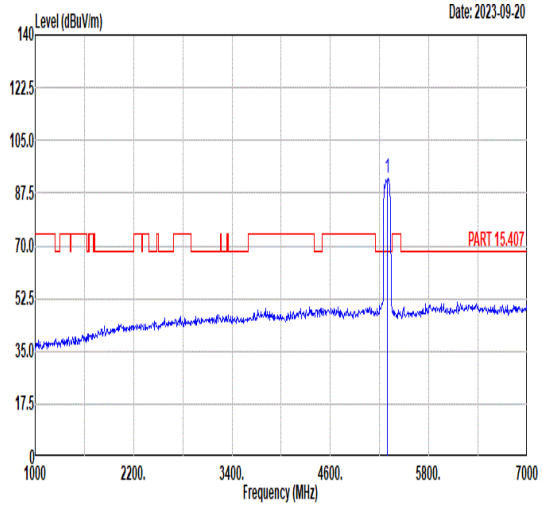 Freq Level Limit Line Margin Read Level Ant Factor Cable Loss Preamp Factor APos TPos Remark MHz dBuV/m dBuV/m dB dBuV dB/m dB dB cm deg 1 5290.00 92.50 ------ ------ 82.85 34.54 8.20 33.09 200 100 PEAK
Avg	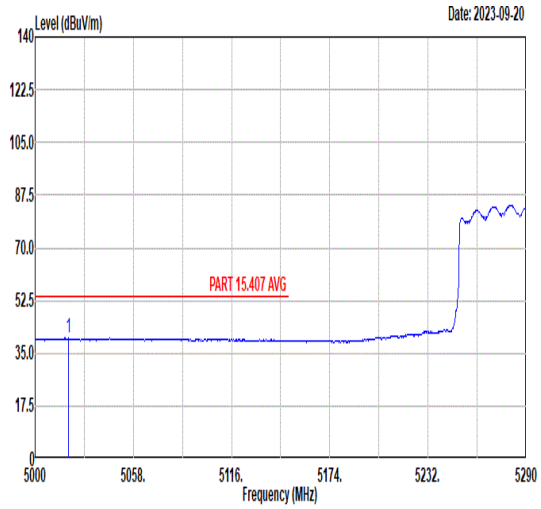 Freq Level Limit Line Margin Read Level Ant Factor Cable Loss Preamp Factor APos TPos Remark MHz dBuV/m dBuV/m dB dBuV dB/m dB dB cm deg 1 5019.72 40.03 54.00 -13.97 30.52 34.32 7.83 32.64 200 100 AVERAGE	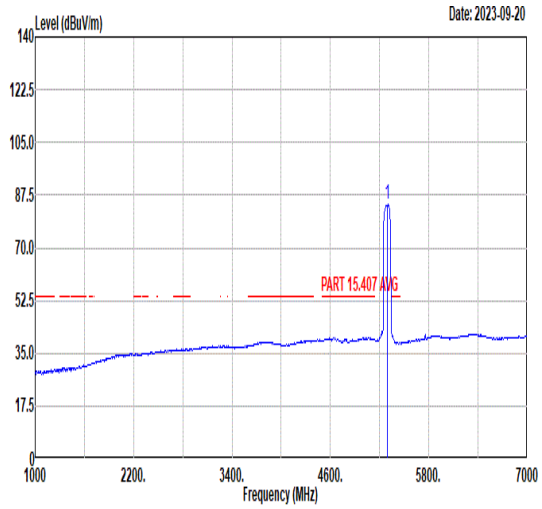 Freq Level Limit Line Margin Read Level Ant Factor Cable Loss Preamp Factor APos TPos Remark MHz dBuV/m dBuV/m dB dBuV dB/m dB dB cm deg 1 5290.00 84.58 ------ ------ 74.93 34.54 8.20 33.09 200 100 AVERAGE

Mode	67	
	Band Edge - R	
	U-NII-2A_5.25-5.35_802.11ax HE80_CH58_Full_5290MHz	
ANT	CDD 0+1	
Pol.	Vertical	Fundamental
Peak	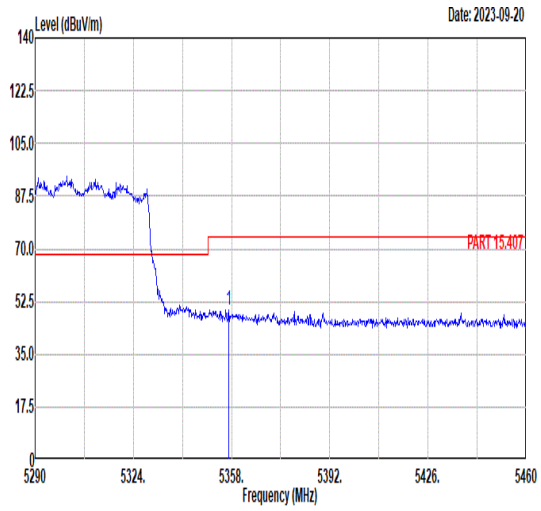 Freq Level Limit Line Margin Read Level Ant Factor Cable Loss Preamp Factor APos TPos Remark MHz dBuV/m dBuV/m dB dBuV dB/m dB dB cm deg 1 5356.98 49.75 74.00 -24.25 40.00 34.58 8.35 33.18 200 100 PEAK	Blank
Avg	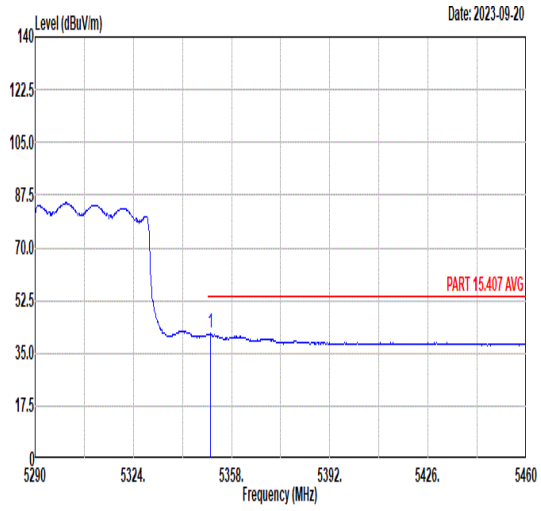 Freq Level Limit Line Margin Read Level Ant Factor Cable Loss Preamp Factor APos TPos Remark MHz dBuV/m dBuV/m dB dBuV dB/m dB dB cm deg 1 5350.69 41.56 54.00 -12.44 31.82 34.58 8.33 33.17 200 100 AVERAGE	Blank

Mode	67	
	Harmonic	
	U-NII-2A_5.25-5.35_802.11ax HE80_CH58_Full_5290MHz	
ANT	CDD 0+1	
Pol.	Horizontal	Vertical
Peak Avg	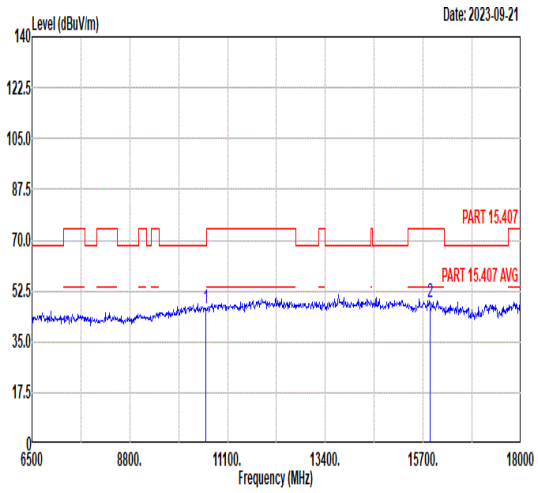 Freq Level Limit Line Margin Read Level Ant Factor Cable Loss Preamp Factor APos TPos Remark MHz dBuV/m dBuV/m dB dBuV dB/m dB dB cm deg 1 10580.00 46.42 68.30 -21.88 56.53 37.76 10.89 58.76 -- -- Peak 2 15870.00 48.44 74.00 -25.56 54.34 40.66 12.71 59.27 -- -- Peak	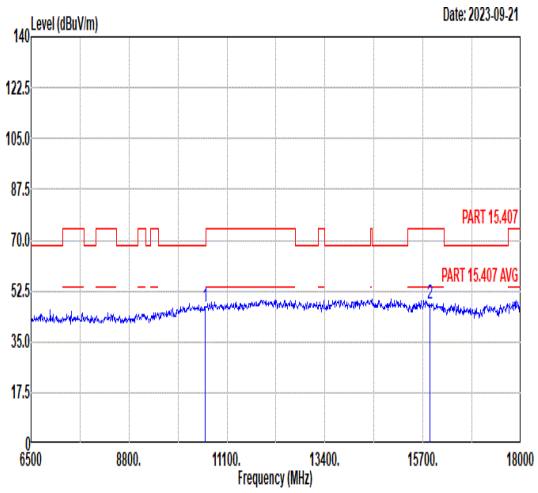 Freq Level Limit Line Margin Read Level Ant Factor Cable Loss Preamp Factor APos TPos Remark MHz dBuV/m dBuV/m dB dBuV dB/m dB dB cm deg 1 10580.00 47.25 68.30 -21.05 57.36 37.76 10.89 58.76 -- -- Peak 2 15870.00 48.16 74.00 -25.84 54.06 40.66 12.71 59.27 -- -- Peak

Mode	68
	Band Edge - L
	U-NII-2C_5.47-5.725_802.11ax HE80_CH106_Full_5530MHz
ANT	CDD 0+1

Pol.	Horizontal	Fundamental
Peak	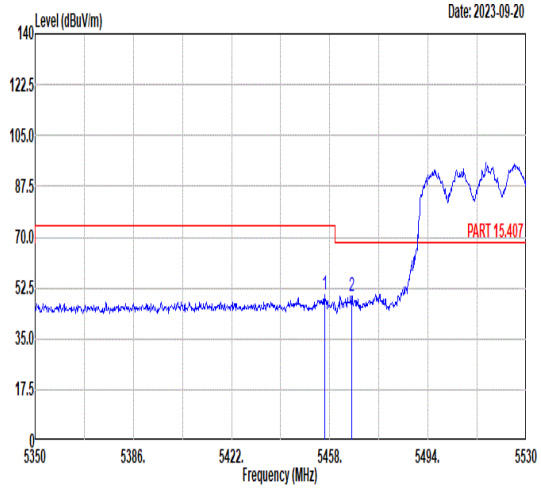 Freq Level Limit Line Margin Read Level Ant Factor Cable Loss Preamp Factor APos TPos Remark MHz dBuV/m dBuV/m dB dBuV dB/m dB dB cm deg 1 5456.02 50.01 74.00 -23.99 40.28 34.66 8.41 33.34 187 141 PEAK 2 5466.10 49.79 68.30 -18.51 40.08 34.67 8.40 33.36 187 141 PEAK	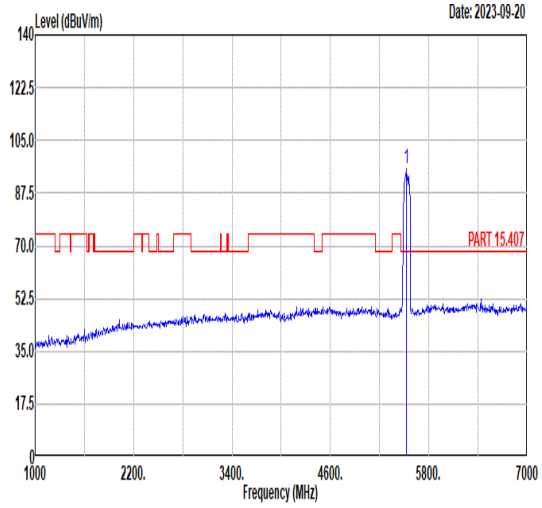 Freq Level Limit Line Margin Read Level Ant Factor Cable Loss Preamp Factor APos TPos Remark MHz dBuV/m dBuV/m dB dBuV dB/m dB dB cm deg 1 5530.00 95.72 ------ ------ 86.06 34.73 8.32 33.39 187 141 PEAK
Avg	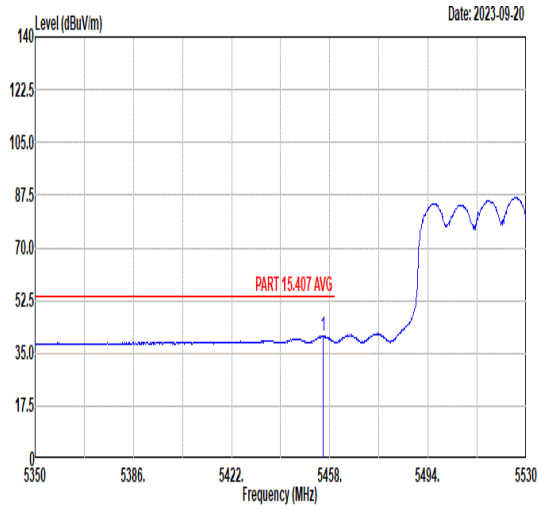 Freq Level Limit Line Margin Read Level Ant Factor Cable Loss Preamp Factor APos TPos Remark MHz dBuV/m dBuV/m dB dBuV dB/m dB dB cm deg 1 5455.48 40.61 54.00 -13.39 30.87 34.66 8.42 33.34 187 141 AVERAGE	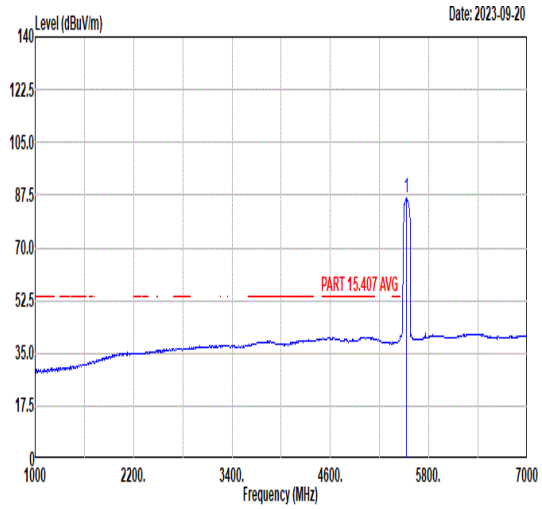 Freq Level Limit Line Margin Read Level Ant Factor Cable Loss Preamp Factor APos TPos Remark MHz dBuV/m dBuV/m dB dBuV dB/m dB dB cm deg 1 5530.00 86.67 ------ ------ 77.01 34.73 8.32 33.39 187 141 AVERAGE

Mode	68	
	Band Edge - R	
	U-NII-2C_5.47-5.725_802.11ax HE80_CH106_Full_5530MHz	
ANT	CDD 0+1	
Pol.	Horizontal	Fundamental
Peak	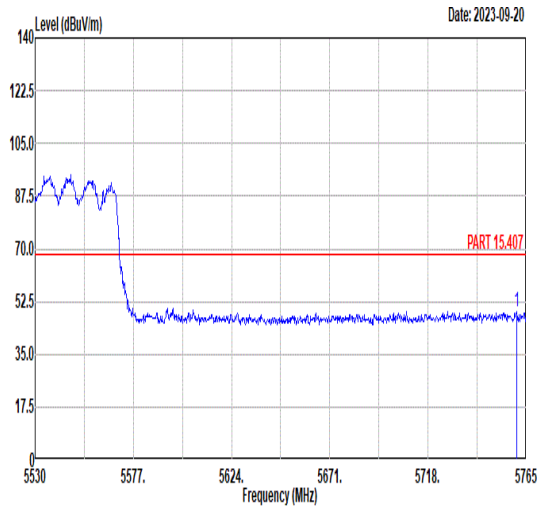 Freq Level Limit Line Margin Read Level Ant Factor Cable Loss Preamp Factor APos TPos Remark MHz dBuV/m dBuV/m dB dBuV dB/m dB dB cm deg 1 5760.30 49.28 68.30 -19.02 38.72 35.11 8.80 33.35 187 141 PEAK	Blank

Mode	68
	Band Edge - L
	U-NII-2C_5.47-5.725_802.11ax HE80_CH106_Full_5530MHz
ANT	CDD 0+1

Pol.	Vertical	Fundamental
Peak	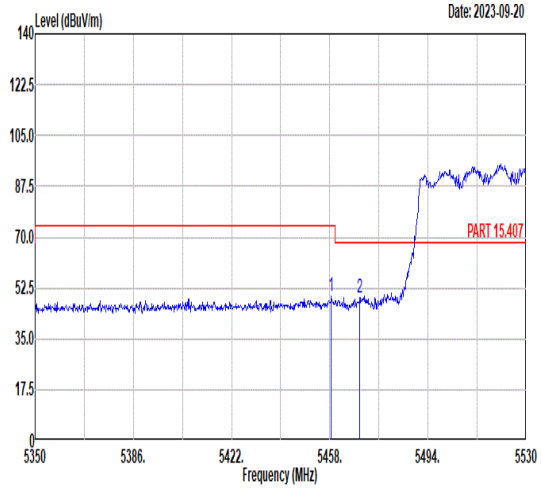 Freq Level Limit Line Margin Read Level Ant Factor Cable Loss Preamp Factor APos TPos Remark MHz dBuV/m dBuV/m dB dBuV dB/m dB dB cm deg 1 5458.54 49.83 74.00 -24.17 40.11 34.66 8.41 33.35 197 97 PEAK 2 5468.98 49.19 68.30 -19.11 39.48 34.67 8.40 33.36 197 97 PEAK	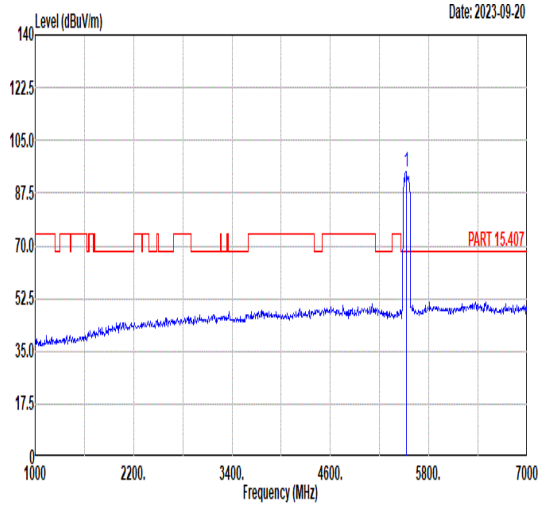 Freq Level Limit Line Margin Read Level Ant Factor Cable Loss Preamp Factor APos TPos Remark MHz dBuV/m dBuV/m dB dBuV dB/m dB dB cm deg 1 5530.00 94.82 ------ ------ 85.16 34.73 8.32 33.39 197 97 PEAK
Avg	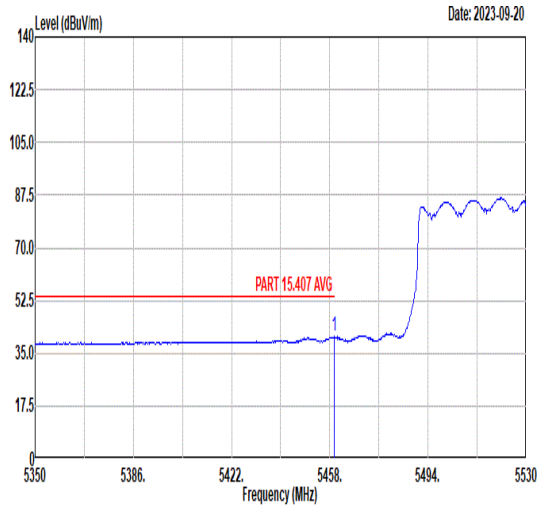 Freq Level Limit Line Margin Read Level Ant Factor Cable Loss Preamp Factor APos TPos Remark MHz dBuV/m dBuV/m dB dBuV dB/m dB dB cm deg 1 5459.62 40.42 54.00 -13.58 30.70 34.66 8.41 33.35 197 97 AVERAGE	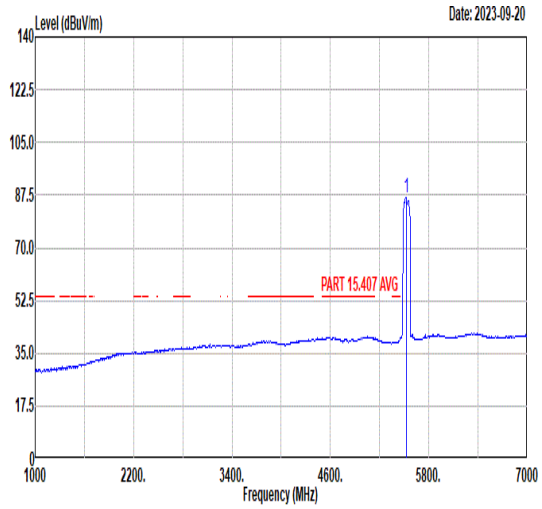 Freq Level Limit Line Margin Read Level Ant Factor Cable Loss Preamp Factor APos TPos Remark MHz dBuV/m dBuV/m dB dBuV dB/m dB dB cm deg 1 5530.00 86.47 ------ ------ 76.82 34.72 8.33 33.40 197 97 AVERAGE

Mode	68	
	Band Edge - R	
	U-NII-2C_5.47-5.725_802.11ax HE80_CH106_Full_5530MHz	
ANT	CDD 0+1	
Pol.	Vertical	Fundamental
Peak	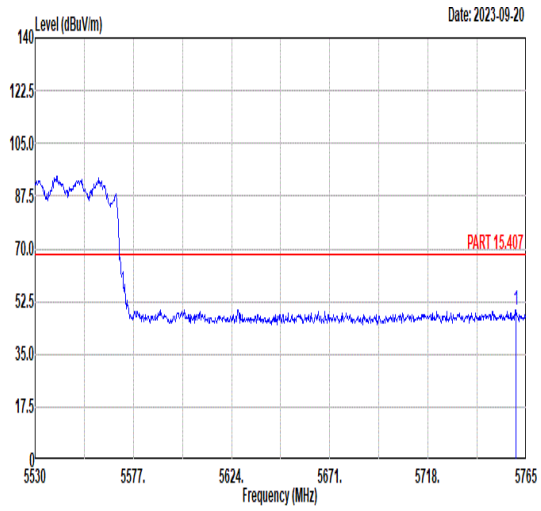 Freq Level Limit Line Margin Read Level Ant Factor Cable Loss Preamp Factor APos TPos Remark MHz dBuV/m dBuV/m dB dBuV dB/m dB dB cm deg 1 5760.07 49.80 68.30 -18.50 39.24 35.11 8.80 33.35 197 97 PEAK	Blank

Mode	68	
	Harmonic	
	U-NII-2C_5.47-5.725_802.11ax HE80_CH106_Full_5530MHz	
ANT	CDD 0+1	
Pol.	Horizontal	Vertical
Peak Avg	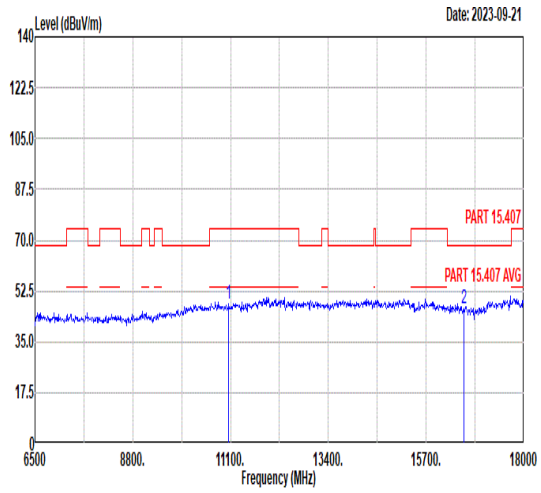 Freq Level Limit Line Margin Read Level Ant Factor Cable Loss Preamp Factor APos TPos Remark MHz dBuV/m dBuV/m dB dBuV dB/m dB dB cm deg 1 11060.00 48.07 74.00 -25.93 56.90 38.16 11.24 58.23 -- -- Peak 2 16590.00 46.45 68.30 -21.85 51.25 41.00 12.95 58.75 -- -- Peak	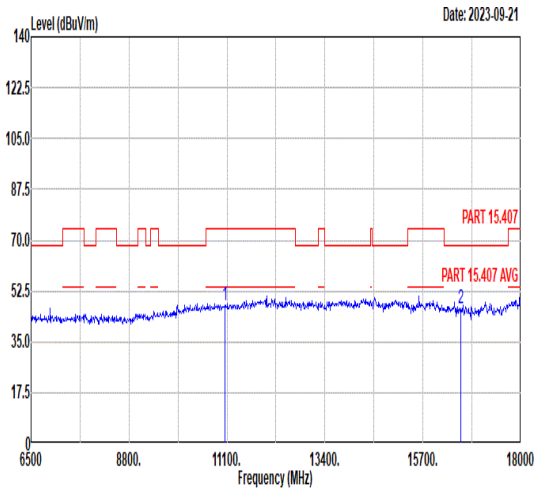 Freq Level Limit Line Margin Read Level Ant Factor Cable Loss Preamp Factor APos TPos Remark MHz dBuV/m dBuV/m dB dBuV dB/m dB dB cm deg 1 11060.00 47.71 74.00 -26.29 56.54 38.16 11.24 58.23 -- -- Peak 2 16590.00 46.62 68.30 -21.68 51.42 41.00 12.95 58.75 -- -- Peak

Mode	69
	Band Edge - L
	U-NII-2C_5.47-5.725_802.11ax HE80_CH122_Full_5610MHz
ANT	CDD 0+1

Pol.	Horizontal	Fundamental
Peak	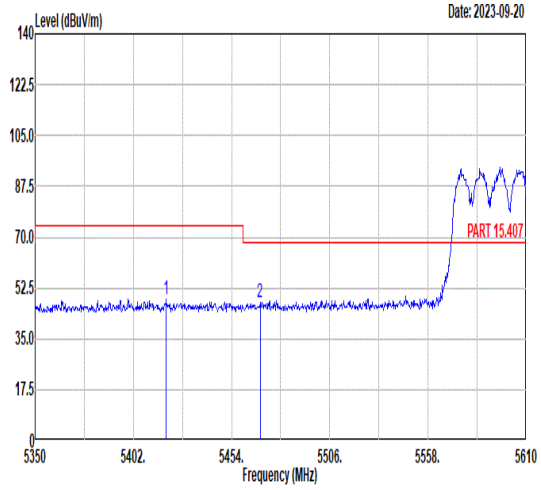 Freq Level Limit Line Margin Read Level Ant Factor Cable Loss Preamp Factor APos TPos Remark MHz dBuV/m dBuV/m dB dBuV dB/m dB dB cm deg 1 5419.42 48.58 74.00 -25.42 38.77 34.63 8.46 33.28 185 144 PEAK 2 5469.08 47.72 68.30 -20.58 38.01 34.67 8.40 33.36 185 144 PEAK	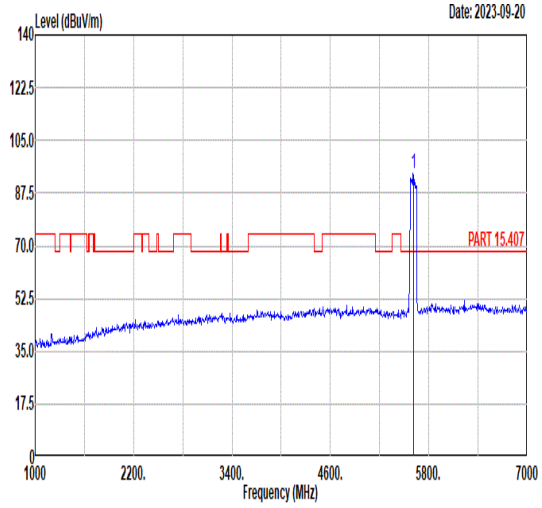 Freq Level Limit Line Margin Read Level Ant Factor Cable Loss Preamp Factor APos TPos Remark MHz dBuV/m dBuV/m dB dBuV dB/m dB dB cm deg 1 5610.00 93.89 ------ ------ 84.16 34.87 8.24 33.38 185 144 PEAK
Avg	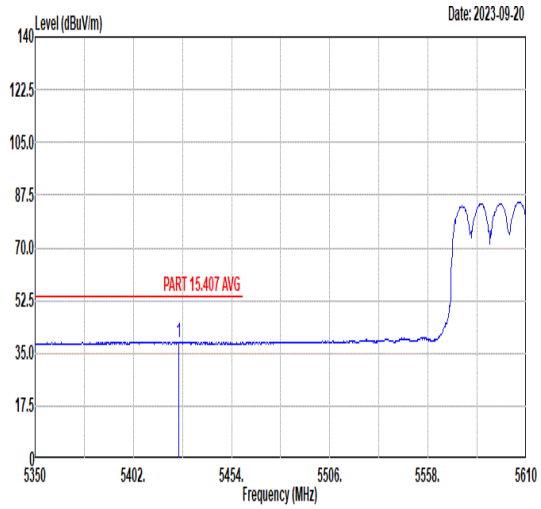 Freq Level Limit Line Margin Read Level Ant Factor Cable Loss Preamp Factor APos TPos Remark MHz dBuV/m dBuV/m dB dBuV dB/m dB dB cm deg 1 5426.18 38.71 54.00 -15.29 28.91 34.64 8.45 33.29 185 144 AVERAGE	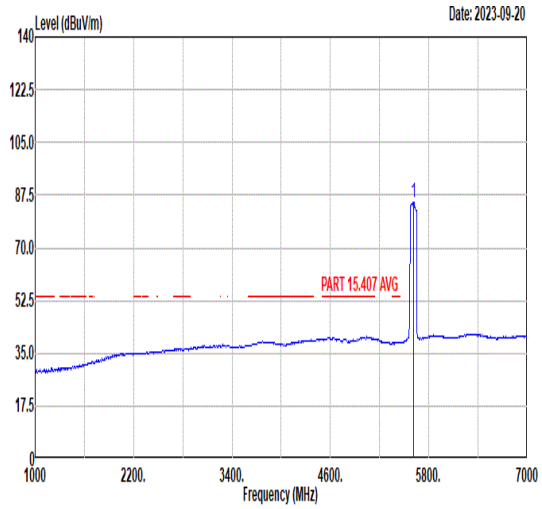 Freq Level Limit Line Margin Read Level Ant Factor Cable Loss Preamp Factor APos TPos Remark MHz dBuV/m dBuV/m dB dBuV dB/m dB dB cm deg 1 5610.00 85.32 ------ ------ 75.59 34.87 8.24 33.38 185 144 AVERAGE

Mode	69	
	Band Edge - R	
	U-NII-2C_5.47-5.725_802.11ax HE80_CH122_Full_5610MHz	
ANT	CDD 0+1	
Pol.	Horizontal	Fundamental
Peak	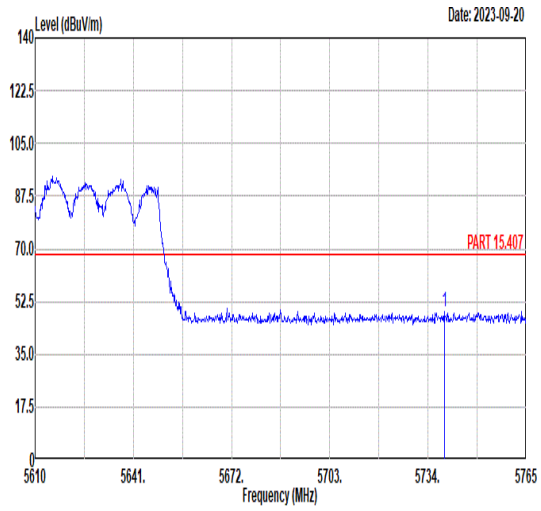 Freq Level Limit Line Margin Read Level Ant Factor Cable Loss Preamp Factor APos TPos Remark MHz dBuV/m dBuV/m dB dBuV dB/m dB dB cm deg 1 5739.12 49.20 68.30 -19.10 38.74 35.08 8.73 33.35 185 144 PEAK	Blank

Mode	69	
	Band Edge - L	
	U-NII-2C_5.47-5.725_802.11ax HE80_CH122_Full_5610MHz	
ANT	CDD 0+1	
Pol.	Vertical	Fundamental
Peak	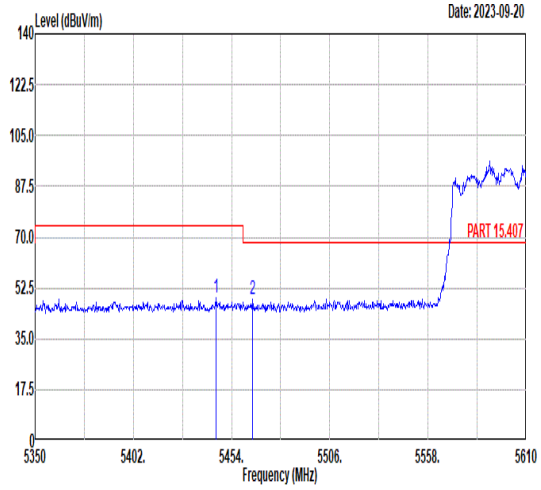 Freq Level Limit Line Margin Read Level Ant Factor Cable Loss Preamp Factor APos TPos Remark MHz dBuV/m dBuV/m dB dBuV dB/m dB dB cm deg 1 5445.94 49.28 74.00 -24.72 39.53 34.65 8.43 33.33 202 98 PEAK 2 5465.18 48.60 68.30 -19.70 38.89 34.67 8.40 33.36 202 98 PEAK	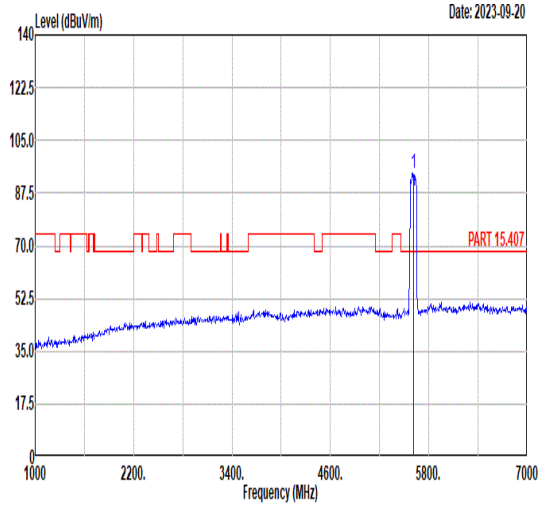 Freq Level Limit Line Margin Read Level Ant Factor Cable Loss Preamp Factor APos TPos Remark MHz dBuV/m dBuV/m dB dBuV dB/m dB dB cm deg 1 5610.00 94.29 ------ ------ 84.59 34.85 8.23 33.38 202 98 PEAK
Avg	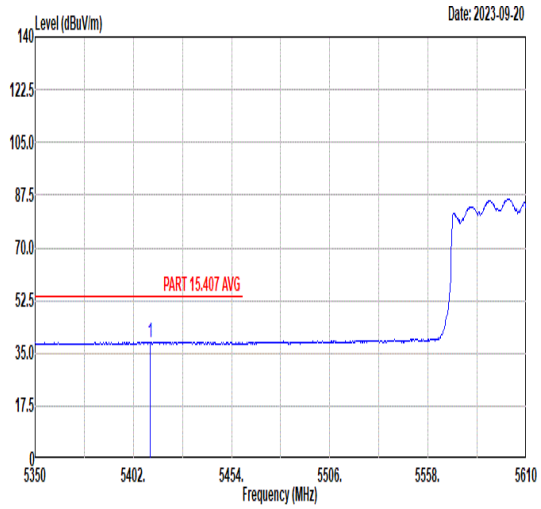 Freq Level Limit Line Margin Read Level Ant Factor Cable Loss Preamp Factor APos TPos Remark MHz dBuV/m dBuV/m dB dBuV dB/m dB dB cm deg 1 5410.84 38.68 54.00 -15.32 28.85 34.63 8.47 33.27 202 98 AVERAGE	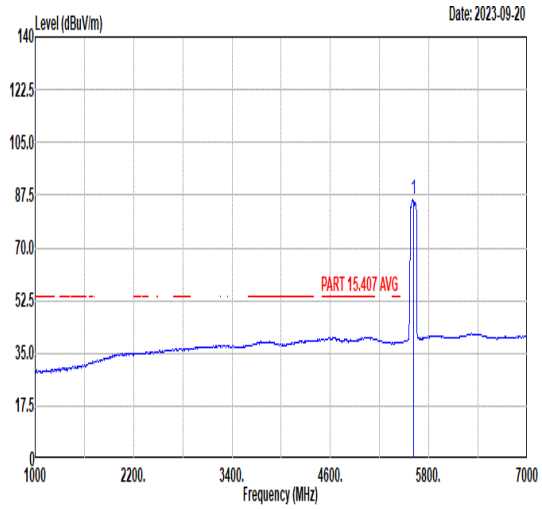 Freq Level Limit Line Margin Read Level Ant Factor Cable Loss Preamp Factor APos TPos Remark MHz dBuV/m dBuV/m dB dBuV dB/m dB dB cm deg 1 5610.00 86.08 ------ ------ 76.38 34.86 8.22 33.38 202 98 AVERAGE

Mode	69	
	Band Edge - R	
	U-NII-2C_5.47-5.725_802.11ax HE80_CH122_Full_5610MHz	
ANT	CDD 0+1	
Pol.	Vertical	Fundamental
Peak	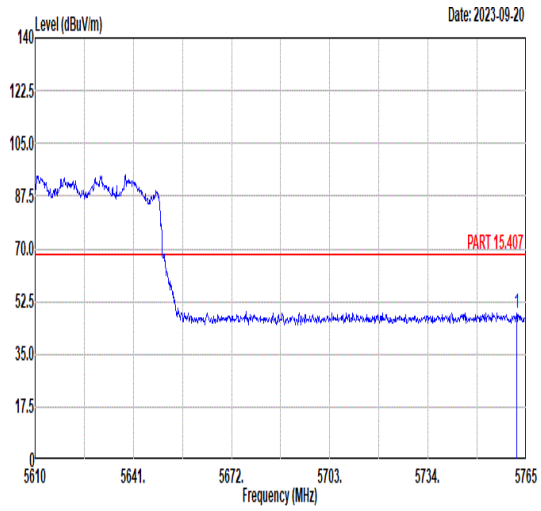 Freq Level Limit Line Margin Read Level Ant Factor Cable Loss Preamp Factor APos TPos Remark MHz dBuV/m dBuV/m dB dBuV dB/m dB dB cm deg 1 5761.90 48.72 68.30 -19.58 38.14 35.12 8.81 33.35 202 98 PEAK	Blank

Mode	69	
	Harmonic	
	U-NII-2C_5.47-5.725_802.11ax HE80_CH122_Full_5610MHz	
ANT	CDD 0+1	
Pol.	Horizontal	Vertical
Peak Avg	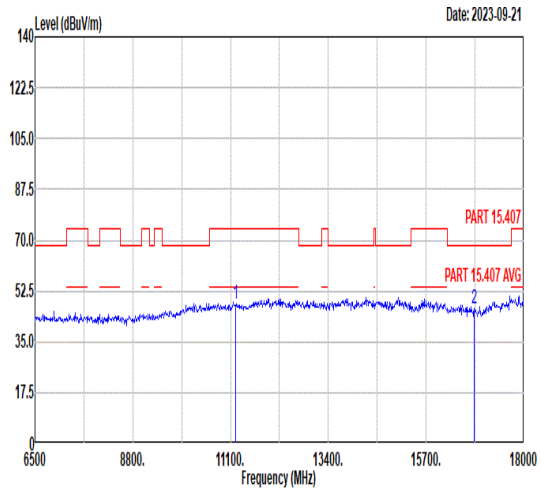 Freq Level Limit Line Margin Read Level Ant Factor Cable Loss Preamp Factor APos TPos Remark MHz dBuV/m dBuV/m dB dBuV dB/m dB dB cm deg 1 11220.00 48.30 74.00 -25.70 56.71 38.32 11.32 58.05 -- -- Peak 2 16830.00 46.69 68.30 -21.61 51.00 41.12 13.05 58.48 -- -- Peak	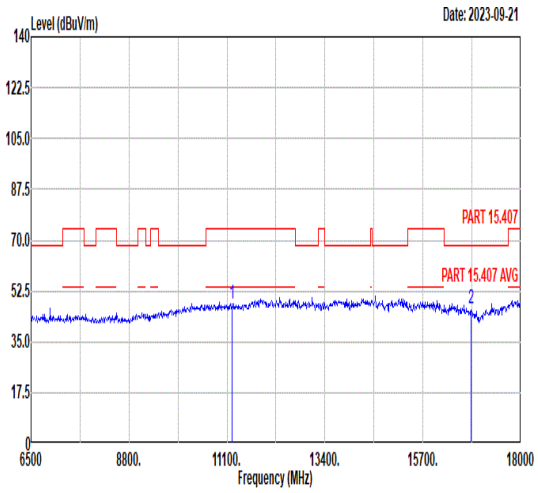 Freq Level Limit Line Margin Read Level Ant Factor Cable Loss Preamp Factor APos TPos Remark MHz dBuV/m dBuV/m dB dBuV dB/m dB dB cm deg 1 11220.00 48.11 74.00 -25.89 56.52 38.32 11.32 58.05 -- -- Peak 2 16830.00 46.48 68.30 -21.82 50.79 41.12 13.05 58.48 -- -- Peak

Mode	70	
	Band Edge - L	
	U-NII-2A_5.15-5.35_802.11ax HE160_CH50_Full_5250MHz	
ANT	CDD 0+1	
Pol.	Horizontal	Fundamental
Peak	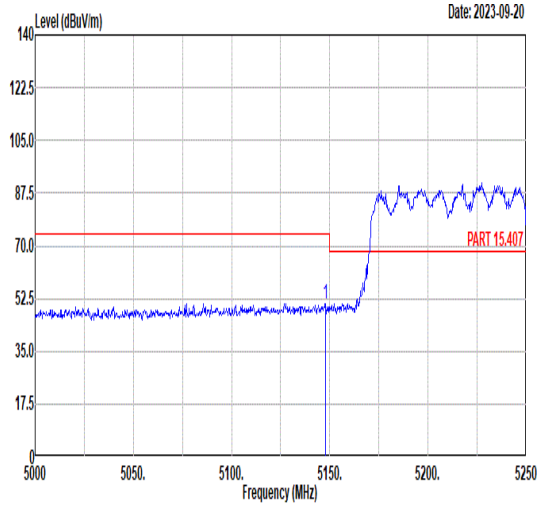 Freq Level Limit Line Margin Read Level Ant Factor Cable Loss Preamp Factor APos TPos Remark MHz dBuV/m dBuV/m dB dBuV dB/m dB dB cm deg 1 5148.00 50.77 74.00 -23.23 41.27 34.42 7.92 32.84 173 146 PEAK	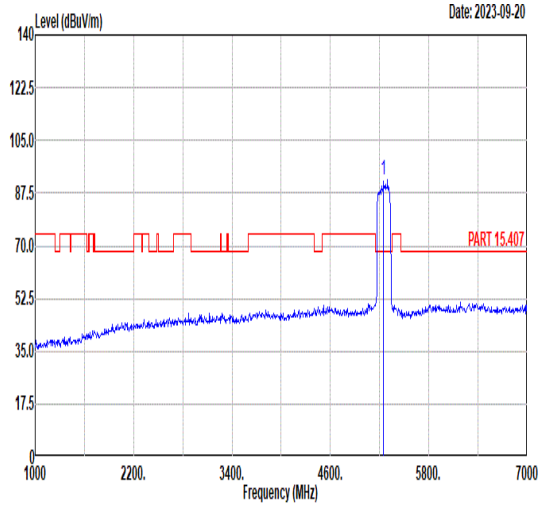 Freq Level Limit Line Margin Read Level Ant Factor Cable Loss Preamp Factor APos TPos Remark MHz dBuV/m dBuV/m dB dBuV dB/m dB dB cm deg 1 5250.00 92.03 ------ ------ 82.39 34.54 8.18 33.08 173 146 PEAK
Avg	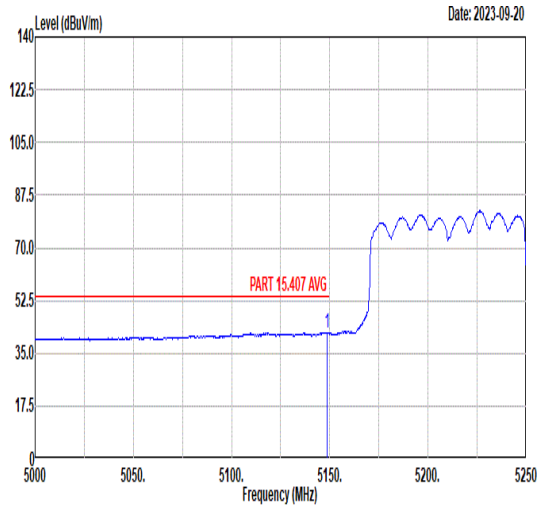 Freq Level Limit Line Margin Read Level Ant Factor Cable Loss Preamp Factor APos TPos Remark MHz dBuV/m dBuV/m dB dBuV dB/m dB dB cm deg 1 5148.75 41.87 54.00 -12.13 32.37 34.42 7.92 32.84 173 146 AVERAGE	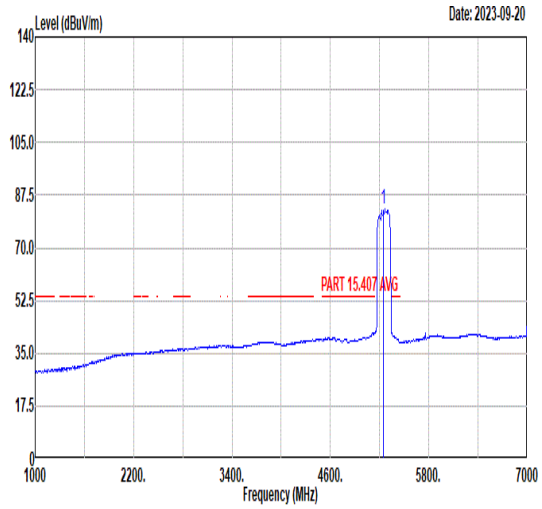 Freq Level Limit Line Margin Read Level Ant Factor Cable Loss Preamp Factor APos TPos Remark MHz dBuV/m dBuV/m dB dBuV dB/m dB dB cm deg 1 5250.00 82.93 ------ ------ 73.35 34.51 8.10 33.03 173 146 AVERAGE

Mode	70	
	Band Edge - R	
	U-NII-2A_5.15-5.35_802.11ax HE160_CH50_Full_5250MHz	
ANT	CDD 0+1	
Pol.	Horizontal	Fundamental
Peak	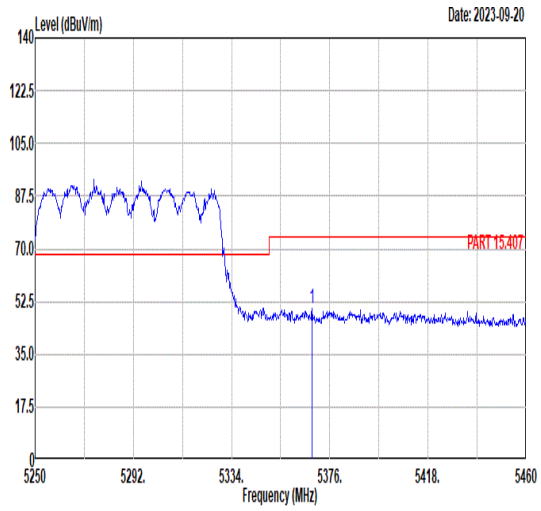 Freq Level Limit Line Margin Read Level Ant Factor Cable Loss Preamp Factor APos TPos Remark MHz dBuV/m dBuV/m dB dBuV dB/m dB dB cm deg 1 5368.44 49.96 74.00 -24.04 40.19 34.59 8.38 33.20 173 146 PEAK	Blank
Avg	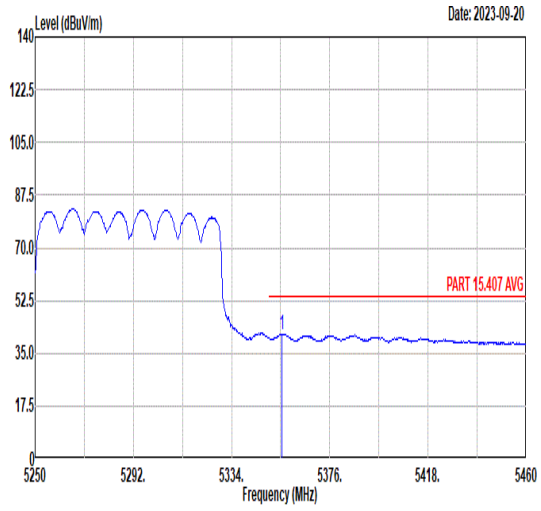 Freq Level Limit Line Margin Read Level Ant Factor Cable Loss Preamp Factor APos TPos Remark MHz dBuV/m dBuV/m dB dBuV dB/m dB dB cm deg 1 5355.42 41.31 54.00 -12.69 31.57 34.58 8.34 33.18 173 146 AVERAGE	Blank

Mode	70	
	Band Edge - L	
	U-NII-2A_5.15-5.35_802.11ax HE160_CH50_Full_5250MHz	
ANT	CDD 0+1	
Pol.	Vertical	Fundamental
Peak	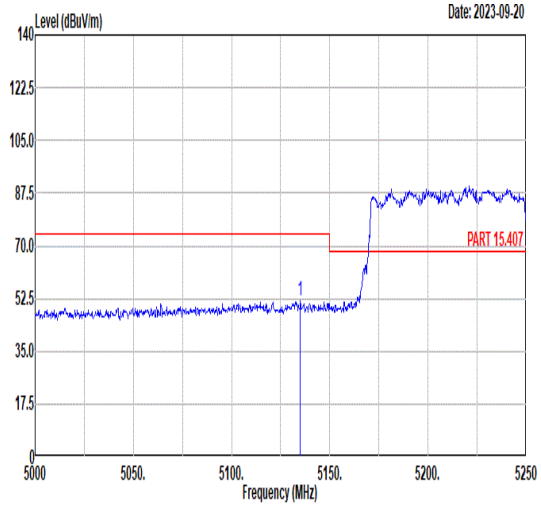 Freq Level Limit Line Margin Read Level Ant Factor Cable Loss Preamp Factor APos TPos Remark MHz dBuV/m dBuV/m dB dBuV dB/m dB dB cm deg 1 5135.00 51.69 74.00 -22.31 42.19 34.41 7.91 32.82 203 97 PEAK	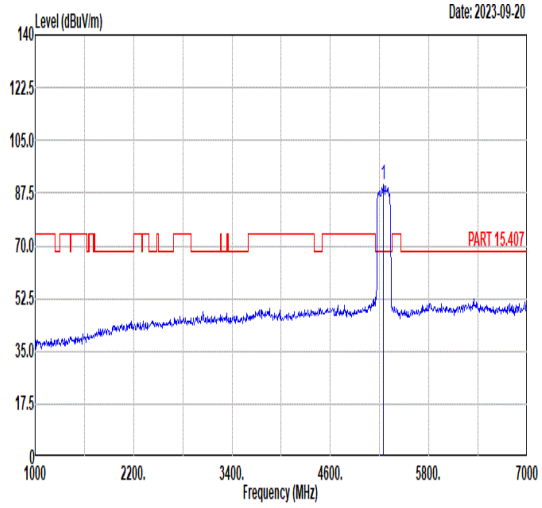 Freq Level Limit Line Margin Read Level Ant Factor Cable Loss Preamp Factor APos TPos Remark MHz dBuV/m dBuV/m dB dBuV dB/m dB dB cm deg 1 5250.00 90.41 ------ ------ 80.88 34.49 8.04 33.00 203 97 PEAK
Avg	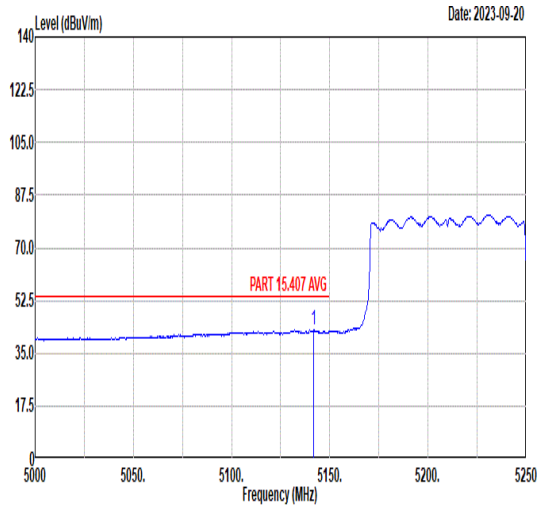 Freq Level Limit Line Margin Read Level Ant Factor Cable Loss Preamp Factor APos TPos Remark MHz dBuV/m dBuV/m dB dBuV dB/m dB dB cm deg 1 5141.75 42.82 54.00 -11.18 33.32 34.42 7.91 32.83 203 97 AVERAGE	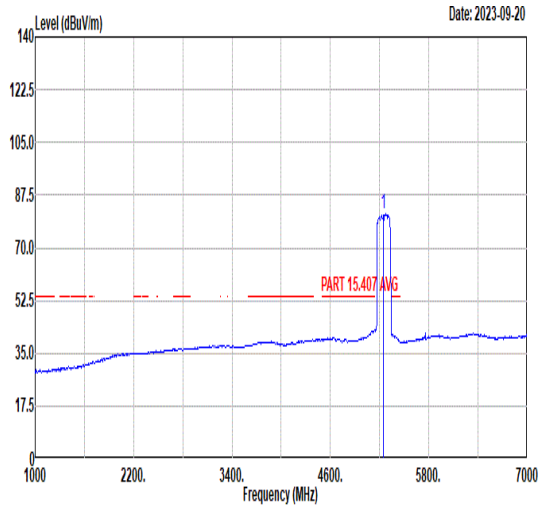 Freq Level Limit Line Margin Read Level Ant Factor Cable Loss Preamp Factor APos TPos Remark MHz dBuV/m dBuV/m dB dBuV dB/m dB dB cm deg 1 5250.00 81.48 ------ ------ 71.88 34.52 8.12 33.04 203 97 AVERAGE

Mode	70	
	Band Edge - R	
	U-NII-2A_5.15-5.35_802.11ax HE160_CH50_Full_5250MHz	
ANT	CDD 0+1	
Pol.	Vertical	Fundamental
Peak	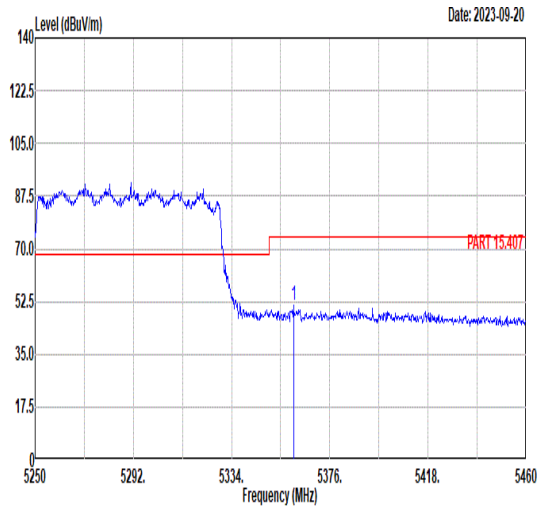 Freq Level Limit Line Margin Read Level Ant Factor Cable Loss Preamp Factor APos TPos Remark MHz dBuV/m dBuV/m dB dBuV dB/m dB dB cm deg 1 5360.46 51.02 74.00 -22.98 41.26 34.59 8.36 33.19 203 97 PEAK	Blank
Avg	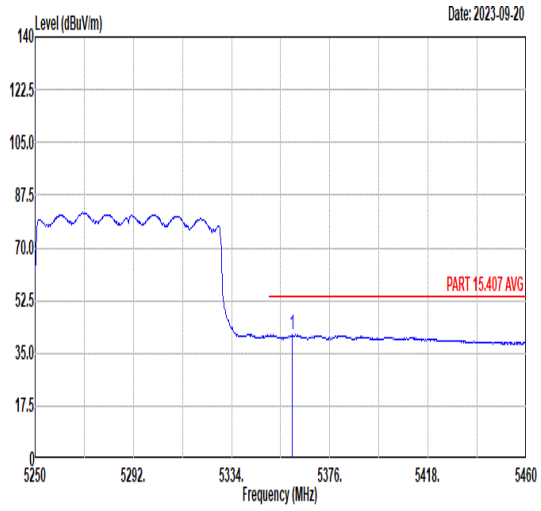 Freq Level Limit Line Margin Read Level Ant Factor Cable Loss Preamp Factor APos TPos Remark MHz dBuV/m dBuV/m dB dBuV dB/m dB dB cm deg 1 5359.83 41.23 54.00 -12.77 31.48 34.59 8.35 33.19 203 97 AVERAGE	Blank

Mode	70	
	Harmonic	
	U-NII-2A_5.15-5.35_802.11ax HE160_CH50_Full_5250MHz	
ANT	CDD 0+1	
Pol.	Horizontal	Vertical
Peak Avg	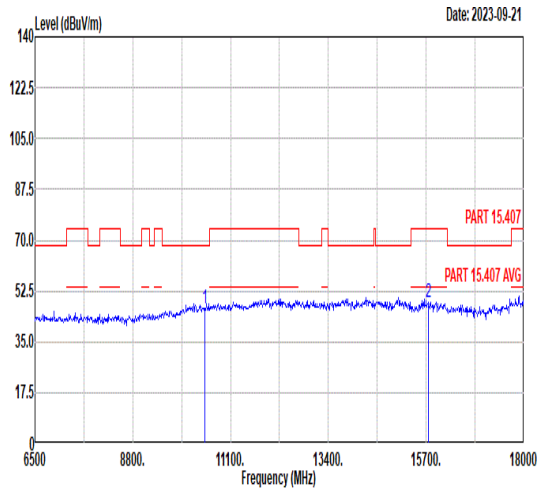 Freq Level Limit Line Margin Read Level Ant Factor Cable Loss Preamp Factor APos TPos Remark MHz dBuV/m dBuV/m dB dBuV dB/m dB dB cm deg 1 10500.00 46.67 68.30 -21.63 56.98 37.70 10.83 58.84 -- -- Peak 2 15750.00 48.35 74.00 -25.65 54.16 40.63 12.71 59.15 -- -- Peak	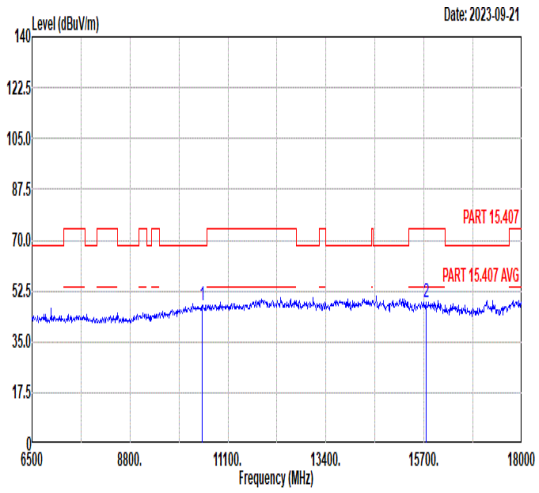 Freq Level Limit Line Margin Read Level Ant Factor Cable Loss Preamp Factor APos TPos Remark MHz dBuV/m dBuV/m dB dBuV dB/m dB dB cm deg 1 10500.00 47.54 68.30 -20.76 57.85 37.70 10.83 58.84 -- -- Peak 2 15750.00 48.39 74.00 -25.61 54.20 40.63 12.71 59.15 -- -- Peak

Mode	71	
	Band Edge - L	
	U-NII-2C_5.47-5.725_802.11ax HE160_CH114_Full_5570MHz	
ANT	CDD 0+1	
Pol.	Horizontal	Fundamental
Peak	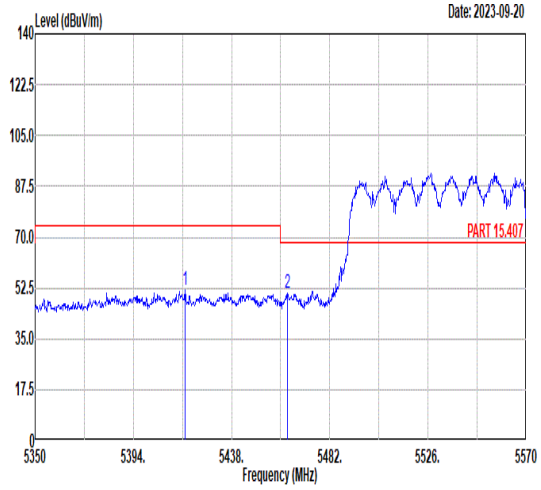 Freq Level Limit Line Margin Read Level Ant Factor Cable Loss Preamp Factor APos TPos Remark MHz dBuV/m dBuV/m dB dBuV dB/m dB dB cm deg 1 5417.32 51.86 74.00 -22.14 42.04 34.63 8.47 33.28 189 142 PEAK 2 5463.08 50.53 68.30 -17.77 40.80 34.67 8.41 33.35 189 142 PEAK	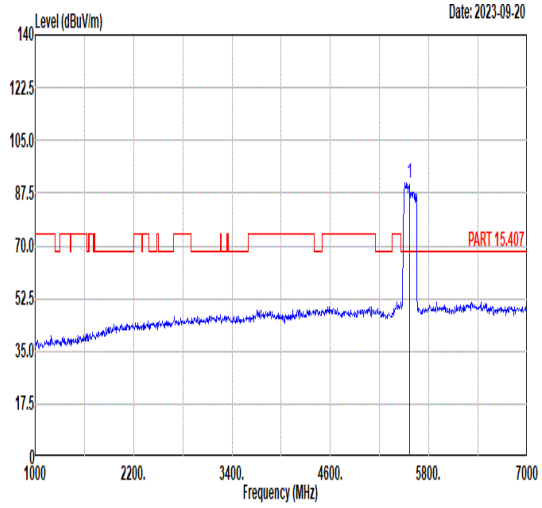 Freq Level Limit Line Margin Read Level Ant Factor Cable Loss Preamp Factor APos TPos Remark MHz dBuV/m dBuV/m dB dBuV dB/m dB dB cm deg 1 5570.00 90.85 ------ ------ 81.20 34.71 8.34 33.40 189 142 PEAK
Avg	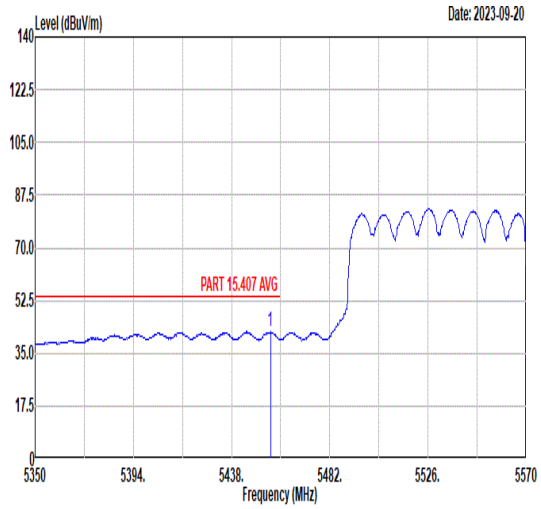 Freq Level Limit Line Margin Read Level Ant Factor Cable Loss Preamp Factor APos TPos Remark MHz dBuV/m dBuV/m dB dBuV dB/m dB dB cm deg 1 5455.38 42.12 54.00 -11.88 32.38 34.66 8.42 33.34 189 142 AVERAGE	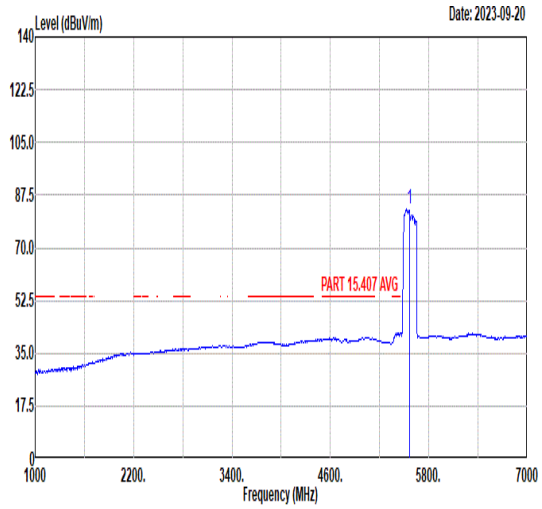 Freq Level Limit Line Margin Read Level Ant Factor Cable Loss Preamp Factor APos TPos Remark MHz dBuV/m dBuV/m dB dBuV dB/m dB dB cm deg 1 5570.00 82.80 ------ ------ 73.14 34.73 8.32 33.39 189 142 AVERAGE

Mode	71	
	Band Edge - R	
	U-NII-2C_5.47-5.725_802.11ax HE160_CH114_Full_5570MHz	
ANT	CDD 0+1	
Pol.	Horizontal	Fundamental
Peak	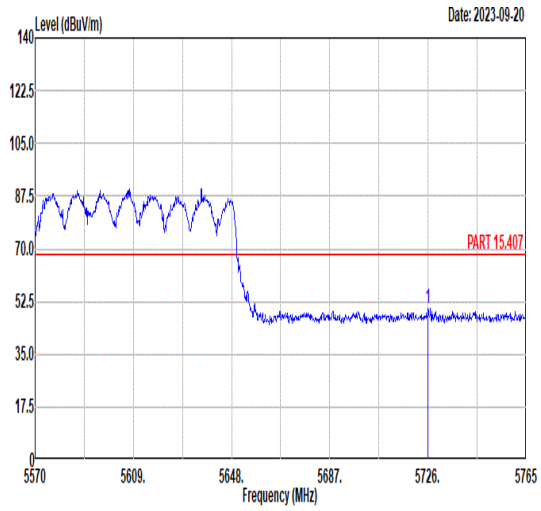 Freq Level Limit Line Margin Read Level Ant Factor Cable Loss Preamp Factor APos TPos Remark MHz dBuV/m dBuV/m dB dBuV dB/m dB dB cm deg 1 5726.00 50.06 68.30 -18.24 39.67 35.06 8.68 33.35 189 142 PEAK	Blank

Mode	71
	Band Edge - L
	U-NII-2C_5.47-5.725_802.11ax HE160_CH114_Full_5570MHz
ANT	CDD 0+1

Pol.	Vertical	Fundamental
Peak	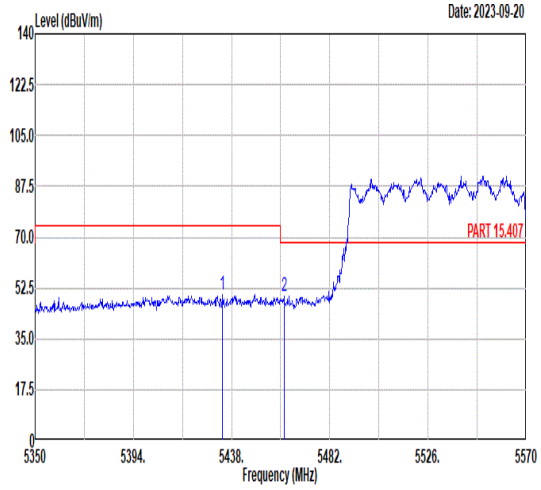 Freq Level Limit Line Margin Read Level Ant Factor Cable Loss Preamp Factor APos TPos Remark MHz dBuV/m dBuV/m dB dBuV dB/m dB dB cm deg 1 5434.04 50.33 74.00 -23.67 40.56 34.64 8.44 33.31 197 100 PEAK 2 5461.54 49.65 68.30 -18.65 39.92 34.67 8.41 33.35 197 100 PEAK	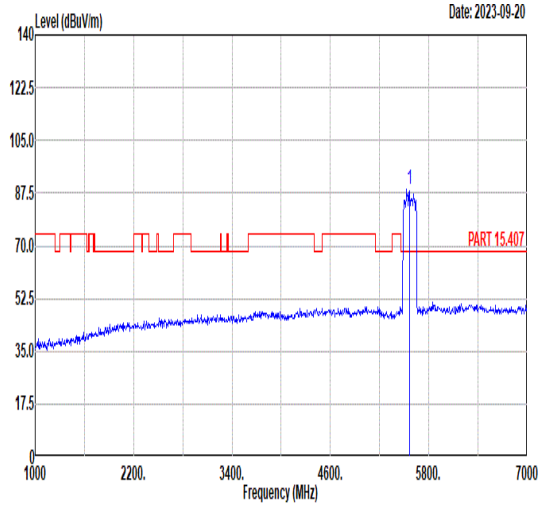 Freq Level Limit Line Margin Read Level Ant Factor Cable Loss Preamp Factor APos TPos Remark MHz dBuV/m dBuV/m dB dBuV dB/m dB dB cm deg 1 5570.00 88.78 ------ ------ 79.11 34.74 8.32 33.39 197 100 PEAK
Avg	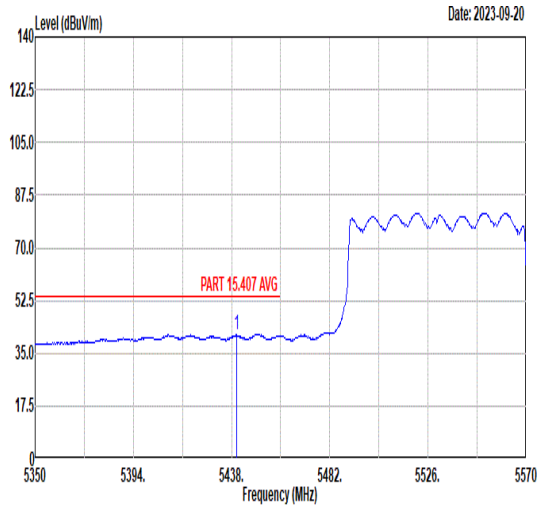 Freq Level Limit Line Margin Read Level Ant Factor Cable Loss Preamp Factor APos TPos Remark MHz dBuV/m dBuV/m dB dBuV dB/m dB dB cm deg 1 5440.20 41.24 54.00 -12.76 31.47 34.65 8.44 33.32 197 100 AVERAGE	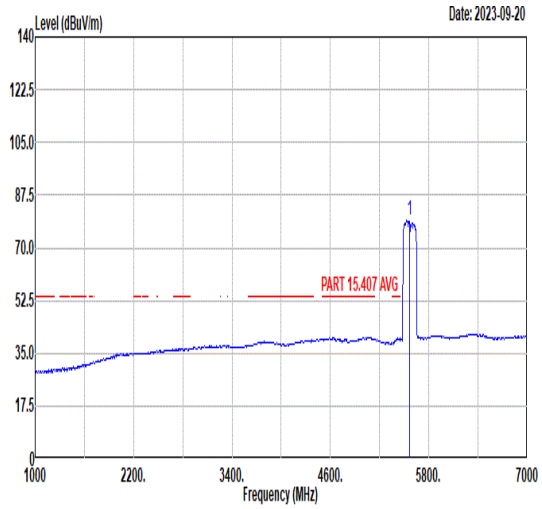 Freq Level Limit Line Margin Read Level Ant Factor Cable Loss Preamp Factor APos TPos Remark MHz dBuV/m dBuV/m dB dBuV dB/m dB dB cm deg 1 5570.00 79.22 ------ ------ 69.56 34.73 8.32 33.39 197 100 AVERAGE

Mode	71	
	Band Edge - R	
	U-NII-2C_5.47-5.725_802.11ax HE160_CH114_Full_5570MHz	
ANT	CDD 0+1	
Pol.	Vertical	Fundamental
Peak	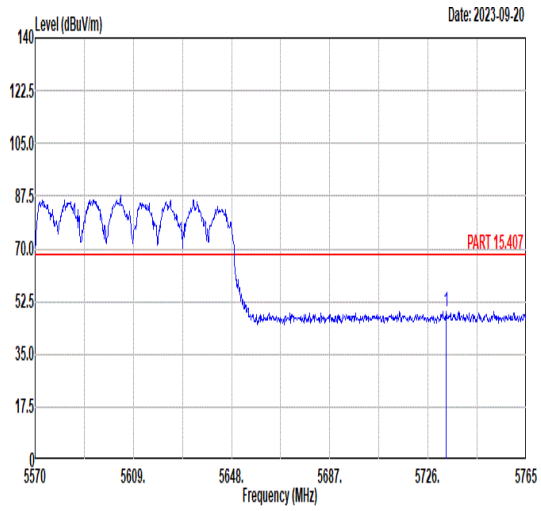 Freq Level Limit Line Margin Read Level Ant Factor Cable Loss Preamp Factor APos TPos Remark MHz dBuV/m dBuV/m dB dBuV dB/m dB dB cm deg 1 5733.22 49.09 68.30 -19.21 38.67 35.07 8.70 33.35 197 100 PEAK	Blank

Mode	71	
	Harmonic	
	U-NII-2C_5.47-5.725_802.11ax HE160_CH114_Full_5570MHz	
ANT	CDD 0+1	
Pol.	Horizontal	Vertical
Peak Avg	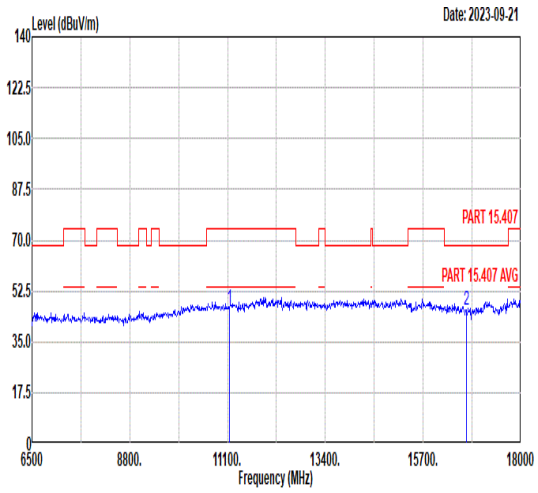 Freq Level Limit Line Margin Read Level Ant Factor Cable Loss Preamp Factor APos TPos Remark MHz dBuV/m dBuV/m dB dBuV dB/m dB dB cm deg 1 11140.00 46.57 74.00 -27.43 55.19 38.24 11.28 58.14 -- -- Peak 2 16710.00 46.20 68.30 -22.10 50.75 41.06 13.00 58.61 -- -- Peak	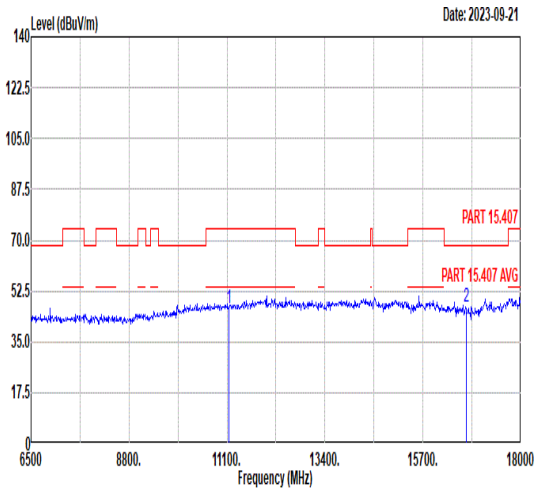 Freq Level Limit Line Margin Read Level Ant Factor Cable Loss Preamp Factor APos TPos Remark MHz dBuV/m dBuV/m dB dBuV dB/m dB dB cm deg 1 11140.00 46.47 74.00 -27.53 55.09 38.24 11.28 58.14 -- -- Peak 2 16710.00 47.25 68.30 -21.05 51.80 41.06 13.00 58.61 -- -- Peak

Mode	72	
	Band Edge	
	U-NII-3_5.725-5.85_802.11a_CH149_5745MHz	
ANT	CDD 0+1	
Pol.	Horizontal	Fundamental
Peak	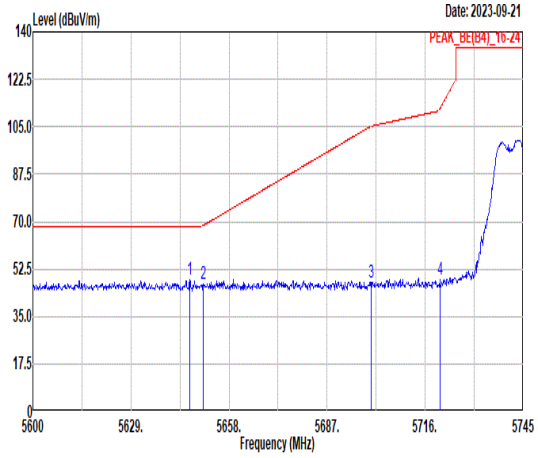 Freq Level Limit Line Margin Read Level Ant Factor Cable Loss Preamp Factor APos TPos Remark MHz dBuV/m dBuV/m dB dBuV dB/m dB dB cm deg 1 5646.40 48.34 68.30 -19.96 38.40 34.93 8.38 33.37 100 126 PEAK 2 5650.46 47.06 68.64 -21.58 37.09 34.94 8.40 33.37 100 126 PEAK 3 5700.05 47.59 105.21 -57.62 37.35 35.02 8.58 33.36 100 126 PEAK 4 5720.35 48.36 111.60 -63.24 38.01 35.05 8.66 33.36 100 126 PEAK	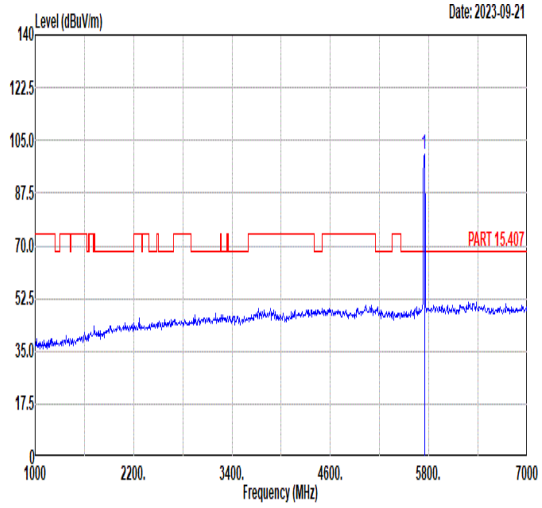 Freq Level Limit Line Margin Read Level Ant Factor Cable Loss Preamp Factor APos TPos Remark MHz dBuV/m dBuV/m dB dBuV dB/m dB dB cm deg 1 5745.00 100.18 ------ ------ 89.69 35.09 8.75 33.35 100 126 PEAK
Avg	Blank	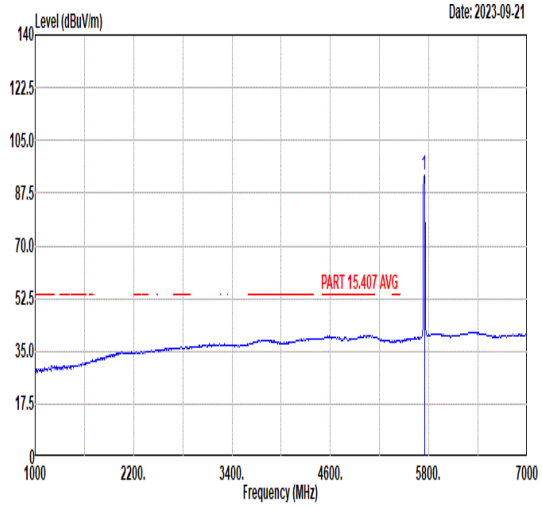 Freq Level Limit Line Margin Read Level Ant Factor Cable Loss Preamp Factor APos TPos Remark MHz dBuV/m dBuV/m dB dBuV dB/m dB dB cm deg 1 5745.00 93.77 ------ ------ 83.28 35.09 8.75 33.35 100 126 AVERAGE

Mode	72
	Band Edge
	U-NII-3_5.725-5.85_802.11a_CH149_5745MHz
ANT	CDD 0+1

Pol.	Vertical	Fundamental
Peak	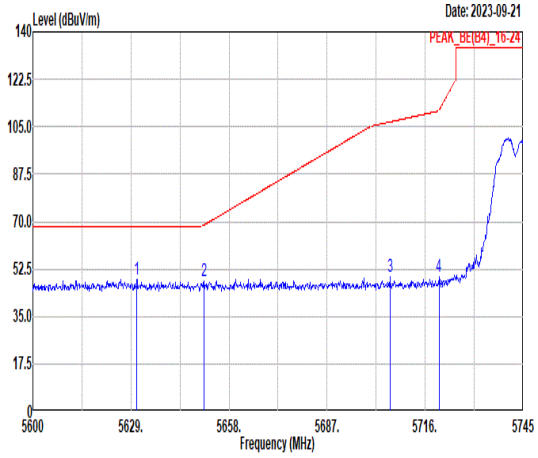 Freq Level Limit Line Margin Read Level Ant Factor Cable Loss Preamp Factor APos TPos Remark MHz dBuV/m dBuV/m dB dBuV dB/m dB dB cm deg 1 5630.74 48.62 68.30 -19.68 38.76 34.90 8.33 33.37 209 110 PEAK 2 5650.61 47.96 68.75 -20.79 37.99 34.94 8.40 33.37 209 110 PEAK 3 5705.56 49.65 106.76 -57.11 39.38 35.03 8.60 33.36 209 110 PEAK 4 5720.06 49.47 110.94 -61.47 39.12 35.05 8.66 33.36 209 110 PEAK	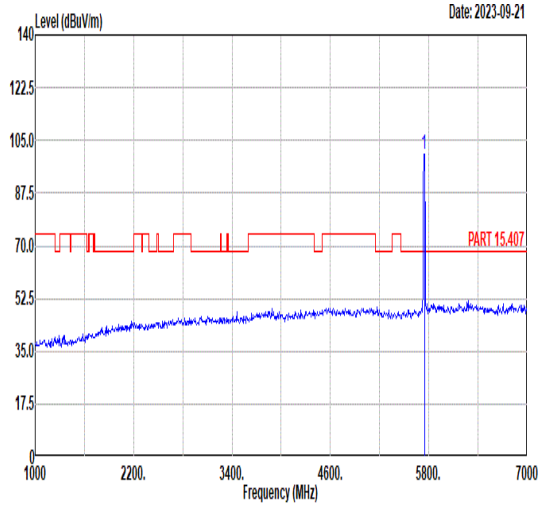 Freq Level Limit Line Margin Read Level Ant Factor Cable Loss Preamp Factor APos TPos Remark MHz dBuV/m dBuV/m dB dBuV dB/m dB dB cm deg 1 5745.00 100.58 ------ ------ 90.06 35.10 8.77 33.35 209 110 PEAK
Avg	Blank	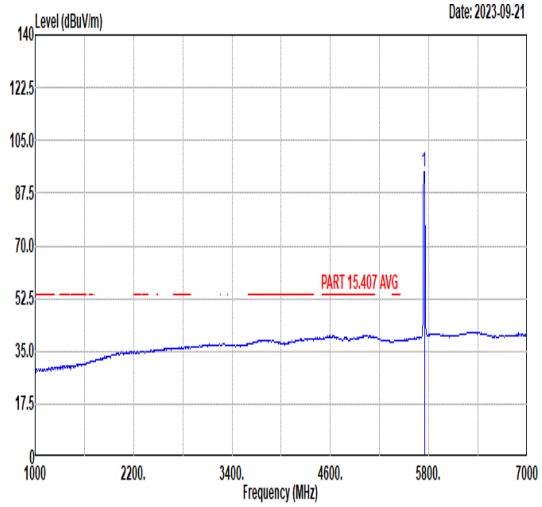 Freq Level Limit Line Margin Read Level Ant Factor Cable Loss Preamp Factor APos TPos Remark MHz dBuV/m dBuV/m dB dBuV dB/m dB dB cm deg 1 5745.00 94.45 ------ ------ 83.99 35.08 8.73 33.35 209 110 AVERAGE

Mode	72	
	Harmonic	
	U-NII-3_5.725-5.85_802.11a_CH149_5745MHz	
ANT	CDD 0+1	
Pol.	Horizontal	Vertical
Peak Avg	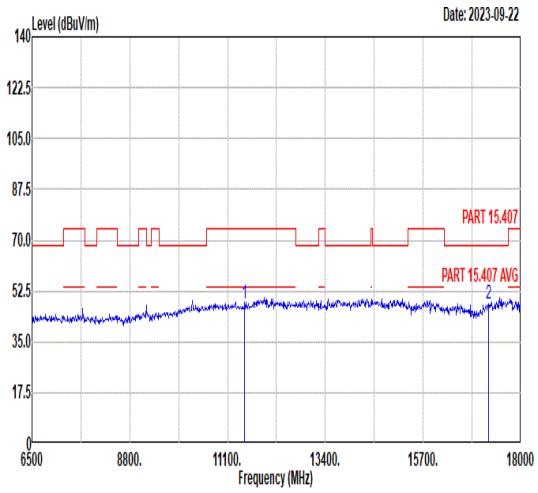 Freq Level Limit Line Margin Read Level Ant Factor Cable Loss Preamp Factor APos TPos Remark MHz dBuV/m dBuV/m dB dBuV dB/m dB dB cm deg 1 11490.00 48.34 74.00 -25.66 56.07 38.58 11.45 57.76 -- -- Peak 2 17235.00 47.99 68.30 -20.31 51.50 41.29 13.17 57.97 -- -- Peak	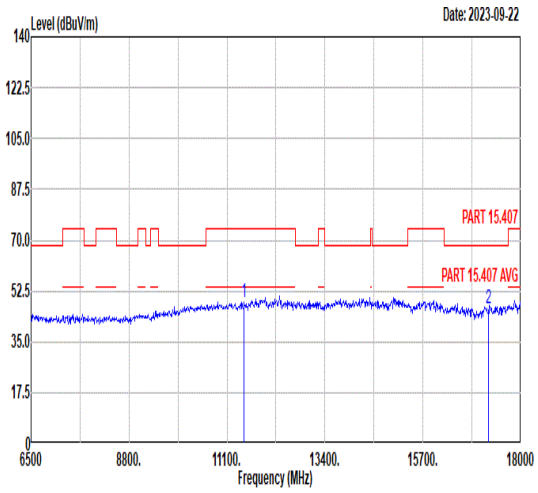 Freq Level Limit Line Margin Read Level Ant Factor Cable Loss Preamp Factor APos TPos Remark MHz dBuV/m dBuV/m dB dBuV dB/m dB dB cm deg 1 11490.00 48.35 74.00 -25.65 56.08 38.58 11.45 57.76 -- -- Peak 2 17235.00 46.58 68.30 -21.72 50.09 41.29 13.17 57.97 -- -- Peak

Mode	73	
	Harmonic	
	U-NII-3_5.725-5.85_802.11a_CH157_5785MHz	
ANT	CDD 0+1	
Pol.	Horizontal	Vertical
Peak Avg	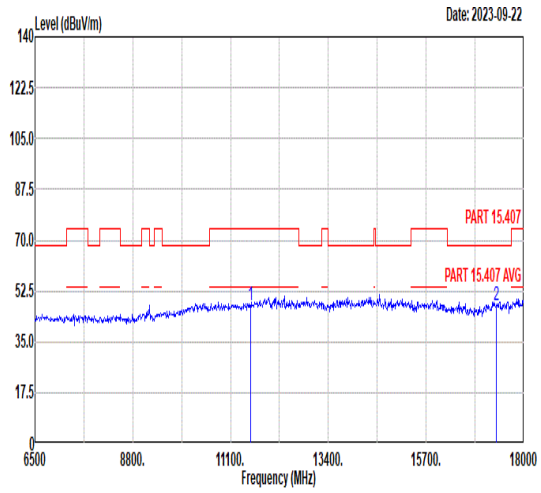 Freq Level Limit Line Margin Read Level Ant Factor Cable Loss Preamp Factor APos TPos Remark MHz dBuV/m dBuV/m dB dBuV dB/m dB dB cm deg 1 11570.00 47.71 74.00 -26.29 55.21 38.68 11.49 57.67 -- -- Peak 2 17355.00 47.72 68.30 -20.58 50.98 41.34 13.20 57.80 -- -- Peak	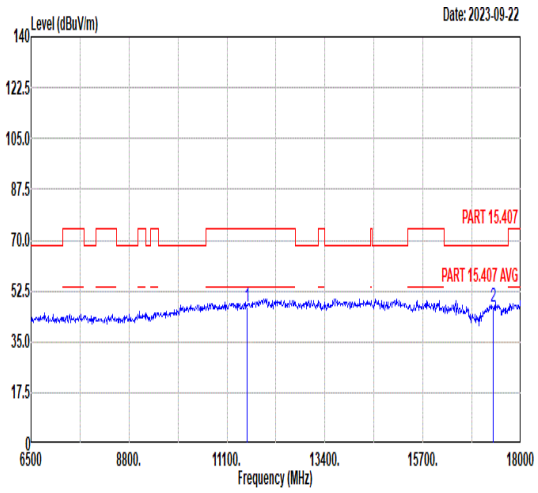 Freq Level Limit Line Margin Read Level Ant Factor Cable Loss Preamp Factor APos TPos Remark MHz dBuV/m dBuV/m dB dBuV dB/m dB dB cm deg 1 11570.00 47.23 74.00 -26.77 54.73 38.68 11.49 57.67 -- -- Peak 2 17355.00 47.08 68.30 -21.22 50.34 41.34 13.20 57.80 -- -- Peak

Mode	74
	Band Edge
	U-NII-3_5.725-5.85_802.11a_CH165_5825MHz
ANT	CDD 0+1

Pol.	Horizontal	Fundamental
Peak	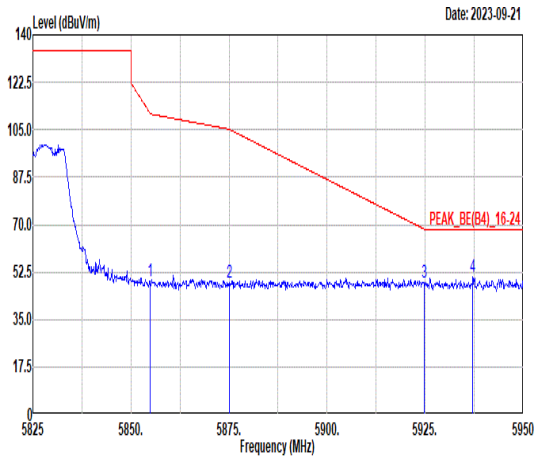 Freq Level Limit Line Margin Read Level Ant Factor Cable Loss Preamp Factor APos TPos Remark MHz dBuV/m dBuV/m dB dBuV dB/m dB dB cm deg 1 5854.88 49.21 111.08 -61.87 38.40 35.27 8.87 33.33 100 125 PEAK 2 5875.00 48.81 105.20 -56.39 37.99 35.30 8.85 33.33 100 125 PEAK 3 5924.75 48.57 68.38 -19.81 37.72 35.38 8.79 33.32 100 125 PEAK 4 5937.13 50.50 68.30 -17.80 39.64 35.40 8.77 33.31 100 125 PEAK	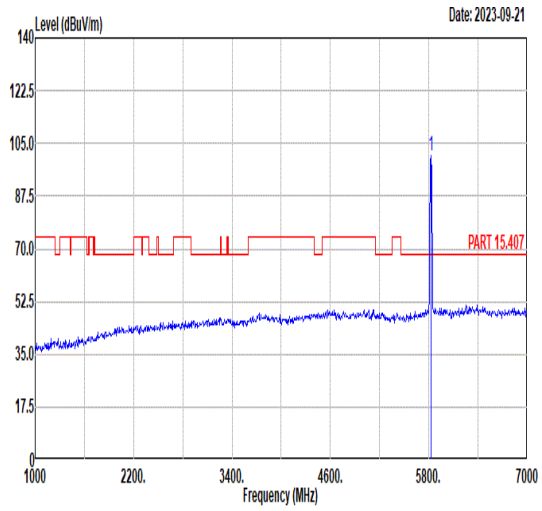 Freq Level Limit Line Margin Read Level Ant Factor Cable Loss Preamp Factor APos TPos Remark MHz dBuV/m dBuV/m dB dBuV dB/m dB dB cm deg 1 5825.00 100.71 ------ ------ 89.92 35.22 8.91 33.34 100 125 PEAK
Avg	Blank	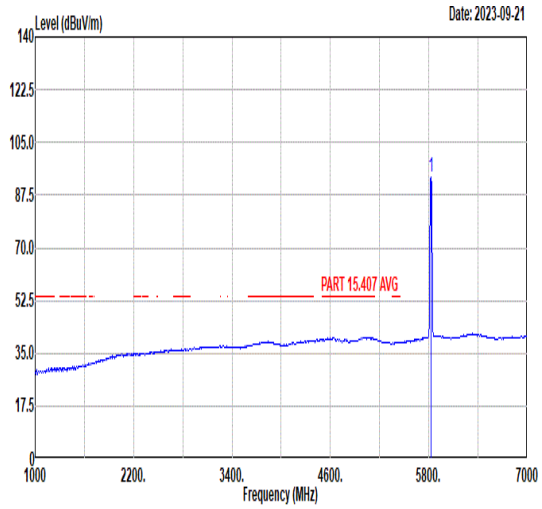 Freq Level Limit Line Margin Read Level Ant Factor Cable Loss Preamp Factor APos TPos Remark MHz dBuV/m dBuV/m dB dBuV dB/m dB dB cm deg 1 5825.00 93.64 ------ ------ 82.85 35.22 8.91 33.34 100 125 AVERAGE

Mode	74
	Band Edge
	U-NII-3_5.725-5.85_802.11a_CH165_5825MHz
ANT	CDD 0+1

Pol.	Vertical	Fundamental
Peak	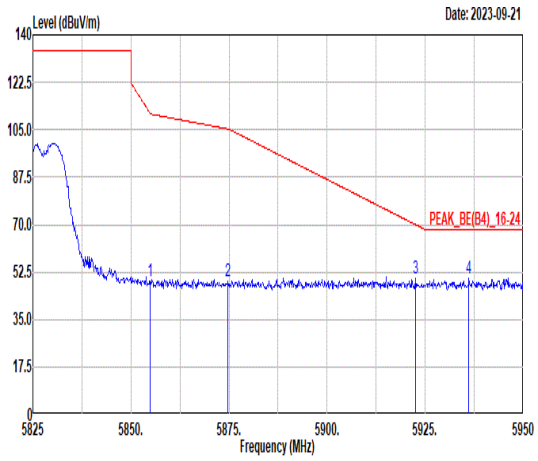 Freq Level Limit Line Margin Read Level Ant Factor Cable Loss Preamp Factor APos TPos Remark MHz dBuV/m dBuV/m dB dBuV dB/m dB dB cm deg 1 5854.88 48.95 111.08 -62.13 38.14 35.27 8.87 33.33 223 103 PEAK 2 5874.75 49.16 105.27 -56.11 38.34 35.30 8.85 33.33 223 103 PEAK 3 5922.63 50.21 69.95 -19.74 39.36 35.38 8.79 33.32 223 103 PEAK 4 5936.13 50.23 68.30 -18.07 39.36 35.40 8.78 33.31 223 103 PEAK	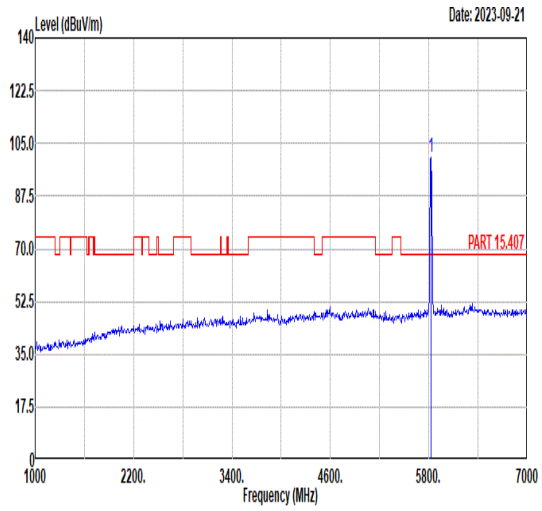 Freq Level Limit Line Margin Read Level Ant Factor Cable Loss Preamp Factor APos TPos Remark MHz dBuV/m dBuV/m dB dBuV dB/m dB dB cm deg 1 5825.00 100.62 ------ ------ 89.82 35.23 8.90 33.33 223 103 PEAK
Avg	Blank	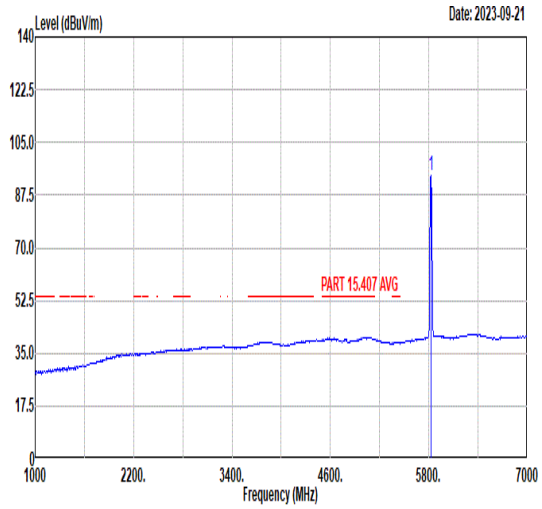 Freq Level Limit Line Margin Read Level Ant Factor Cable Loss Preamp Factor APos TPos Remark MHz dBuV/m dBuV/m dB dBuV dB/m dB dB cm deg 1 5825.00 93.83 ------ ------ 83.03 35.23 8.90 33.33 223 103 AVERAGE

Mode	74	
	Harmonic	
	U-NII-3_5.725-5.85_802.11a_CH165_5825MHz	
ANT	CDD 0+1	
Pol.	Horizontal	Vertical
Peak Avg	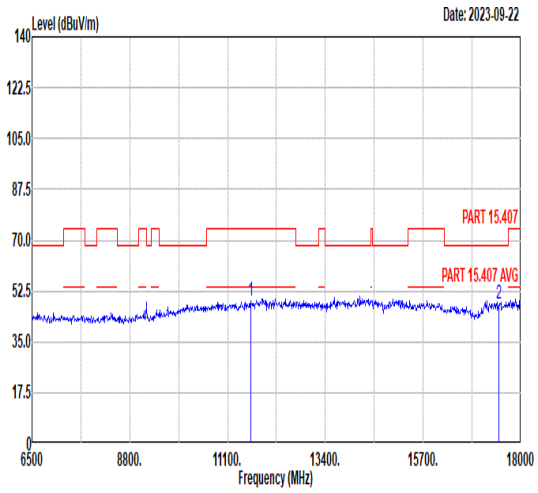 Freq Level Limit Line Margin Read Level Ant Factor Cable Loss Preamp Factor APos TPos Remark MHz dBuV/m dBuV/m dB dBuV dB/m dB dB cm deg 1 11650.00 48.97 74.00 -25.03 56.24 38.78 11.53 57.58 -- -- Peak 2 17475.00 47.82 68.30 -20.48 50.83 41.39 13.23 57.63 -- -- Peak	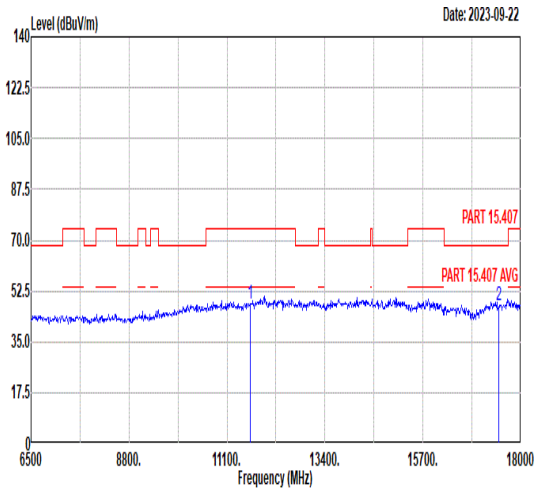 Freq Level Limit Line Margin Read Level Ant Factor Cable Loss Preamp Factor APos TPos Remark MHz dBuV/m dBuV/m dB dBuV dB/m dB dB cm deg 1 11650.00 48.11 74.00 -25.89 55.38 38.78 11.53 57.58 -- -- Peak 2 17475.00 47.80 68.30 -20.50 50.81 41.39 13.23 57.63 -- -- Peak

Mode	75	
	Band Edge	
	U-NII-3_5.725-5.85_802.11n HT20_CH149_5745MHz	
ANT	CDD 0+1	
Pol.	Horizontal	Fundamental
Peak	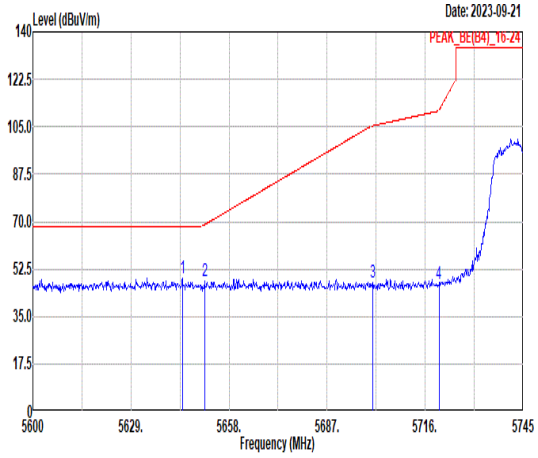 Freq Level Limit Line Margin Read Level Ant Factor Cable Loss Preamp Factor APos TPos Remark MHz dBuV/m dBuV/m dB dBuV dB/m dB dB cm deg 1 5644.23 49.38 68.30 -18.92 39.44 34.93 8.38 33.37 100 138 PEAK 2 5650.75 47.90 68.86 -20.96 37.93 34.94 8.40 33.37 100 138 PEAK 3 5700.49 47.63 105.34 -57.71 37.39 35.02 8.58 33.36 100 138 PEAK 4 5720.06 47.26 110.94 -63.68 36.91 35.05 8.66 33.36 100 138 PEAK	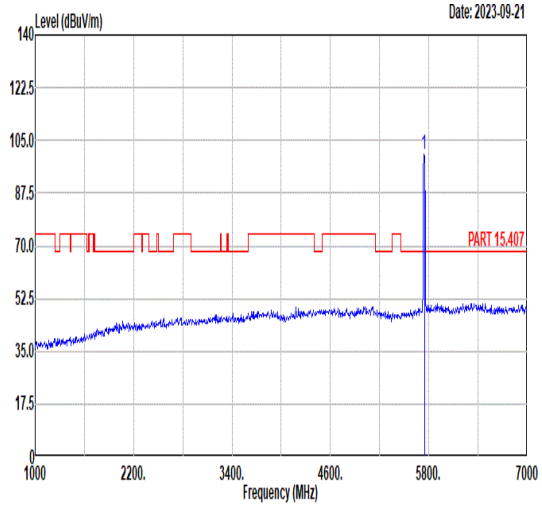 Freq Level Limit Line Margin Read Level Ant Factor Cable Loss Preamp Factor APos TPos Remark MHz dBuV/m dBuV/m dB dBuV dB/m dB dB cm deg 1 5745.00 100.37 ------ ------ 89.91 35.08 8.73 33.35 100 138 PEAK
Avg	Blank	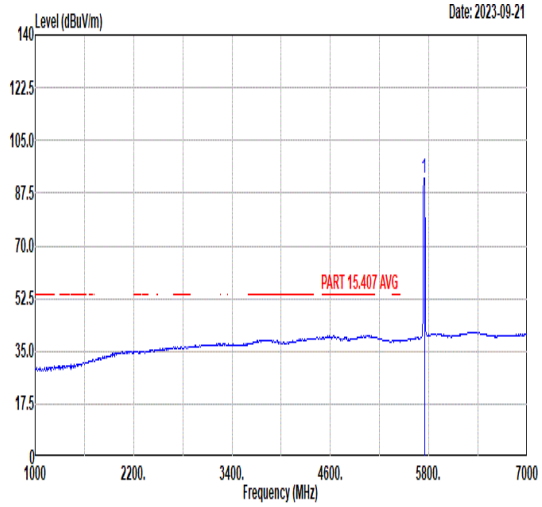 Freq Level Limit Line Margin Read Level Ant Factor Cable Loss Preamp Factor APos TPos Remark MHz dBuV/m dBuV/m dB dBuV dB/m dB dB cm deg 1 5745.00 92.64 ------ ------ 82.18 35.08 8.73 33.35 100 138 AVERAGE

Mode	75	
	Band Edge	
	U-NII-3_5.725-5.85_802.11n HT20_CH149_5745MHz	
ANT	CDD 0+1	
Pol.	Vertical	Fundamental
Peak	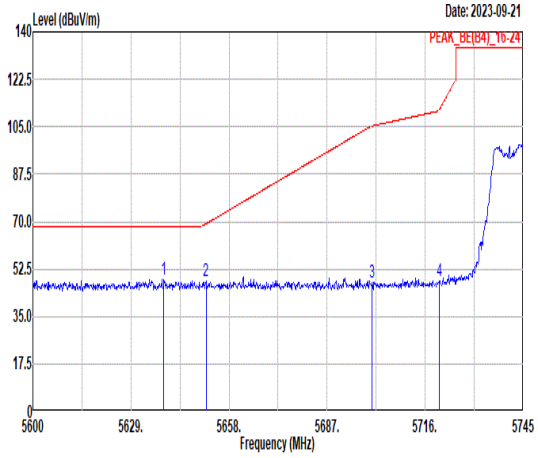 Freq Level Limit Line Margin Read Level Ant Factor Cable Loss Preamp Factor APos TPos Remark MHz dBuV/m dBuV/m dB dBuV dB/m dB dB cm deg 1 5638.72 48.71 68.30 -19.59 38.80 34.92 8.36 33.37 215 92 PEAK 2 5651.19 48.16 69.18 -21.02 38.19 34.94 8.40 33.37 215 92 PEAK 3 5700.34 47.60 105.30 -57.70 37.36 35.02 8.58 33.36 215 92 PEAK 4 5720.21 47.98 111.27 -63.29 37.63 35.05 8.66 33.36 215 92 PEAK	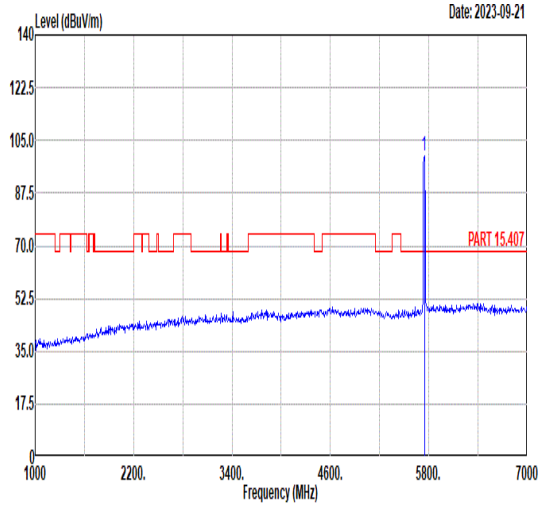 Freq Level Limit Line Margin Read Level Ant Factor Cable Loss Preamp Factor APos TPos Remark MHz dBuV/m dBuV/m dB dBuV dB/m dB dB cm deg 1 5745.00 100.00 ------ ------ 89.51 35.09 8.75 33.35 215 92 PEAK
Avg	Blank	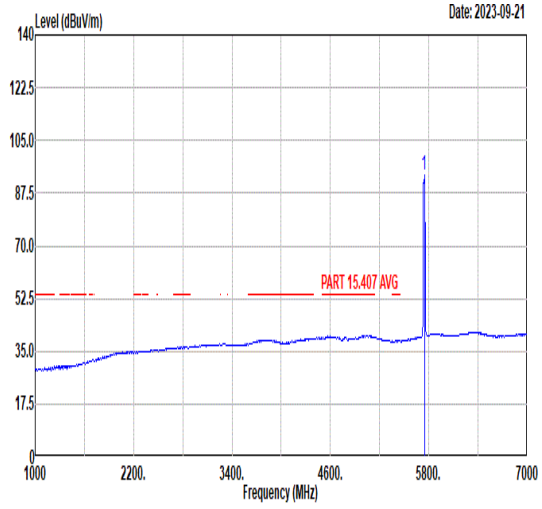 Freq Level Limit Line Margin Read Level Ant Factor Cable Loss Preamp Factor APos TPos Remark MHz dBuV/m dBuV/m dB dBuV dB/m dB dB cm deg 1 5745.00 93.39 ------ ------ 82.90 35.09 8.75 33.35 215 92 AVERAGE

Mode	75	
	Harmonic	
	U-NII-3_5.725-5.85_802.11n HT20_CH149_5745MHz	
ANT	CDD 0+1	
Pol.	Horizontal	Vertical
Peak Avg	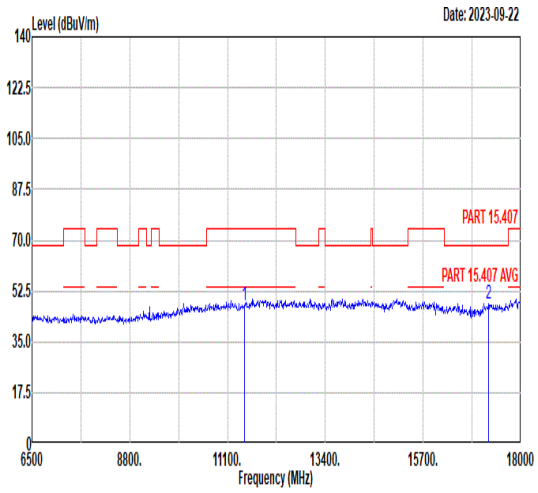 Freq Level Limit Line Margin Read Level Ant Factor Cable Loss Preamp Factor APos TPos Remark MHz dBuV/m dBuV/m dB dBuV dB/m dB dB cm deg 1 11490.00 47.46 74.00 -26.54 55.19 38.58 11.45 57.76 -- -- Peak 2 17235.00 48.00 68.30 -20.30 51.51 41.29 13.17 57.97 -- -- Peak	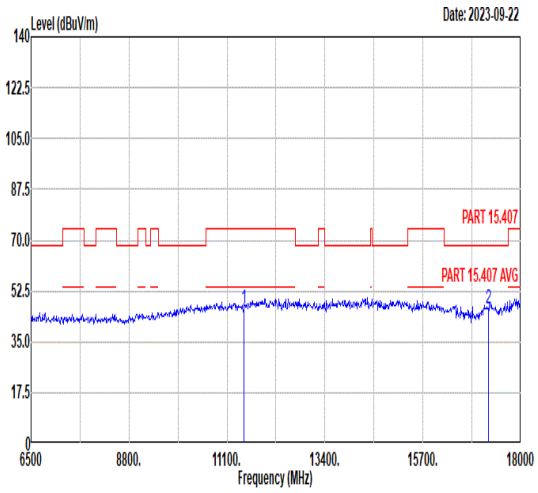 Freq Level Limit Line Margin Read Level Ant Factor Cable Loss Preamp Factor APos TPos Remark MHz dBuV/m dBuV/m dB dBuV dB/m dB dB cm deg 1 11490.00 46.61 74.00 -27.39 54.34 38.58 11.45 57.76 -- -- Peak 2 17235.00 46.27 68.30 -22.03 49.78 41.29 13.17 57.97 -- -- Peak

Mode	76	
	Harmonic	
	U-NII-3_5.725-5.85_802.11n HT20_CH157_5785MHz	
ANT	CDD 0+1	
Pol.	Horizontal	Vertical
Peak Avg	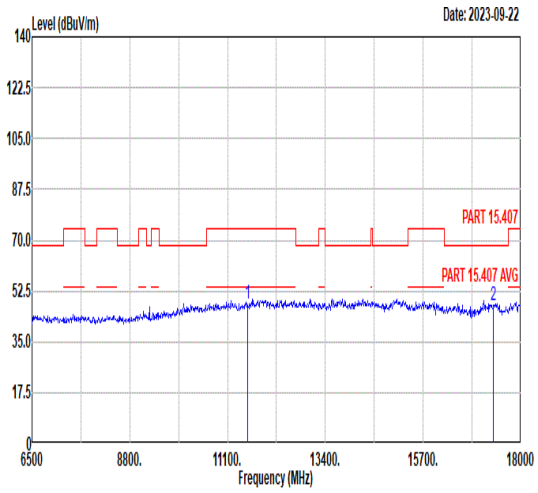 Freq Level Limit Line Margin Read Level Ant Factor Cable Loss Preamp Factor APos TPos Remark MHz dBuV/m dBuV/m dB dBuV dB/m dB dB cm deg 1 11570.00 48.11 74.00 -25.89 55.61 38.68 11.49 57.67 -- -- Peak 2 17355.00 47.59 68.30 -20.71 50.85 41.34 13.20 57.80 -- -- Peak	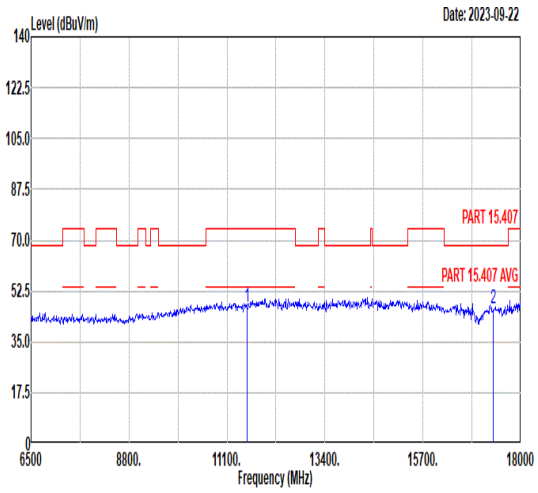 Freq Level Limit Line Margin Read Level Ant Factor Cable Loss Preamp Factor APos TPos Remark MHz dBuV/m dBuV/m dB dBuV dB/m dB dB cm deg 1 11570.00 46.83 74.00 -27.17 54.33 38.68 11.49 57.67 -- -- Peak 2 17355.00 46.70 68.30 -21.60 49.96 41.34 13.20 57.80 -- -- Peak

Mode	77	
	Band Edge	
	U-NII-3_5.725-5.85_802.11n HT20_CH165_5825MHz	
ANT	CDD 0+1	
Pol.	Horizontal	Fundamental
Peak	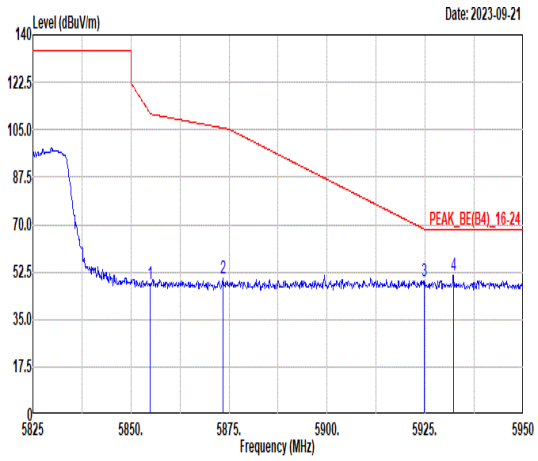 Freq Level Limit Line Margin Read Level Ant Factor Cable Loss Preamp Factor APos TPos Remark MHz dBuV/m dBuV/m dB dBuV dB/m dB dB cm deg 1 5854.88 47.87 111.08 -63.21 37.06 35.27 8.87 33.33 108 139 PEAK 2 5873.50 50.11 105.62 -55.51 39.29 35.30 8.85 33.33 108 139 PEAK 3 5924.75 48.96 68.38 -19.42 38.11 35.38 8.79 33.32 108 139 PEAK 4 5932.25 51.32 68.30 -16.98 40.47 35.39 8.78 33.32 108 139 PEAK	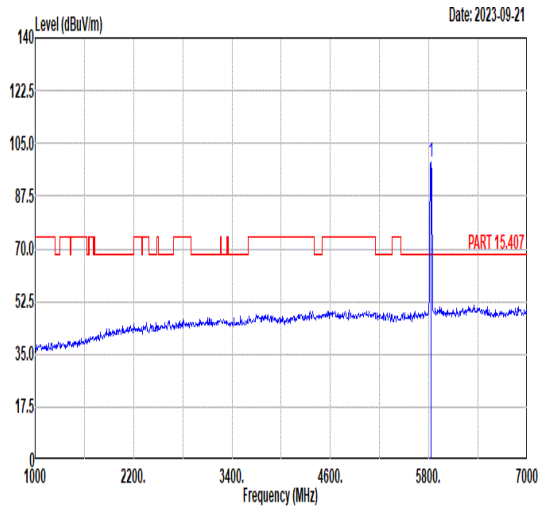 Freq Level Limit Line Margin Read Level Ant Factor Cable Loss Preamp Factor APos TPos Remark MHz dBuV/m dBuV/m dB dBuV dB/m dB dB cm deg 1 5825.00 98.64 ------ ------ 87.85 35.22 8.91 33.34 108 139 PEAK
Avg	Blank	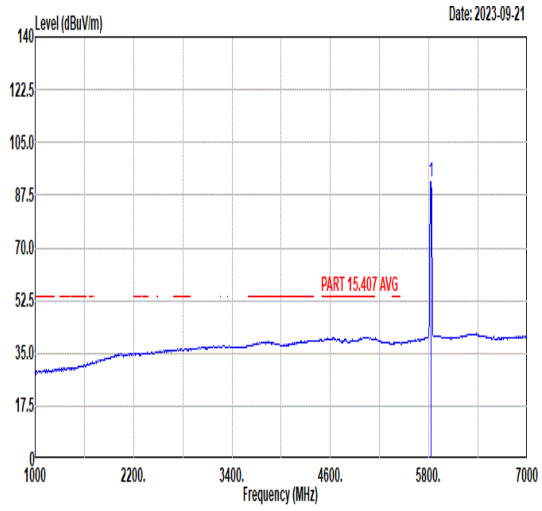 Freq Level Limit Line Margin Read Level Ant Factor Cable Loss Preamp Factor APos TPos Remark MHz dBuV/m dBuV/m dB dBuV dB/m dB dB cm deg 1 5825.00 92.00 ------ ------ 81.21 35.22 8.91 33.34 108 139 AVERAGE

Mode	77	
	Band Edge	
	U-NII-3_5.725-5.85_802.11n HT20_CH165_5825MHz	
ANT	CDD 0+1	
Pol.	Vertical	Fundamental
Peak	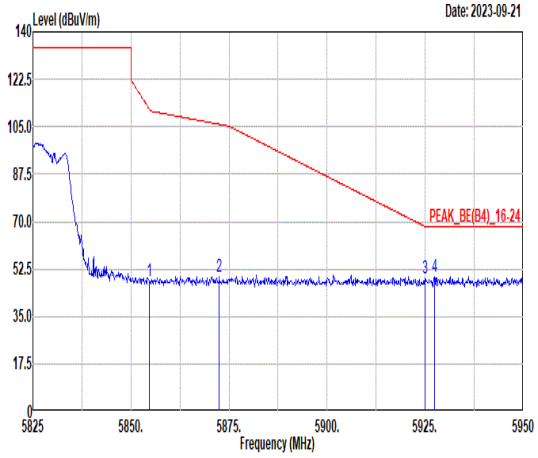 Freq Level Limit Line Margin Read Level Ant Factor Cable Loss Preamp Factor APos TPos Remark MHz dBuV/m dBuV/m dB dBuV dB/m dB dB cm deg 1 5854.75 48.18 111.37 -63.19 37.37 35.27 8.87 33.33 223 98 PEAK 2 5872.50 49.59 105.90 -56.31 38.77 35.30 8.85 33.33 223 98 PEAK 3 5925.00 49.28 68.20 -18.92 38.43 35.38 8.79 33.32 223 98 PEAK 4 5927.38 49.56 68.30 -18.74 38.70 35.39 8.79 33.32 223 98 PEAK	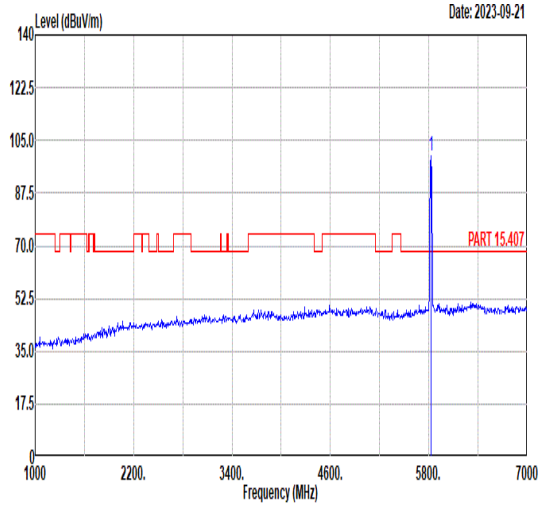 Freq Level Limit Line Margin Read Level Ant Factor Cable Loss Preamp Factor APos TPos Remark MHz dBuV/m dBuV/m dB dBuV dB/m dB dB cm deg 1 5825.00 99.70 ------ ------ 88.91 35.22 8.91 33.34 223 98 PEAK
Avg	Blank	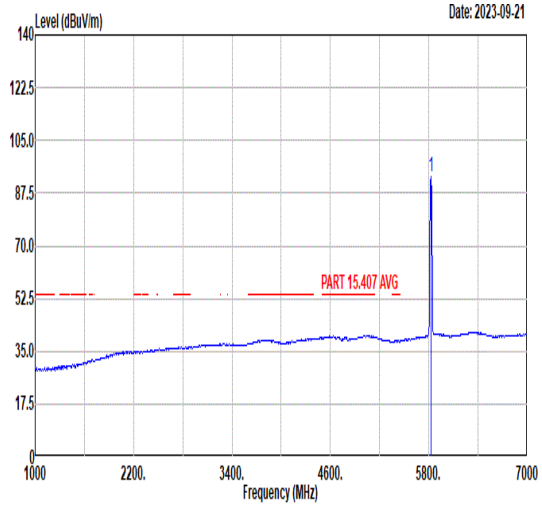 Freq Level Limit Line Margin Read Level Ant Factor Cable Loss Preamp Factor APos TPos Remark MHz dBuV/m dBuV/m dB dBuV dB/m dB dB cm deg 1 5825.00 92.81 ------ ------ 82.02 35.22 8.91 33.34 223 98 AVERAGE

Mode	77	
	Harmonic	
	U-NII-3_5.725-5.85_802.11n HT20_CH165_5825MHz	
ANT	CDD 0+1	
Pol.	Horizontal	Vertical
Peak Avg	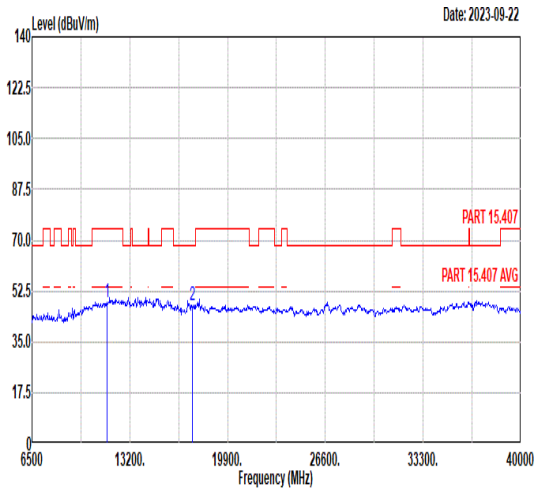 Freq Level Limit Line Margin Read Level Ant Factor Cable Loss Preamp Factor APos TPos Remark MHz dBuV/m dBuV/m dB dBuV dB/m dB dB cm deg 1 11650.00 48.82 74.00 -25.18 56.09 38.78 11.53 57.58 -- -- Peak 2 17475.00 47.71 68.30 -20.59 50.72 41.39 13.23 57.63 -- -- Peak	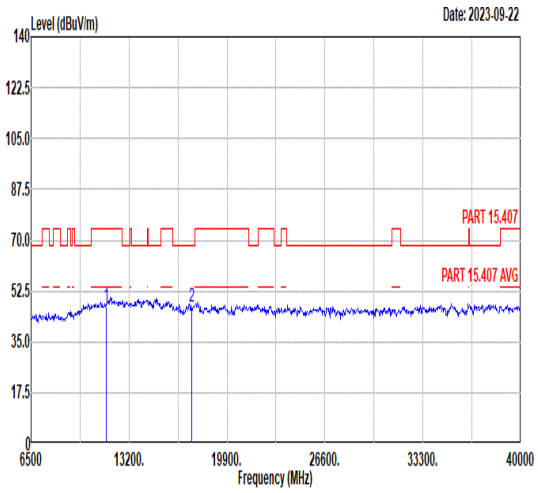 Freq Level Limit Line Margin Read Level Ant Factor Cable Loss Preamp Factor APos TPos Remark MHz dBuV/m dBuV/m dB dBuV dB/m dB dB cm deg 1 11650.00 46.76 74.00 -27.24 54.03 38.78 11.53 57.58 -- -- Peak 2 17475.00 47.16 68.30 -21.14 50.17 41.39 13.23 57.63 -- -- Peak

Mode	78
	Band Edge - L
	U-NII-3_5.725-5.85_802.11n HT40_CH151_5755MHz
ANT	CDD 0+1

Pol.	Horizontal	Fundamental
Peak	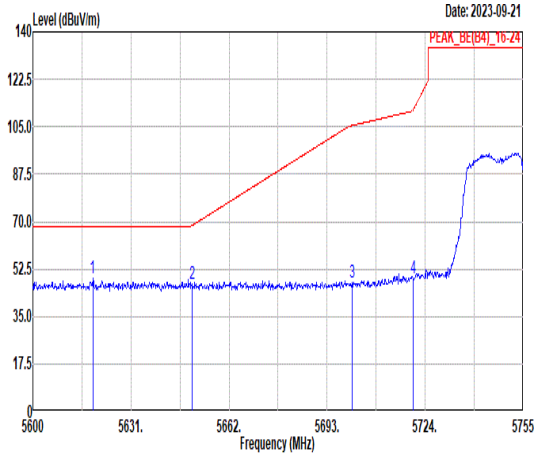 Freq Level Limit Line Margin Read Level Ant Factor Cable Loss Preamp Factor APos TPos Remark MHz dBuV/m dBuV/m dB dBuV dB/m dB dB cm deg 1 5618.91 49.01 68.30 -19.29 39.23 34.88 8.28 33.38 106 138 PEAK 2 5650.38 46.83 68.58 -21.75 36.86 34.94 8.40 33.37 106 138 PEAK 3 5700.91 47.79 105.45 -57.66 37.54 35.02 8.59 33.36 106 138 PEAK 4 5720.13 48.89 111.09 -62.20 38.54 35.05 8.66 33.36 106 138 PEAK	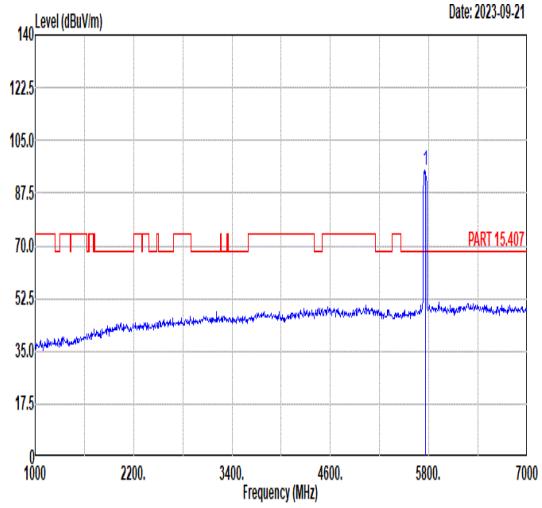 Freq Level Limit Line Margin Read Level Ant Factor Cable Loss Preamp Factor APos TPos Remark MHz dBuV/m dBuV/m dB dBuV dB/m dB dB cm deg 1 5755.00 95.02 ------ ------ 84.50 35.10 8.77 33.35 106 138 PEAK
Avg	Blank	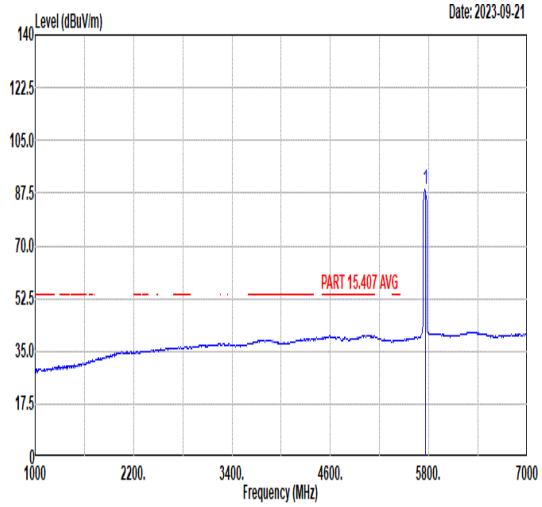 Freq Level Limit Line Margin Read Level Ant Factor Cable Loss Preamp Factor APos TPos Remark MHz dBuV/m dBuV/m dB dBuV dB/m dB dB cm deg 1 5755.00 88.73 ------ ------ 78.21 35.10 8.77 33.35 106 138 AVERAGE

Mode	78	
	Band Edge - R	
	U-NII-3_5.725-5.85_802.11n HT40_CH151_5755MHz	
ANT	CDD 0+1	
Pol.	Horizontal	Fundamental
Peak	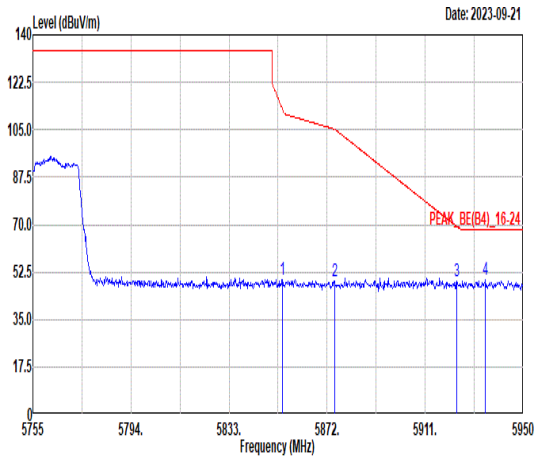 Freq Level Limit Line Margin Read Level Ant Factor Cable Loss Preamp Factor APos TPos Remark MHz dBuV/m dBuV/m dB dBuV dB/m dB dB cm deg 1 5854.26 49.53 112.50 -62.97 38.72 35.27 8.87 33.33 106 138 PEAK 2 5874.93 49.04 105.22 -56.18 38.22 35.30 8.85 33.33 106 138 PEAK 3 5923.68 49.04 69.18 -20.14 38.19 35.38 8.79 33.32 106 138 PEAK 4 5934.99 49.83 68.30 -18.47 38.96 35.40 8.78 33.31 106 138 PEAK	Blank

Mode	78
	Band Edge - L
	U-NII-3_5.725-5.85_802.11n HT40_CH151_5755MHz
ANT	CDD 0+1

Pol.	Vertical	Fundamental
Peak	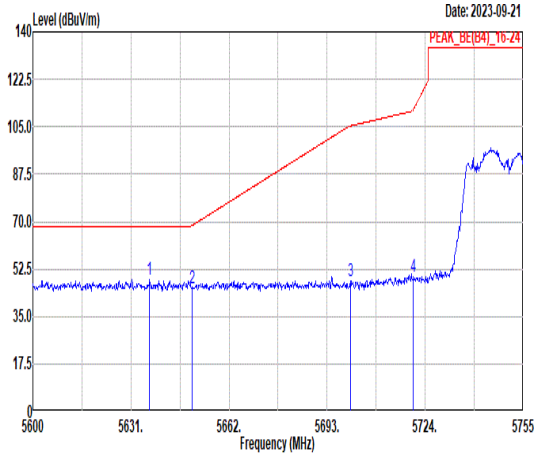 Freq Level Limit Line Margin Read Level Ant Factor Cable Loss Preamp Factor APos TPos Remark MHz dBuV/m dBuV/m dB dBuV dB/m dB dB cm deg 1 5636.89 48.84 68.30 -19.46 38.95 34.91 8.35 33.37 208 111 PEAK 2 5650.22 45.62 68.46 -22.84 35.65 34.94 8.40 33.37 208 111 PEAK 3 5700.44 47.99 105.32 -57.33 37.75 35.02 8.58 33.36 208 111 PEAK 4 5720.28 49.76 111.44 -61.68 39.41 35.05 8.66 33.36 208 111 PEAK	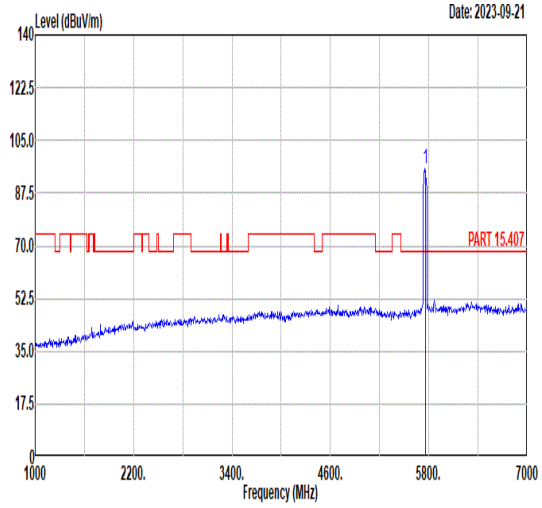 Freq Level Limit Line Margin Read Level Ant Factor Cable Loss Preamp Factor APos TPos Remark MHz dBuV/m dBuV/m dB dBuV dB/m dB dB cm deg 1 5755.00 95.83 ------ ------ 85.34 35.09 8.75 33.35 208 111 PEAK
Avg	Blank	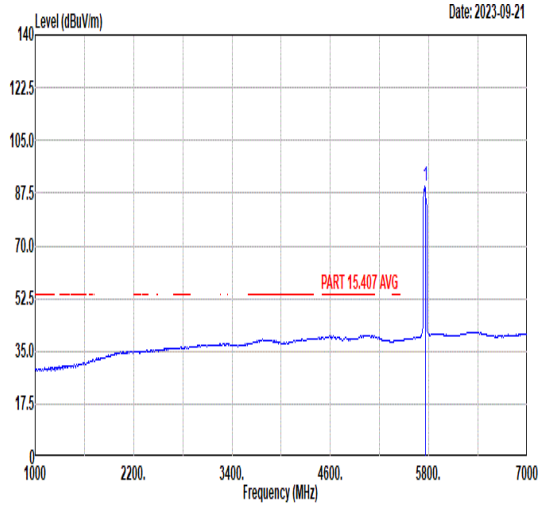 Freq Level Limit Line Margin Read Level Ant Factor Cable Loss Preamp Factor APos TPos Remark MHz dBuV/m dBuV/m dB dBuV dB/m dB dB cm deg 1 5755.00 89.59 ------ ------ 79.10 35.09 8.75 33.35 208 111 AVERAGE

Mode	78	
	Band Edge - R	
	U-NII-3_5.725-5.85_802.11n HT40_CH151_5755MHz	
ANT	CDD 0+1	
Pol.	Vertical	Fundamental
Peak	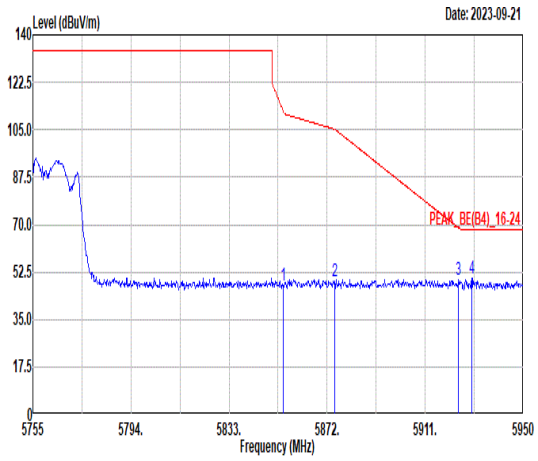 Freq Level Limit Line Margin Read Level Ant Factor Cable Loss Preamp Factor APos TPos Remark MHz dBuV/m dBuV/m dB dBuV dB/m dB dB cm deg 1 5854.65 47.48 111.61 -64.13 36.67 35.27 8.87 33.33 208 111 PEAK 2 5874.93 49.14 105.22 -56.08 38.32 35.30 8.85 33.33 208 111 PEAK 3 5924.26 49.49 68.75 -19.26 38.64 35.38 8.79 33.32 208 111 PEAK 4 5929.53 50.35 68.30 -17.95 39.50 35.39 8.78 33.32 208 111 PEAK	Blank

Mode	78	
	Harmonic	
	U-NII-3_5.725-5.85_802.11n HT40_CH151_5755MHz	
ANT	CDD 0+1	
Pol.	Horizontal	Vertical
Peak Avg	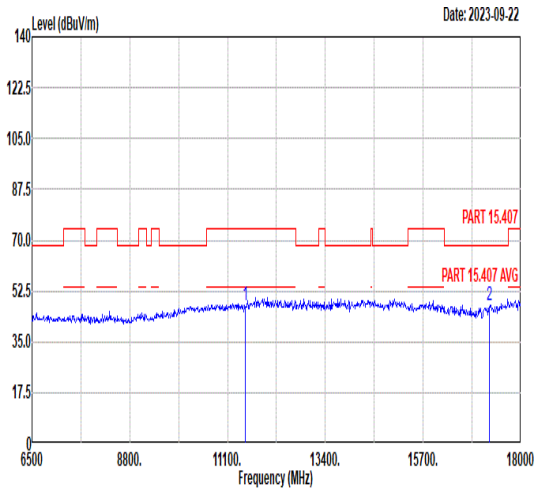 Freq Level Limit Line Margin Read Level Ant Factor Cable Loss Preamp Factor APos TPos Remark MHz dBuV/m dBuV/m dB dBuV dB/m dB dB cm deg 1 11510.00 47.61 74.00 -26.39 55.29 38.60 11.46 57.74 -- -- Peak 2 17265.00 47.34 68.30 -20.96 50.78 41.31 13.18 57.93 -- -- Peak	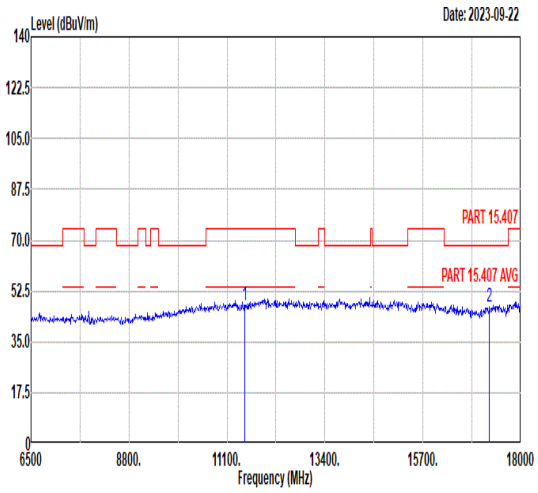 Freq Level Limit Line Margin Read Level Ant Factor Cable Loss Preamp Factor APos TPos Remark MHz dBuV/m dBuV/m dB dBuV dB/m dB dB cm deg 1 11510.00 47.67 74.00 -26.33 55.35 38.60 11.46 57.74 -- -- Peak 2 17265.00 47.08 68.30 -21.22 50.52 41.31 13.18 57.93 -- -- Peak

Mode	79	
	Band Edge - L	
	U-NII-3_5.725-5.85_802.11n HT40_CH159_5795MHz	
ANT	CDD 0+1	
Pol.	Horizontal	Fundamental
Peak	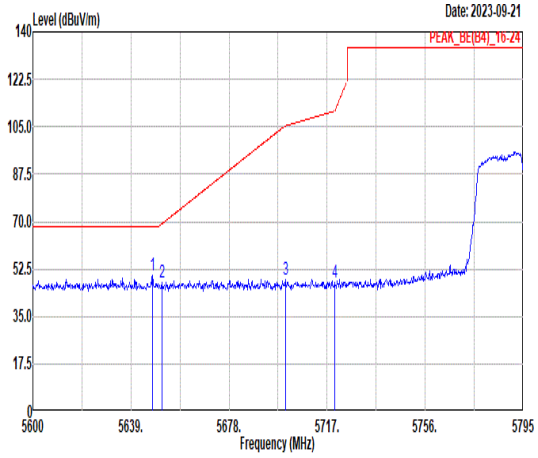 Freq Level Limit Line Margin Read Level Ant Factor Cable Loss Preamp Factor APos TPos Remark MHz dBuV/m dBuV/m dB dBuV dB/m dB dB cm deg 1 5647.58 50.07 68.30 -18.23 40.12 34.93 8.39 33.37 106 138 PEAK 2 5651.29 47.68 69.25 -21.57 37.71 34.94 8.40 33.37 106 138 PEAK 3 5700.43 48.46 105.32 -56.86 38.22 35.02 8.58 33.36 106 138 PEAK 4 5720.12 47.43 111.07 -63.64 37.08 35.05 8.66 33.36 106 138 PEAK	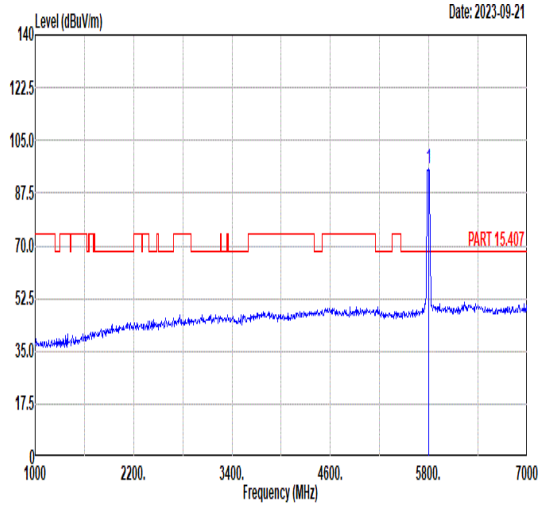 Freq Level Limit Line Margin Read Level Ant Factor Cable Loss Preamp Factor APos TPos Remark MHz dBuV/m dBuV/m dB dBuV dB/m dB dB cm deg 1 5795.00 95.60 ------ ------ 84.82 35.18 8.94 33.34 106 138 PEAK
Avg	Blank	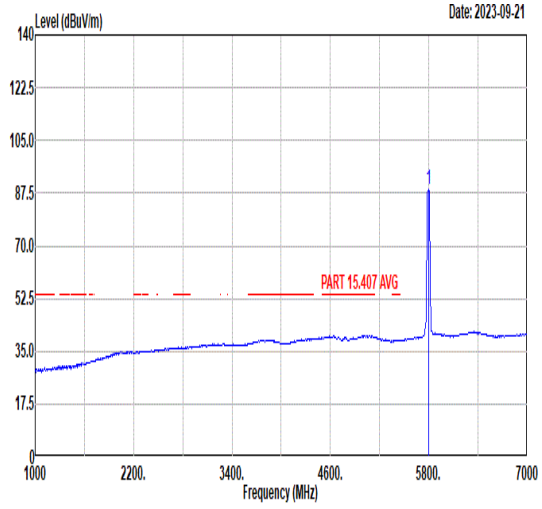 Freq Level Limit Line Margin Read Level Ant Factor Cable Loss Preamp Factor APos TPos Remark MHz dBuV/m dBuV/m dB dBuV dB/m dB dB cm deg 1 5795.00 88.83 ------ ------ 78.07 35.17 8.93 33.34 106 138 AVERAGE

Mode	79	
	Band Edge - R	
	U-NII-3_5.725-5.85_802.11n HT40_CH159_5795MHz	
ANT	CDD 0+1	
Pol.	Horizontal	Fundamental
Peak	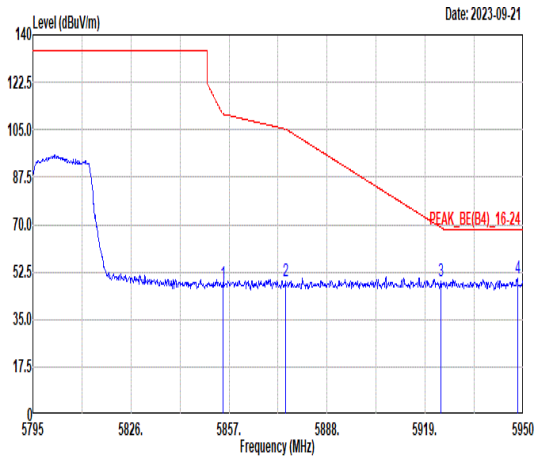 Freq Level Limit Line Margin Read Level Ant Factor Cable Loss Preamp Factor APos TPos Remark MHz dBuV/m dBuV/m dB dBuV dB/m dB dB cm deg 1 5854.99 48.11 110.83 -62.72 37.30 35.27 8.87 33.33 106 138 PEAK 2 5874.83 49.27 105.25 -55.98 38.45 35.30 8.85 33.33 106 138 PEAK 3 5923.96 49.18 68.97 -19.79 38.33 35.38 8.79 33.32 106 138 PEAK 4 5948.14 49.93 68.30 -18.37 39.06 35.42 8.76 33.31 106 138 PEAK	Blank

Mode	79
	Band Edge - L
	U-NII-3_5.725-5.85_802.11n HT40_CH159_5795MHz
ANT	CDD 0+1

Pol.	Vertical	Fundamental
Peak	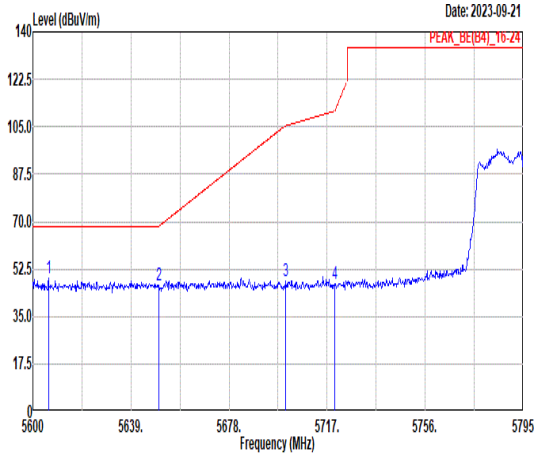 Freq Level Limit Line Margin Read Level Ant Factor Cable Loss Preamp Factor APos TPos Remark MHz dBuV/m dBuV/m dB dBuV dB/m dB dB cm deg 1 5606.24 49.09 68.30 -19.21 39.37 34.86 8.24 33.38 214 30 PEAK 2 5650.12 46.66 68.39 -21.73 36.69 34.94 8.40 33.37 214 30 PEAK 3 5700.62 48.28 105.37 -57.09 38.04 35.02 8.58 33.36 214 30 PEAK 4 5720.12 46.79 111.07 -64.28 36.44 35.05 8.66 33.36 214 30 PEAK	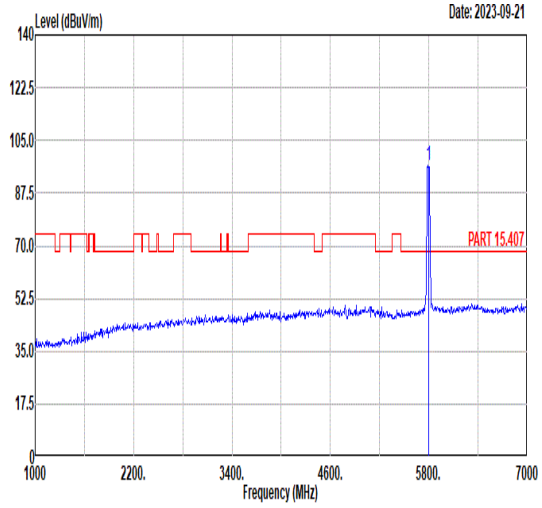 Freq Level Limit Line Margin Read Level Ant Factor Cable Loss Preamp Factor APos TPos Remark MHz dBuV/m dBuV/m dB dBuV dB/m dB dB cm deg 1 5795.00 96.51 ------ ------ 85.78 35.16 8.91 33.34 214 30 PEAK
Avg	Blank	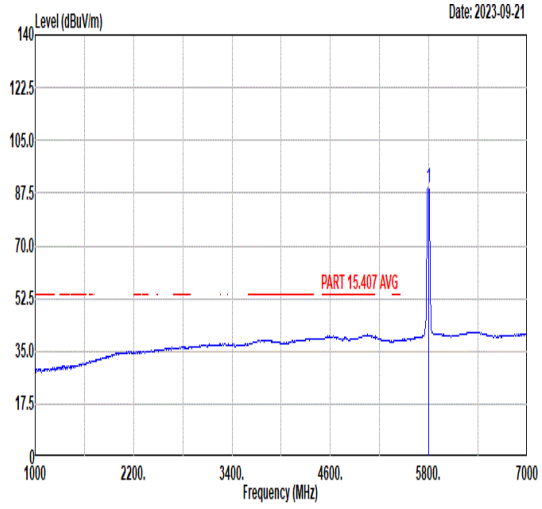 Freq Level Limit Line Margin Read Level Ant Factor Cable Loss Preamp Factor APos TPos Remark MHz dBuV/m dBuV/m dB dBuV dB/m dB dB cm deg 1 5795.00 89.16 ------ ------ 78.43 35.16 8.91 33.34 214 30 AVERAGE

Mode	79	
	Band Edge - R	
	U-NII-3_5.725-5.85_802.11n HT40_CH159_5795MHz	
ANT	CDD 0+1	
Pol.	Vertical	Fundamental
Peak	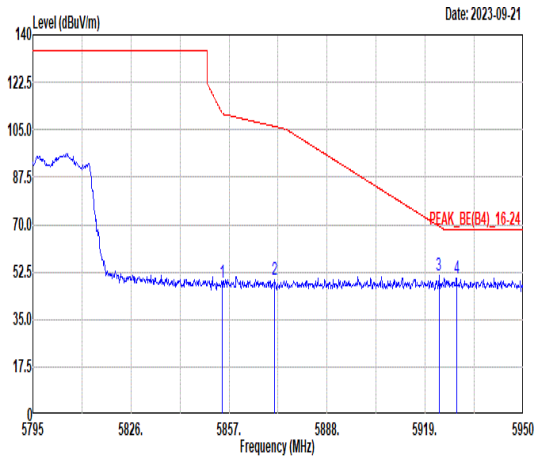 Freq / Level / Limit Line / Margin / Read Level / Ant Factor / Cable Loss / Preamp Factor / APos / TPos / Remark MHz / dBuV/m / dBuV/m / dB / dBuV / dB/m / dB / dB / cm / deg 1 5854.83 48.83 111.19 -62.36 38.02 35.27 8.87 33.33 214 30 PEAK 2 5871.42 49.74 106.20 -56.46 38.93 35.29 8.85 33.33 214 30 PEAK 3 5923.34 51.06 69.42 -18.36 40.21 35.38 8.79 33.32 214 30 PEAK 4 5928.92 50.30 68.30 -18.00 39.45 35.39 8.78 33.32 214 30 PEAK	Blank

Mode	79	
	Harmonic	
	U-NII-3_5.725-5.85_802.11n HT40_CH159_5795MHz	
ANT	CDD 0+1	
Pol.	Horizontal	Vertical
Peak Avg	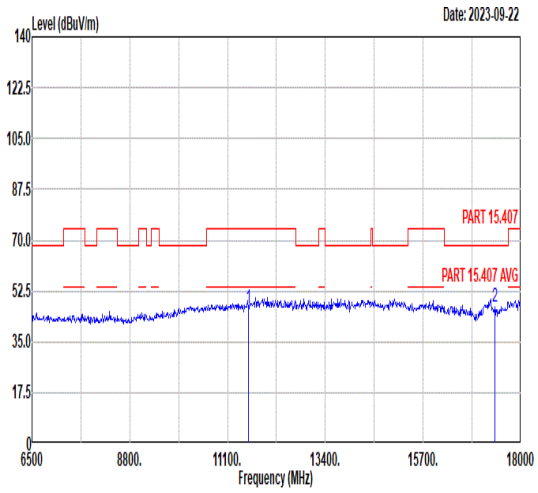 Freq Level Limit Line Margin Read Level Ant Factor Cable Loss Preamp Factor APos TPos Remark MHz dBuV/m dBuV/m dB dBuV dB/m dB dB cm deg 1 11590.00 46.69 74.00 -27.31 54.14 38.70 11.50 57.65 -- -- Peak 2 17385.00 46.94 68.30 -21.36 50.14 41.35 13.21 57.76 -- -- Peak	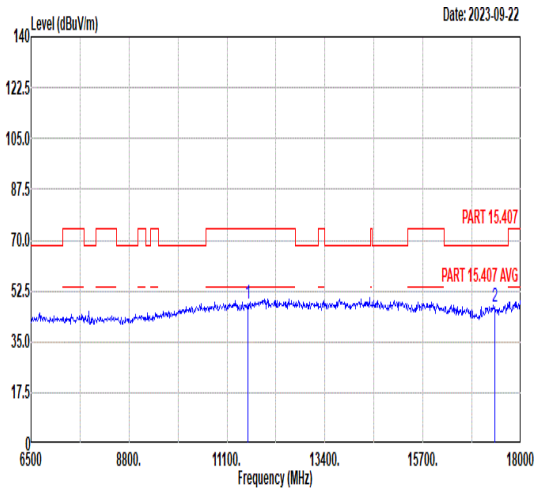 Freq Level Limit Line Margin Read Level Ant Factor Cable Loss Preamp Factor APos TPos Remark MHz dBuV/m dBuV/m dB dBuV dB/m dB dB cm deg 1 11590.00 48.10 74.00 -25.90 55.55 38.70 11.50 57.65 -- -- Peak 2 17385.00 47.03 68.30 -21.27 50.23 41.35 13.21 57.76 -- -- Peak

Mode	80	
	Band Edge - L	
	U-NII-3_5.725-5.85_802.11ac VHT80_CH155_5775MHz	
ANT	CDD 0+1	
Pol.	Horizontal	Fundamental
Peak	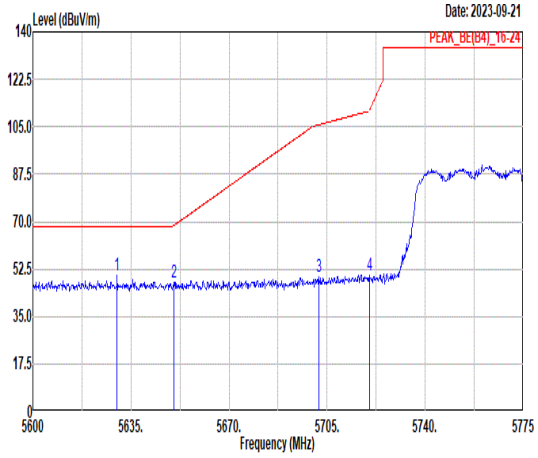 Freq Level Limit Line Margin Read Level Ant Factor Cable Loss Preamp Factor APos TPos Remark MHz dBuV/m dBuV/m dB dBuV dB/m dB dB cm deg 1 5630.10 49.95 68.30 -18.35 40.10 34.90 8.32 33.37 100 137 PEAK 2 5650.40 47.75 68.60 -20.85 37.78 34.94 8.40 33.37 100 137 PEAK 3 5702.03 49.88 105.77 -55.89 39.63 35.02 8.59 33.36 100 137 PEAK 4 5720.05 50.21 110.91 -60.70 39.86 35.05 8.66 33.36 100 137 PEAK	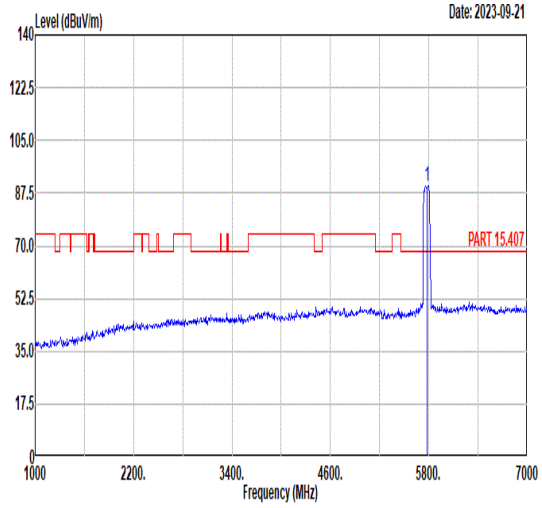 Freq Level Limit Line Margin Read Level Ant Factor Cable Loss Preamp Factor APos TPos Remark MHz dBuV/m dBuV/m dB dBuV dB/m dB dB cm deg 1 5775.00 90.05 ------ ------ 79.32 35.16 8.91 33.34 100 137 PEAK
Avg	Blank	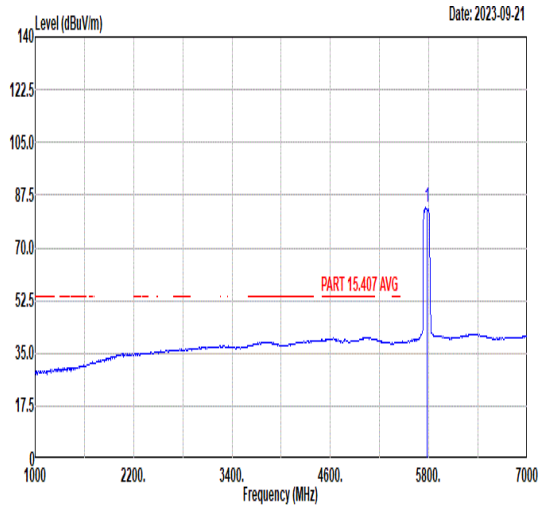 Freq Level Limit Line Margin Read Level Ant Factor Cable Loss Preamp Factor APos TPos Remark MHz dBuV/m dBuV/m dB dBuV dB/m dB dB cm deg 1 5775.00 83.40 ------ ------ 72.81 35.12 8.82 33.35 100 137 AVERAGE

Mode	80	
	Band Edge - R	
	U-NII-3_5.725-5.85_802.11ac VHT80_CH155_5775MHz	
ANT	CDD 0+1	
Pol.	Horizontal	Fundamental
Peak	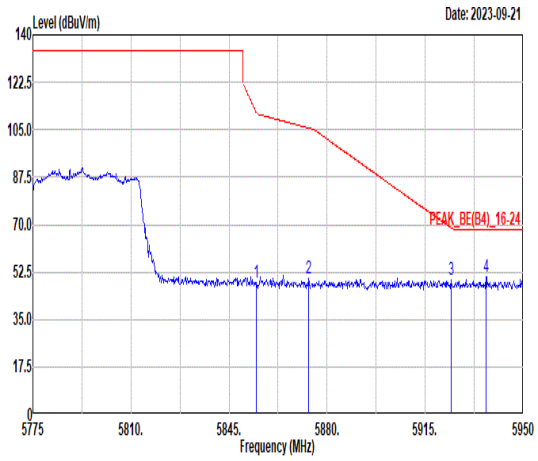 Limit Read Ant Cable Preamp APos TPos Freq Level Line Margin Level Factor Loss Factor Remark MHz dBuV/m dBuV/m dB dBuV dB/m dB dB cm deg 1 5854.80 48.84 111.26 -62.42 38.03 35.27 8.87 33.33 100 137 PEAK 2 5873.53 50.03 105.61 -55.58 39.21 35.30 8.85 33.33 100 137 PEAK 3 5924.28 49.41 68.73 -19.32 38.56 35.38 8.79 33.32 100 137 PEAK 4 5936.70 50.51 68.30 -17.79 39.64 35.40 8.78 33.31 100 137 PEAK	Blank

Mode	80	
	Band Edge - L	
	U-NII-3_5.725-5.85_802.11ac VHT80_CH155_5775MHz	
ANT	CDD 0+1	
Pol.	Vertical	Fundamental
Peak	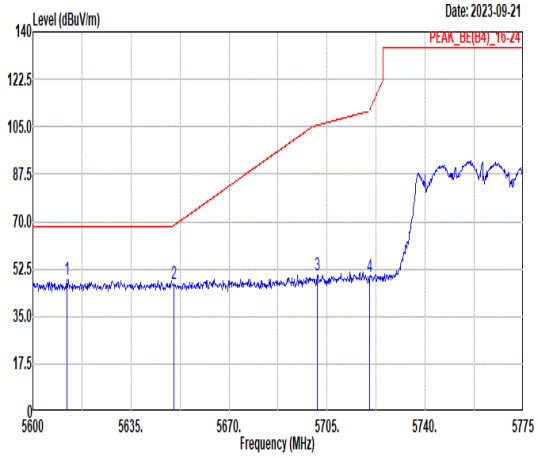 Freq Level Limit Line Margin Read Level Ant Factor Cable Loss Preamp Factor APos TPos Remark MHz dBuV/m dBuV/m dB dBuV dB/m dB dB cm deg 1 5612.08 48.64 68.30 -19.66 38.89 34.87 8.26 33.38 205 98 PEAK 2 5650.40 46.97 68.60 -21.63 37.00 34.94 8.40 33.37 205 98 PEAK 3 5701.50 50.42 105.62 -55.20 40.17 35.02 8.59 33.36 205 98 PEAK 4 5720.05 49.61 110.91 -61.30 39.26 35.05 8.66 33.36 205 98 PEAK	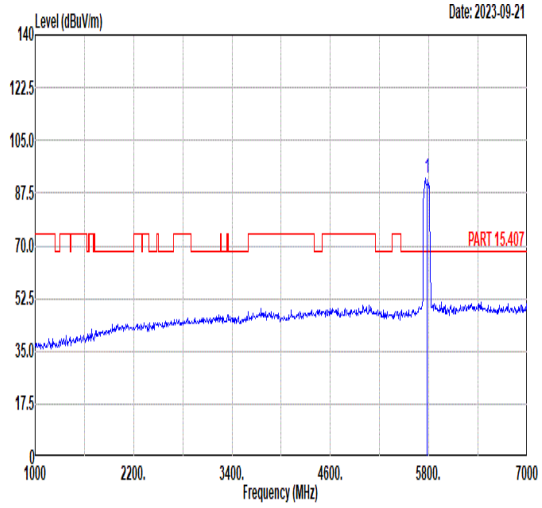 Freq Level Limit Line Margin Read Level Ant Factor Cable Loss Preamp Factor APos TPos Remark MHz dBuV/m dBuV/m dB dBuV dB/m dB dB cm deg 1 5775.00 92.29 ------ ------ 81.73 35.11 8.80 33.35 205 98 PEAK
Avg	Blank	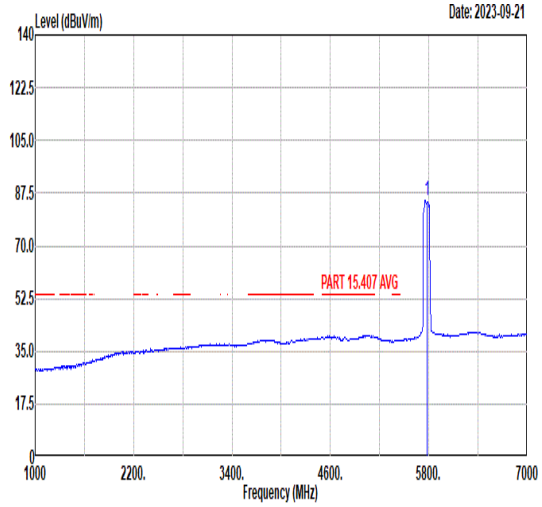 Freq Level Limit Line Margin Read Level Ant Factor Cable Loss Preamp Factor APos TPos Remark MHz dBuV/m dBuV/m dB dBuV dB/m dB dB cm deg 1 5775.00 85.18 ------ ------ 74.62 35.11 8.80 33.35 205 98 AVERAGE

Mode	80	
	Band Edge - R	
	U-NII-3_5.725-5.85_802.11ac VHT80_CH155_5775MHz	
ANT	CDD 0+1	
Pol.	Vertical	Fundamental
Peak	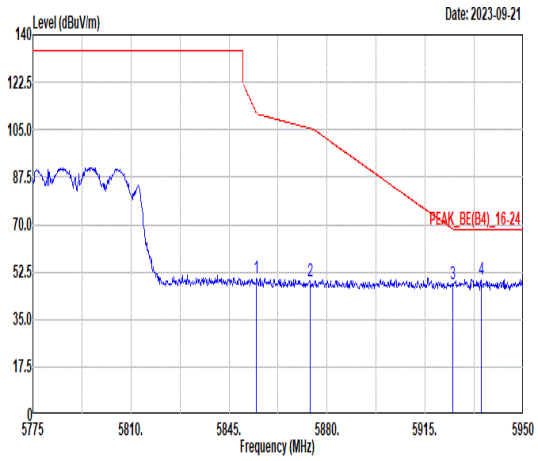 Limit Read Ant Cable Preamp APos TPos Freq Level Line Margin Level Factor Loss Factor Remark MHz dBuV/m dBuV/m dB dBuV dB/m dB dB cm deg 1 5854.80 50.14 111.26 -61.12 39.33 35.27 8.87 33.33 205 98 PEAK 2 5873.88 49.15 105.51 -56.36 38.33 35.30 8.85 33.33 205 98 PEAK 3 5924.98 47.82 68.22 -20.40 36.97 35.38 8.79 33.32 205 98 PEAK 4 5934.95 49.59 68.30 -18.71 38.72 35.40 8.78 33.31 205 98 PEAK	Blank

Mode	80	
	Harmonic	
	U-NII-3_5.725-5.85_802.11ac VHT80_CH155_5775MHz	
ANT	CDD 0+1	
Pol.	Horizontal	Vertical
Peak Avg	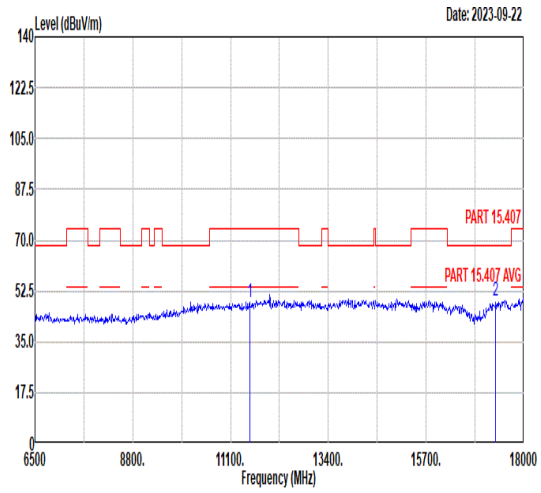 Freq Level Limit Line Margin Read Level Ant Factor Cable Loss Preamp Factor APos TPos Remark MHz dBuV/m dBuV/m dB dBuV dB/m dB dB cm deg 1 11550.00 48.38 74.00 -25.62 55.94 38.65 11.48 57.69 -- -- Peak 2 17325.00 48.99 68.30 -19.31 52.31 41.33 13.19 57.84 -- -- Peak	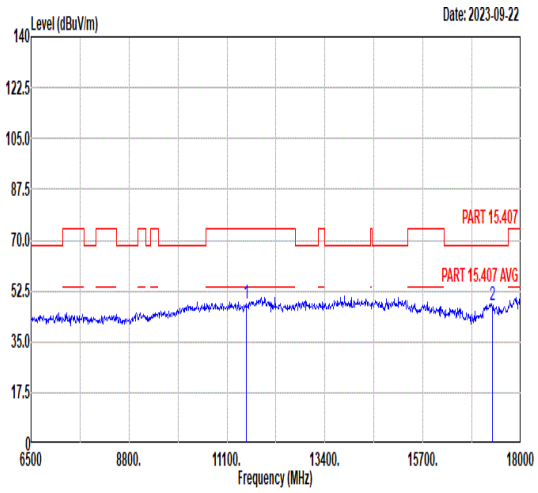 Freq Level Limit Line Margin Read Level Ant Factor Cable Loss Preamp Factor APos TPos Remark MHz dBuV/m dBuV/m dB dBuV dB/m dB dB cm deg 1 11550.00 47.94 74.00 -26.06 55.50 38.65 11.48 57.69 -- -- Peak 2 17325.00 47.58 68.30 -20.72 50.90 41.33 13.19 57.84 -- -- Peak

Mode	81	
	Band Edge	
	U-NII-3_5.725-5.85_802.11ax HE20_CH149_Full_5745MHz	
ANT	CDD 0+1	
Pol.	Horizontal	Fundamental
Peak	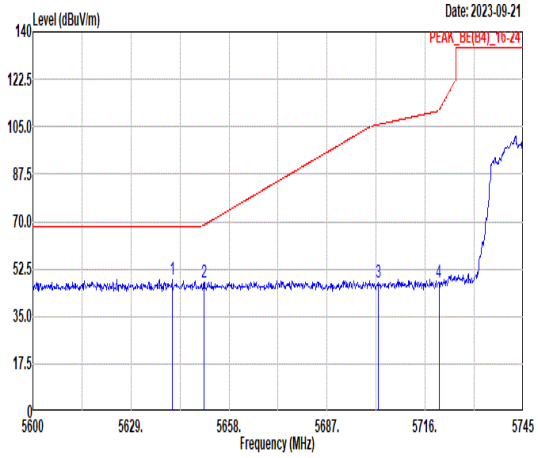 Freq Level Limit Line Margin Read Level Ant Factor Cable Loss Preamp Factor APos TPos Remark MHz dBuV/m dBuV/m dB dBuV dB/m dB dB cm deg 1 5641.18 48.60 68.30 -19.70 38.69 34.92 8.36 33.37 100 128 PEAK 2 5650.61 47.44 68.75 -21.31 37.47 34.94 8.40 33.37 100 128 PEAK 3 5702.23 47.54 105.82 -58.28 37.29 35.02 8.59 33.36 100 128 PEAK 4 5720.06 47.48 110.94 -63.46 37.13 35.05 8.66 33.36 100 128 PEAK	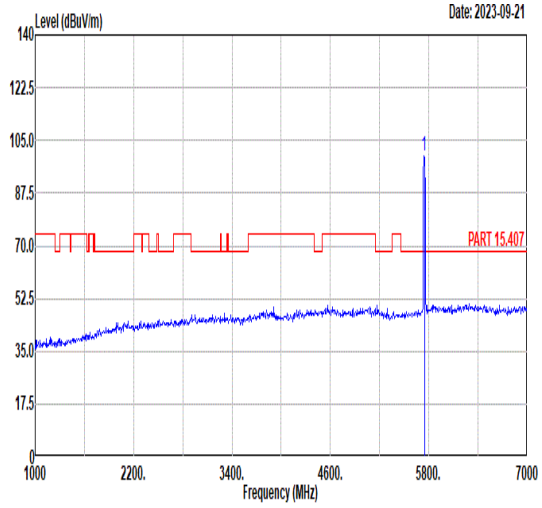 Freq Level Limit Line Margin Read Level Ant Factor Cable Loss Preamp Factor APos TPos Remark MHz dBuV/m dBuV/m dB dBuV dB/m dB dB cm deg 1 5745.00 99.79 ------ ------ 89.33 35.08 8.73 33.35 100 128 PEAK
Avg	Blank	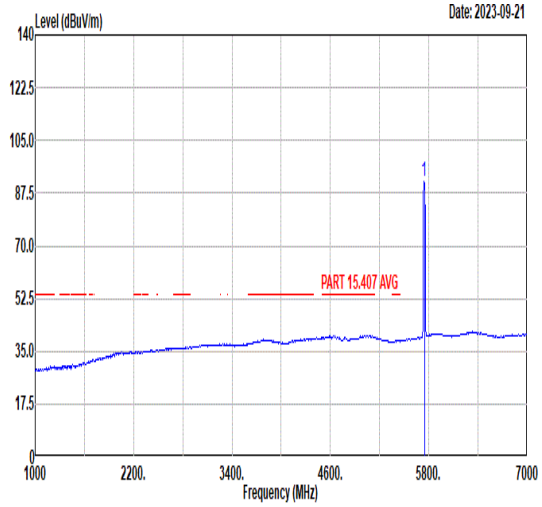 Freq Level Limit Line Margin Read Level Ant Factor Cable Loss Preamp Factor APos TPos Remark MHz dBuV/m dBuV/m dB dBuV dB/m dB dB cm deg 1 5745.00 91.29 ------ ------ 80.83 35.08 8.73 33.35 100 128 AVERAGE

Mode	81	
	Band Edge	
	U-NII-3_5.725-5.85_802.11ax HE20_CH149_Full_5745MHz	
ANT	CDD 0+1	
Pol.	Vertical	Fundamental
Peak	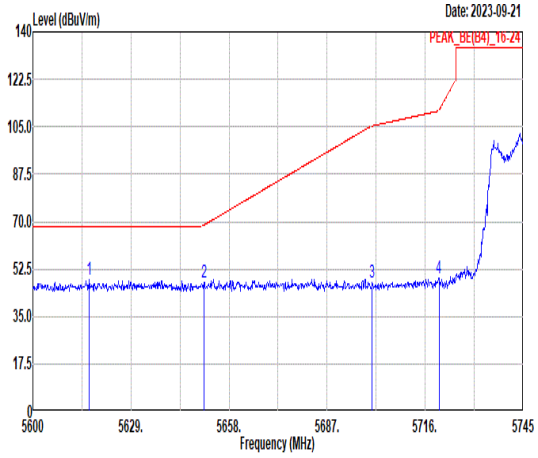 Freq Level Limit Line Margin Read Level Ant Factor Cable Loss Preamp Factor APos TPos Remark MHz dBuV/m dBuV/m dB dBuV dB/m dB dB cm deg 1 5616.68 48.38 68.30 -19.92 38.61 34.88 8.27 33.38 209 113 PEAK 2 5650.61 47.38 68.75 -21.37 37.41 34.94 8.40 33.37 209 113 PEAK 3 5700.34 47.59 105.30 -57.71 37.35 35.02 8.58 33.36 209 113 PEAK 4 5720.06 49.13 110.94 -61.81 38.78 35.05 8.66 33.36 209 113 PEAK	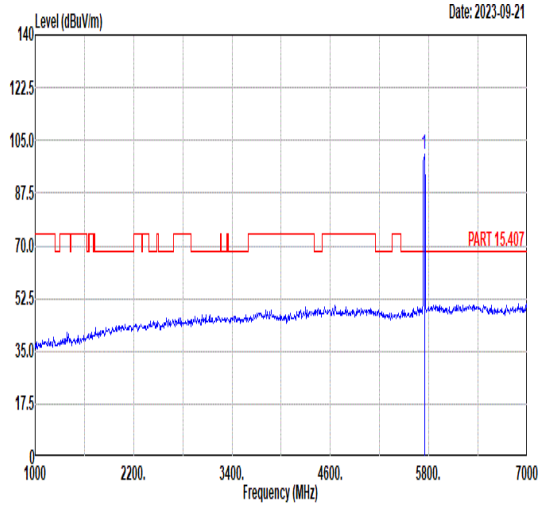 Freq Level Limit Line Margin Read Level Ant Factor Cable Loss Preamp Factor APos TPos Remark MHz dBuV/m dBuV/m dB dBuV dB/m dB dB cm deg 1 5745.00 100.34 ------ ------ 89.85 35.09 8.75 33.35 209 113 PEAK
Avg	Blank	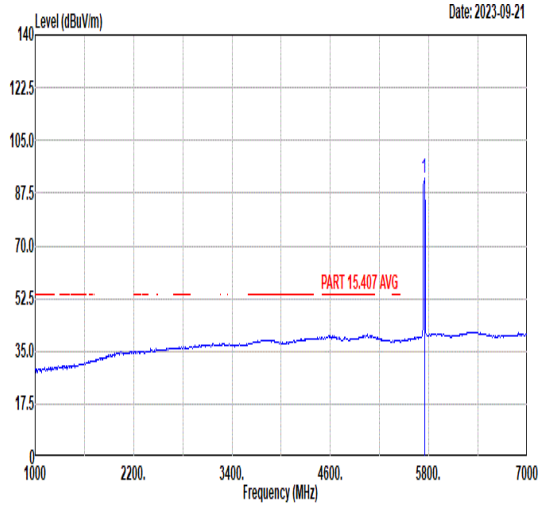 Freq Level Limit Line Margin Read Level Ant Factor Cable Loss Preamp Factor APos TPos Remark MHz dBuV/m dBuV/m dB dBuV dB/m dB dB cm deg 1 5745.00 92.50 ------ ------ 82.01 35.09 8.75 33.35 209 113 AVERAGE

Mode	81	
	Harmonic	
	U-NII-3_5.725-5.85_802.11ax HE20_CH149_Full_5745MHz	
ANT	CDD 0+1	
Pol.	Horizontal	Vertical
Peak Avg	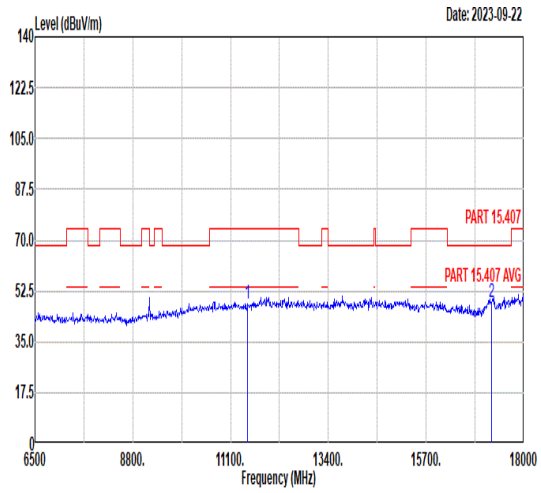 Freq Level Limit Line Margin Read Level Ant Factor Cable Loss Preamp Factor APos TPos Remark MHz dBuV/m dBuV/m dB dBuV dB/m dB dB cm deg 1 11490.00 47.94 74.00 -26.06 55.67 38.58 11.45 57.76 -- -- Peak 2 17235.00 48.77 68.30 -19.53 52.28 41.29 13.17 57.97 -- -- Peak	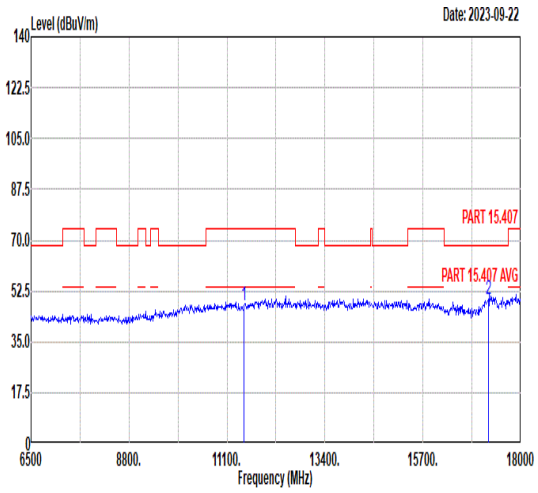 Freq Level Limit Line Margin Read Level Ant Factor Cable Loss Preamp Factor APos TPos Remark MHz dBuV/m dBuV/m dB dBuV dB/m dB dB cm deg 1 11490.00 47.39 74.00 -26.61 55.12 38.58 11.45 57.76 -- -- Peak 2 17235.00 49.88 68.30 -18.42 53.39 41.29 13.17 57.97 -- -- Peak

Mode	82	
	Harmonic	
	U-NII-3_5.725-5.85_802.11ax HE20_CH157_Full_5785MHz	
ANT	CDD 0+1	
Pol.	Horizontal	Vertical
Peak Avg	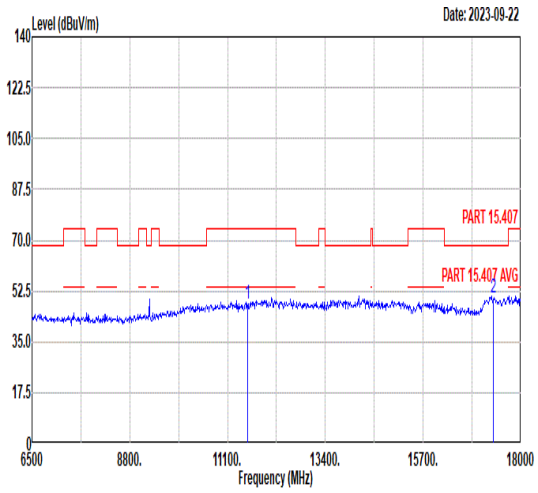 Freq Level Limit Line Margin Read Level Ant Factor Cable Loss Preamp Factor APos TPos Remark MHz dBuV/m dBuV/m dB dBuV dB/m dB dB cm deg 1 11570.00 48.16 74.00 -25.84 55.66 38.68 11.49 57.67 -- -- Peak 2 17355.00 50.13 68.30 -18.17 53.39 41.34 13.20 57.80 -- -- Peak	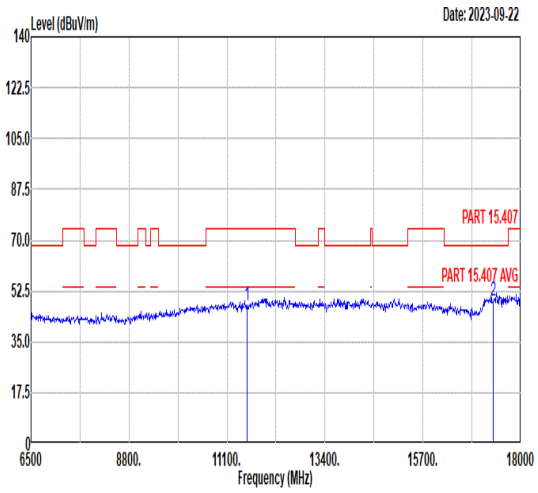 Freq Level Limit Line Margin Read Level Ant Factor Cable Loss Preamp Factor APos TPos Remark MHz dBuV/m dBuV/m dB dBuV dB/m dB dB cm deg 1 11570.00 47.60 74.00 -26.40 55.10 38.68 11.49 57.67 -- -- Peak 2 17355.00 48.94 68.30 -19.36 52.20 41.34 13.20 57.80 -- -- Peak

Mode	83	
	Band Edge	
	U-NII-3_5.725-5.85_802.11ax HE20_CH165_Full_5825MHz	
ANT	CDD 0+1	
Pol.	Horizontal	Fundamental
Peak	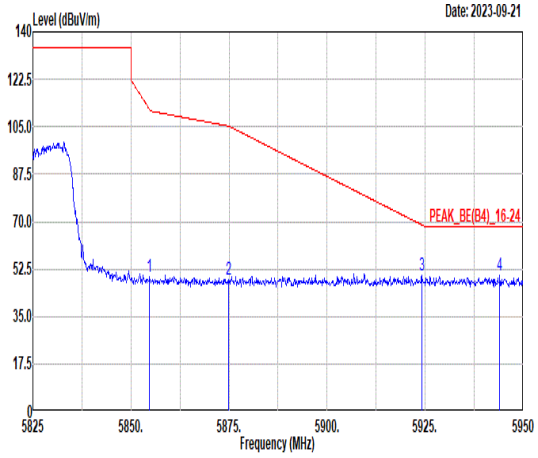 Freq Level Limit Line Margin Read Level Ant Factor Cable Loss Preamp Factor APos TPos Remark MHz dBuV/m dBuV/m dB dBuV dB/m dB dB cm deg 1 5854.75 49.66 111.37 -61.71 38.85 35.27 8.87 33.33 100 124 PEAK 2 5874.88 48.51 105.23 -56.72 37.69 35.30 8.85 33.33 100 124 PEAK 3 5924.13 49.93 68.84 -18.91 39.08 35.38 8.79 33.32 100 124 PEAK 4 5944.00 50.04 68.30 -18.26 39.17 35.41 8.77 33.31 100 124 PEAK	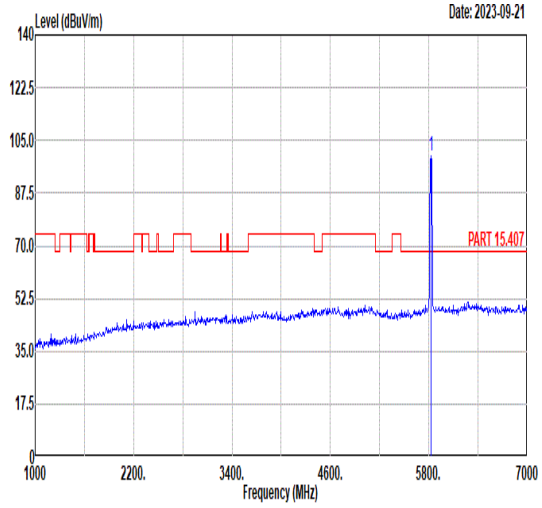 Freq Level Limit Line Margin Read Level Ant Factor Cable Loss Preamp Factor APos TPos Remark MHz dBuV/m dBuV/m dB dBuV dB/m dB dB cm deg 1 5825.00 99.64 ------ ------ 88.85 35.22 8.91 33.34 100 124 PEAK
Avg	Blank	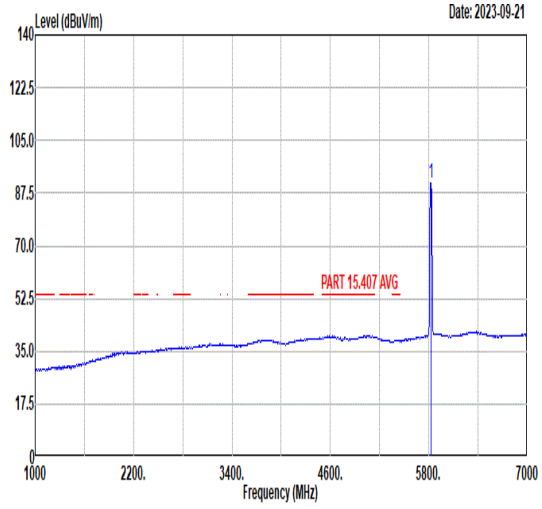 Freq Level Limit Line Margin Read Level Ant Factor Cable Loss Preamp Factor APos TPos Remark MHz dBuV/m dBuV/m dB dBuV dB/m dB dB cm deg 1 5825.00 91.04 ------ ------ 80.25 35.22 8.91 33.34 100 124 AVERAGE

Mode	83	
	Band Edge	
	U-NII-3_5.725-5.85_802.11ax HE20_CH165_Full_5825MHz	
ANT	CDD 0+1	
Pol.	Vertical	Fundamental
Peak	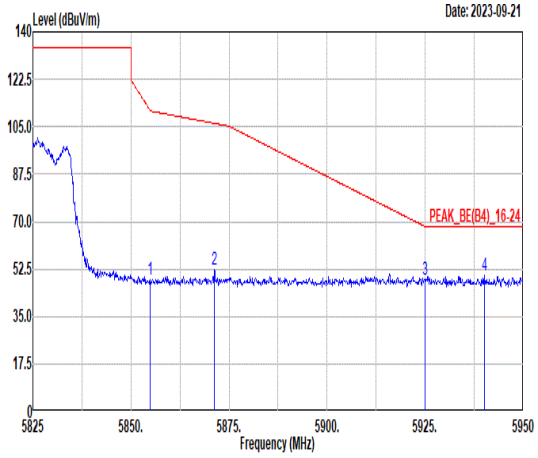 Freq Level Limit Line Margin Read Level Ant Factor Cable Loss Preamp Factor APos TPos Remark MHz dBuV/m dBuV/m dB dBuV dB/m dB dB cm deg 1 5854.88 48.37 111.08 -62.71 37.56 35.27 8.87 33.33 223 101 PEAK 2 5871.25 52.39 106.25 -53.86 41.58 35.29 8.85 33.33 223 101 PEAK 3 5925.00 48.70 68.20 -19.50 37.85 35.38 8.79 33.32 223 101 PEAK 4 5940.13 50.06 68.30 -18.24 39.19 35.41 8.77 33.31 223 101 PEAK	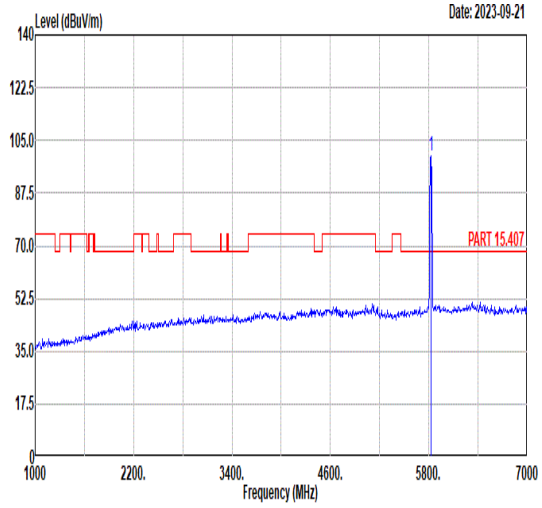 Freq Level Limit Line Margin Read Level Ant Factor Cable Loss Preamp Factor APos TPos Remark MHz dBuV/m dBuV/m dB dBuV dB/m dB dB cm deg 1 5825.00 99.99 ------ ------ 89.20 35.22 8.91 33.34 223 101 PEAK
Avg	Blank	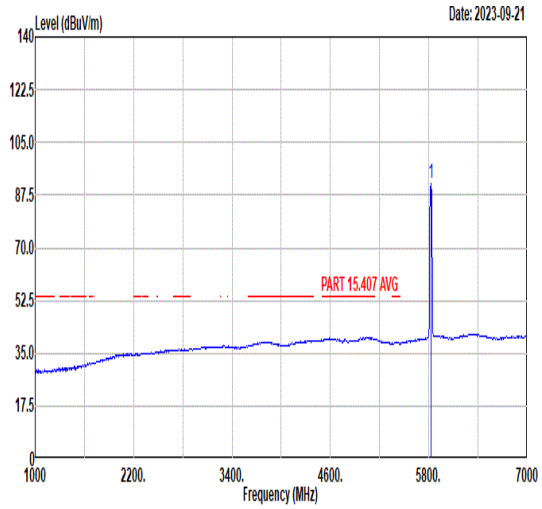 Freq Level Limit Line Margin Read Level Ant Factor Cable Loss Preamp Factor APos TPos Remark MHz dBuV/m dBuV/m dB dBuV dB/m dB dB cm deg 1 5825.00 91.43 ------ ------ 80.64 35.22 8.91 33.34 223 101 AVERAGE

Mode	83	
	Harmonic	
	U-NII-3_5.725-5.85_802.11ax HE20_CH165_Full_5825MHz	
ANT	CDD 0+1	
Pol.	Horizontal	Vertical
Peak Avg	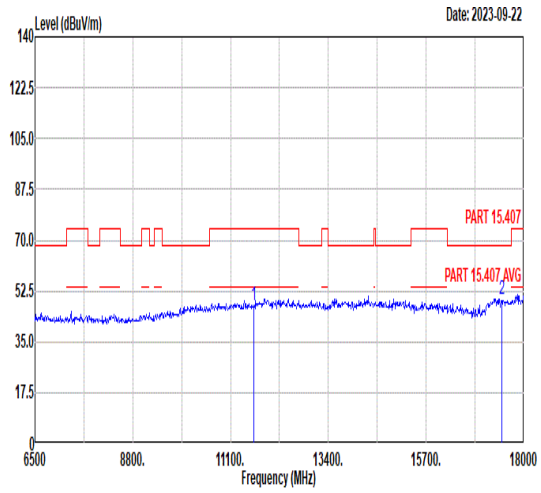 Freq Level Limit Line Margin Read Level Ant Factor Cable Loss Preamp Factor APos TPos Remark MHz dBuV/m dBuV/m dB dBuV dB/m dB dB cm deg 1 11650.00 47.29 74.00 -26.71 54.56 38.78 11.53 57.58 -- -- Peak 2 17475.00 49.46 68.30 -18.84 52.47 41.39 13.23 57.63 -- -- Peak	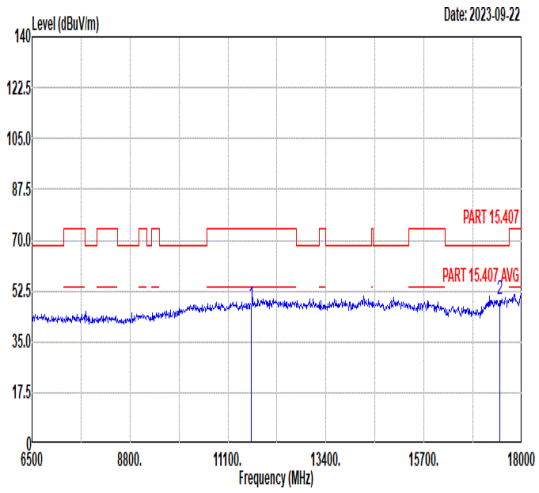 Freq Level Limit Line Margin Read Level Ant Factor Cable Loss Preamp Factor APos TPos Remark MHz dBuV/m dBuV/m dB dBuV dB/m dB dB cm deg 1 11650.00 47.59 74.00 -26.41 54.86 38.78 11.53 57.58 -- -- Peak 2 17475.00 49.50 68.30 -18.80 52.51 41.39 13.23 57.63 -- -- Peak

Mode	84	
	Band Edge - L	
	U-NII-3_5.725-5.85_802.11ax HE20_CH151_Full_5755MHz	
ANT	CDD 0+1	
Pol.	Horizontal	Fundamental
Peak	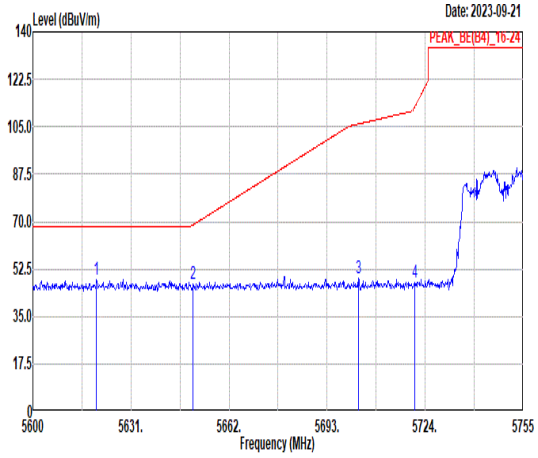 Freq Level Limit Line Margin Read Level Ant Factor Cable Loss Preamp Factor APos TPos Remark MHz dBuV/m dBuV/m dB dBuV dB/m dB dB cm deg 1 5620.15 48.58 68.30 -19.72 38.78 34.89 8.29 33.38 400 143 PEAK 2 5650.69 46.80 68.81 -22.01 36.83 34.94 8.40 33.37 400 143 PEAK 3 5702.92 49.12 106.02 -56.90 38.87 35.02 8.59 33.36 400 143 PEAK 4 5720.59 47.61 112.15 -64.54 37.26 35.05 8.66 33.36 400 143 PEAK	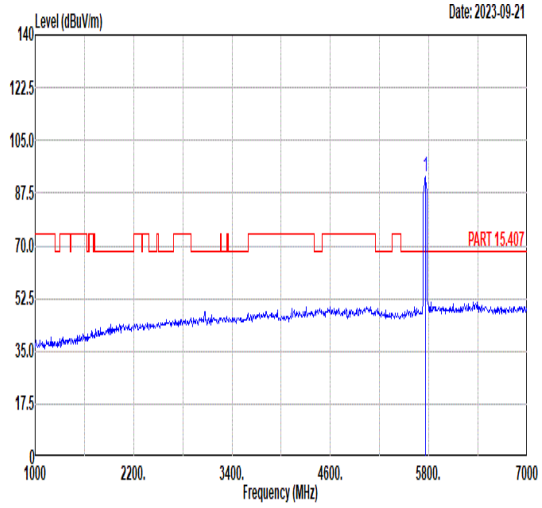 Freq Level Limit Line Margin Read Level Ant Factor Cable Loss Preamp Factor APos TPos Remark MHz dBuV/m dBuV/m dB dBuV dB/m dB dB cm deg 1 5755.00 93.01 ------ ------ 82.42 35.12 8.82 33.35 400 143 PEAK
Avg	Blank	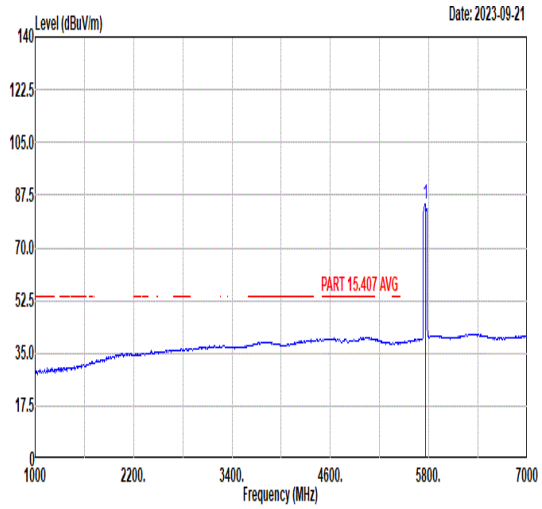 Freq Level Limit Line Margin Read Level Ant Factor Cable Loss Preamp Factor APos TPos Remark MHz dBuV/m dBuV/m dB dBuV dB/m dB dB cm deg 1 5755.00 84.59 ------ ------ 74.00 35.12 8.82 33.35 400 143 AVERAGE

Mode	84	
	Band Edge - R	
	U-NII-3_5.725-5.85_802.11ax HE20_CH151_Full_5755MHz	
ANT	CDD 0+1	
Pol.	Horizontal	Fundamental
Peak	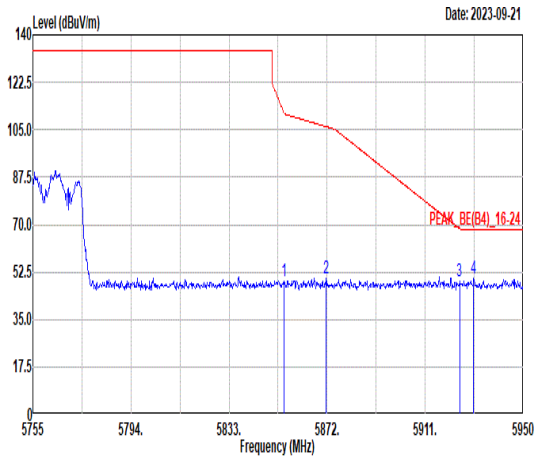 Freq Level Limit Line Margin Read Level Ant Factor Cable Loss Preamp Factor APos TPos Remark MHz dBuV/m dBuV/m dB dBuV dB/m dB dB cm deg 1 5854.84 48.90 111.17 -62.27 38.09 35.27 8.87 33.33 400 143 PEAK 2 5871.61 49.94 106.15 -56.21 39.13 35.29 8.85 33.33 400 143 PEAK 3 5924.65 48.99 68.46 -19.47 38.14 35.38 8.79 33.32 400 143 PEAK 4 5930.31 50.25 68.30 -18.05 39.40 35.39 8.78 33.32 400 143 PEAK	Blank

Mode	84
	Band Edge - L
	U-NII-3_5.725-5.85_802.11ax HE20_CH151_Full_5755MHz
ANT	CDD 0+1

Pol.	Vertical	Fundamental
Peak	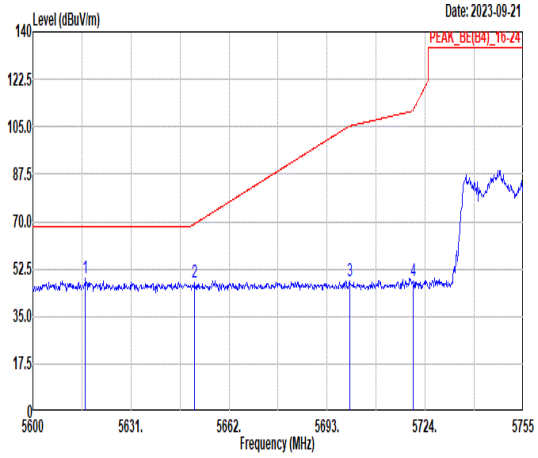 Freq Level Limit Line Margin Read Level Ant Factor Cable Loss Preamp Factor APos TPos Remark MHz dBuV/m dBuV/m dB dBuV dB/m dB dB cm deg 1 5616.59 49.01 68.30 -19.29 39.24 34.88 8.27 33.38 200 280 PEAK 2 5651.00 47.39 69.04 -21.65 37.42 34.94 8.40 33.37 200 280 PEAK 3 5700.13 48.01 105.24 -57.23 37.77 35.02 8.58 33.36 200 280 PEAK 4 5720.13 48.01 111.09 -63.08 37.66 35.05 8.66 33.36 200 280 PEAK	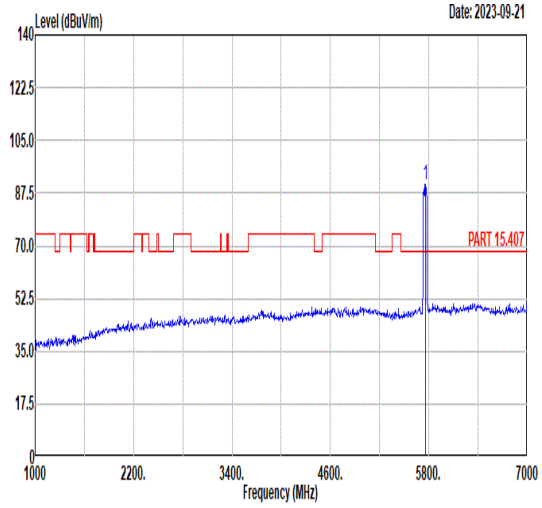 Freq Level Limit Line Margin Read Level Ant Factor Cable Loss Preamp Factor APos TPos Remark MHz dBuV/m dBuV/m dB dBuV dB/m dB dB cm deg 1 5755.00 90.50 ------ ------ 80.01 35.09 8.75 33.35 200 280 PEAK
Avg	Blank	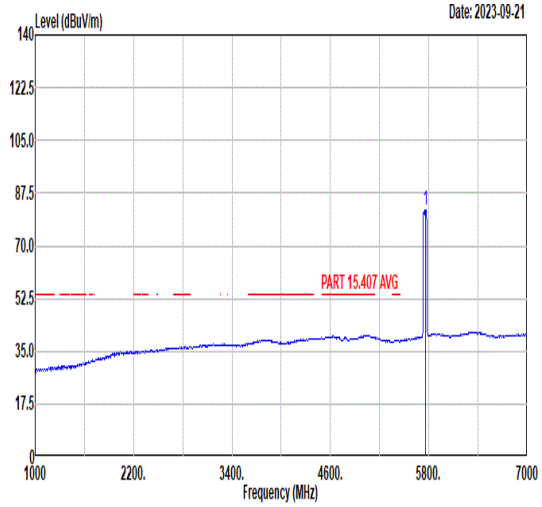 Freq Level Limit Line Margin Read Level Ant Factor Cable Loss Preamp Factor APos TPos Remark MHz dBuV/m dBuV/m dB dBuV dB/m dB dB cm deg 1 5755.00 82.09 ------ ------ 71.47 35.13 8.84 33.35 200 280 AVERAGE

Mode	84	
	Band Edge - R	
	U-NII-3_5.725-5.85_802.11ax HE20_CH151_Full_5755MHz	
ANT	CDD 0+1	
Pol.	Vertical	Fundamental
Peak	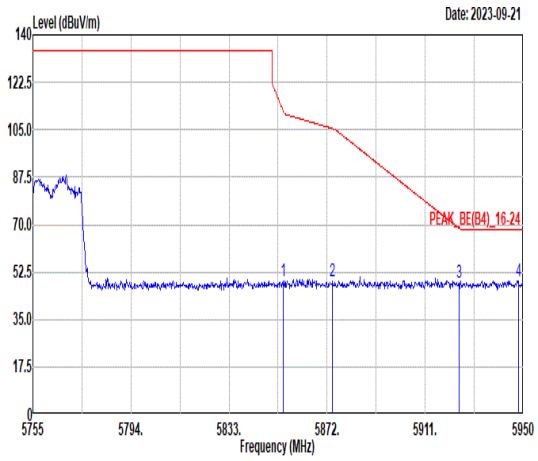 Freq / Level / Limit Line / Margin / Read Level / Ant Factor / Cable Loss / Preamp Factor / APos / TPos / Remark MHz / dBuV/m / dBuV/m / dB / dBuV / dB/m / dB / dB / cm / deg 1 5854.65 49.13 111.61 -62.48 38.32 35.27 8.87 33.33 200 280 PEAK 2 5874.15 49.03 105.44 -56.41 38.21 35.30 8.85 33.33 200 280 PEAK 3 5924.46 48.58 68.60 -20.02 37.73 35.38 8.79 33.32 200 280 PEAK 4 5948.05 49.13 68.30 -19.17 38.26 35.42 8.76 33.31 200 280 PEAK	Blank

Mode	84	
	Harmonic	
	U-NII-3_5.725-5.85_802.11ax HE20_CH151_Full_5755MHz	
ANT	CDD 0+1	
Pol.	Horizontal	Vertical
Peak Avg	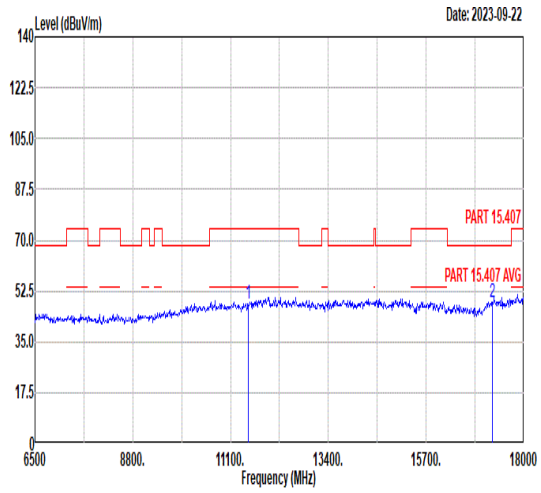 Freq Level Limit Line Margin Read Level Ant Factor Cable Loss Preamp Factor APos TPos Remark MHz dBuV/m dBuV/m dB dBuV dB/m dB dB cm deg 1 11510.00 48.12 74.00 -25.88 55.80 38.60 11.46 57.74 -- -- Peak 2 17265.00 48.41 68.30 -19.89 51.85 41.31 13.18 57.93 -- -- Peak	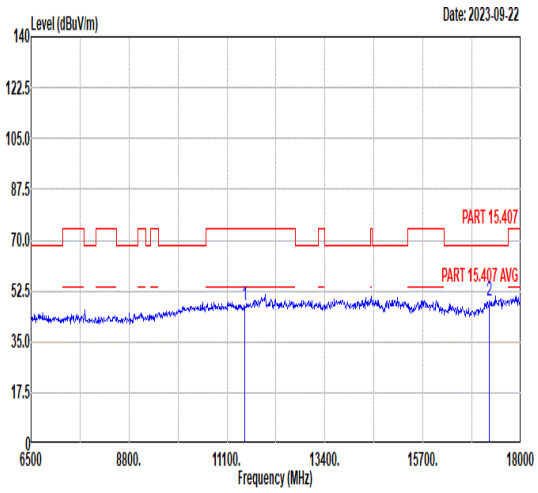 Freq Level Limit Line Margin Read Level Ant Factor Cable Loss Preamp Factor APos TPos Remark MHz dBuV/m dBuV/m dB dBuV dB/m dB dB cm deg 1 11510.00 47.59 74.00 -26.41 55.27 38.60 11.46 57.74 -- -- Peak 2 17265.00 48.88 68.30 -19.42 52.32 41.31 13.18 57.93 -- -- Peak

Mode	85
	Band Edge - L
	U-NII-3_5.725-5.85_802.11ax HE20_CH159_Full_5795MHz
ANT	CDD 0+1

Pol.	Horizontal	Fundamental
Peak	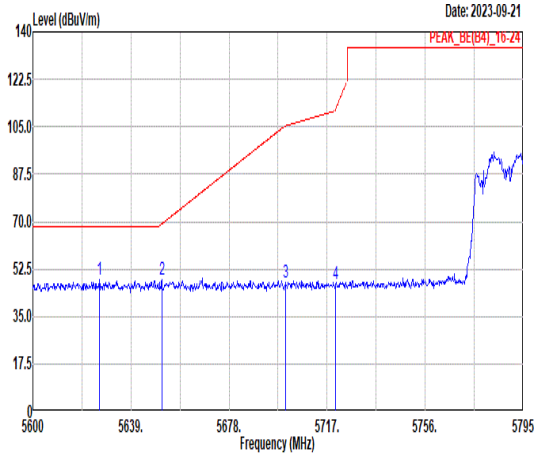 Freq Level Limit Line Margin Read Level Ant Factor Cable Loss Preamp Factor APos TPos Remark MHz dBuV/m dBuV/m dB dBuV dB/m dB dB cm deg 1 5626.52 48.47 68.30 -19.83 38.63 34.90 8.31 33.37 180 360 PEAK 2 5651.29 48.56 69.25 -20.69 38.59 34.94 8.40 33.37 180 360 PEAK 3 5700.62 47.80 105.37 -57.57 37.56 35.02 8.58 33.36 180 360 PEAK 4 5720.32 46.91 111.52 -64.61 36.56 35.05 8.66 33.36 180 360 PEAK	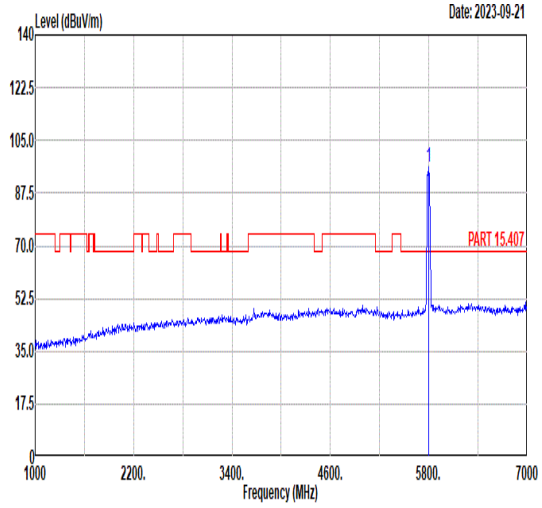 Freq Level Limit Line Margin Read Level Ant Factor Cable Loss Preamp Factor APos TPos Remark MHz dBuV/m dBuV/m dB dBuV dB/m dB dB cm deg 1 5795.00 96.21 ------ ------ 85.45 35.17 8.93 33.34 180 360 PEAK
Avg	Blank	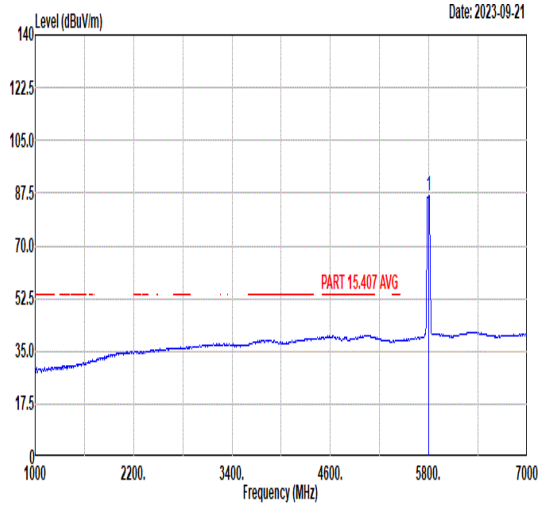 Freq Level Limit Line Margin Read Level Ant Factor Cable Loss Preamp Factor APos TPos Remark MHz dBuV/m dBuV/m dB dBuV dB/m dB dB cm deg 1 5795.00 86.75 ------ ------ 75.99 35.17 8.93 33.34 180 360 AVERAGE

Mode	85	
	Band Edge - R	
	U-NII-3_5.725-5.85_802.11ax HE20_CH159_Full_5795MHz	
ANT	CDD 0+1	
Pol.	Horizontal	Fundamental
Peak	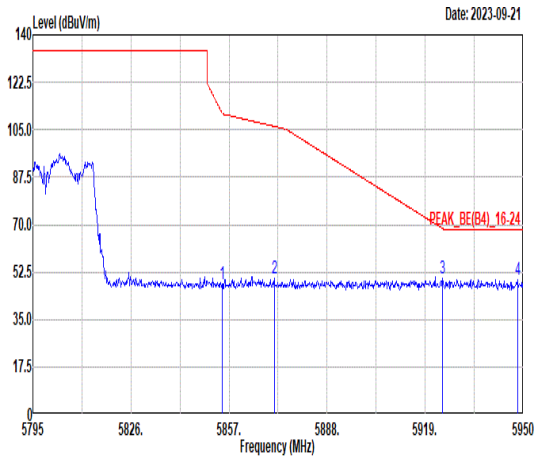 Freq / Level / Limit Line / Margin / Read Level / Ant Factor / Cable Loss / Preamp Factor / APos / TPos / Remark MHz / dBuV/m / dBuV/m / dB / dBuV / dB/m / dB / dB / cm / deg 1 5854.83 48.32 111.19 -62.87 37.51 35.27 8.87 33.33 180 360 PEAK 2 5871.26 50.01 106.25 -56.24 39.20 35.29 8.85 33.33 180 360 PEAK 3 5924.58 49.99 68.51 -18.52 39.14 35.38 8.79 33.32 180 360 PEAK 4 5948.14 49.70 68.30 -18.60 38.83 35.42 8.76 33.31 180 360 PEAK	Blank

Mode	85	
	Band Edge - L	
	U-NII-3_5.725-5.85_802.11ax HE20_CH159_Full_5795MHz	
ANT	CDD 0+1	
Pol.	Vertical	Fundamental
Peak	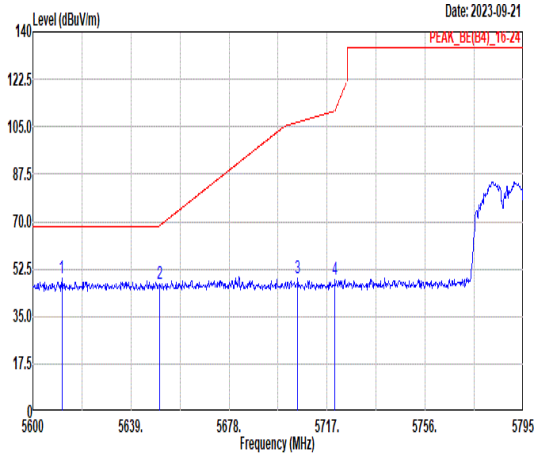 Freq Level Limit Line Margin Read Level Ant Factor Cable Loss Preamp Factor APos TPos Remark MHz dBuV/m dBuV/m dB dBuV dB/m dB dB cm deg 1 5611.51 49.16 68.30 -19.14 39.41 34.87 8.26 33.38 300 170 PEAK 2 5650.31 47.01 68.53 -21.52 37.04 34.94 8.40 33.37 300 170 PEAK 3 5705.30 49.30 106.69 -57.39 39.03 35.03 8.60 33.36 300 170 PEAK 4 5720.12 48.69 111.07 -62.38 38.34 35.05 8.66 33.36 300 170 PEAK	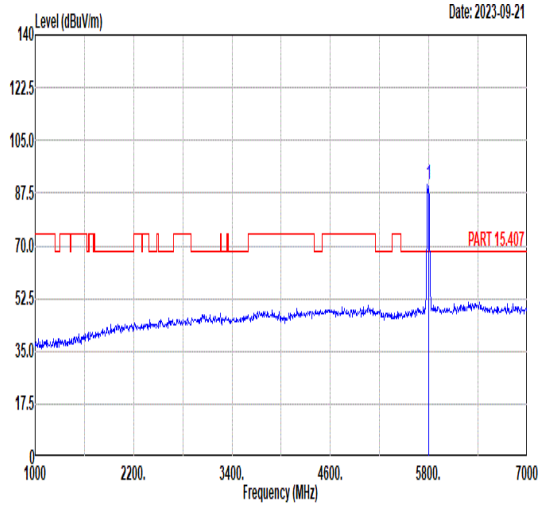 Freq Level Limit Line Margin Read Level Ant Factor Cable Loss Preamp Factor APos TPos Remark MHz dBuV/m dBuV/m dB dBuV dB/m dB dB cm deg 1 5795.00 90.39 ------ ------ 79.70 35.15 8.88 33.34 300 170 PEAK
Avg	Blank	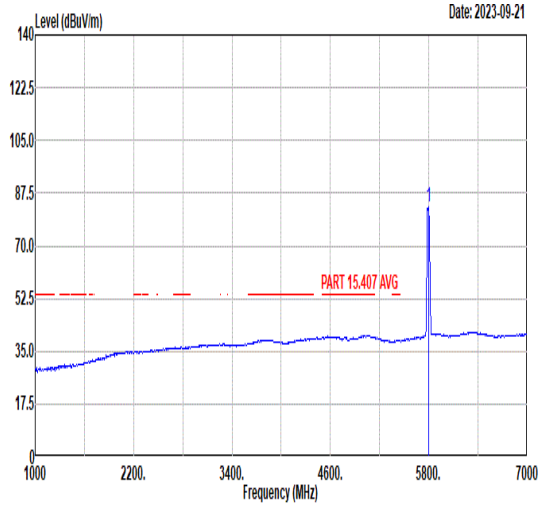 Freq Level Limit Line Margin Read Level Ant Factor Cable Loss Preamp Factor APos TPos Remark MHz dBuV/m dBuV/m dB dBuV dB/m dB dB cm deg 1 5795.00 82.74 ------ ------ 71.98 35.17 8.93 33.34 300 170 AVERAGE

Mode	85	
	Band Edge - R	
	U-NII-3_5.725-5.85_802.11ax HE20_CH159_Full_5795MHz	
ANT	CDD 0+1	
Pol.	Vertical	Fundamental
Peak	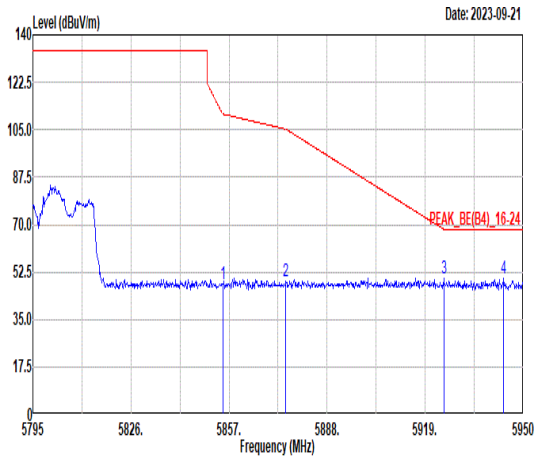 Freq Level Limit Line Margin Read Level Ant Factor Cable Loss Preamp Factor APos TPos Remark MHz dBuV/m dBuV/m dB dBuV dB/m dB dB cm deg 1 5854.99 48.12 110.83 -62.71 37.31 35.27 8.87 33.33 300 170 PEAK 2 5874.98 49.37 105.21 -55.84 38.55 35.30 8.85 33.33 300 170 PEAK 3 5924.89 50.24 68.28 -18.04 39.39 35.38 8.79 33.32 300 170 PEAK 4 5943.80 49.99 68.30 -18.31 39.12 35.41 8.77 33.31 300 170 PEAK	Blank

Mode	85	
	Harmonic	
	U-NII-3_5.725-5.85_802.11ax HE20_CH159_Full_5795MHz	
ANT	CDD 0+1	
Pol.	Horizontal	Vertical
Peak Avg	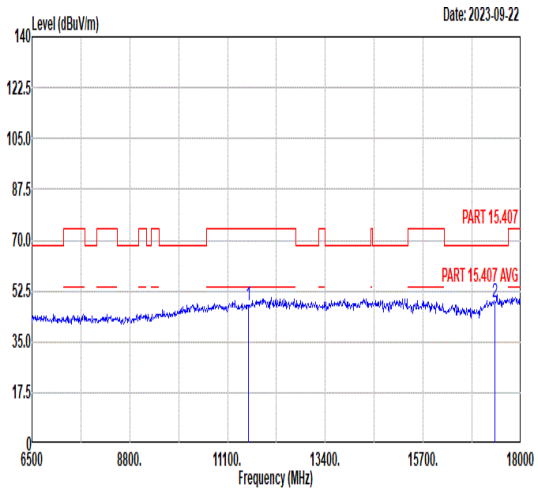 Freq Level Limit Line Margin Read Level Ant Factor Cable Loss Preamp Factor APos TPos Remark MHz dBuV/m dBuV/m dB dBuV dB/m dB dB cm deg 1 11590.00 47.53 74.00 -26.47 54.98 38.70 11.50 57.65 -- -- Peak 2 17385.00 48.44 68.30 -19.86 51.64 41.35 13.21 57.76 -- -- Peak	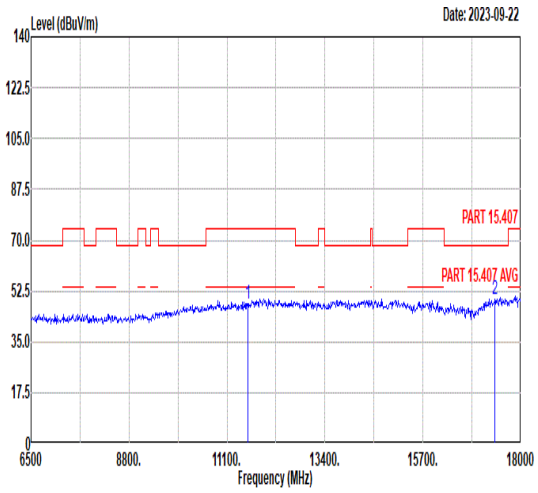 Freq Level Limit Line Margin Read Level Ant Factor Cable Loss Preamp Factor APos TPos Remark MHz dBuV/m dBuV/m dB dBuV dB/m dB dB cm deg 1 11590.00 47.89 74.00 -26.11 55.34 38.70 11.50 57.65 -- -- Peak 2 17385.00 49.44 68.30 -18.86 52.64 41.35 13.21 57.76 -- -- Peak

Mode	86	
	Band Edge - L	
	U-NII-3_5.725-5.85_802.11ax HE20_CH155_Full_5775MHz	
ANT	CDD 0+1	
Pol.	Horizontal	Fundamental
Peak	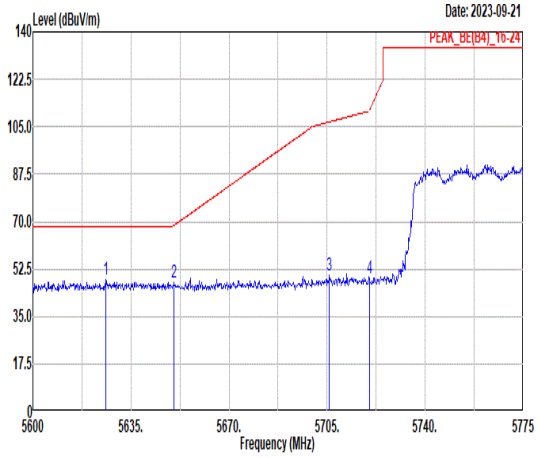 Freq Level Limit Line Margin Read Level Ant Factor Cable Loss Preamp Factor APos TPos Remark MHz dBuV/m dBuV/m dB dBuV dB/m dB dB cm deg 1 5625.90 48.86 68.30 -19.44 39.02 34.90 8.31 33.37 100 135 PEAK 2 5650.40 47.72 68.60 -20.88 37.75 34.94 8.40 33.37 100 135 PEAK 3 5705.88 49.93 106.85 -56.92 39.66 35.03 8.60 33.36 100 135 PEAK 4 5720.05 49.30 110.91 -61.61 38.95 35.05 8.66 33.36 100 135 PEAK	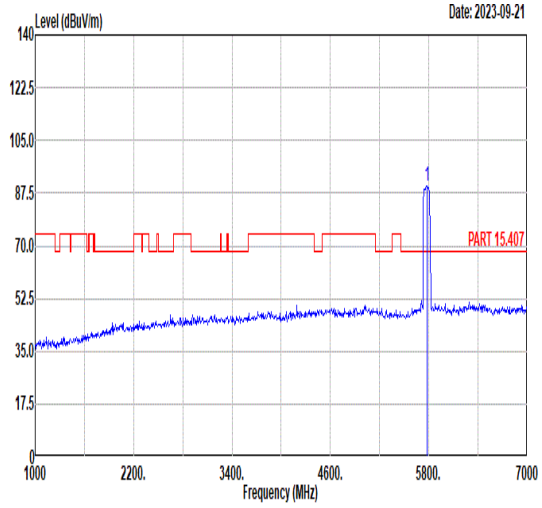 Freq Level Limit Line Margin Read Level Ant Factor Cable Loss Preamp Factor APos TPos Remark MHz dBuV/m dBuV/m dB dBuV dB/m dB dB cm deg 1 5775.00 90.00 ------ ------ 79.31 35.15 8.88 33.34 100 135 PEAK
Avg	Blank	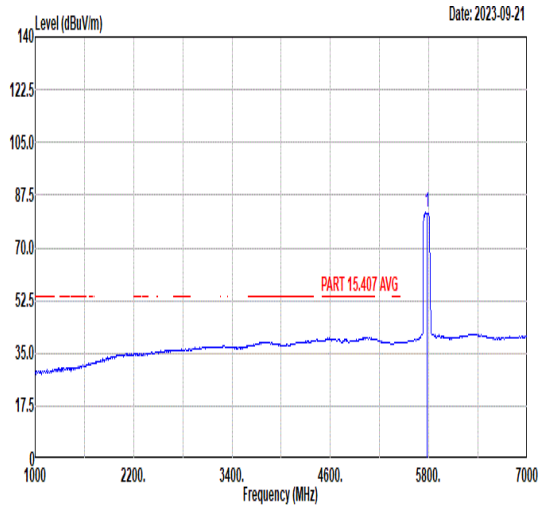 Freq Level Limit Line Margin Read Level Ant Factor Cable Loss Preamp Factor APos TPos Remark MHz dBuV/m dBuV/m dB dBuV dB/m dB dB cm deg 1 5775.00 81.89 ------ ------ 71.30 35.12 8.82 33.35 100 135 AVERAGE

Mode	86	
	Band Edge - R	
	U-NII-3_5.725-5.85_802.11ax HE20_CH155_Full_5775MHz	
ANT	CDD 0+1	
Pol.	Horizontal	Fundamental
Peak	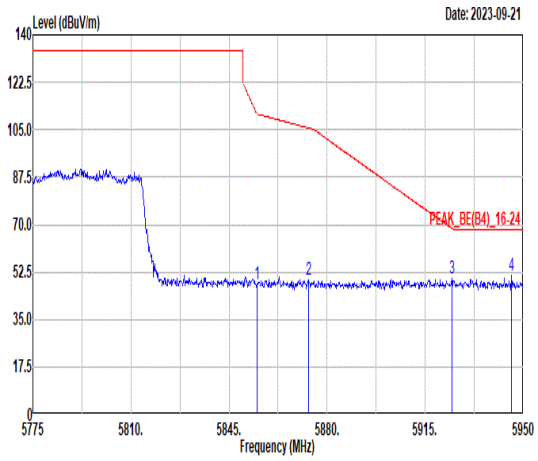 Freq / Level / Limit Line / Margin / Read Level / Ant Factor / Cable Loss / Preamp Factor / APos / TPos / Remark MHz / dBuV/m / dBuV/m / dB / dBuV / dB/m / dB / dB / cm / deg 1 5854.98 48.06 110.86 -62.80 37.25 35.27 8.87 33.33 100 135 PEAK 2 5873.35 49.73 105.66 -55.93 38.91 35.30 8.85 33.33 100 135 PEAK 3 5924.45 50.24 68.61 -18.37 39.39 35.38 8.79 33.32 100 135 PEAK 4 5945.80 51.00 68.30 -17.30 40.13 35.42 8.76 33.31 100 135 PEAK	Blank

Mode	86	
	Band Edge - L	
	U-NII-3_5.725-5.85_802.11ax HE20_CH155_Full_5775MHz	
ANT	CDD 0+1	
Pol.	Vertical	Fundamental
Peak	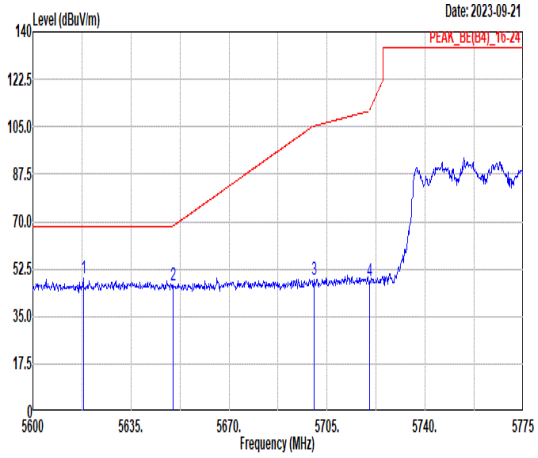 Freq Level Limit Line Margin Read Level Ant Factor Cable Loss Preamp Factor APos TPos Remark MHz dBuV/m dBuV/m dB dBuV dB/m dB dB cm deg 1 5618.03 49.12 68.30 -19.18 39.34 34.88 8.28 33.38 217 91 PEAK 2 5650.05 46.55 68.34 -21.79 36.58 34.94 8.40 33.37 217 91 PEAK 3 5700.28 48.79 105.28 -56.49 38.55 35.02 8.58 33.36 217 91 PEAK 4 5720.05 47.93 110.91 -62.98 37.58 35.05 8.66 33.36 217 91 PEAK	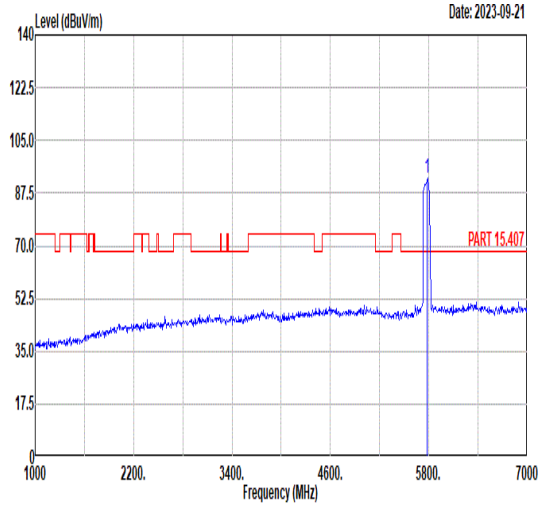 Freq Level Limit Line Margin Read Level Ant Factor Cable Loss Preamp Factor APos TPos Remark MHz dBuV/m dBuV/m dB dBuV dB/m dB dB cm deg 1 5775.00 92.46 ------ ------ 81.73 35.16 8.91 33.34 217 91 PEAK
Avg	Blank	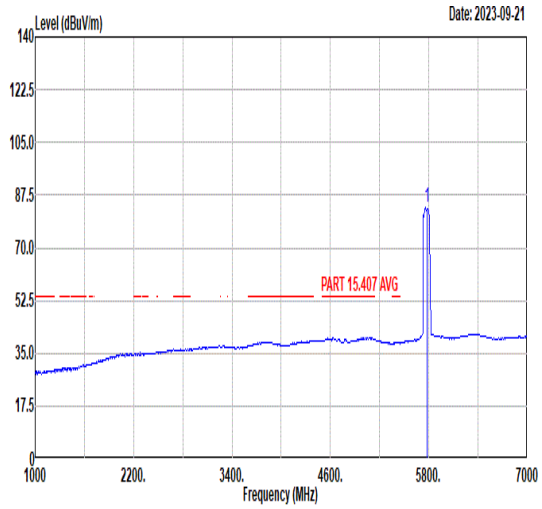 Freq Level Limit Line Margin Read Level Ant Factor Cable Loss Preamp Factor APos TPos Remark MHz dBuV/m dBuV/m dB dBuV dB/m dB dB cm deg 1 5775.00 83.56 ------ ------ 73.00 35.11 8.80 33.35 217 91 AVERAGE

Mode	86	
	Band Edge - R	
	U-NII-3_5.725-5.85_802.11ax HE20_CH155_Full_5775MHz	
ANT	CDD 0+1	
Pol.	Vertical	Fundamental
Peak	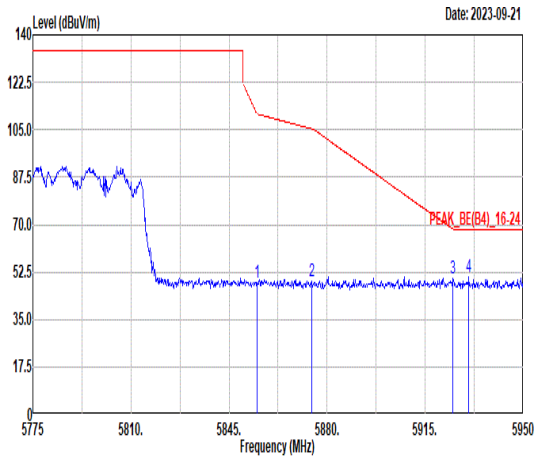 Freq Level Limit Line Margin Read Level Ant Factor Cable Loss Preamp Factor APos TPos Remark MHz dBuV/m dBuV/m dB dBuV dB/m dB dB cm deg 1 5854.98 48.59 110.86 -62.27 37.78 35.27 8.87 33.33 217 91 PEAK 2 5874.40 49.06 105.37 -56.31 38.24 35.30 8.85 33.33 217 91 PEAK 3 5924.98 49.94 68.22 -18.28 39.09 35.38 8.79 33.32 217 91 PEAK 4 5930.58 50.52 68.30 -17.78 39.67 35.39 8.78 33.32 217 91 PEAK	Blank

Mode	86	
	Harmonic	
	U-NII-3_5.725-5.85_802.11ax HE20_CH155_Full_5775MHz	
ANT	CDD 0+1	
Pol.	Horizontal	Vertical
Peak Avg	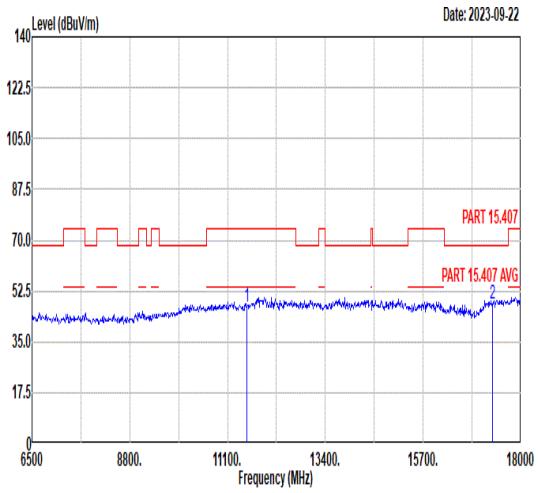 Freq Level Limit Line Margin Read Level Ant Factor Cable Loss Preamp Factor APos TPos Remark MHz dBuV/m dBuV/m dB dBuV dB/m dB dB cm deg 1 11550.00 46.84 74.00 -27.16 54.40 38.65 11.48 57.69 -- -- Peak 2 17325.00 48.34 68.30 -19.96 51.66 41.33 13.19 57.84 -- -- Peak	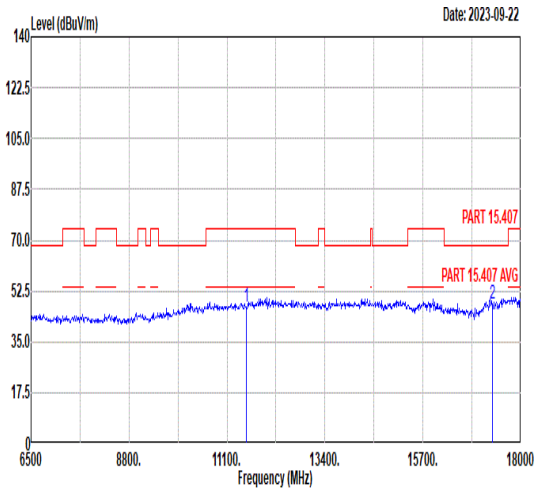 Freq Level Limit Line Margin Read Level Ant Factor Cable Loss Preamp Factor APos TPos Remark MHz dBuV/m dBuV/m dB dBuV dB/m dB dB cm deg 1 11550.00 47.05 74.00 -26.95 54.61 38.65 11.48 57.69 -- -- Peak 2 17325.00 48.20 68.30 -20.10 51.52 41.33 13.19 57.84 -- -- Peak

Mode	87	
	Band Edge	
	U-NII-3_5.725-5.85_802.11ax HE20_CH149_Partial RU26/0_5745MHz	
ANT	CDD 0+1	
Pol.	Horizontal	Fundamental
Peak	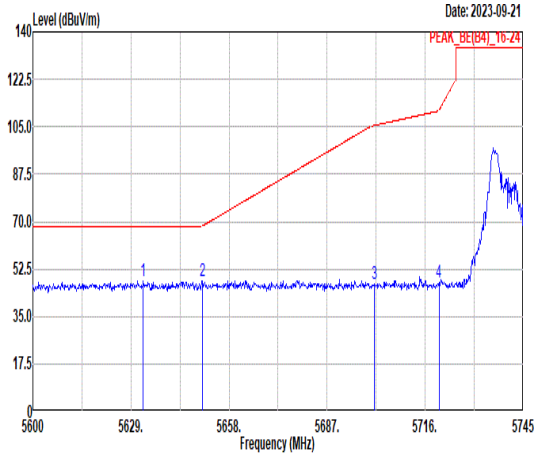 Freq Level Limit Line Margin Read Level Ant Factor Cable Loss Preamp Factor APos TPos Remark MHz dBuV/m dBuV/m dB dBuV dB/m dB dB cm deg 1 5632.63 47.92 68.30 -20.38 38.05 34.91 8.33 33.37 100 118 PEAK 2 5650.03 48.02 68.32 -20.30 38.05 34.94 8.40 33.37 100 118 PEAK 3 5701.07 47.02 105.50 -58.48 36.77 35.02 8.59 33.36 100 118 PEAK 4 5720.06 47.39 110.94 -63.55 37.04 35.05 8.66 33.36 100 118 PEAK	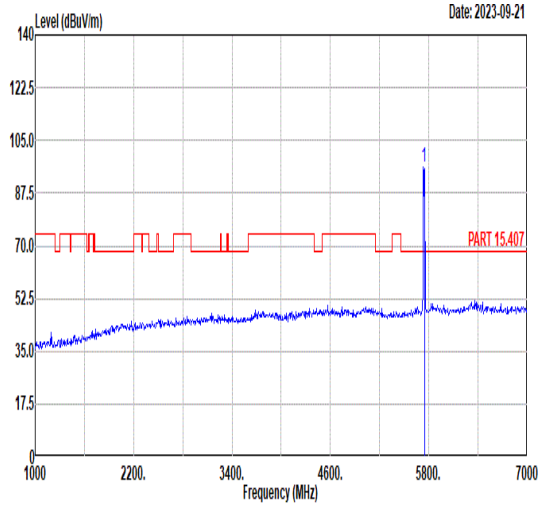 Freq Level Limit Line Margin Read Level Ant Factor Cable Loss Preamp Factor APos TPos Remark MHz dBuV/m dBuV/m dB dBuV dB/m dB dB cm deg 1 5745.00 96.19 ------ ------ 85.76 35.07 8.71 33.35 100 118 PEAK
Avg	Blank	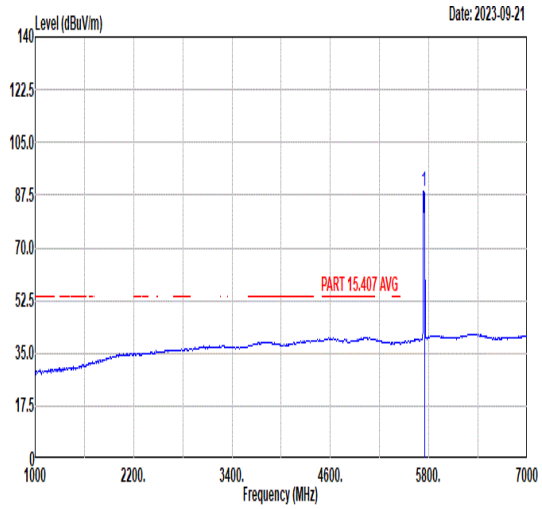 Freq Level Limit Line Margin Read Level Ant Factor Cable Loss Preamp Factor APos TPos Remark MHz dBuV/m dBuV/m dB dBuV dB/m dB dB cm deg 1 5745.00 88.82 ------ ------ 78.39 35.07 8.71 33.35 100 118 AVERAGE

Mode	87	
	Band Edge	
	U-NII-3_5.725-5.85_802.11ax HE20_CH149_Partial RU26/0_5745MHz	
ANT	CDD 0+1	
Pol.	Vertical	Fundamental
Peak	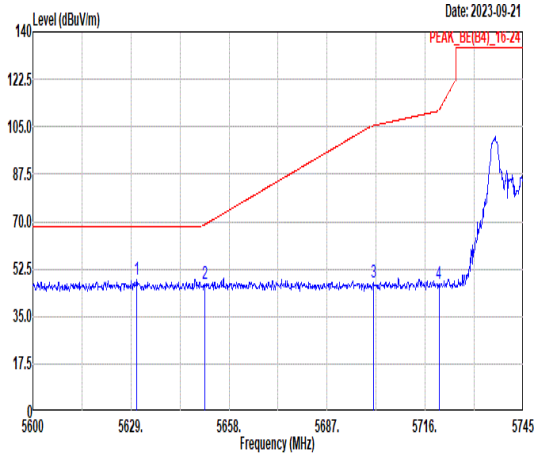 Freq Level Limit Line Margin Read Level Ant Factor Cable Loss Preamp Factor APos TPos Remark MHz dBuV/m dBuV/m dB dBuV dB/m dB dB cm deg 1 5630.60 48.85 68.30 -19.45 38.99 34.90 8.33 33.37 220 99 PEAK 2 5650.75 47.12 68.86 -21.74 37.15 34.94 8.40 33.37 220 99 PEAK 3 5700.78 47.33 105.42 -58.09 37.09 35.02 8.58 33.36 220 99 PEAK 4 5720.06 46.77 110.94 -64.17 36.42 35.05 8.66 33.36 220 99 PEAK	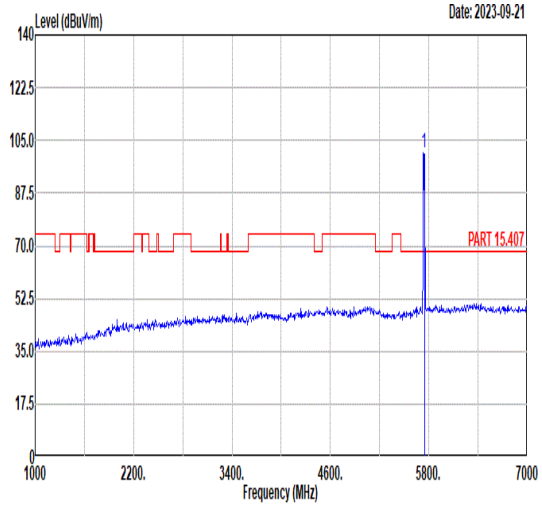 Freq Level Limit Line Margin Read Level Ant Factor Cable Loss Preamp Factor APos TPos Remark MHz dBuV/m dBuV/m dB dBuV dB/m dB dB cm deg 1 5745.00 100.69 ------ ------ 90.26 35.07 8.71 33.35 220 99 PEAK
Avg	Blank	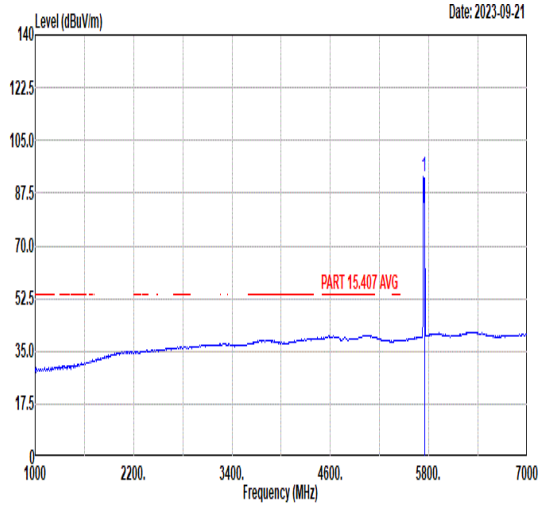 Freq Level Limit Line Margin Read Level Ant Factor Cable Loss Preamp Factor APos TPos Remark MHz dBuV/m dBuV/m dB dBuV dB/m dB dB cm deg 1 5745.00 93.12 ------ ------ 82.69 35.07 8.71 33.35 220 99 AVERAGE

Mode	88	
	Band Edge	
	U-NII-3_5.725-5.85_802.11ax HE20_CH165_Partial RU26/8_5825MHz	
ANT	CDD 0+1	
Pol.	Horizontal	Fundamental
Peak	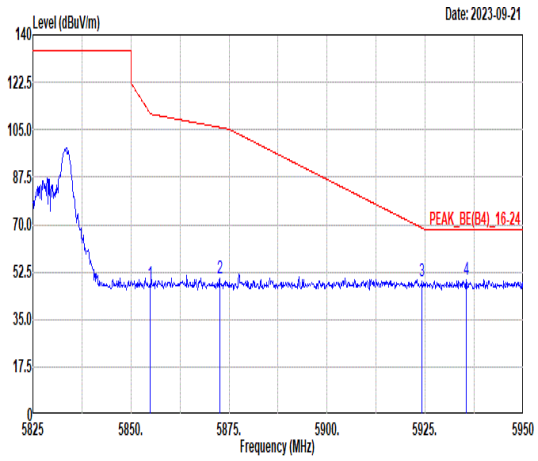 Freq Level Limit Line Margin Read Level Ant Factor Cable Loss Preamp Factor APos TPos Remark MHz dBuV/m dBuV/m dB dBuV dB/m dB dB cm deg 1 5854.88 48.30 111.08 -62.78 37.49 35.27 8.87 33.33 104 139 PEAK 2 5872.63 50.13 105.86 -55.73 39.31 35.30 8.85 33.33 104 139 PEAK 3 5924.25 49.15 68.75 -19.60 38.30 35.38 8.79 33.32 104 139 PEAK 4 5935.38 49.44 68.30 -18.86 38.57 35.40 8.78 33.31 104 139 PEAK	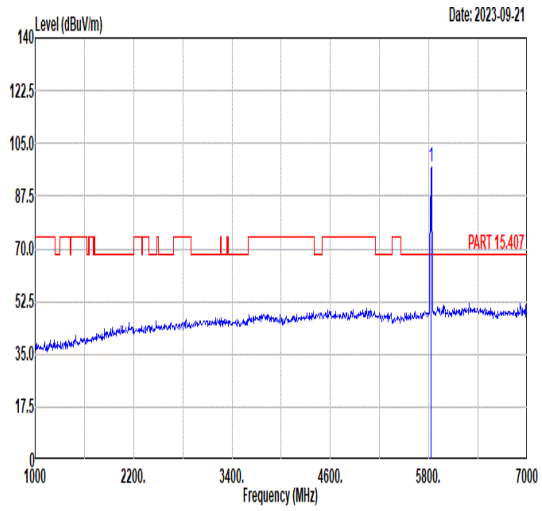 Freq Level Limit Line Margin Read Level Ant Factor Cable Loss Preamp Factor APos TPos Remark MHz dBuV/m dBuV/m dB dBuV dB/m dB dB cm deg 1 5825.00 97.02 ------ ------ 86.22 35.24 8.89 33.33 104 139 PEAK
Avg	Blank	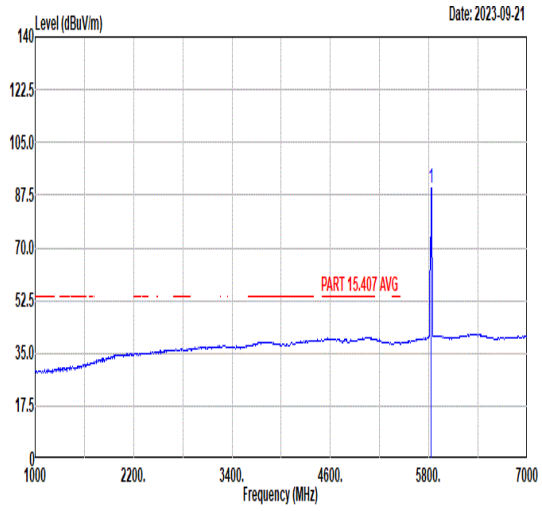 Freq Level Limit Line Margin Read Level Ant Factor Cable Loss Preamp Factor APos TPos Remark MHz dBuV/m dBuV/m dB dBuV dB/m dB dB cm deg 1 5825.00 89.81 ------ ------ 79.01 35.24 8.89 33.33 104 139 AVERAGE

Mode	88	
	Band Edge	
	U-NII-3_5.725-5.85_802.11ax HE20_CH165_Partial RU26/8_5825MHz	
ANT	CDD 0+1	
Pol.	Vertical	Fundamental
Peak	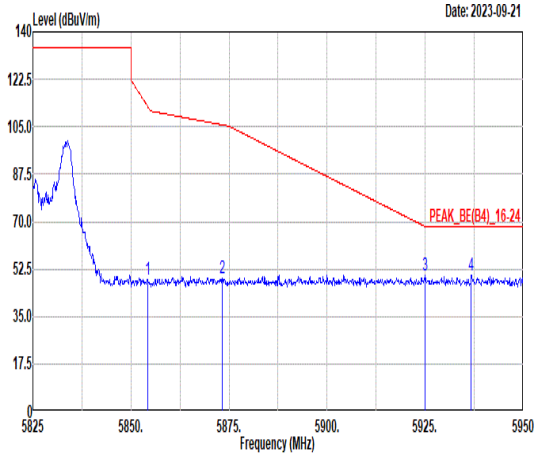 Freq Level Limit Line Margin Read Level Ant Factor Cable Loss Preamp Factor APos TPos Remark MHz dBuV/m dBuV/m dB dBuV dB/m dB dB cm deg 1 5854.38 48.49 112.22 -63.73 37.68 35.27 8.87 33.33 213 124 PEAK 2 5873.25 49.02 105.69 -56.67 38.20 35.30 8.85 33.33 213 124 PEAK 3 5924.88 50.31 68.29 -17.98 39.46 35.38 8.79 33.32 213 124 PEAK 4 5936.75 50.28 68.30 -18.02 39.41 35.40 8.78 33.31 213 124 PEAK	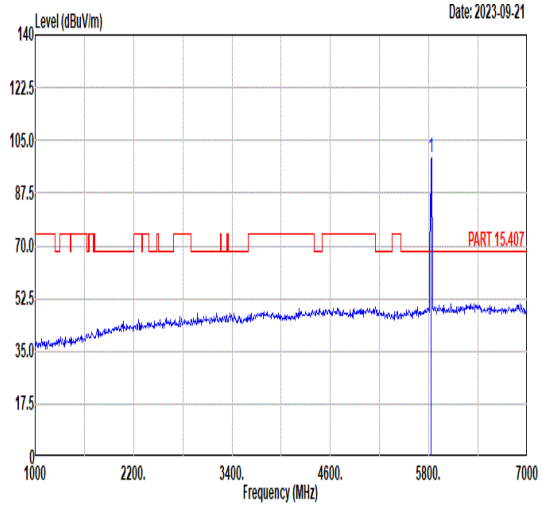 Freq Level Limit Line Margin Read Level Ant Factor Cable Loss Preamp Factor APos TPos Remark MHz dBuV/m dBuV/m dB dBuV dB/m dB dB cm deg 1 5825.00 99.50 ------ ------ 88.70 35.24 8.89 33.33 213 124 PEAK
Avg	Blank	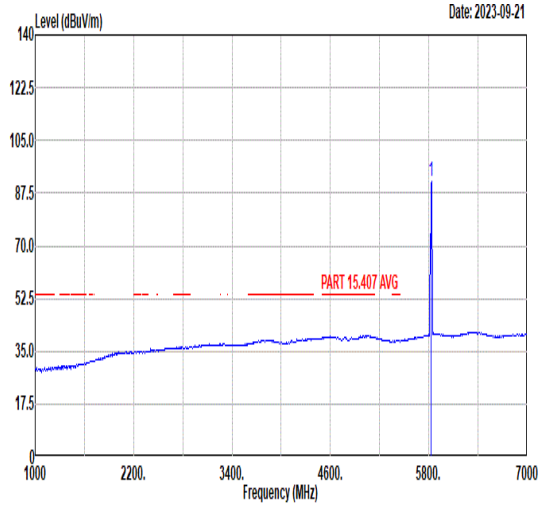 Freq Level Limit Line Margin Read Level Ant Factor Cable Loss Preamp Factor APos TPos Remark MHz dBuV/m dBuV/m dB dBuV dB/m dB dB cm deg 1 5825.00 91.57 ------ ------ 80.77 35.24 8.89 33.33 213 124 AVERAGE

Mode	89	
	Band Edge	
	U-NII-3_5.725-5.85_802.11ax HE20_CH149_Partial RU52/37_5745MHz	
ANT	CDD 0+1	
Pol.	Horizontal	Fundamental
Peak	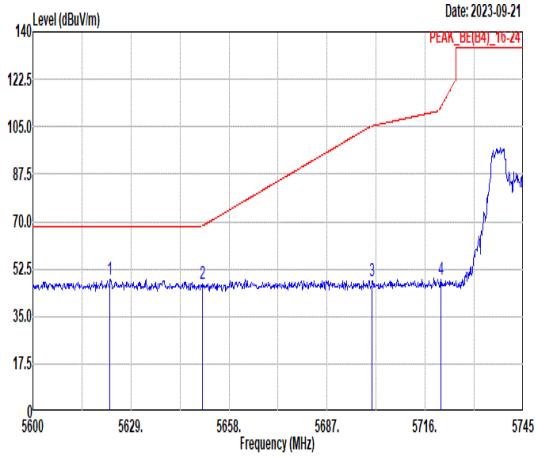 Freq Level Limit Line Margin Read Level Ant Factor Cable Loss Preamp Factor APos TPos Remark MHz dBuV/m dBuV/m dB dBuV dB/m dB dB cm deg 1 5622.77 48.71 68.30 -19.59 38.89 34.89 8.30 33.37 112 117 PEAK 2 5650.03 47.20 68.32 -21.12 37.23 34.94 8.40 33.37 112 117 PEAK 3 5700.34 48.13 105.30 -57.17 37.89 35.02 8.58 33.36 112 117 PEAK 4 5720.64 48.49 112.26 -63.77 38.14 35.05 8.66 33.36 112 117 PEAK	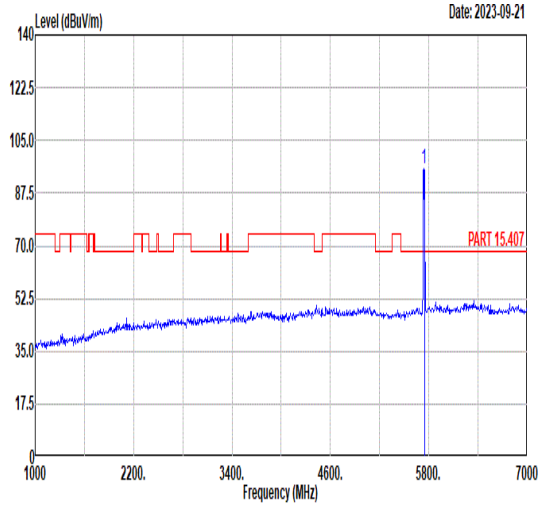 Freq Level Limit Line Margin Read Level Ant Factor Cable Loss Preamp Factor APos TPos Remark MHz dBuV/m dBuV/m dB dBuV dB/m dB dB cm deg 1 5745.00 95.42 ------ ------ 84.96 35.08 8.73 33.35 112 117 PEAK
Avg	Blank	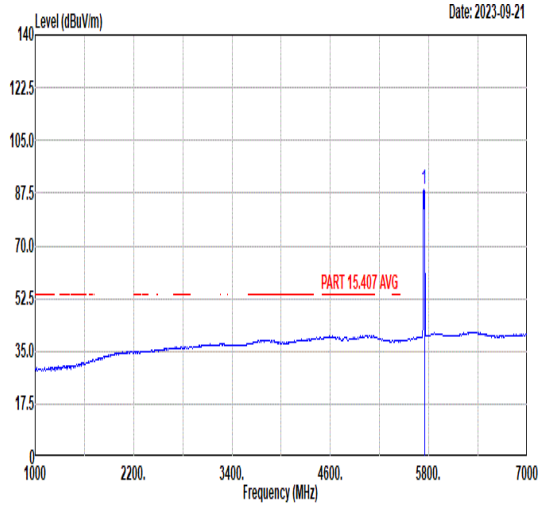 Freq Level Limit Line Margin Read Level Ant Factor Cable Loss Preamp Factor APos TPos Remark MHz dBuV/m dBuV/m dB dBuV dB/m dB dB cm deg 1 5745.00 88.60 ------ ------ 78.14 35.08 8.73 33.35 112 117 AVERAGE

Mode	89	
	Band Edge	
	U-NII-3_5.725-5.85_802.11ax HE20_CH149_Partial RU52/37_5745MHz	
ANT	CDD 0+1	
Pol.	Vertical	Fundamental
Peak	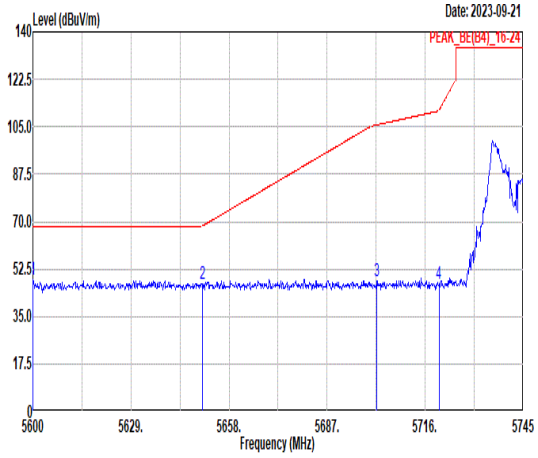 Freq Level Limit Line Margin Read Level Ant Factor Cable Loss Preamp Factor APos TPos Remark MHz dBuV/m dBuV/m dB dBuV dB/m dB dB cm deg 1 5600.00 48.45 68.30 -19.85 38.76 34.85 8.22 33.38 214 125 PEAK 2 5650.03 47.12 68.32 -21.20 37.15 34.94 8.40 33.37 214 125 PEAK 3 5701.65 48.25 105.66 -57.41 38.00 35.02 8.59 33.36 214 125 PEAK 4 5720.06 46.78 110.94 -64.16 36.43 35.05 8.66 33.36 214 125 PEAK	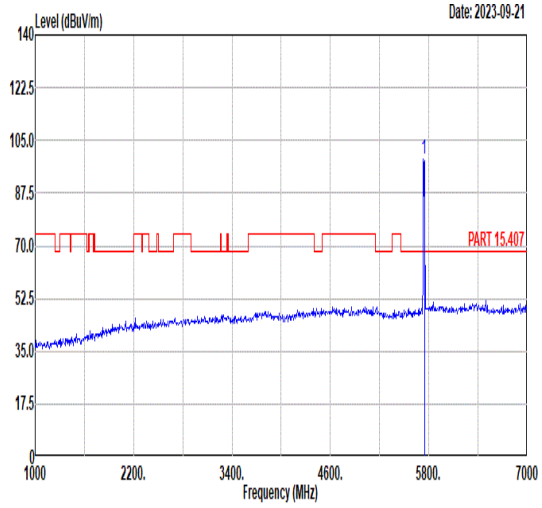 Freq Level Limit Line Margin Read Level Ant Factor Cable Loss Preamp Factor APos TPos Remark MHz dBuV/m dBuV/m dB dBuV dB/m dB dB cm deg 1 5745.00 98.87 ------ ------ 88.44 35.07 8.71 33.35 214 125 PEAK
Avg	Blank	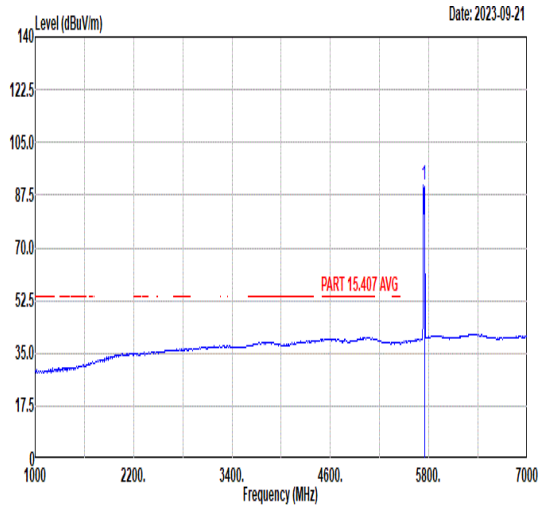 Freq Level Limit Line Margin Read Level Ant Factor Cable Loss Preamp Factor APos TPos Remark MHz dBuV/m dBuV/m dB dBuV dB/m dB dB cm deg 1 5745.00 91.12 ------ ------ 80.69 35.07 8.71 33.35 214 125 AVERAGE

Mode	90	
	Band Edge	
	U-NII-3_5.725-5.85_802.11ax HE20_CH165_Partial RU52/40_5825MHz	
ANT	CDD 0+1	
Pol.	Horizontal	Fundamental
Peak	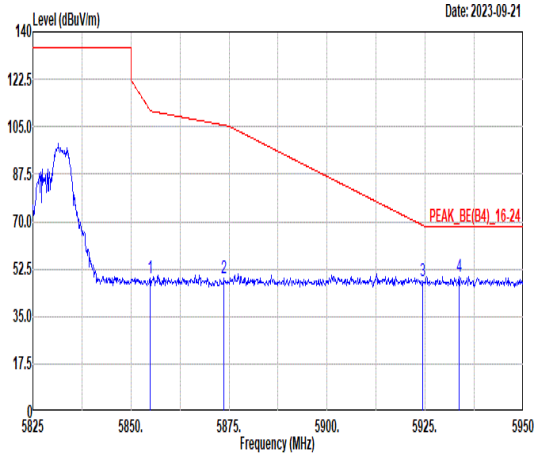 Freq Level Limit Line Margin Read Level Ant Factor Cable Loss Preamp Factor APos TPos Remark MHz dBuV/m dBuV/m dB dBuV dB/m dB dB cm deg 1 5854.88 49.29 111.08 -61.79 38.48 35.27 8.87 33.33 126 108 PEAK 2 5873.75 48.93 105.55 -56.62 38.11 35.30 8.85 33.33 126 108 PEAK 3 5924.38 48.07 68.66 -20.59 37.22 35.38 8.79 33.32 126 108 PEAK 4 5933.63 49.88 68.30 -18.42 39.02 35.40 8.78 33.32 126 108 PEAK	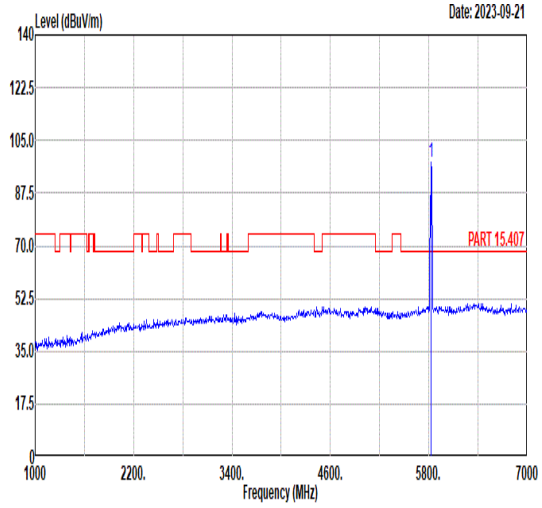 Freq Level Limit Line Margin Read Level Ant Factor Cable Loss Preamp Factor APos TPos Remark MHz dBuV/m dBuV/m dB dBuV dB/m dB dB cm deg 1 5825.00 97.62 ------ ------ 86.82 35.23 8.90 33.33 126 108 PEAK
Avg	Blank	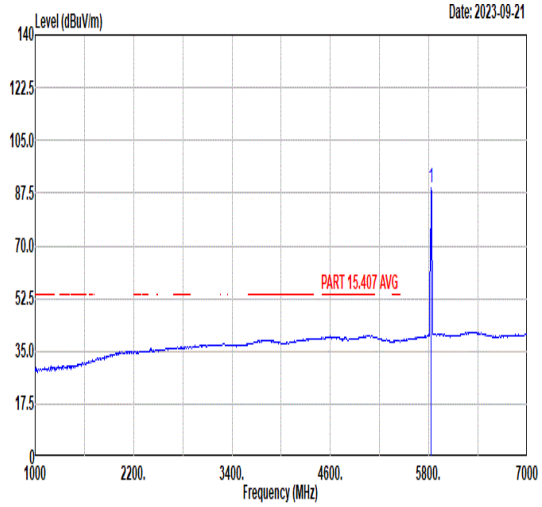 Freq Level Limit Line Margin Read Level Ant Factor Cable Loss Preamp Factor APos TPos Remark MHz dBuV/m dBuV/m dB dBuV dB/m dB dB cm deg 1 5825.00 89.27 ------ ------ 78.47 35.23 8.90 33.33 126 108 AVERAGE

Mode	90	
	Band Edge	
	U-NII-3_5.725-5.85_802.11ax HE20_CH165_Partial RU52/40_5825MHz	
ANT	CDD 0+1	
Pol.	Vertical	Fundamental
Peak	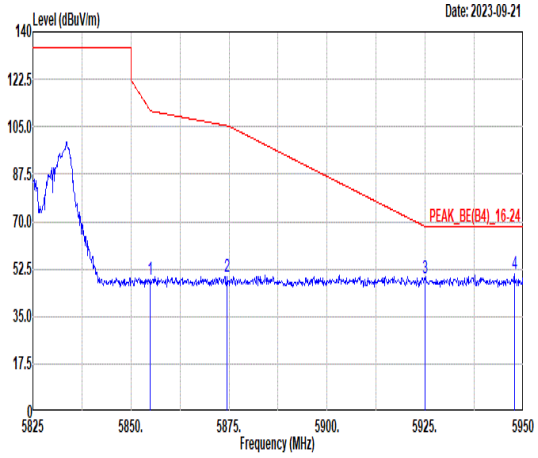 Freq Level Limit Line Margin Read Level Ant Factor Cable Loss Preamp Factor APos TPos Remark MHz dBuV/m dBuV/m dB dBuV dB/m dB dB cm deg 1 5854.88 48.45 111.08 -62.63 37.64 35.27 8.87 33.33 225 119 PEAK 2 5874.50 49.82 105.34 -55.52 39.00 35.30 8.85 33.33 225 119 PEAK 3 5924.88 49.17 68.29 -19.12 38.32 35.38 8.79 33.32 225 119 PEAK 4 5947.75 50.56 68.30 -17.74 39.69 35.42 8.76 33.31 225 119 PEAK	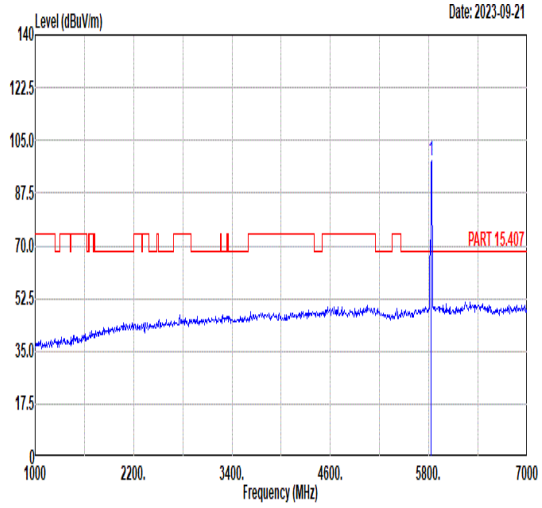 Freq Level Limit Line Margin Read Level Ant Factor Cable Loss Preamp Factor APos TPos Remark MHz dBuV/m dBuV/m dB dBuV dB/m dB dB cm deg 1 5825.00 98.08 ------ ------ 87.28 35.24 8.89 33.33 225 119 PEAK
Avg	Blank	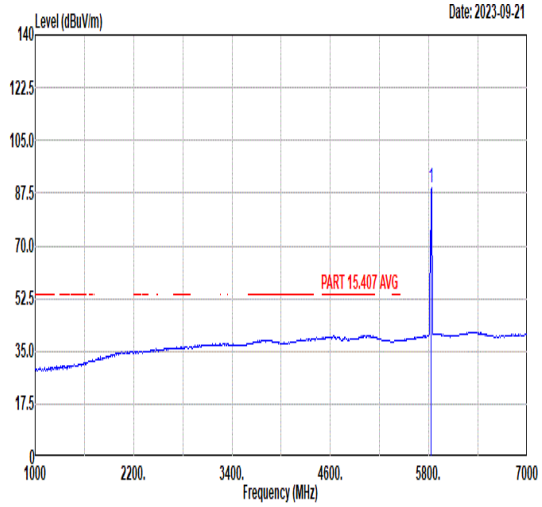 Freq Level Limit Line Margin Read Level Ant Factor Cable Loss Preamp Factor APos TPos Remark MHz dBuV/m dBuV/m dB dBuV dB/m dB dB cm deg 1 5825.00 89.55 ------ ------ 78.75 35.24 8.89 33.33 225 119 AVERAGE

Mode	91	
	Band Edge	
	U-NII-3_5.725-5.85_802.11ax HE20_CH149_Partial RU106/53_5745MHz	
ANT	CDD 0+1	
Pol.	Horizontal	Fundamental
Peak	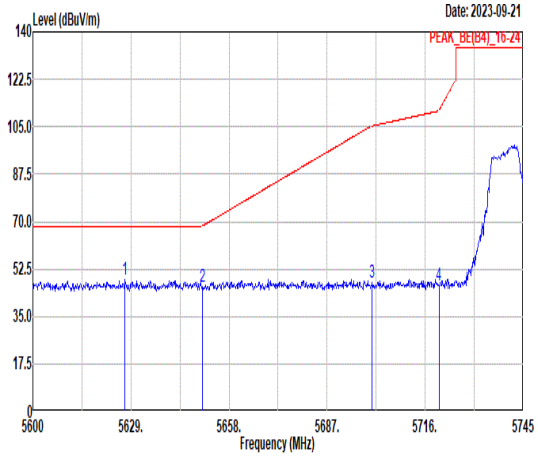 Freq Level Limit Line Margin Read Level Ant Factor Cable Loss Preamp Factor APos TPos Remark MHz dBuV/m dBuV/m dB dBuV dB/m dB dB cm deg 1 5627.26 48.48 68.30 -19.82 38.64 34.90 8.31 33.37 105 136 PEAK 2 5650.03 45.76 68.32 -22.56 35.79 34.94 8.40 33.37 105 136 PEAK 3 5700.34 47.46 105.30 -57.84 37.22 35.02 8.58 33.36 105 136 PEAK 4 5720.06 46.68 110.94 -64.26 36.33 35.05 8.66 33.36 105 136 PEAK	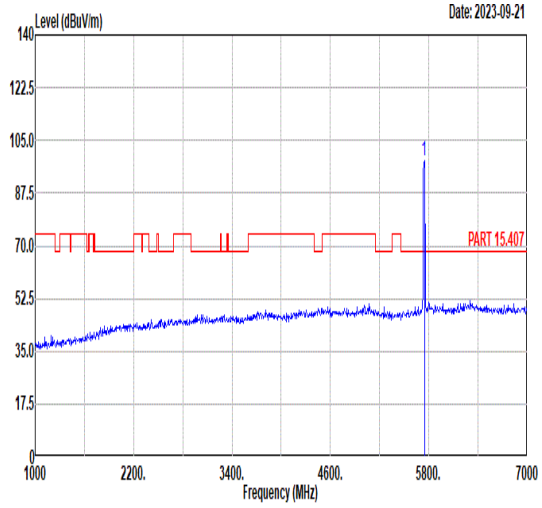 Freq Level Limit Line Margin Read Level Ant Factor Cable Loss Preamp Factor APos TPos Remark MHz dBuV/m dBuV/m dB dBuV dB/m dB dB cm deg 1 5745.00 98.14 ------ ------ 87.65 35.09 8.75 33.35 105 136 PEAK
Avg	Blank	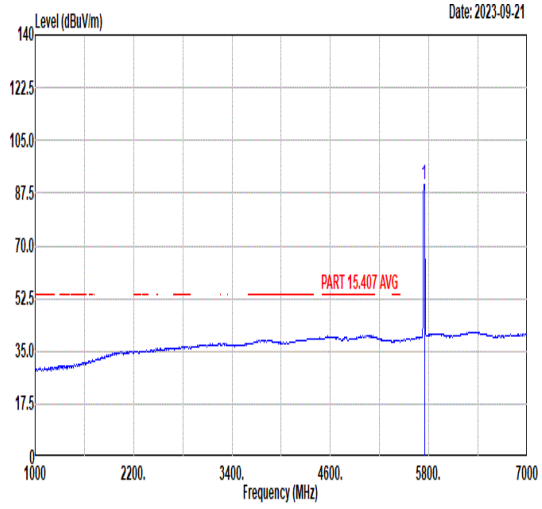 Freq Level Limit Line Margin Read Level Ant Factor Cable Loss Preamp Factor APos TPos Remark MHz dBuV/m dBuV/m dB dBuV dB/m dB dB cm deg 1 5745.00 90.28 ------ ------ 79.82 35.08 8.73 33.35 105 136 AVERAGE

Mode	91	
	Band Edge	
	U-NII-3_5.725-5.85_802.11ax HE20_CH149_Partial RU106/53_5745MHz	
ANT	CDD 0+1	
Pol.	Vertical	Fundamental
Peak	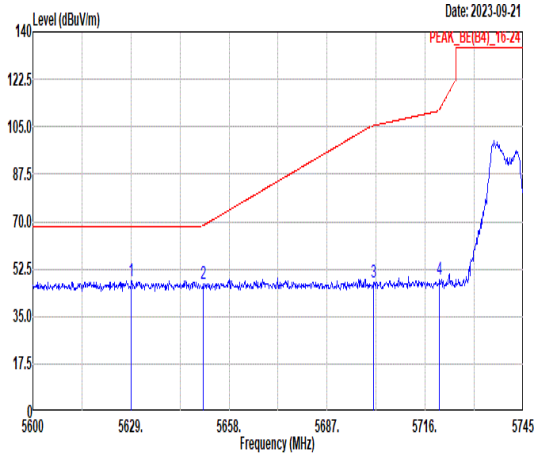 Freq Level Limit Line Margin Read Level Ant Factor Cable Loss Preamp Factor APos TPos Remark MHz dBuV/m dBuV/m dB dBuV dB/m dB dB cm deg 1 5629.15 48.17 68.30 -20.13 38.32 34.90 8.32 33.37 194 91 PEAK 2 5650.46 47.01 68.64 -21.63 37.04 34.94 8.40 33.37 194 91 PEAK 3 5700.63 47.64 105.38 -57.74 37.40 35.02 8.58 33.36 194 91 PEAK 4 5720.21 48.55 111.27 -62.72 38.20 35.05 8.66 33.36 194 91 PEAK	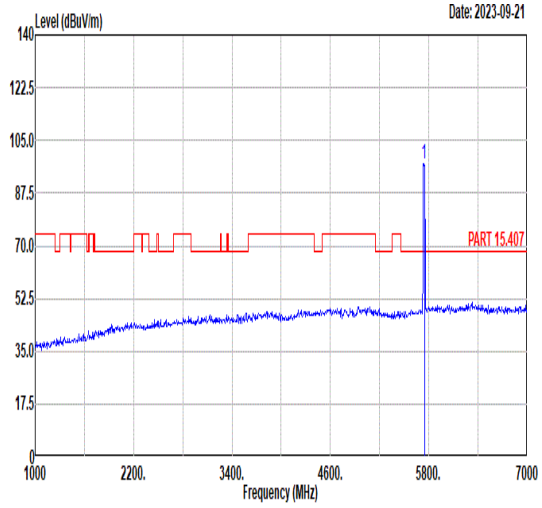 Freq Level Limit Line Margin Read Level Ant Factor Cable Loss Preamp Factor APos TPos Remark MHz dBuV/m dBuV/m dB dBuV dB/m dB dB cm deg 1 5745.00 97.31 ------ ------ 86.85 35.08 8.73 33.35 194 91 PEAK
Avg	Blank	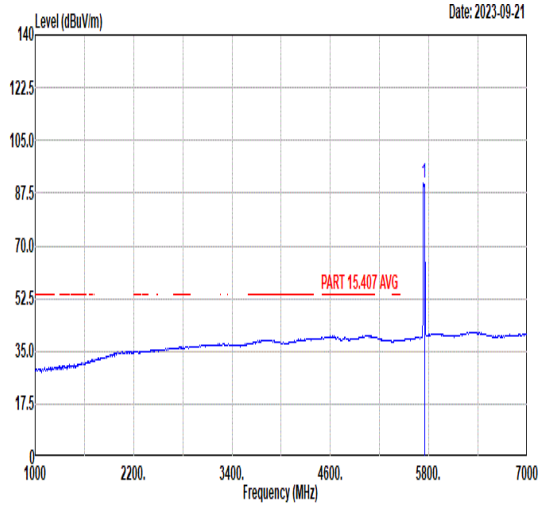 Freq Level Limit Line Margin Read Level Ant Factor Cable Loss Preamp Factor APos TPos Remark MHz dBuV/m dBuV/m dB dBuV dB/m dB dB cm deg 1 5745.00 91.10 ------ ------ 80.67 35.07 8.71 33.35 194 91 AVERAGE

Mode	92	
	Band Edge	
	U-NII-3_5.725-5.85_802.11ax HE20_CH165_Partial RU106/54_5825MHz	
ANT	CDD 0+1	
Pol.	Horizontal	Fundamental
Peak	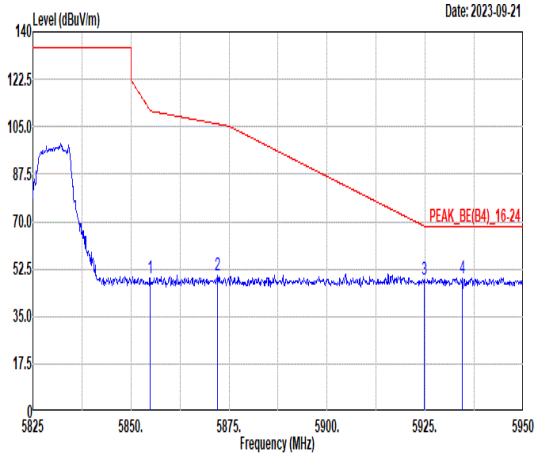 Freq Level Limit Line Margin Read Level Ant Factor Cable Loss Preamp Factor APos TPos Remark MHz dBuV/m dBuV/m dB dBuV dB/m dB dB cm deg 1 5854.88 48.95 111.08 -62.13 38.14 35.27 8.87 33.33 104 136 PEAK 2 5872.13 50.31 106.00 -55.69 39.49 35.30 8.85 33.33 104 136 PEAK 3 5924.75 48.55 68.38 -19.83 37.70 35.38 8.79 33.32 104 136 PEAK 4 5934.50 49.37 68.30 -18.93 38.50 35.40 8.78 33.31 104 136 PEAK	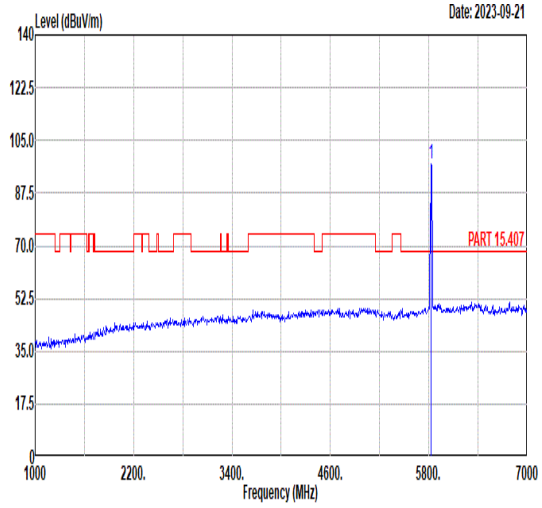 Freq Level Limit Line Margin Read Level Ant Factor Cable Loss Preamp Factor APos TPos Remark MHz dBuV/m dBuV/m dB dBuV dB/m dB dB cm deg 1 5825.00 97.21 ------ ------ 86.41 35.23 8.90 33.33 104 136 PEAK
Avg	Blank	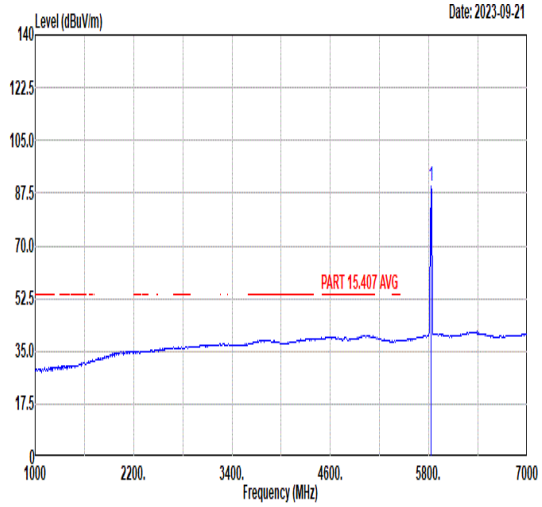 Freq Level Limit Line Margin Read Level Ant Factor Cable Loss Preamp Factor APos TPos Remark MHz dBuV/m dBuV/m dB dBuV dB/m dB dB cm deg 1 5825.00 89.65 ------ ------ 78.85 35.23 8.90 33.33 104 136 AVERAGE

Mode	92	
	Band Edge	
	U-NII-3_5.725-5.85_802.11ax HE20_CH165_Partial RU106/54_5825MHz	
ANT	CDD 0+1	
Pol.	Vertical	Fundamental
Peak	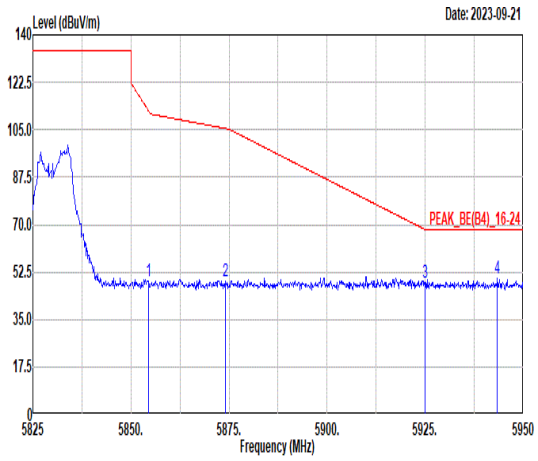 Freq Level Limit Line Margin Read Level Ant Factor Cable Loss Preamp Factor APos TPos Remark MHz dBuV/m dBuV/m dB dBuV dB/m dB dB cm deg 1 5854.50 49.00 111.94 -62.94 38.19 35.27 8.87 33.33 227 129 PEAK 2 5874.00 49.29 105.48 -56.19 38.47 35.30 8.85 33.33 227 129 PEAK 3 5925.00 48.80 68.20 -19.40 37.95 35.38 8.79 33.32 227 129 PEAK 4 5943.38 50.29 68.30 -18.01 39.42 35.41 8.77 33.31 227 129 PEAK	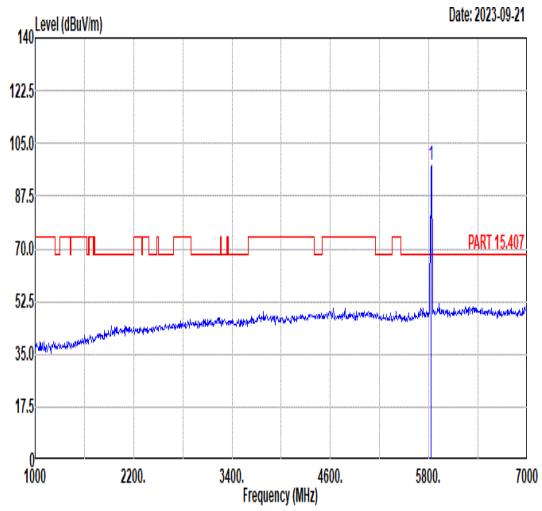 Freq Level Limit Line Margin Read Level Ant Factor Cable Loss Preamp Factor APos TPos Remark MHz dBuV/m dBuV/m dB dBuV dB/m dB dB cm deg 1 5825.00 97.75 ------ ------ 86.95 35.24 8.89 33.33 227 129 PEAK
Avg	Blank	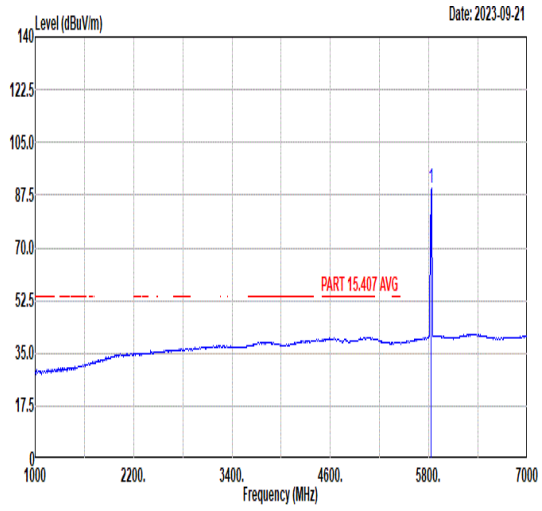 Freq Level Limit Line Margin Read Level Ant Factor Cable Loss Preamp Factor APos TPos Remark MHz dBuV/m dBuV/m dB dBuV dB/m dB dB cm deg 1 5825.00 89.76 ------ ------ 78.96 35.24 8.89 33.33 227 129 AVERAGE

Mode	93	
	Harmonic	
	Straddle channels_5.47-5.85_802.11a_CH144_5720MHz	
ANT	CDD 0+1	
Pol.	Horizontal	Vertical
Peak Avg	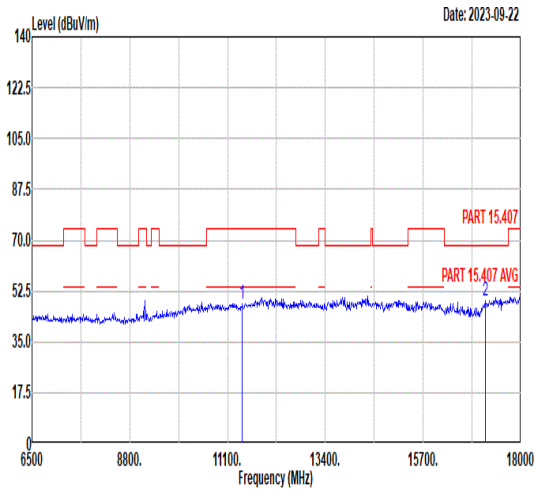 Freq Level Limit Line Margin Read Level Ant Factor Cable Loss Preamp Factor APos TPos Remark MHz dBuV/m dBuV/m dB dBuV dB/m dB dB cm deg 1 11440.00 47.92 74.00 -26.08 55.77 38.54 11.42 57.81 -- -- Peak 2 17160.00 48.97 68.30 -19.33 52.61 41.27 13.16 58.07 -- -- Peak	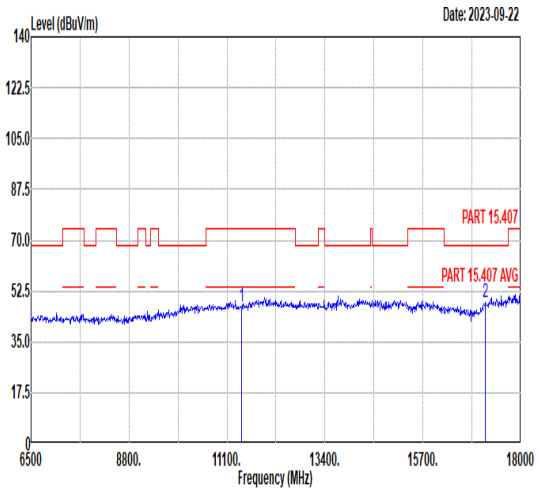 Freq Level Limit Line Margin Read Level Ant Factor Cable Loss Preamp Factor APos TPos Remark MHz dBuV/m dBuV/m dB dBuV dB/m dB dB cm deg 1 11440.00 46.87 74.00 -27.13 54.72 38.54 11.42 57.81 -- -- Peak 2 17160.00 48.81 68.30 -19.49 52.45 41.27 13.16 58.07 -- -- Peak

Mode	94	
	Harmonic	
	Straddle channels_5.47-5.85_802.11n HT20_CH144_Full_5720MHz	
ANT	CDD 0+1	
Pol.	Horizontal	Vertical
Peak Avg	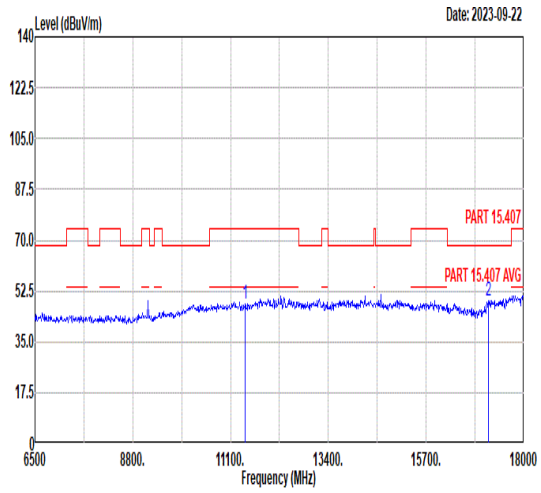 Freq Level Limit Line Margin Read Level Ant Factor Cable Loss Preamp Factor APos TPos Remark MHz dBuV/m dBuV/m dB dBuV dB/m dB dB cm deg 1 11440.00 48.27 74.00 -25.73 56.12 38.54 11.42 57.81 -- -- Peak 2 17160.00 49.11 68.30 -19.19 52.75 41.27 13.16 58.07 -- -- Peak	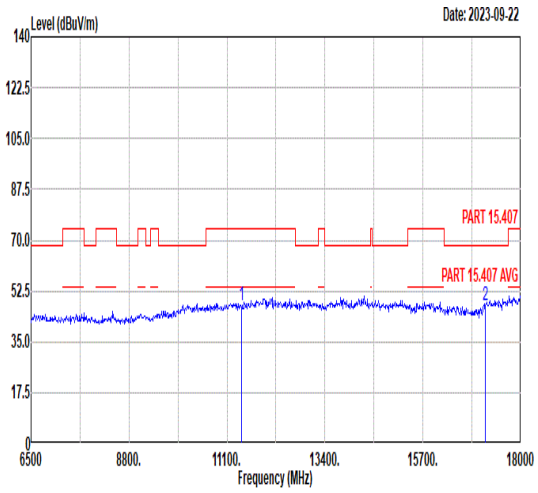 Freq Level Limit Line Margin Read Level Ant Factor Cable Loss Preamp Factor APos TPos Remark MHz dBuV/m dBuV/m dB dBuV dB/m dB dB cm deg 1 11440.00 47.79 74.00 -26.21 55.64 38.54 11.42 57.81 -- -- Peak 2 17160.00 47.79 68.30 -20.51 51.43 41.27 13.16 58.07 -- -- Peak

Mode	95	
	Harmonic	
	Straddle channels_5.47-5.85_802.11n HT40_CH142_Full_5710MHz	
ANT	CDD 0+1	
Pol.	Horizontal	Vertical
Peak Avg	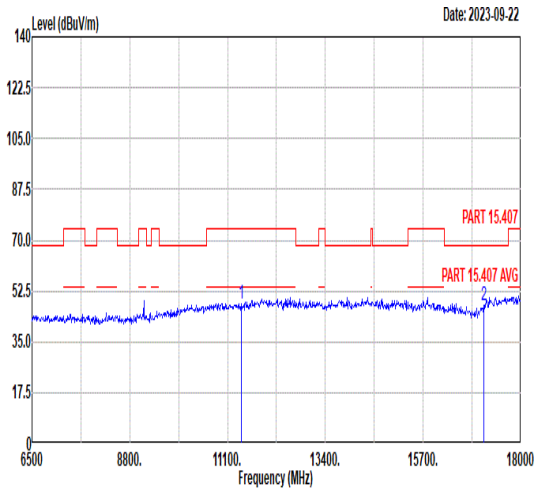 Freq Level Limit Line Margin Read Level Ant Factor Cable Loss Preamp Factor APos TPos Remark MHz dBuV/m dBuV/m dB dBuV dB/m dB dB cm deg 1 11420.00 48.23 74.00 -25.77 56.13 38.52 11.41 57.83 -- -- Peak 2 17130.00 47.41 68.30 -20.89 51.12 41.25 13.15 58.11 -- -- Peak	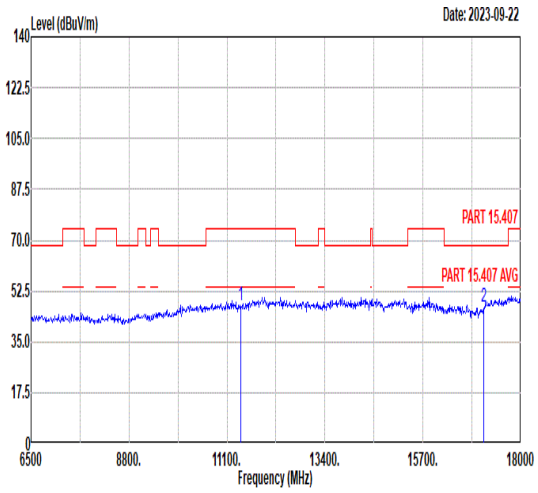 Freq Level Limit Line Margin Read Level Ant Factor Cable Loss Preamp Factor APos TPos Remark MHz dBuV/m dBuV/m dB dBuV dB/m dB dB cm deg 1 11420.00 47.71 74.00 -26.29 55.61 38.52 11.41 57.83 -- -- Peak 2 17130.00 46.93 68.30 -21.37 50.64 41.25 13.15 58.11 -- -- Peak

Mode	96	
	Harmonic	
	Straddle channels_5.47-5.85_802.11ax HE20_CH144_Full_5720MHz	
ANT	CDD 0+1	
Pol.	Horizontal	Vertical
Peak Avg	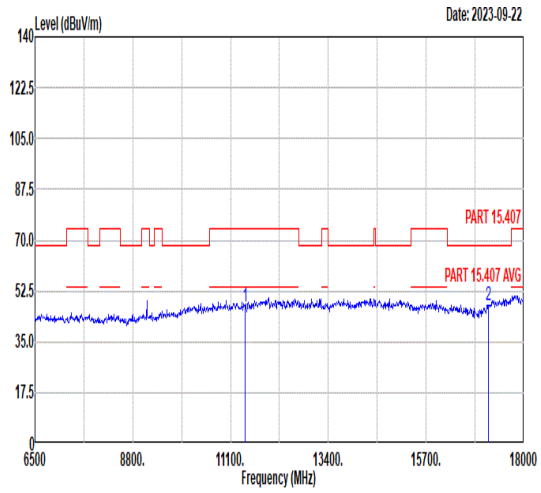 Freq Level Limit Line Margin Read Level Ant Factor Cable Loss Preamp Factor APos TPos Remark MHz dBuV/m dBuV/m dB dBuV dB/m dB dB cm deg 1 11440.00 47.12 74.00 -26.88 54.97 38.54 11.42 57.81 -- -- Peak 2 17160.00 47.63 68.30 -20.67 51.27 41.27 13.16 58.07 -- -- Peak	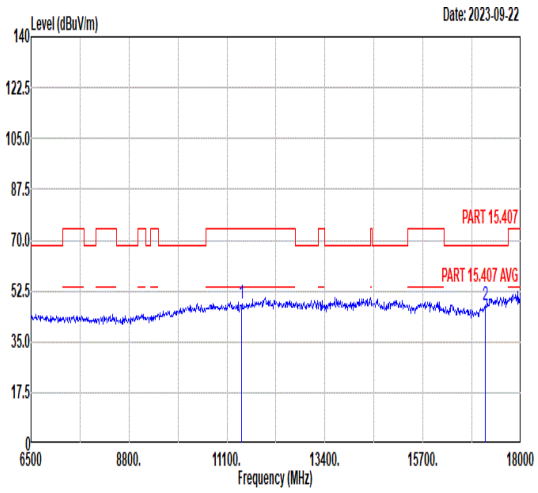 Freq Level Limit Line Margin Read Level Ant Factor Cable Loss Preamp Factor APos TPos Remark MHz dBuV/m dBuV/m dB dBuV dB/m dB dB cm deg 1 11440.00 48.03 74.00 -25.97 55.88 38.54 11.42 57.81 -- -- Peak 2 17160.00 47.68 68.30 -20.62 51.32 41.27 13.16 58.07 -- -- Peak

Mode	97	
	Harmonic	
	Straddle channels_5.47-5.85_802.11ax HE40_CH142_Full_5710MHz	
ANT	CDD 0+1	
Pol.	Horizontal	Vertical
Peak Avg	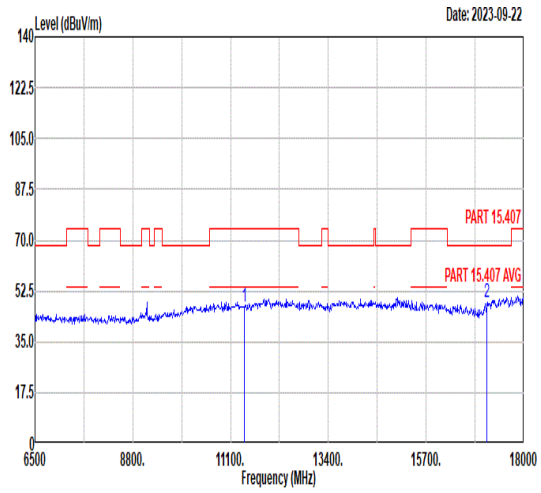 Freq Level Limit Line Margin Read Level Ant Factor Cable Loss Preamp Factor APos TPos Remark MHz dBuV/m dBuV/m dB dBuV dB/m dB dB cm deg 1 11420.00 47.08 74.00 -26.92 54.98 38.52 11.41 57.83 -- -- Peak 2 17130.00 48.56 68.30 -19.74 52.27 41.25 13.15 58.11 -- -- Peak	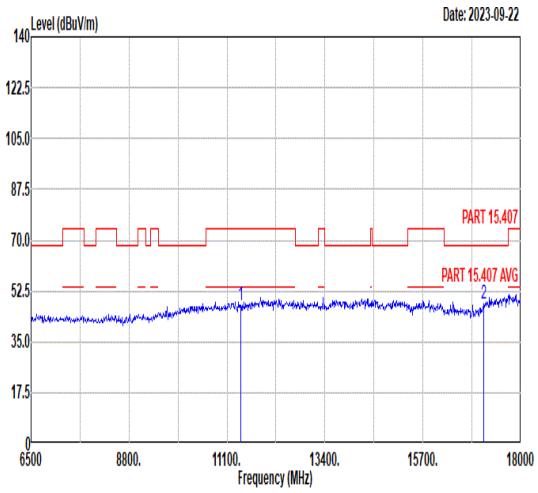 Freq Level Limit Line Margin Read Level Ant Factor Cable Loss Preamp Factor APos TPos Remark MHz dBuV/m dBuV/m dB dBuV dB/m dB dB cm deg 1 11420.00 47.48 74.00 -26.52 55.38 38.52 11.41 57.83 -- -- Peak 2 17130.00 47.96 68.30 -20.34 51.67 41.25 13.15 58.11 -- -- Peak

Mode	98	
	Harmonic	
	Straddle channels_5.47-5.85_802.11ax HE80_CH138_Full_5690MHz	
ANT	CDD 0+1	
Pol.	Horizontal	Vertical
Peak Avg	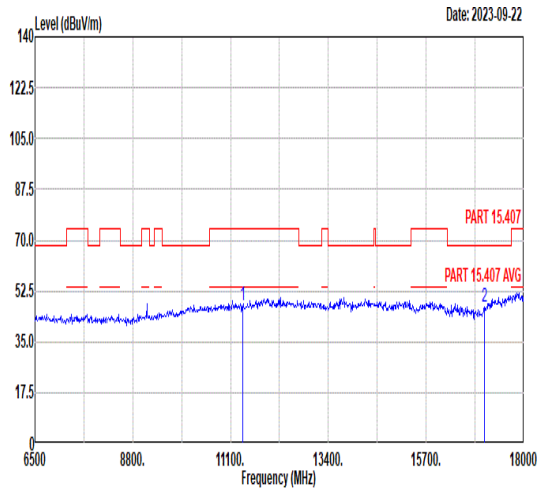 Freq Level Limit Line Margin Read Level Ant Factor Cable Loss Preamp Factor APos TPos Remark MHz dBuV/m dBuV/m dB dBuV dB/m dB dB cm deg 1 11380.00 47.51 74.00 -26.49 55.51 38.48 11.40 57.88 -- -- Peak 2 17070.00 46.85 68.30 -21.45 50.68 41.23 13.14 58.20 -- -- Peak	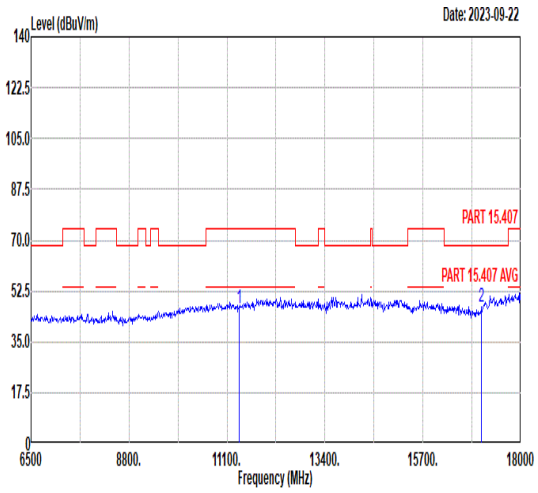 Freq Level Limit Line Margin Read Level Ant Factor Cable Loss Preamp Factor APos TPos Remark MHz dBuV/m dBuV/m dB dBuV dB/m dB dB cm deg 1 11380.00 46.72 74.00 -27.28 54.72 38.48 11.40 57.88 -- -- Peak 2 17070.00 46.76 68.30 -21.54 50.59 41.23 13.14 58.20 -- -- Peak

Mode	101	
	LF	
	U-NII-1_5.15-5.25_802.11n HT40_CH38_5190MHz	
ANT	CDD 0+1	
Pol.	Horizontal	Vertical
QP/Peak	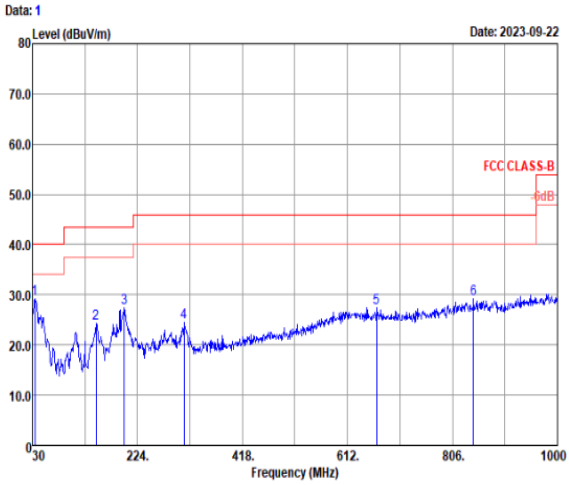 Freq Level Over Limit Limit Line ReadLevel Antenna Factor Cable Loss Preamp Factor A/Pos T/Pos Remark MHz dBuV/m dB dBuV/m dBuV dB/m dB dB cm deg 1 34.85 29.27 -10.73 40.00 44.10 18.68 1.29 34.80 --- --- Peak 2 147.37 24.24 -19.26 43.50 37.90 18.74 2.31 34.71 --- --- Peak 3 199.75 27.46 -16.04 43.50 43.42 15.99 2.75 34.70 --- --- Peak 4 310.33 24.49 -21.51 46.00 36.48 19.35 3.26 34.60 --- --- Peak 5 666.32 27.43 -18.57 46.00 31.68 26.53 3.69 34.47 --- --- Peak 6 844.80 29.21 -16.79 46.00 30.42 28.71 4.38 34.30 --- --- Peak	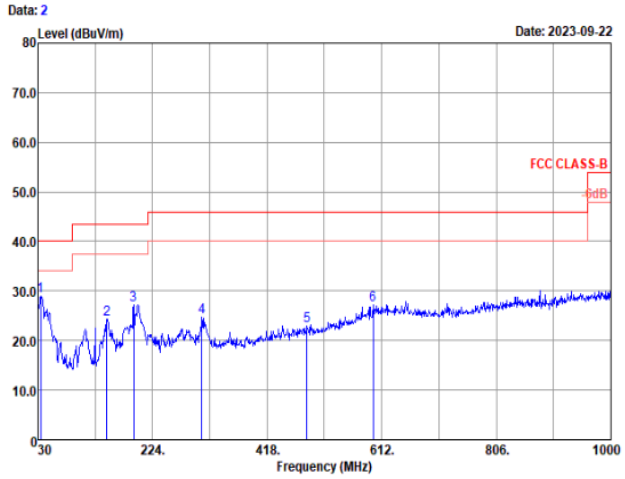 Freq Level Over Limit Limit Line ReadLevel Antenna Factor Cable Loss Preamp Factor A/Pos T/Pos Remark MHz dBuV/m dB dBuV/m dBuV dB/m dB dB cm deg 1 34.85 28.99 -11.01 40.00 43.82 18.68 1.29 34.80 --- --- Peak 2 146.40 24.40 -19.10 43.50 38.13 18.67 2.31 34.71 --- --- Peak 3 191.99 27.26 -16.24 43.50 42.85 16.46 2.65 34.70 --- --- Peak 4 307.42 24.75 -21.25 46.00 36.81 19.29 3.25 34.60 --- --- Peak 5 485.90 23.05 -22.95 46.00 30.96 23.18 3.41 34.50 --- --- Peak 6 597.45 27.18 -18.82 46.00 32.21 25.98 3.58 34.59 --- --- Peak