11AX20MIMO_Ant2_5260_52Tone_RU37

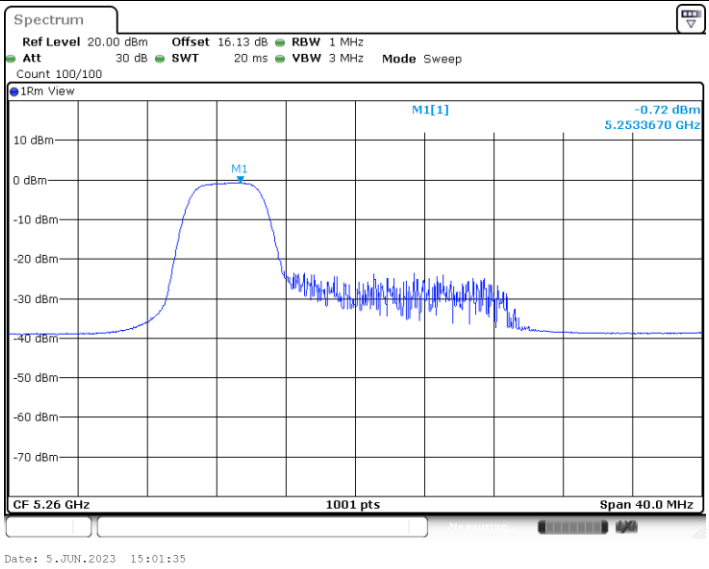

11AX20MIMO_Ant2_5260_106Tone_RU53

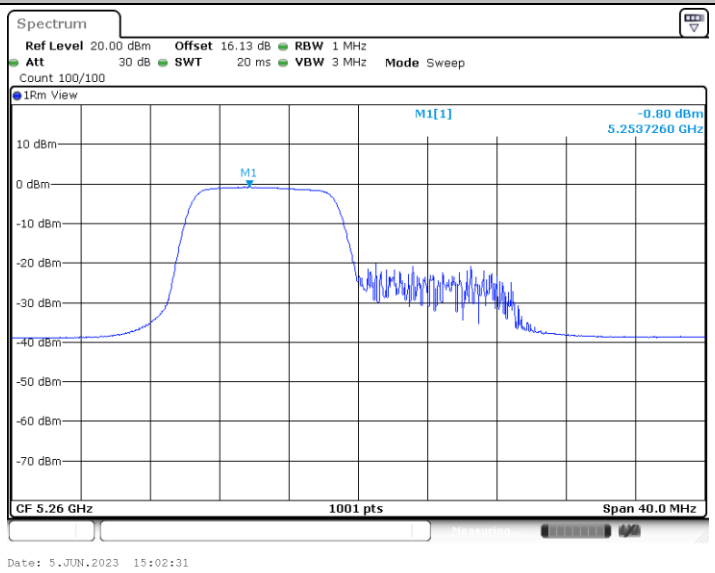

11AX20MIMO_Ant1_5300_26Tone_RU0

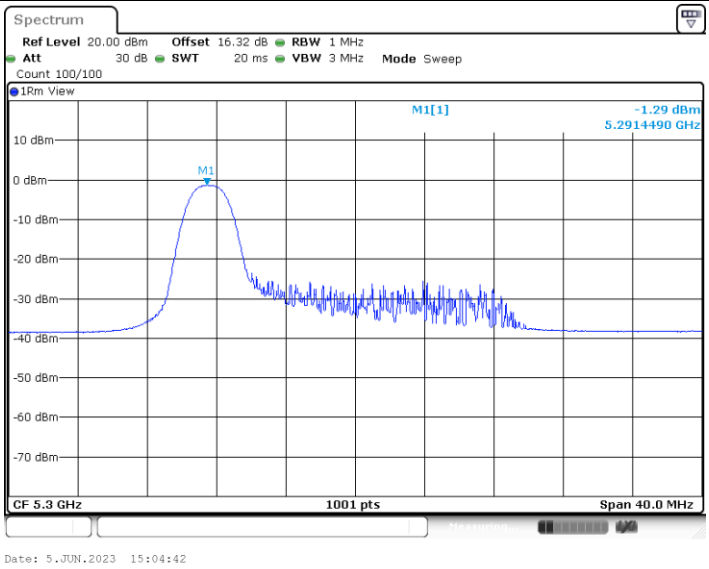

11AX20MIMO_Ant1_5300_52Tone_RU37

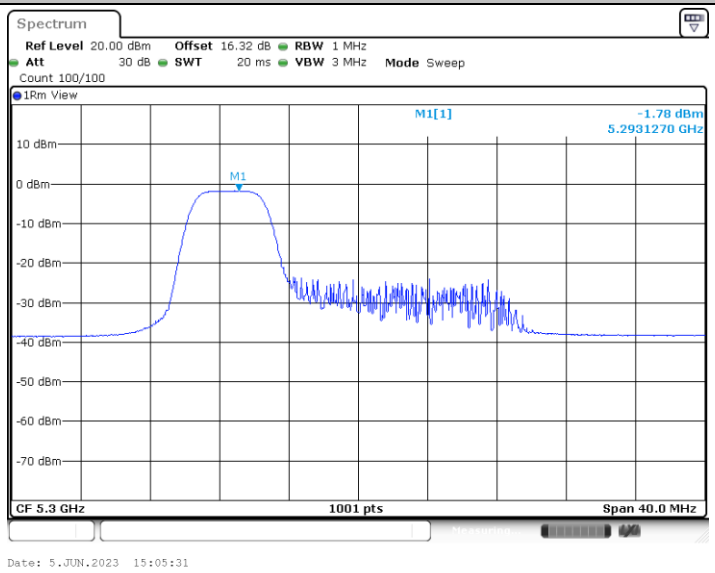

11AX20MIMO_Ant1_5300_106Tone_RU53

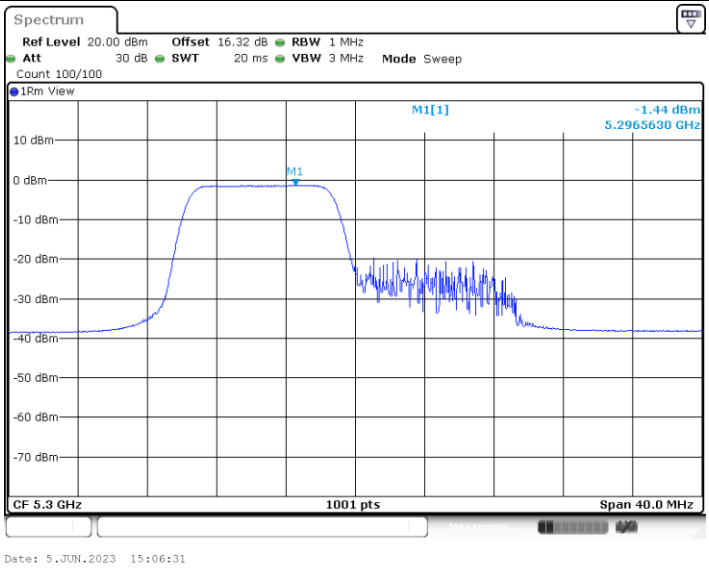

11AX20MIMO_Ant2_5300_26Tone_RU0

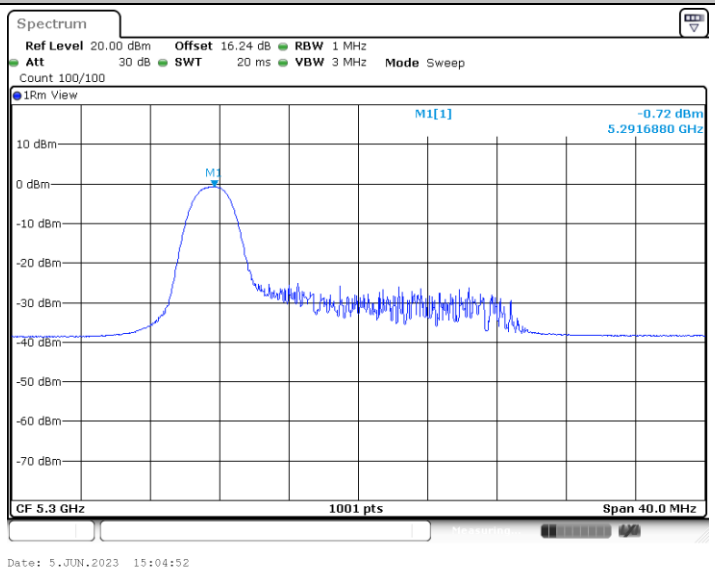

11AX20MIMO_Ant2_5300_52Tone_RU37

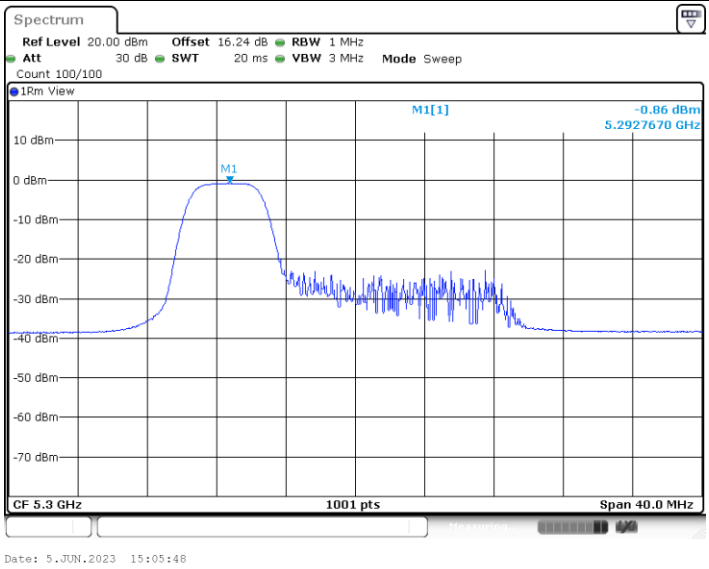

11AX20MIMO_Ant2_5300_106Tone_RU53

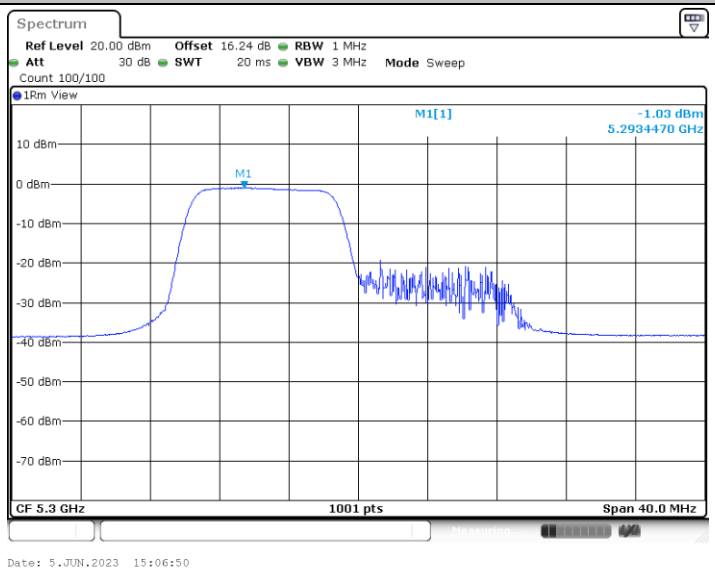

11AX20MIMO_Ant1_5320_26Tone_RU8

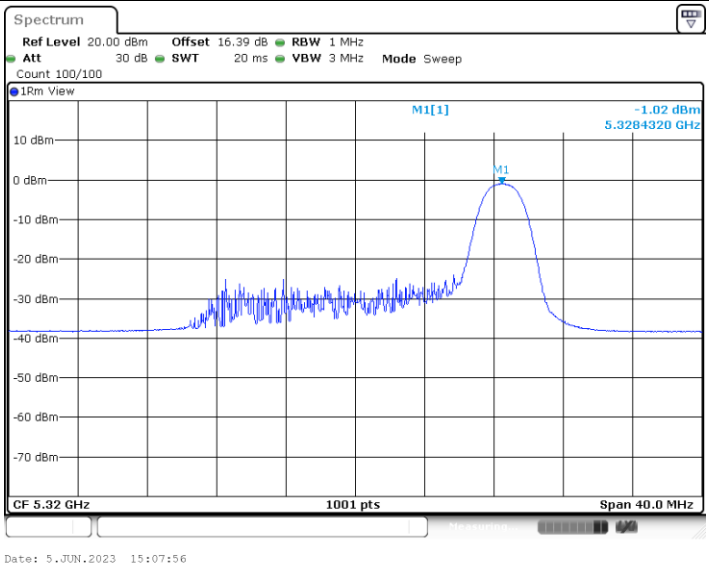

11AX20MIMO_Ant1_5320_52Tone_RU40

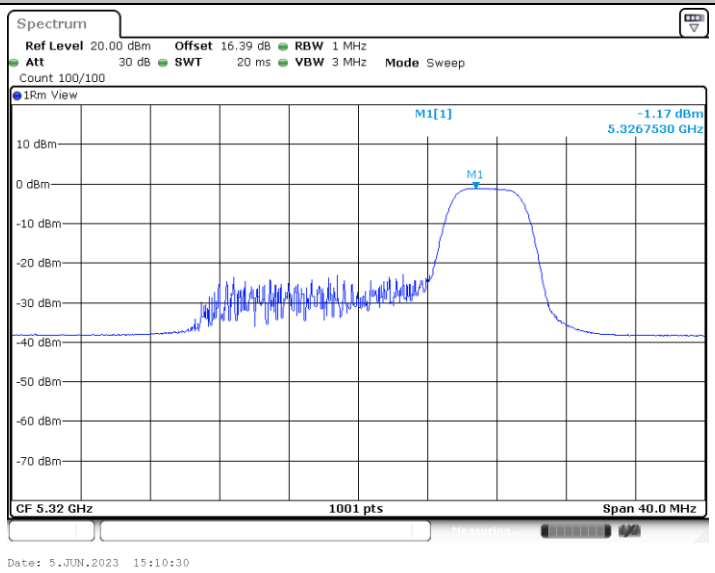

11AX20MIMO_Ant1_5320_106Tone_RU54

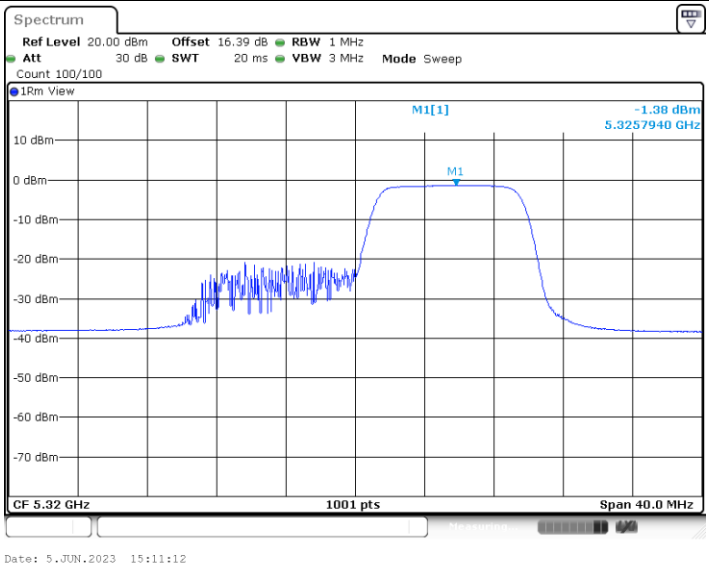

11AX20MIMO_Ant2_5320_26Tone_RU8

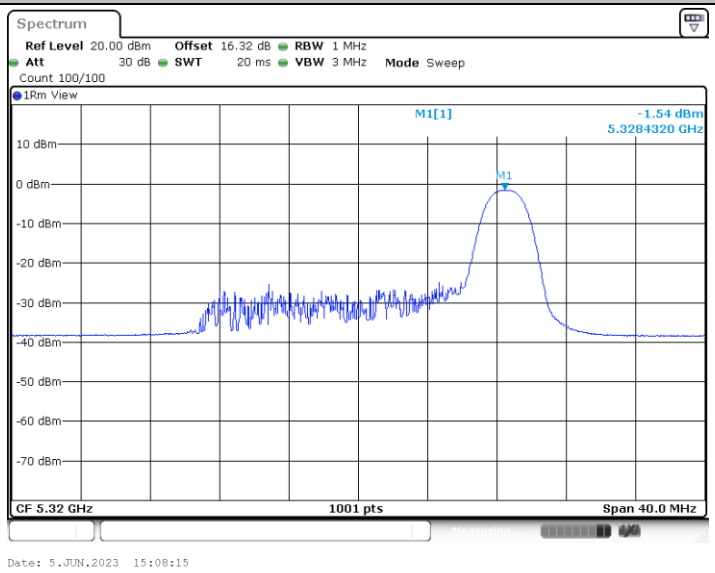

11AX20MIMO_Ant2_5320_52Tone_RU40

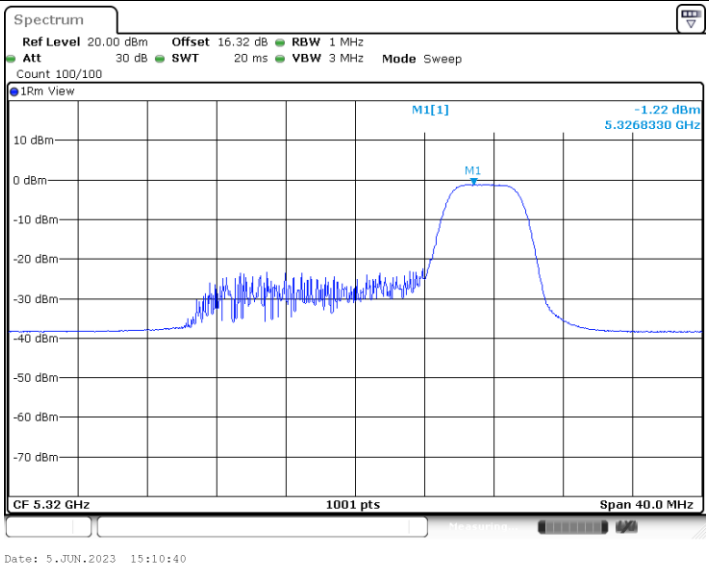

11AX20MIMO_Ant2_5320_106Tone_RU54

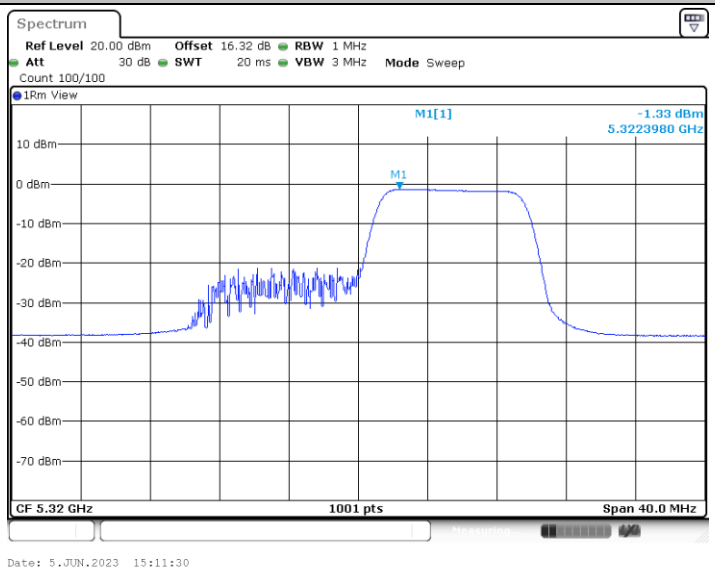

11AX20MIMO_Ant1_5500_26Tone_RU0

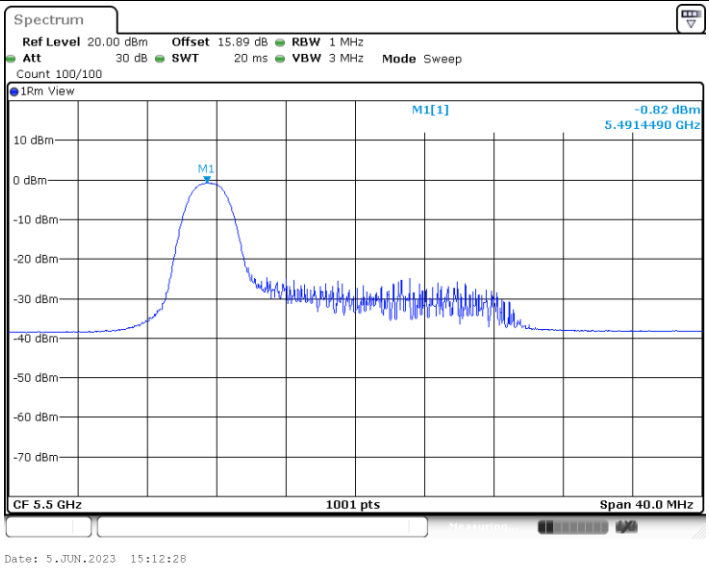

11AX20MIMO_Ant1_5500_52Tone_RU37

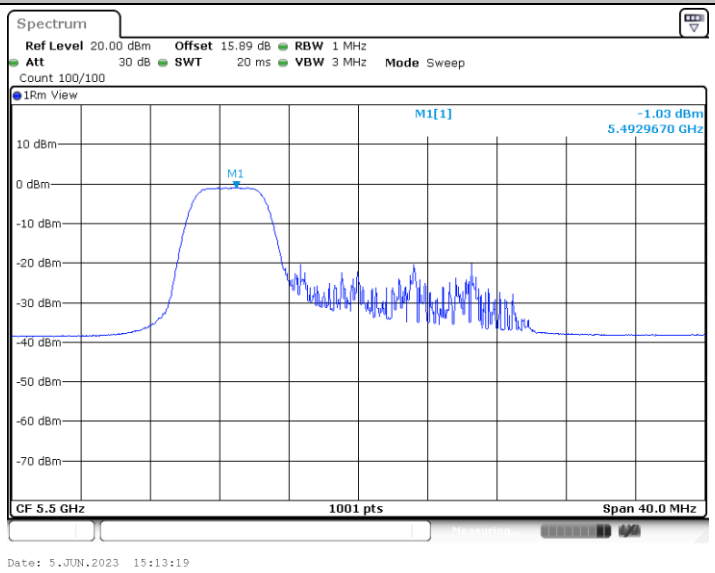

11AX20MIMO_Ant1_5500_106Tone_RU53

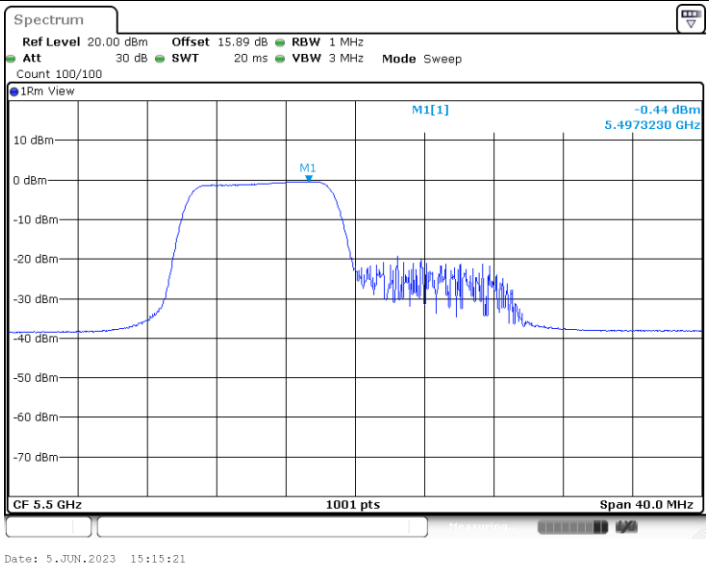

11AX20MIMO_Ant2_5500_26Tone_RU0

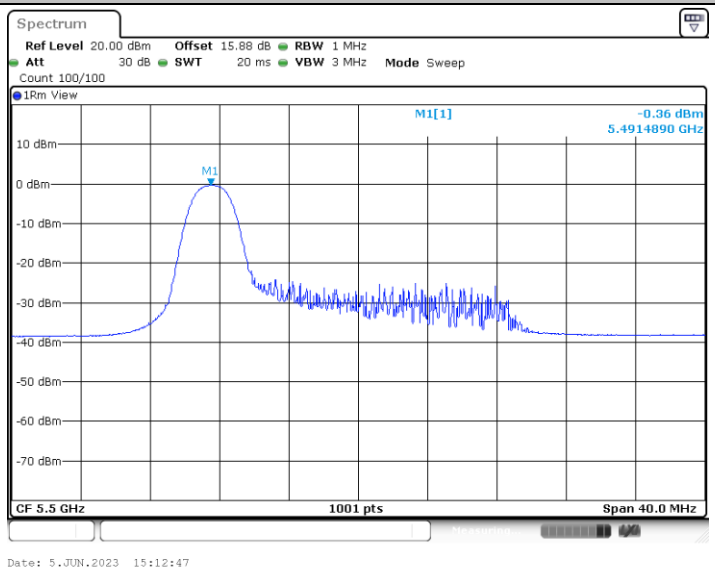

11AX20MIMO_Ant2_5500_52Tone_RU37

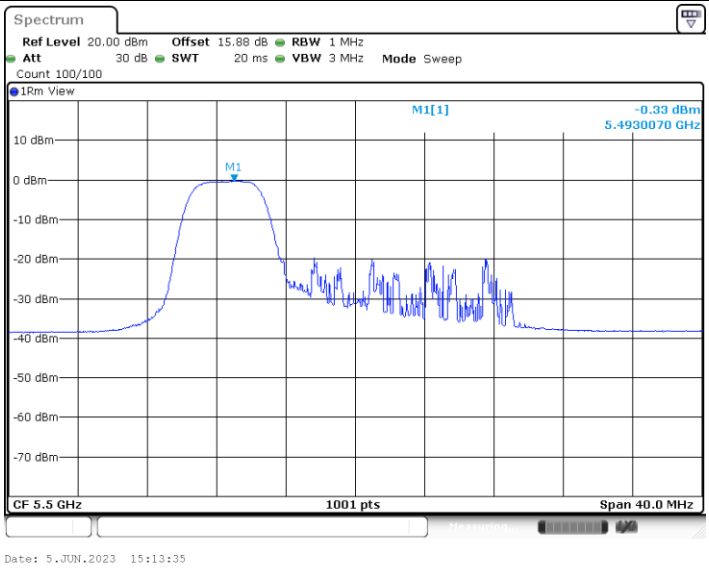

11AX20MIMO_Ant2_5500_106Tone_RU53

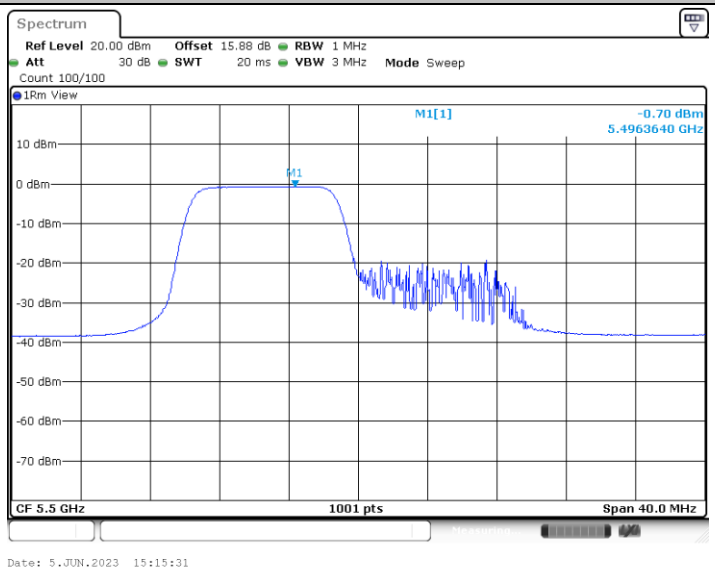

11AX20MIMO_Ant1_5580_26Tone_RU0

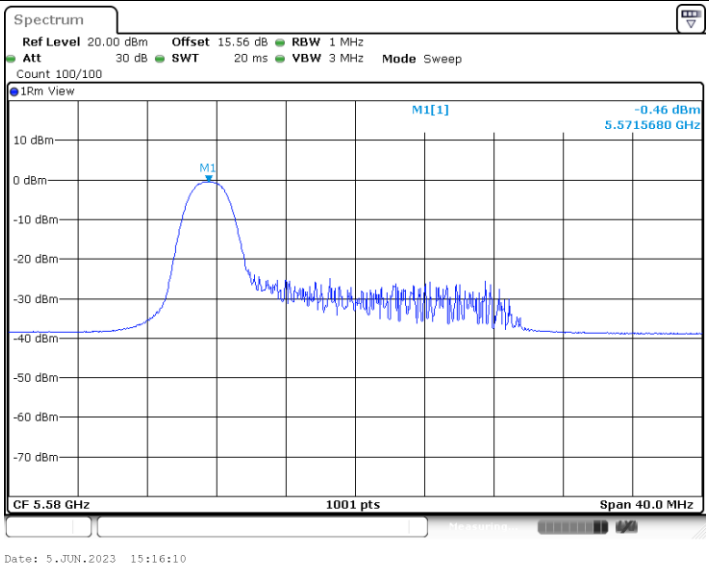

11AX20MIMO_Ant1_5580_52Tone_RU37

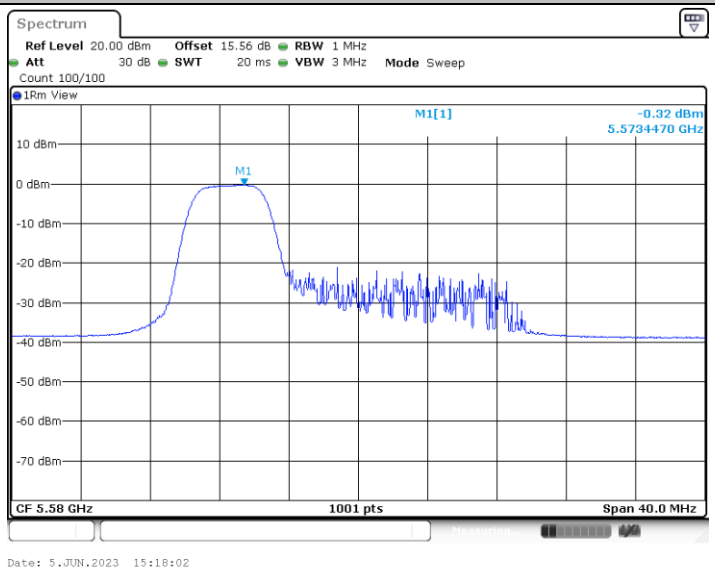

11AX20MIMO_Ant1_5580_106Tone_RU53

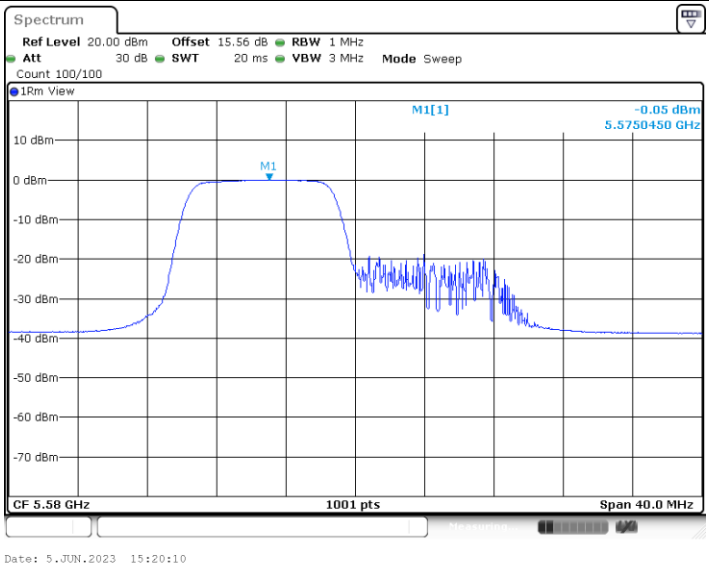

11AX20MIMO_Ant2_5580_26Tone_RU0

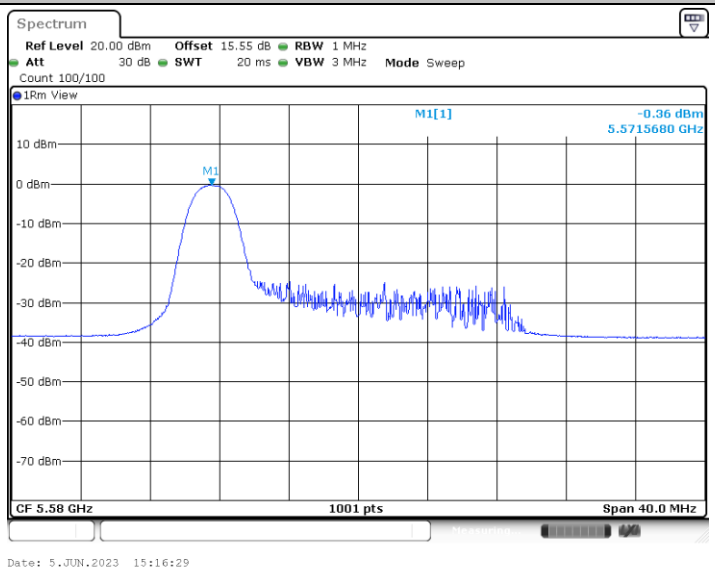

11AX20MIMO_Ant2_5580_52Tone_RU37

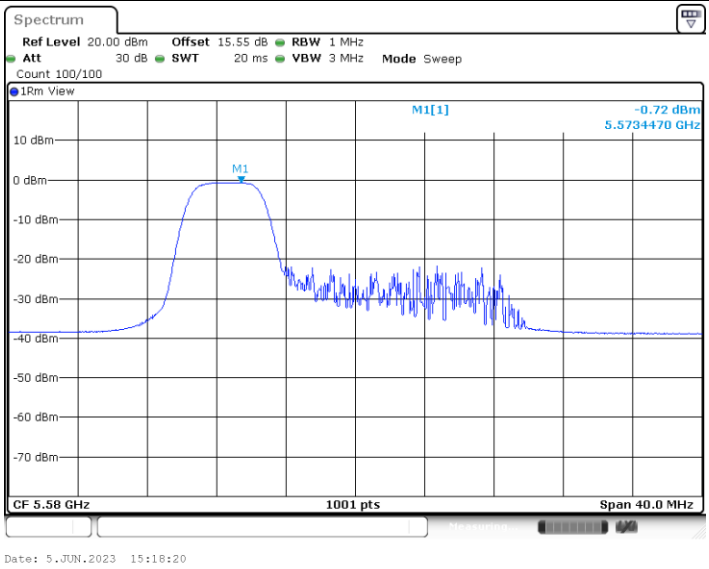

11AX20MIMO_Ant2_5580_106Tone_RU53

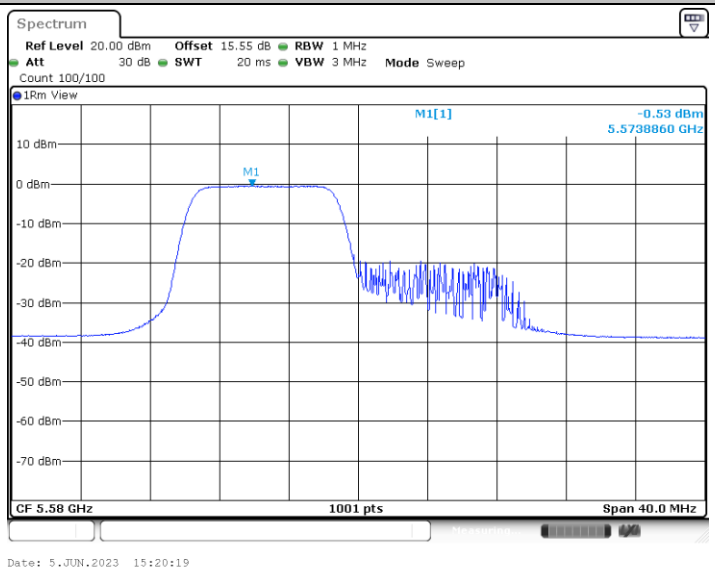

11AX20MIMO_Ant1_5700_26Tone_RU8

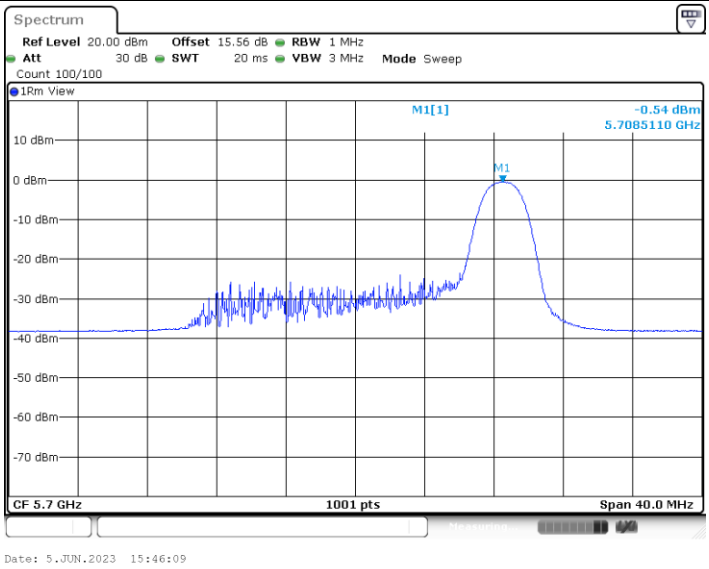

11AX20MIMO_Ant1_5700_52Tone_RU40

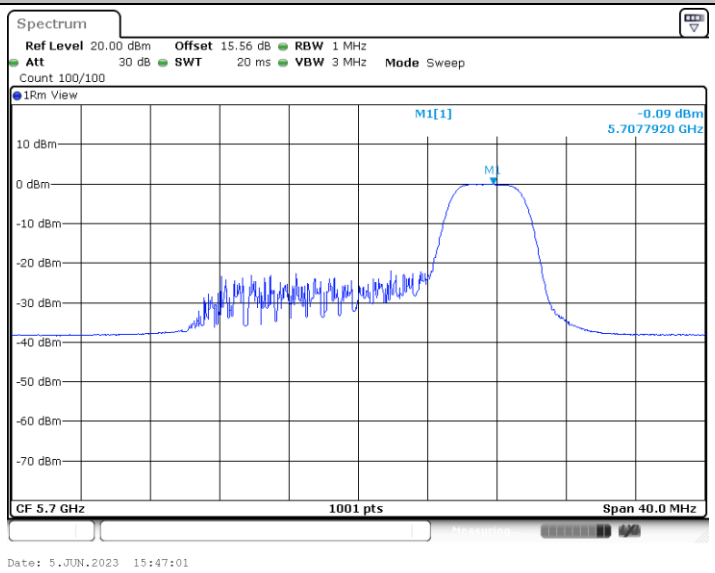

11AX20MIMO_Ant1_5700_106Tone_RU54

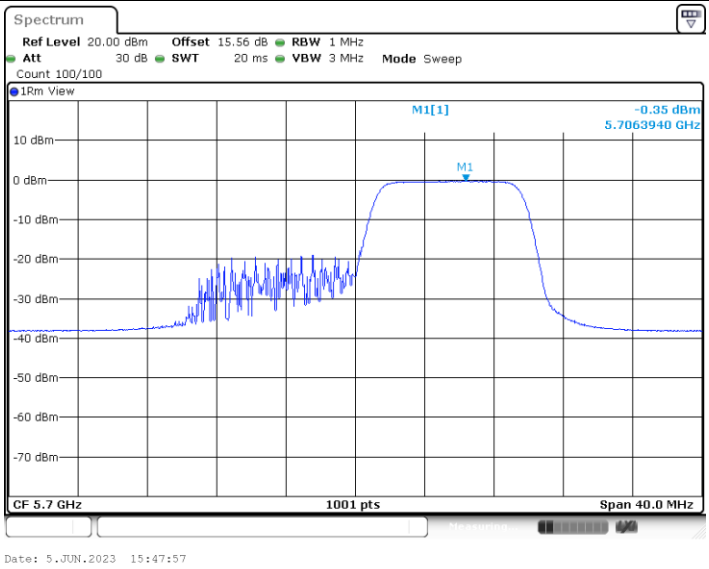

11AX20MIMO_Ant2_5700_26Tone_RU8

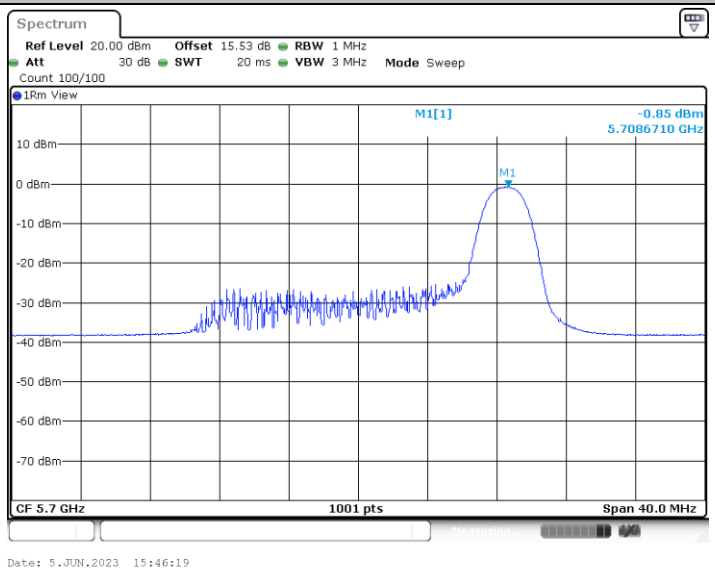

11AX20MIMO_Ant2_5700_52Tone_RU40

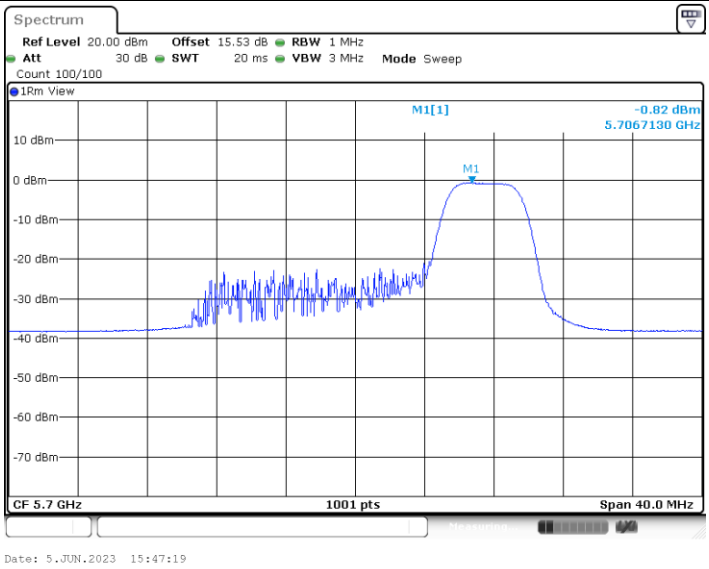

11AX20MIMO_Ant2_5700_106Tone_RU54

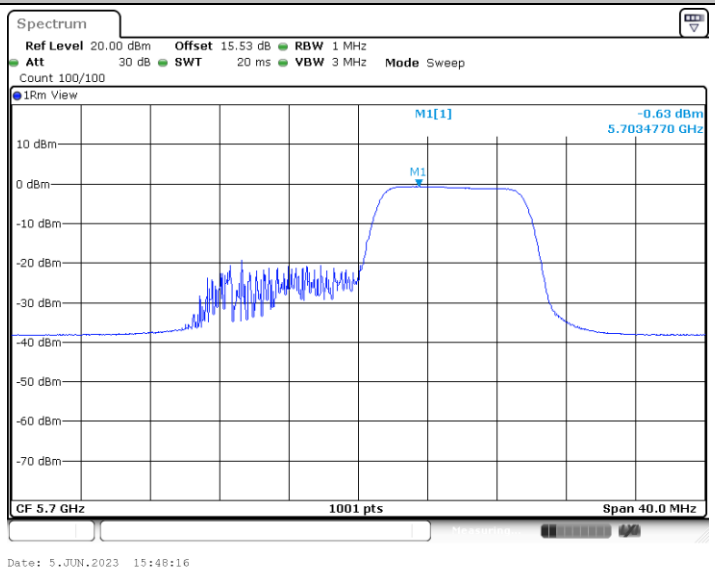

11AX20MIMO_Ant1_5720_26Tone_RU8

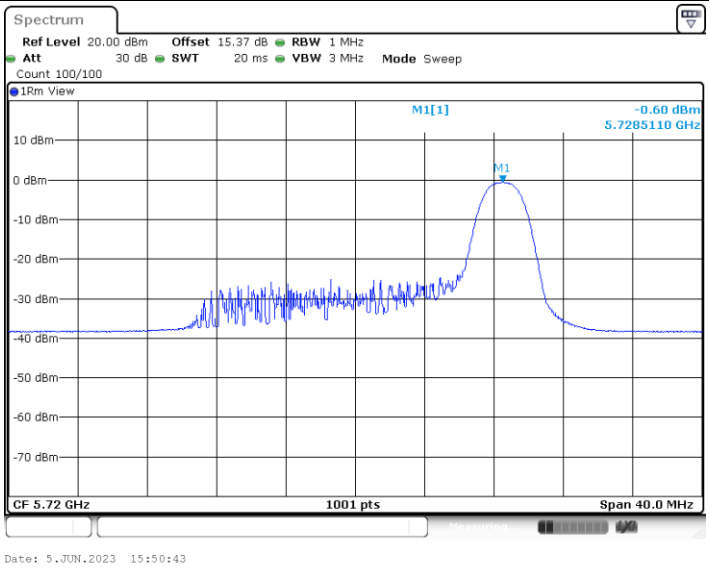

11AX20MIMO_Ant1_5720_52Tone_RU40

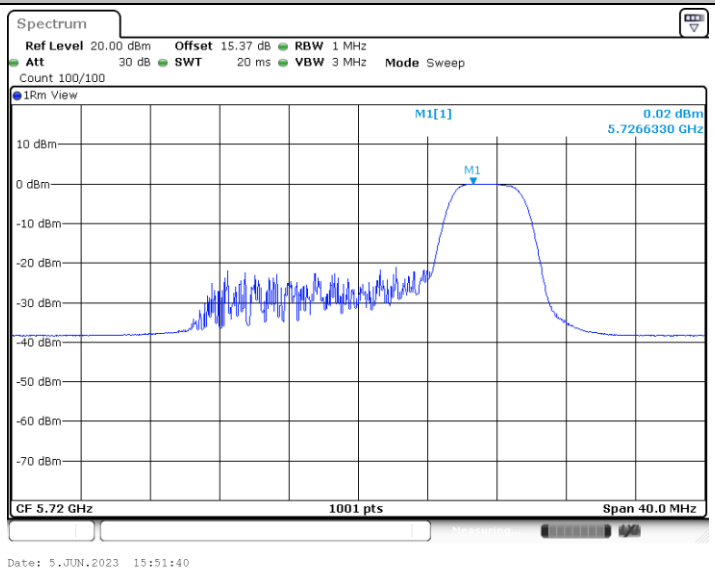

11AX20MIMO_Ant1_5720_106Tone_RU54

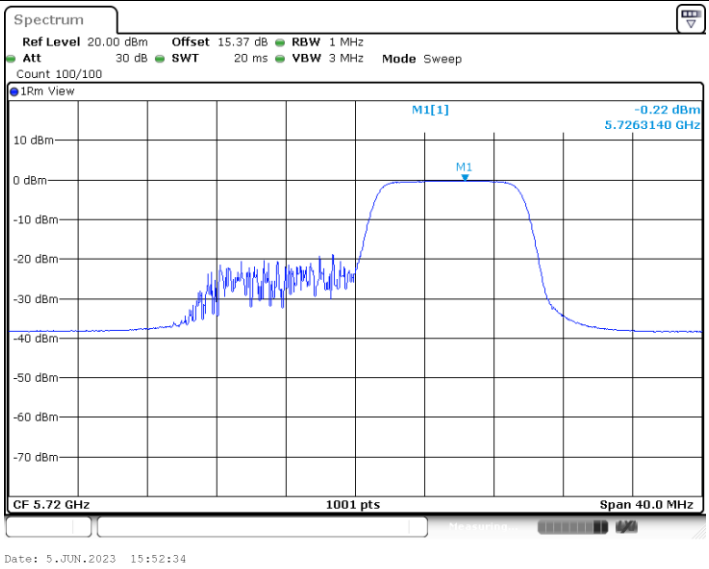

11AX20MIMO_Ant2_5720_26Tone_RU8

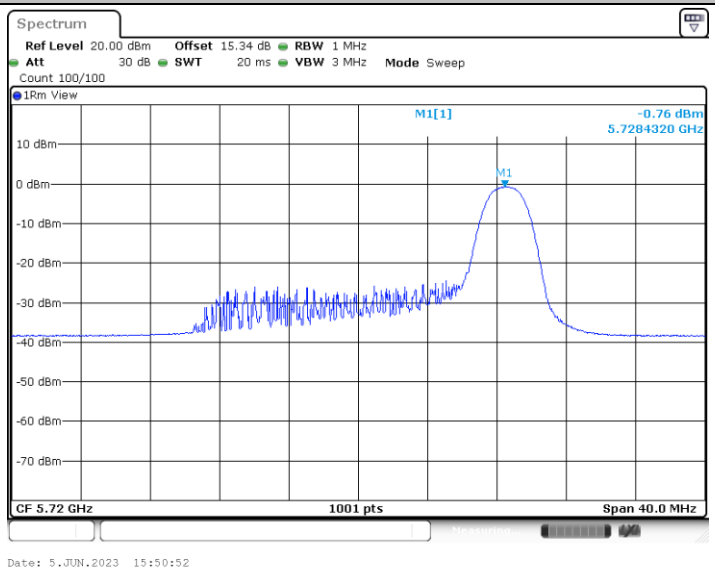

11AX20MIMO_Ant2_5720_52Tone_RU40

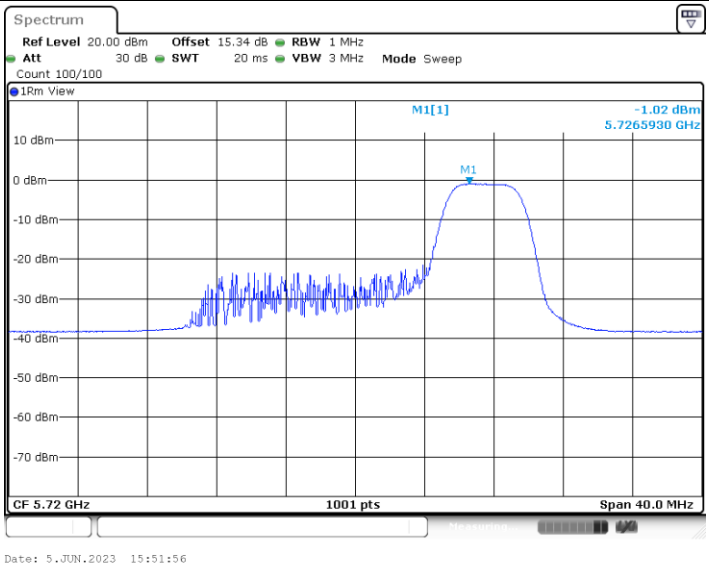

11AX20MIMO_Ant2_5720_106Tone_RU54

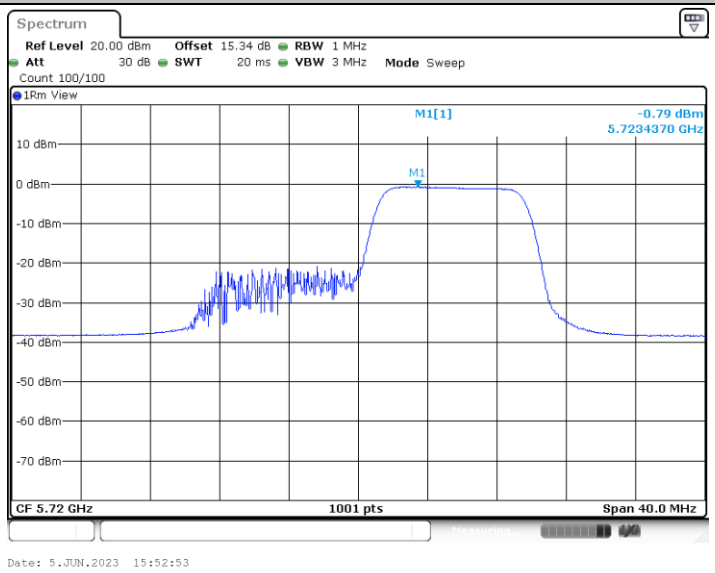

11AX20MIMO_Ant1_5745_26Tone_RU0

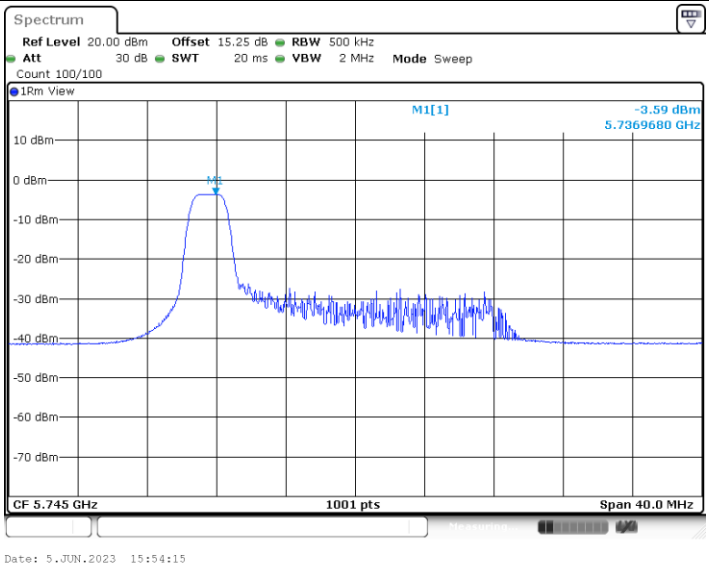

11AX20MIMO_Ant1_5745_52Tone_RU37

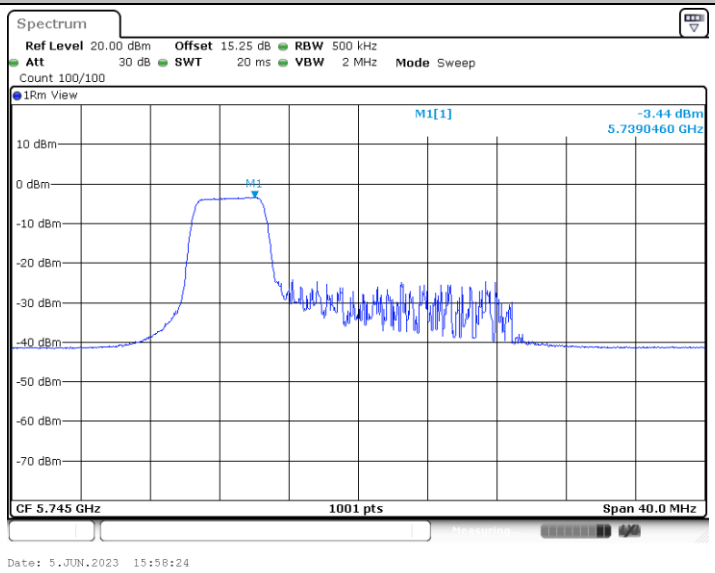

11AX20MIMO_Ant1_5745_106Tone_RU53

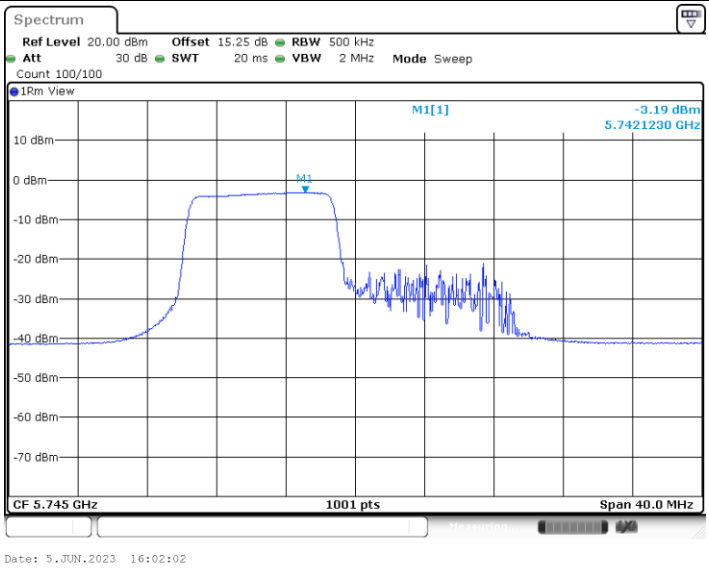

11AX20MIMO_Ant2_5745_26Tone_RU0

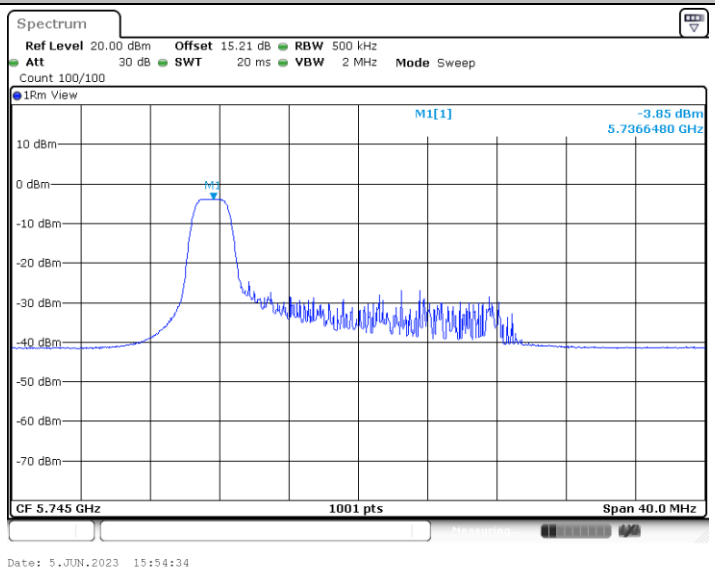

11AX20MIMO_Ant2_5745_52Tone_RU37

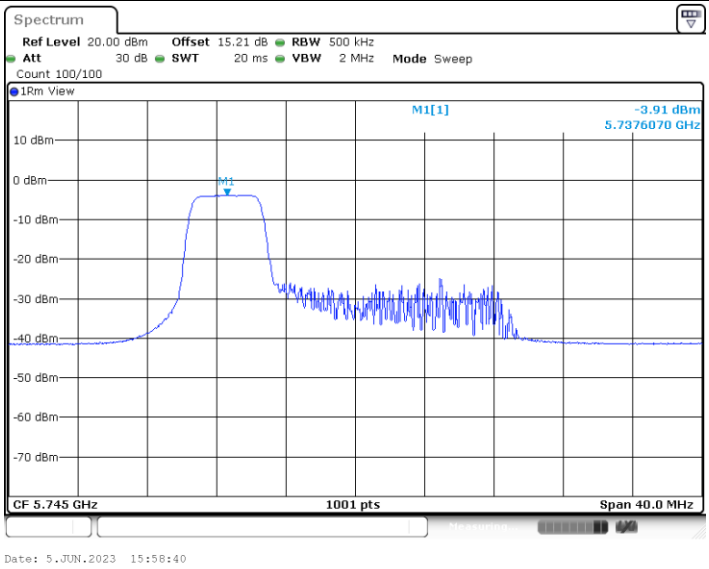

11AX20MIMO_Ant2_5745_106Tone_RU53

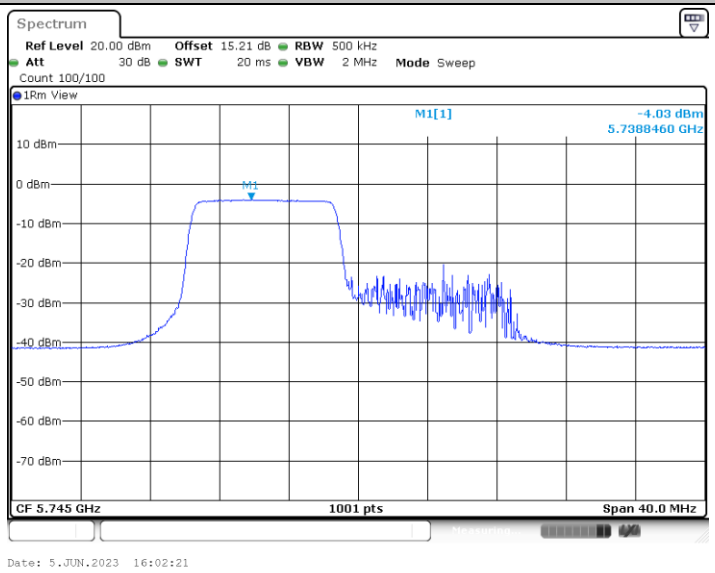

11AX20MIMO_Ant1_5785_26Tone_RU0

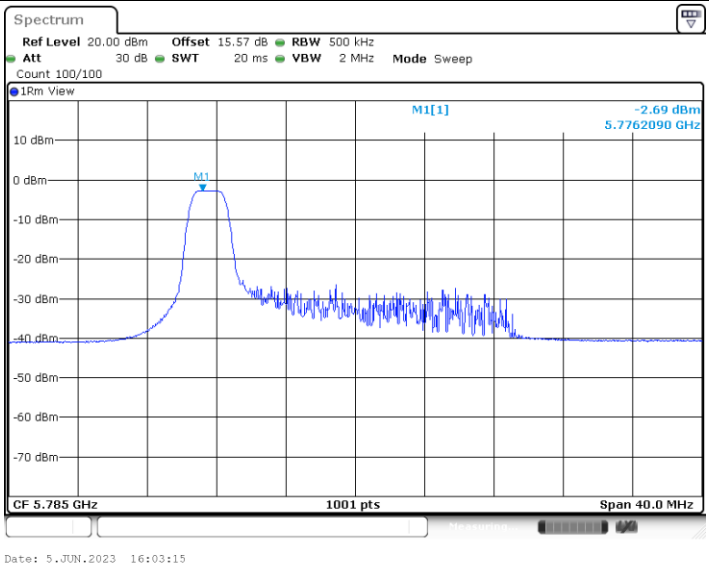

11AX20MIMO_Ant1_5785_52Tone_RU37

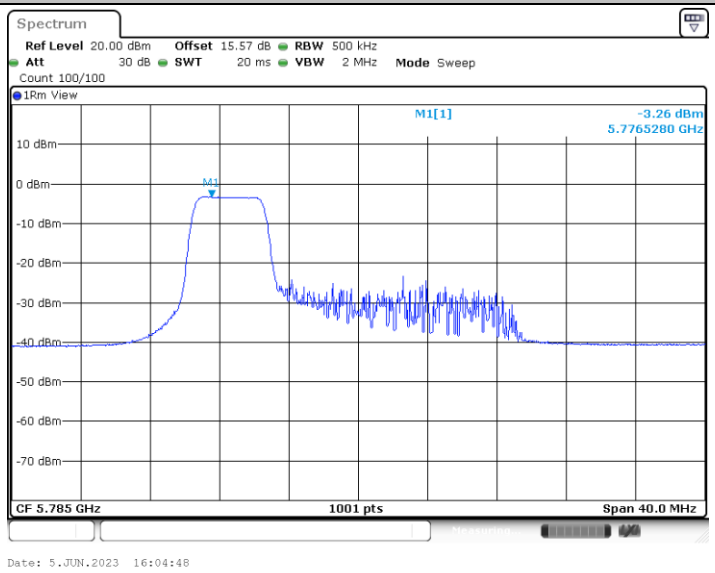

11AX20MIMO_Ant1_5785_106Tone_RU53

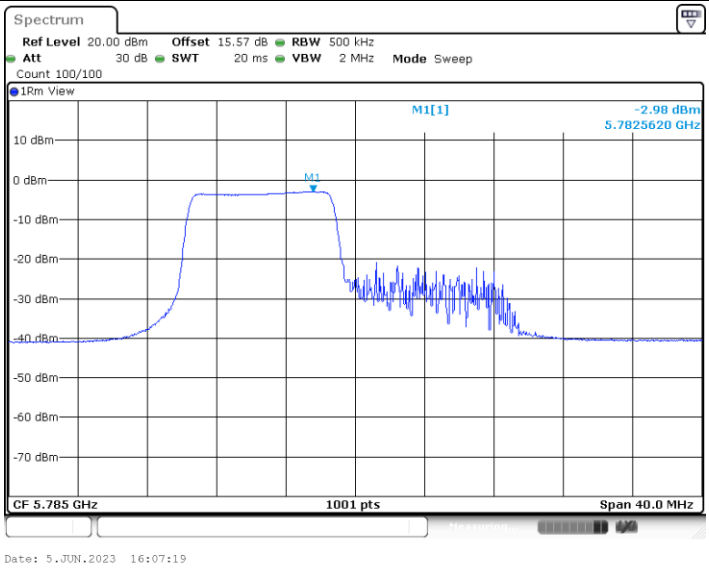

11AX20MIMO_Ant2_5785_26Tone_RU0

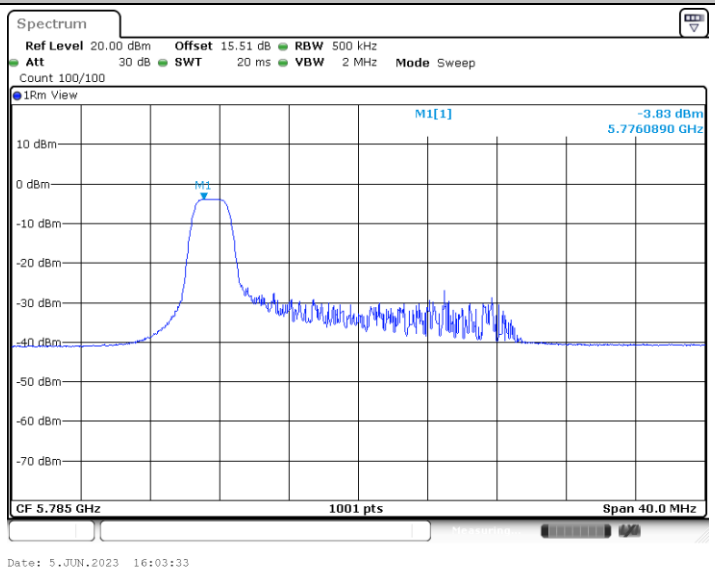

11AX20MIMO_Ant2_5785_52Tone_RU37

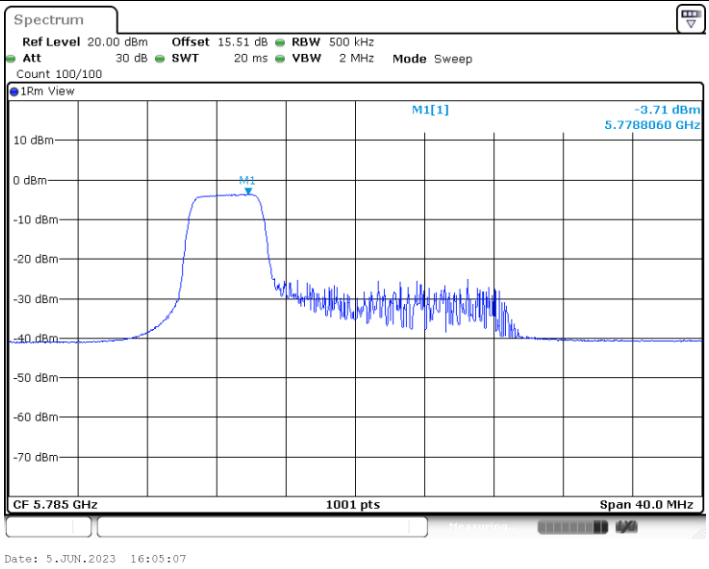

11AX20MIMO_Ant2_5785_106Tone_RU53

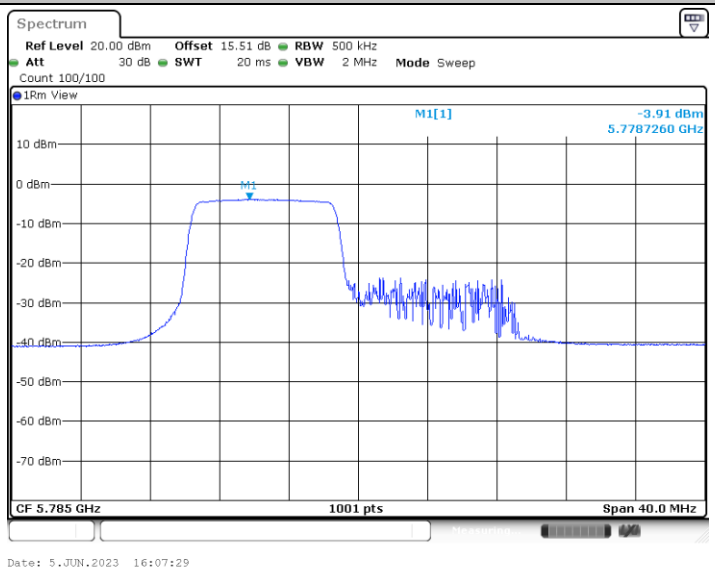

11AX20MIMO_Ant1_5825_26Tone_RU8

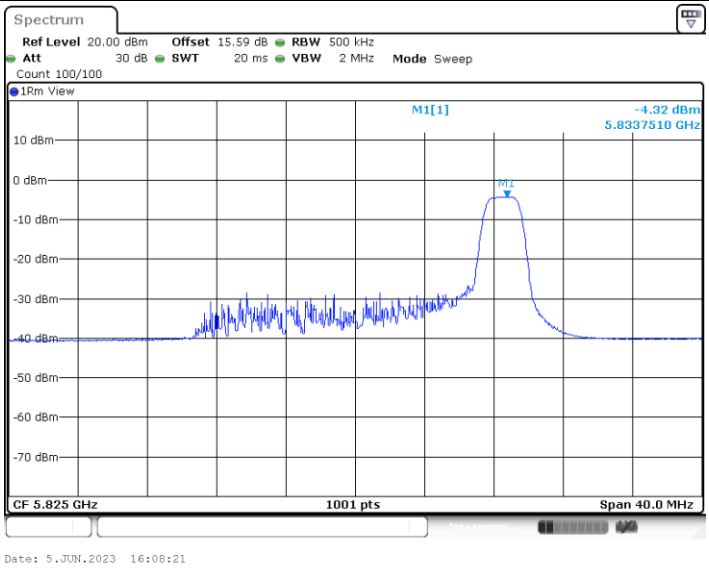

11AX20MIMO_Ant1_5825_52Tone_RU40

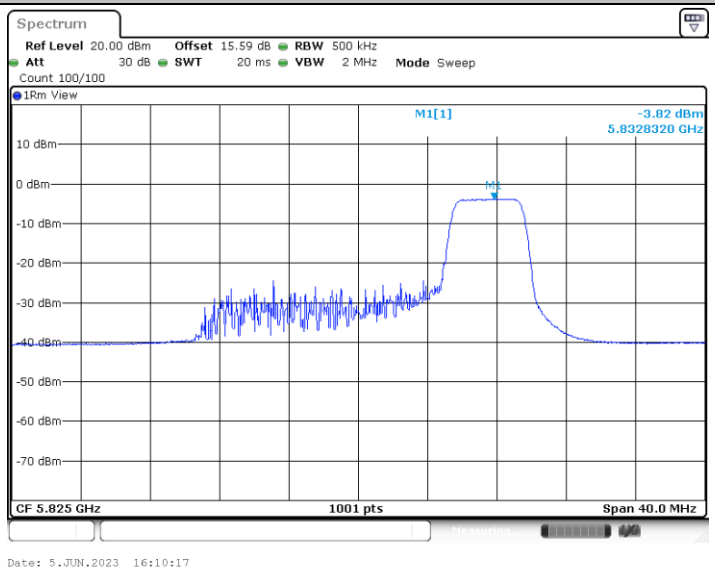

11AX20MIMO_Ant1_5825_106Tone_RU54

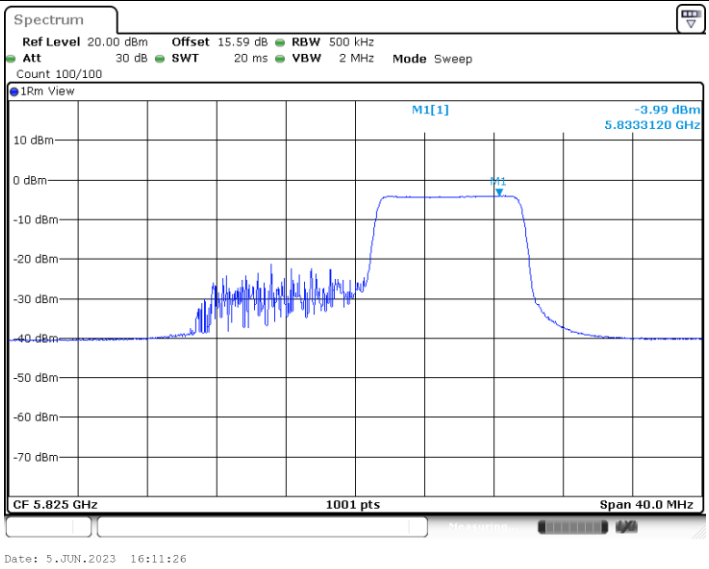

11AX20MIMO_Ant2_5825_26Tone_RU8

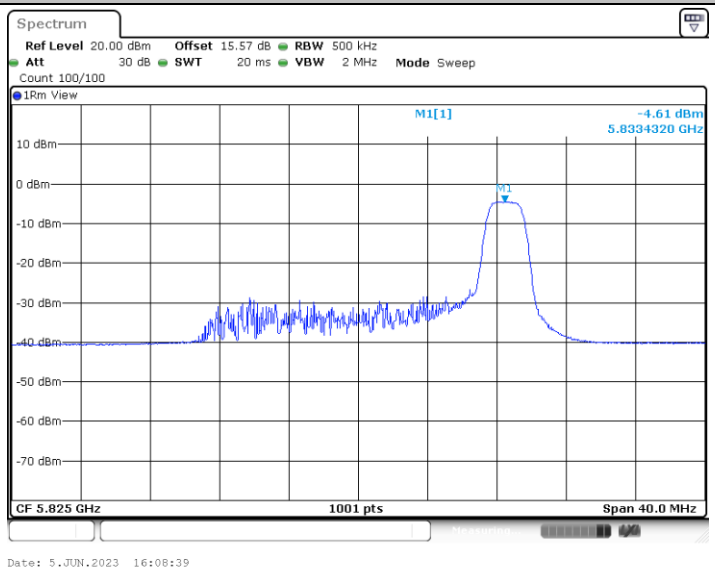

11AX20MIMO_Ant2_5825_52Tone_RU40

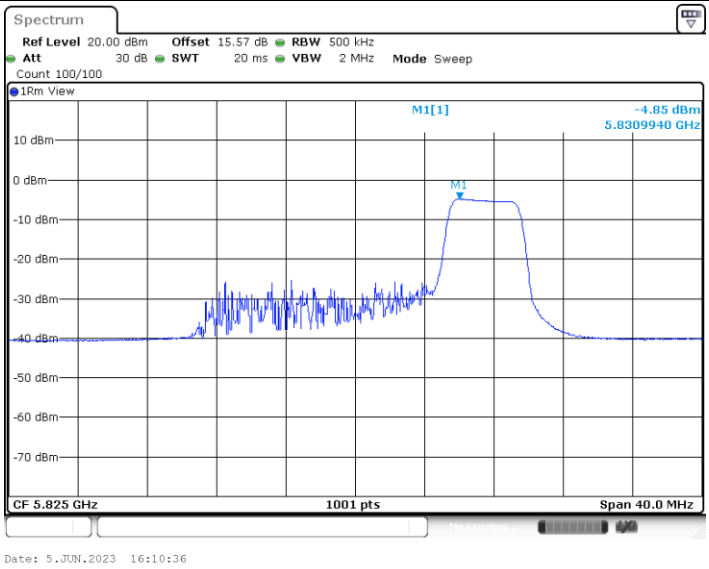

11AX20MIMO_Ant2_5825_106Tone_RU54

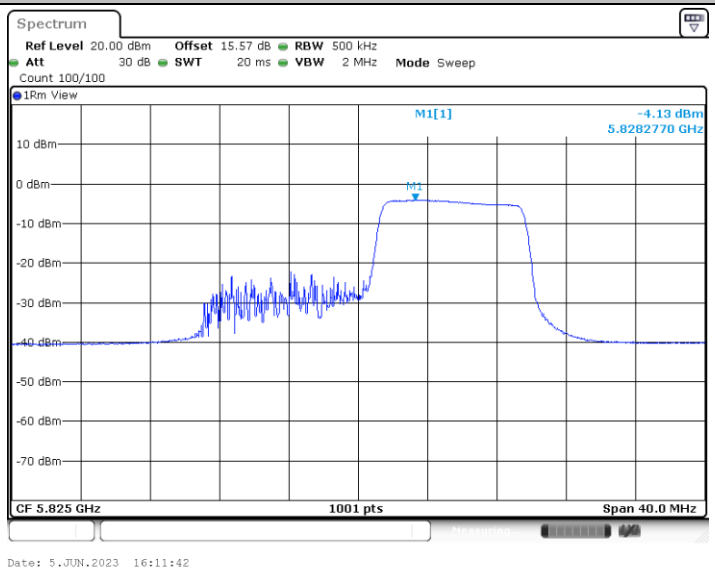

Appendix B. AC Conducted Emission Test Results

Test Engineer :	Amos	**Temperature :**	25.3~26.2℃
		Relative Humidity :	38~40%
Test Voltage :	120Vac / 60Hz	**Phase :**	Line
Remark :	All emissions not reported here are more than 10 dB below the prescribed limit.		

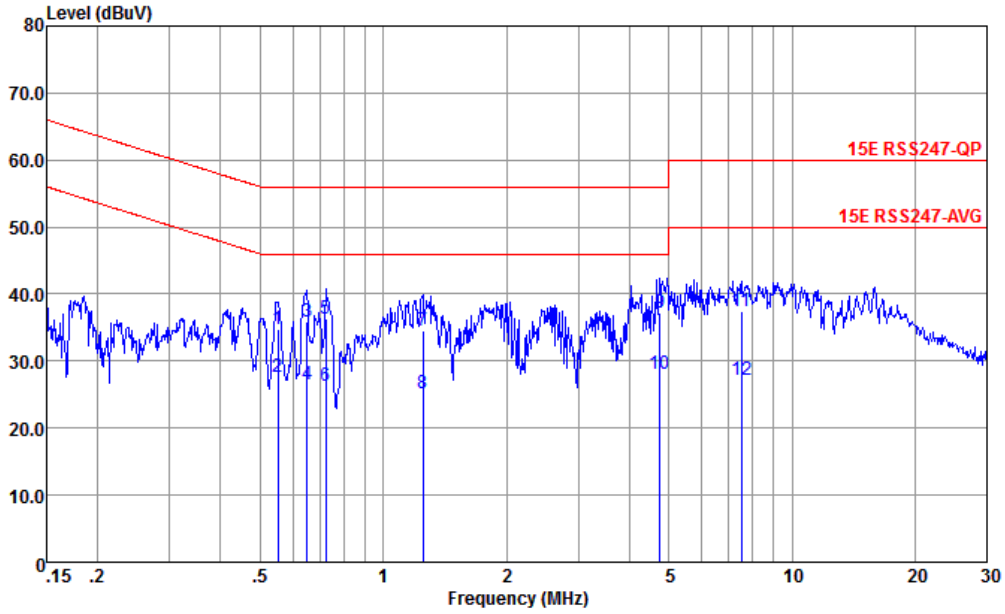

Site : CO01-KS
Condition : 15E RSS247-QP LISN-060105-L 2023 LINE

	Freq	Level	Over Limit	Limit Line	Read Level	LISN Factor	Cable Loss	Remark
	MHz	dBuV	dB	dBuV	dBuV	dB	dB	
1	0.552	34.65	-21.35	56.00	24.49	-0.04	10.20	QP
2	0.552	27.65	-18.35	46.00	17.49	-0.04	10.20	Average
3	0.651	35.91	-20.09	56.00	25.80	-0.06	10.17	QP
4	0.651	26.41	-19.59	46.00	16.30	-0.06	10.17	Average
5	0.724	36.28	-19.72	56.00	26.20	-0.07	10.15	QP
6	0.724	26.38	-19.62	46.00	16.30	-0.07	10.15	Average
7	1.249	34.48	-21.52	56.00	24.50	-0.11	10.09	QP
8	1.249	25.08	-20.92	46.00	15.10	-0.11	10.09	Average
9	4.746	37.23	-18.77	56.00	27.30	-0.13	10.06	QP
10 *	4.746	28.13	-17.87	46.00	18.20	-0.13	10.06	Average
11	7.526	37.39	-22.61	60.00	27.20	-0.14	10.33	QP
12	7.526	27.29	-22.71	50.00	17.10	-0.14	10.33	Average

Test Engineer :	Amos	**Temperature :**	25.3~26.2℃
		Relative Humidity :	38~40%
Test Voltage :	120Vac / 60Hz	**Phase :**	Neutral
Remark :	All emissions not reported here are more than 10 dB below the prescribed limit.		

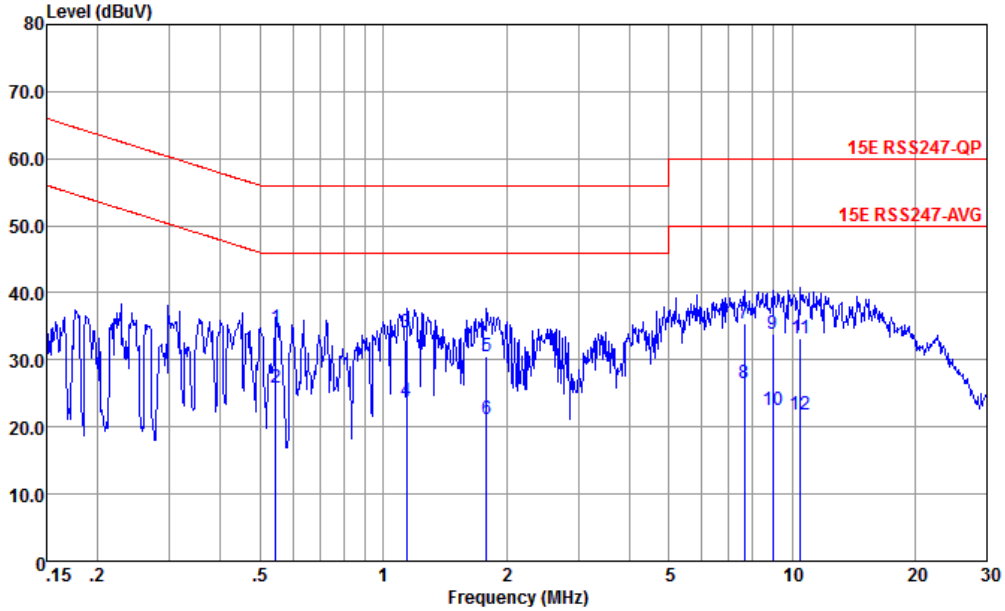

Site : CO01-KS
Condition : 15E RSS247-QP LISN-060105-N 2023 NEUTRAL

	Freq MHz	Level dBuV	Over Limit dB	Limit Line dBuV	Read Level dBuV	LISN Factor dB	Cable Loss dB	Remark
1	0.546	34.73	-21.27	56.00	24.60	-0.07	10.20	QP
2 *	0.546	25.93	-20.07	46.00	15.80	-0.07	10.20	Average
3	1.141	34.20	-21.80	56.00	24.20	-0.10	10.10	QP
4	1.141	23.90	-22.10	46.00	13.90	-0.10	10.10	Average
5	1.790	30.55	-25.45	56.00	20.60	-0.12	10.07	QP
6	1.790	21.15	-24.85	46.00	11.20	-0.12	10.07	Average
7	7.646	35.43	-24.57	60.00	25.20	-0.12	10.35	QP
8	7.646	26.43	-23.57	50.00	16.20	-0.12	10.35	Average
9	8.964	33.95	-26.05	60.00	23.60	-0.17	10.52	QP
10	8.964	22.55	-27.45	50.00	12.20	-0.17	10.52	Average
11	10.508	33.15	-26.85	60.00	22.60	-0.19	10.74	QP
12	10.508	21.75	-28.25	50.00	11.20	-0.19	10.74	Average

Note:

1. Level(dBμV) = Read Level(dBμV) + LISN Factor(dB) + Cable Loss(dB)
2. Over Limit(dB) = Level(dBμV) – Limit Line(dBμV)

Appendix C Radiated Spurious Emission Test Data

Test Engineer :	Carl Ni	Relative Humidity :	41 ~ 42 %
		Temperature :	22 ~ 23 ℃

Radiated Spurious Emission Test Modes

Mode	Band	Band (GHz)	Antenna	Modulation	Channel	Frequency	Data Rate	RU	Remark
Mode 1	U-NII-1	5.15-5.25	CDD 0+1	802.11a	36	5180	6Mbps	-	-
Mode 2	U-NII-1	5.15-5.25	CDD 0+1	802.11a	44	5220	6Mbps	-	-
Mode 3	U-NII-1	5.15-5.25	CDD 0+1	802.11a	48	5240	6Mbps	-	-
Mode 4	U-NII-2A	5.25-5.35	CDD 0+1	802.11a	52	5280	6Mbps	-	-
Mode 5	U-NII-2A	5.25-5.35	CDD 0+1	802.11a	60	5300	6Mbps	-	-
Mode 6	U-NII-2A	5.25-5.35	CDD 0+1	802.11a	64	5320	6Mbps	-	-
Mode 7	U-NII-2C	5.47-5.725	CDD 0+1	802.11a	100	5500	6Mbps	-	-
Mode 8	U-NII-2C	5.47-5.725	CDD 0+1	802.11a	116	5580	6Mbps	-	-
Mode 9	U-NII-2C	5.47-5.725	CDD 0+1	802.11a	140	5700	6Mbps	-	-
Mode 10	U-NII-1	5.15-5.25	CDD 0+1	802.11n HT20	36	5180	MCS0	-	-
Mode 11	U-NII-1	5.15-5.25	CDD 0+1	802.11n HT20	44	5220	MCS0	-	-
Mode 12	U-NII-1	5.15-5.25	CDD 0+1	802.11n HT20	48	5240	MCS0	-	-
Mode 13	U-NII-2A	5.25-5.35	CDD 0+1	802.11n HT20	52	5280	MCS0	-	-
Mode 14	U-NII-2A	5.25-5.35	CDD 0+1	802.11n HT20	60	5300	MCS0	-	-
Mode 15	U-NII-2A	5.25-5.35	CDD 0+1	802.11n HT20	64	5320	MCS0	-	-
Mode 16	U-NII-2C	5.47-5.725	CDD 0+1	802.11n HT20	100	5500	MCS0	-	-
Mode 17	U-NII-2C	5.47-5.725	CDD 0+1	802.11n HT20	116	5580	MCS0	-	-
Mode 18	U-NII-2C	5.47-5.725	CDD 0+1	802.11n HT20	140	5700	MCS0	-	-
Mode 19	U-NII-1	5.15-5.25	CDD 0+1	802.11n HT40	38	5190	MCS0	-	-
Mode 20	U-NII-1	5.15-5.25	CDD 0+1	802.11n HT40	46	5230	MCS0	-	-
Mode 21	U-NII-2A	5.25-5.35	CDD 0+1	802.11n HT40	54	5270	MCS0	-	-
Mode 22	U-NII-2A	5.25-5.35	CDD 0+1	802.11n HT40	62	5310	MCS0	-	-
Mode 23	U-NII-2C	5.47-5.725	CDD 0+1	802.11n HT40	102	5510	MCS0	-	-
Mode 24	U-NII-2C	5.47-5.725	CDD 0+1	802.11n HT40	110	5550	MCS0	-	-
Mode 25	U-NII-2C	5.47-5.725	CDD 0+1	802.11n HT40	134	5670	MCS0	-	-
Mode 26	U-NII-1	5.15-5.25	CDD 0+1	802.11ac VHT80	42	5210	MCS0	-	-
Mode 27	U-NII-2A	5.25-5.35	CDD 0+1	802.11ac VHT80	58	5290	MCS0	-	-
Mode 28	U-NII-2C	5.47-5.725	CDD 0+1	802.11ac VHT80	106	5530	MCS0	-	-
Mode 29	U-NII-2C	5.47-5.725	CDD 0+1	802.11ac VHT80	122	5610	MCS0	-	-
Mode 30	U-NII-2A	5.15-5.35	CDD 0+1	802.11ac VHT160	50	5250	MCS0	-	-
Mode 31	U-NII-2C	5.47-5.725	CDD 0+1	802.11ac VHT160	114	5570	MCS0	-	-
Mode 32	U-NII-1	5.15-5.25	CDD 0+1	802.11ax HE20	36	5180	MCS0	Full	-
Mode 33	U-NII-1	5.15-5.25	CDD 0+1	802.11ax HE20	44	5220	MCS0	Full	-
Mode 34	U-NII-1	5.15-5.25	CDD 0+1	802.11ax HE20	48	5240	MCS0	Full	-
Mode 35	U-NII-2A	5.25-5.35	CDD 0+1	802.11ax HE20	52	5280	MCS0	Full	-
Mode 36	U-NII-2A	5.25-5.35	CDD 0+1	802.11ax HE20	60	5300	MCS0	Full	-
Mode 37	U-NII-2A	5.25-5.35	CDD 0+1	802.11ax HE20	64	5320	MCS0	Full	-

Mode 38	U-NII-2C	5.47-5.725	CDD 0+1	802.11ax HE20	100	5500	MCS0	Full	-
Mode 39	U-NII-2C	5.47-5.725	CDD 0+1	802.11ax HE20	116	5580	MCS0	Full	-
Mode 40	U-NII-2C	5.47-5.725	CDD 0+1	802.11ax HE20	140	5700	MCS0	Full	-
Mode 41	U-NII-1	5.15-5.25	CDD 0+1	802.11ax HE20	36	5180	MCS0	Partial RU26/0	-
Mode 42	U-NII-1	5.15-5.25	CDD 0+1	802.11ax HE20	48	5240	MCS0	Partial RU26/8	-
Mode 43	U-NII-2A	5.25-5.35	CDD 0+1	802.11ax HE20	52	5260	MCS0	Partial RU26/0	-
Mode 44	U-NII-2A	5.25-5.35	CDD 0+1	802.11ax HE20	64	5320	MCS0	Partial RU26/8	-
Mode 45	U-NII-2C	5.47-5.725	CDD 0+1	802.11ax HE20	100	5500	MCS0	Partial RU26/0	-
Mode 46	U-NII-2C	5.47-5.725	CDD 0+1	802.11ax HE20	140	5700	MCS0	Partia IRU26/8	-
Mode 47	U-NII-1	5.15-5.25	CDD 0+1	802.11ax HE20	36	5180	MCS0	Partial RU52/37	-
Mode 48	U-NII-1	5.15-5.25	CDD 0+1	802.11ax HE20	48	5240	MCS0	Partial RU52/40	-
Mode 49	U-NII-2A	5.25-5.35	CDD 0+1	802.11ax HE20	52	5260	MCS0	Partial RU52/37	-
Mode 50	U-NII-2A	5.25-5.35	CDD 0+1	802.11ax HE20	64	5320	MCS0	Partial RU52/40	-
Mode 51	U-NII-2C	5.47-5.725	CDD 0+1	802.11ax HE20	100	5500	MCS0	Partial RU52/37	-
Mode 52	U-NII-2C	5.47-5.725	CDD 0+1	802.11ax HE20	140	5700	MCS0	Partial RU52/40	-
Mode 53	U-NII-1	5.15-5.25	CDD 0+1	802.11ax HE20	36	5180	MCS0	Partial RU106/53	-
Mode 54	U-NII-1	5.15-5.25	CDD 0+1	802.11ax HE20	48	5240	MCS0	Partial RU106/54	-
Mode 55	U-NII-2A	5.25-5.35	CDD 0+1	802.11ax HE20	52	5260	MCS0	Partial RU106/53	-
Mode 56	U-NII-2A	5.25-5.35	CDD 0+1	802.11ax HE20	64	5320	MCS0	Partial RU106/54	-
Mode 57	U-NII-2C	5.47-5.725	CDD 0+1	802.11ax HE20	100	5500	MCS0	Partial RU106/53	-
Mode 58	U-NII-2C	5.47-5.725	CDD 0+1	802.11ax HE20	140	5700	MCS0	Partial RU106/54	-
Mode 59	U-NII-1	5.15-5.25	CDD 0+1	802.11ax HE40	38	5190	MCS0	Full	-
Mode 60	U-NII-1	5.15-5.25	CDD 0+1	802.11ax HE40	46	5230	MCS0	Full	-
Mode 61	U-NII-2A	5.25-5.35	CDD 0+1	802.11ax HE40	54	5270	MCS0	Full	-
Mode 62	U-NII-2A	5.25-5.35	CDD 0+1	802.11ax HE40	62	5310	MCS0	Full	-
Mode 63	U-NII-2C	5.47-5.725	CDD 0+1	802.11ax HE40	102	5510	MCS0	Full	-
Mode 64	U-NII-2C	5.47-5.725	CDD 0+1	802.11ax HE40	110	5550	MCS0	Full	-
Mode 65	U-NII-2C	5.47-5.725	CDD 0+1	802.11ax HE40	134	5670	MCS0	Full	-
Mode 66	U-NII-1	5.15-5.25	CDD 0+1	802.11ax HE80	42	5210	MCS0	Full	-
Mode 67	U-NII-2A	5.25-5.35	CDD 0+1	802.11ax HE80	58	5290	MCS0	Full	-
Mode 68	U-NII-2C	5.47-5.725	CDD 0+1	802.11ax HE80	106	5530	MCS0	Full	-
Mode 69	U-NII-2C	5.47-5.725	CDD 0+1	802.11ax HE80	122	5610	MCS0	Full	-
Mode 70	U-NII-2A	5.15-5.35	CDD 0+1	802.11ax HE160	50	5250	MCS0	Full	-
Mode 71	U-NII-2C	5.47-5.725	CDD 0+1	802.11ax HE160	114	5570	MCS0	Full	-
Mode 72	U-NII-3	5.725-5.85	CDD 0+1	802.11a	149	5745	6Mbps	-	-
Mode 73	U-NII-3	5.725-5.85	CDD 0+1	802.11a	157	5785	6Mbps	-	-
Mode 74	U-NII-3	5.725-5.85	CDD 0+1	802.11a	165	5825	6Mbps	-	-
Mode 75	U-NII-3	5.725-5.85	CDD 0+1	802.11n HT20	149	5745	MCS0	-	-
Mode 76	U-NII-3	5.725-5.85	CDD 0+1	802.11n HT20	157	5785	MCS0	-	-
Mode 77	U-NII-3	5.725-5.85	CDD 0+1	802.11n HT20	165	5825	MCS0	-	-
Mode 78	U-NII-3	5.725-5.85	CDD 0+1	802.11n HT40	151	5755	MCS0	-	-

Mode 79	U-NII-3	5.725-5.85	CDD 0+1	802.11n HT40	159	5795	MCS0	-	-
Mode 80	U-NII-3	5.725-5.85	CDD 0+1	802.11ac VHT80	155	5775	MCS0	-	-
Mode 81	U-NII-3	5.725-5.85	CDD 0+1	802.11ax HE20	149	5745	MCS0	Full	-
Mode 82	U-NII-3	5.725-5.85	CDD 0+1	802.11ax HE20	157	5785	MCS0	Full	-
Mode 83	U-NII-3	5.725-5.85	CDD 0+1	802.11ax HE20	165	5825	MCS0	Full	-
Mode 84	U-NII-3	5.725-5.85	CDD 0+1	802.11ax HE40	151	5755	MCS0	Full	-
Mode 85	U-NII-3	5.725-5.85	CDD 0+1	802.11ax HE40	159	5795	MCS0	Full	-
Mode 86	U-NII-3	5.725-5.85	CDD 0+1	802.11ax HE80	155	5775	MCS0	Full	-
Mode 87	U-NII-3	5.725-5.85	CDD 0+1	802.11ax HE20	149	5745	MCS0	Partial RU26/0	-
Mode 88	U-NII-3	5.725-5.85	CDD 0+1	802.11ax HE20	165	5825	MCS0	Partial RU26/8	-
Mode 89	U-NII-3	5.725-5.85	CDD 0+1	802.11ax HE20	149	5745	MCS0	Partial RU52/37	-
Mode 90	U-NII-3	5.725-5.85	CDD 0+1	802.11ax HE20	165	5825	MCS0	Partial RU52/40	-
Mode 91	U-NII-3	5.725-5.85	CDD 0+1	802.11ax HE20	149	5745	MCS0	Partial RU106/53	-
Mode 92	U-NII-3	5.725-5.85	CDD 0+1	802.11ax HE20	165	5825	MCS0	Partial RU106/54	-
Mode 93	Straddle channels	5.47-5.85	CDD 0+1	802.11a	144	5720	6Mbps	-	-
Mode 94	Straddle channels	5.47-5.85	CDD 0+1	802.11n HT20	144	5720	MCS0	-	-
Mode 95	Straddle channels	5.47-5.85	CDD 0+1	802.11n HT40	142	5710	MCS0	-	-
Mode 96	Straddle channels	5.47-5.85	CDD 0+1	802.11ax HE20	144	5720	MCS0	Full	-
Mode 97	Straddle channels	5.47-5.85	CDD 0+1	802.11ax HE40	142	5710	MCS0	Full	-
Mode 98	Straddle channels	5.47-5.85	CDD 0+1	802.11ax HE80	138	5690	MCS0	Full	-
Mode 101	U-NII-1	5.15-5.25	CDD 0+1	802.11n HT40	38	5190	MCS0	LF	
Mode 102	U-NII-3	5.725-5.85	CDD 0+1	802.11n HT20	165	5825	MCS0	LF	

Summary of each worse mode

Mode	Modulation	Ch.	Freq. (MHz)	Level (dBuV/m)	Limit (dBuV/m)	Margin (dB)	Pol.	Peak Avg.	Result	Remark
1	802.11a	36	5044.64	40.19	54.00	-13.81	V	AVERAGE	Pass	Band Edge
1	802.11a	36	10360.00	47.03	68.30	-21.27	V	Peak	Pass	Harmonic
2	802.11a	44	-	-	-	-	-	-	-	Band Edge
2	802.11a	44	10440.00	46.67	68.30	-21.63	H	Peak	Pass	Harmonic
3	802.11a	48	-	-	-	-	-	-	-	Band Edge
3	802.11a	48	10480.00	47.39	68.30	-20.91	H	Peak	Pass	Harmonic
4	802.11a	52	-	-	-	-	-	-	-	Band Edge
4	802.11a	52	10520	47.06	68.3	-21.24	V	Peak	Pass	Harmonic
5	802.11a	60	-	-	-	-	-	-	-	Band Edge
5	802.11a	60	15900.00	47.77	74.00	-26.23	H	Peak	Pass	Harmonic
6	802.11a	64	5350.38	39.37	54.00	-14.63	H	AVERAGE	Pass	Band Edge
6	802.11a	64	15960.00	47.36	74.00	-26.64	H	Peak	Pass	Harmonic
7	802.11a	100	5410.30	38.88	54.00	-15.12	V	AVERAGE	Pass	Band Edge
7	802.11a	100	16500.00	48.19	68.30	-20.11	H	Peak	Pass	Harmonic
8	802.11a	116	-	-	-	-	-	-	-	Band Edge
8	802.11a	116	16740.00	46.00	68.30	-22.30	H	Peak	Pass	Harmonic
9	802.11a	140	5754.02	49.65	68.30	-18.65	H	PEAK	Pass	Band Edge
9	802.11a	140	17100.00	47.46	68.30	-20.84	V	Peak	Pass	Harmonic
10	802.11n HT20	36	5048.96	40.30	54.00	-13.70	H	AVERAGE	Pass	Band Edge
10	802.11n HT20	36	10360.00	46.92	68.30	-21.38	V	Peak	Pass	Harmonic
11	802.11n HT20	44	-	-	-	-	-	-	-	Band Edge
11	802.11n HT20	44	10440.00	46.89	68.30	-21.41	V	Peak	Pass	Harmonic
12	802.11n HT20	48	-	-	-	-	-	-	-	Band Edge
12	802.11n HT20	48	10480.00	47.00	68.30	-21.30	H	Peak	Pass	Harmonic
13	802.11n HT20	52	-	-	-	-	-	-	-	Band Edge
13	802.11n HT20	52	10520	46.63	68.3	-21.67	V	Peak	Pass	Harmonic
14	802.11n HT20	60	-	-	-	-	-	-	-	Band Edge
14	802.11n HT20	60	15900.00	49.53	74.00	-24.47	H	Peak	Pass	Harmonic
15	802.11n HT20	64	5350.94	39.57	54.00	-14.43	H	AVERAGE	Pass	Band Edge
15	802.11n HT20	64	15960.00	48.46	74.00	-25.54	V	Peak	Pass	Harmonic
16	802.11n HT20	100	5435.95	38.84	54.00	-15.16	V	AVERAGE	Pass	Band Edge
16	802.11n HT20	100	16500.00	48.17	68.30	-20.13	V	Peak	Pass	Harmonic
17	802.11n HT20	116	-	-	-	-	-	-	-	Band Edge
17	802.11n HT20	116	16740.00	46.91	68.30	-21.39	V	Peak	Pass	Harmonic
18	802.11n HT20	140	5744.07	50.18	68.30	-18.12	H	PEAK	Pass	Band Edge
18	802.11n HT20	140	17100.00	47.76	68.30	-20.54	V	Peak	Pass	Harmonic
19	802.11n HT40	38	5147.63	43.97	54.00	-10.03	H	AVERAGE	Pass	Band Edge
19	802.11n HT40	38	10380.00	46.84	68.30	-21.46	V	Peak	Pass	Harmonic
20	802.11n HT40	46	-	-	-	-	-	-	-	Band Edge
20	802.11n HT40	46	10460.00	46.99	68.30	-21.31	H	Peak	Pass	Harmonic
21	802.11n HT40	54	-	-	-	-	-	-	-	Band Edge
21	802.11n HT40	54	10540.00	46.21	68.30	-22.09	H	Peak	Pass	Harmonic

22	802.11n HT40	62	5355.15	41.45	54.00	-12.55	H	AVERAGE	Pass	Band Edge
22	802.11n HT40	62	15930.00	47.42	74.00	-26.58	H	Peak	Pass	Harmonic
23	802.11n HT40	102	5459.44	39.60	54.00	-14.40	V	AVERAGE	Pass	Band Edge
23	802.11n HT40	102	16530.00	47.26	68.30	-21.04	V	Peak	Pass	Harmonic
24	802.11n HT40	110	-	-	-	-	-	-	-	Band Edge
24	802.11n HT40	110	16650.00	47.36	68.30	-20.94	V	Peak	Pass	Harmonic
25	802.11n HT40	134	5350.32	38.58	54.00	-15.42	V	AVERAGE	Pass	Band Edge
25	802.11n HT40	134	17010.00	46.23	68.30	-22.07	H	Peak	Pass	Harmonic
26	802.11ac VHT80	42	5145.74	43.77	54.00	-10.23	H	AVERAGE	Pass	Band Edge
26	802.11ac VHT80	42	10420.00	47.15	68.30	-21.15	H	Peak	Pass	Harmonic
27	802.11ac VHT80	58	5350.01	42.09	54.00	-11.91	V	AVERAGE	Pass	Band Edge
27	802.11ac VHT80	58	10580.00	47.51	68.30	-20.79	H	Peak	Pass	Harmonic
28	802.11ac VHT80	106	5459.80	40.17	54.00	-13.83	V	AVERAGE	Pass	Band Edge
28	802.11ac VHT80	106	16590.00	46.95	68.30	-21.35	H	Peak	Pass	Harmonic
29	802.11ac VHT80	122	5423.58	38.68	54.00	-15.32	H	AVERAGE	Pass	Band Edge
29	802.11ac VHT80	122	16830.00	45.34	68.30	-22.96	H	Peak	Pass	Harmonic
30	802.11ac VHT160	50	5145.00	43.95	54.00	-10.05	H	AVERAGE	Pass	Band Edge
30	802.11ac VHT160	50	10500.00	46.98	68.30	-21.32	H	Peak	Pass	Harmonic
31	802.11ac VHT160	114	5433.16	42.56	54.00	-11.44	H	AVERAGE	Pass	Band Edge
31	802.11ac VHT160	114	16710.00	47.06	68.30	-21.24	H	Peak	Pass	Harmonic
32	802.11ax HE20	36	5049.86	40.07	54.00	-13.93	V	AVERAGE	Pass	Band Edge
32	802.11ax HE20	36	10360.00	46.66	68.30	-21.64	H	Peak	Pass	Harmonic
33	802.11ax HE20	44	-	-	-	-	-	-	-	Band Edge
33	802.11ax HE20	44	10440.00	47.07	68.30	-21.23	V	Peak	Pass	Harmonic
34	802.11ax HE20	48	-	-	-	-	-	-	-	Band Edge
34	802.11ax HE20	48	10480.00	46.88	68.30	-21.42	H	Peak	Pass	Harmonic
35	802.11ax HE20	52	-	-	-	-	-	-	-	Band Edge
35	802.11ax HE20	52	10520	47.2	68.3	-21.1	H	Peak	Pass	Harmonic
36	802.11ax HE20	60	-	-	-	-	-	-	-	Band Edge
36	802.11ax HE20	60	15900.00	48.26	74.00	-25.74	V	Peak	Pass	Harmonic
37	802.11ax HE20	64	5418.14	38.58	54.00	-15.42	H	AVERAGE	Pass	Band Edge
37	802.11ax HE20	64	15960.00	47.35	74.00	-26.65	V	Peak	Pass	Harmonic
38	802.11ax HE20	100	5411.05	38.66	54.00	-15.34	H	AVERAGE	Pass	Band Edge
38	802.11ax HE20	100	16500.00	46.66	68.30	-21.64	H	Peak	Pass	Harmonic
39	802.11ax HE20	116	-	-	-	-	-	-	-	Band Edge
39	802.11ax HE20	116	16740.00	46.01	68.30	-22.29	H	Peak	Pass	Harmonic
40	802.11ax HE20	140	5731.27	50.44	68.30	-17.86	V	PEAK	Pass	Band Edge
40	802.11ax HE20	140	17100.00	47.45	68.30	-20.85	H	Peak	Pass	Harmonic
41	802.11ax HE20	36	5043.02	39.89	54.00	-14.11	H	AVERAGE	Pass	Band Edge
41	802.11ax HE20	36	-	-	-	-	-	-	-	Harmonic
42	802.11ax HE20	48	5080.16	39.92	54.00	-14.08	V	AVERAGE	Pass	Band Edge
42	802.11ax HE20	48	-	-	-	-	-	-	-	Harmonic
43	802.11ax HE20	52	5056.42	40.14	54.00	-13.86	H	AVERAGE	Pass	Band Edge
43	802.11ax HE20	52	-	-	-	-	-	-	-	Harmonic
44	802.11ax HE20	64	5408.06	38.61	54.00	-15.39	H	AVERAGE	Pass	Band Edge
44	802.11ax HE20	64	-	-	-	-	-	-	-	Harmonic

45	802.11ax HE20	100	5431.60	38.74	54.00	-15.26	V	AVERAGE	Pass	Band Edge
45	802.11ax HE20	100	-	-	-	-	-	-	-	Harmonic
46	802.11ax HE20	140	5758.83	49.51	68.30	-18.79	V	PEAK	Pass	Band Edge
46	802.11ax HE20	140	-	-	-	-	-	-	-	Harmonic
47	802.11ax HE20	36	5046.62	40.06	54.00	-13.94	V	AVERAGE	Pass	Band Edge
47	802.11ax HE20	36	-	-	-	-	-	-	-	Harmonic
48	802.11ax HE20	48	5078.96	40.07	54.00	-13.93	V	AVERAGE	Pass	Band Edge
48	802.11ax HE20	48	-	-	-	-	-	-	-	Harmonic
49	802.11ax HE20	52	5058.24	39.94	54.00	-14.06	H	AVERAGE	Pass	Band Edge
49	802.11ax HE20	52	-	-	-	-	-	-	-	Harmonic
50	802.11ax HE20	64	5425.14	38.50	54.00	-15.50	V	AVERAGE	Pass	Band Edge
50	802.11ax HE20	64	-	-	-	-	-	-	-	Harmonic
51	802.11ax HE20	100	5418.55	38.62	54.00	-15.38	H	AVERAGE	Pass	Band Edge
51	802.11ax HE20	100	-	-	-	-	-	-	-	Harmonic
52	802.11ax HE20	140	5741.86	49.83	68.30	-18.47	V	PEAK	Pass	Band Edge
52	802.11ax HE20	140	-	-	-	-	-	-	-	Harmonic
53	802.11ax HE20	36	5048.24	40.09	54.00	-13.91	V	AVERAGE	Pass	Band Edge
53	802.11ax HE20	36	-	-	-	-	-	-	-	Harmonic
54	802.11ax HE20	48	5018.24	39.92	54.00	-14.08	H	AVERAGE	Pass	Band Edge
54	802.11ax HE20	48	-	-	-	-	-	-	-	Harmonic
55	802.11ax HE20	52	5051.48	40.00	54.00	-14.00	H	AVERAGE	Pass	Band Edge
55	802.11ax HE20	52	-	-	-	-	-	-	-	Harmonic
56	802.11ax HE20	64	5442.50	38.47	54.00	-15.53	H	AVERAGE	Pass	Band Edge
56	802.11ax HE20	64	-	-	-	-	-	-	-	Harmonic
57	802.11ax HE20	100	5414.95	38.57	54.00	-15.43	H	AVERAGE	Pass	Band Edge
57	802.11ax HE20	100	-	-	-	-	-	-	-	Harmonic
58	802.11ax HE20	140	5743.62	49.43	68.30	-18.87	H	PEAK	Pass	Band Edge
58	802.11ax HE20	140	-	-	-	-	-	-	-	Harmonic
59	802.11ax HE40	38	5147.63	41.39	54.00	-12.61	H	AVERAGE	Pass	Band Edge
59	802.11ax HE40	38	10380.00	48.00	68.30	-20.30	V	Peak	Pass	Harmonic
60	802.11ax HE40	46	-	-	-	-	-	-	-	Band Edge
60	802.11ax HE40	46	10460.00	47.28	68.30	-21.02	V	Peak	Pass	Harmonic
61	802.11ax HE40	54	-	-	-	-	-	-	-	Band Edge
61	802.11ax HE40	54	10540.00	46.87	68.30	-21.43	V	Peak	Pass	Harmonic
62	802.11ax HE40	62	5052.70	40.00	54.00	-14.00	H	AVERAGE	Pass	Band Edge
62	802.11ax HE40	62	15930.00	48.68	74.00	-25.32	H	Peak	Pass	Harmonic
63	802.11ax HE40	102	5404.56	38.57	54.00	-15.43	H	AVERAGE	Pass	Band Edge
63	802.11ax HE40	102	16530.00	46.87	68.30	-21.43	V	Peak	Pass	Harmonic
64	802.11ax HE40	110	-	-	-	-	-	-	-	Band Edge
64	802.11ax HE40	110	16650.00	46.96	68.30	-21.34	V	Peak	Pass	Harmonic
65	802.11ax HE40	134	5428.40	38.53	54.00	-15.47	V	AVERAGE	Pass	Band Edge
65	802.11ax HE40	134	17010.00	45.39	68.30	-22.91	H	Peak	Pass	Harmonic
66	802.11ax HE80	42	5148.89	42.62	54.00	-11.38	V	AVERAGE	Pass	Band Edge
66	802.11ax HE80	42	10420.00	46.38	68.30	-21.92	H	Peak	Pass	Harmonic
67	802.11ax HE80	58	5350.69	41.56	54.00	-12.44	V	AVERAGE	Pass	Band Edge
67	802.11ax HE80	58	10580.00	47.25	68.30	-21.05	V	Peak	Pass	Harmonic

68	802.11ax HE80	106	5455.48	40.61	54.00	-13.39	H	AVERAGE	Pass	Band Edge
68	802.11ax HE80	106	16590.00	46.62	68.30	-21.68	V	Peak	Pass	Harmonic
69	802.11ax HE80	122	5426.18	38.71	54.00	-15.29	H	AVERAGE	Pass	Band Edge
69	802.11ax HE80	122	16830.00	46.69	68.30	-21.61	H	Peak	Pass	Harmonic
70	802.11ax HE160	50	5141.75	42.82	54.00	-11.18	V	AVERAGE	Pass	Band Edge
70	802.11ax HE160	50	10500.00	47.54	68.30	-20.76	V	Peak	Pass	Harmonic
71	802.11ax HE160	114	5455.38	42.12	54.00	-11.88	H	AVERAGE	Pass	Band Edge
71	802.11ax HE160	114	16710.00	47.25	68.30	-21.05	V	Peak	Pass	Harmonic
72	802.11a	149	5630.74	48.62	68.30	-19.68	V	PEAK	Pass	Band Edge
72	802.11a	149	17235.00	47.99	68.30	-20.31	H	Peak	Pass	Harmonic
73	802.11a	157	-	-	-	-	-	-	-	Band Edge
73	802.11a	157	17355.00	47.72	68.30	-20.58	H	Peak	Pass	Harmonic
74	802.11a	165	5937.13	50.50	68.30	-17.80	H	PEAK	Pass	Band Edge
74	802.11a	165	17475.00	47.82	68.30	-20.48	H	Peak	Pass	Harmonic
75	802.11n HT20	149	5644.23	49.38	68.30	-18.92	H	PEAK	Pass	Band Edge
75	802.11n HT20	149	17235.00	48.00	68.30	-20.30	H	Peak	Pass	Harmonic
76	802.11n HT20	157	-	-	-	-	-	-	-	Band Edge
76	802.11n HT20	157	17355.00	47.59	68.30	-20.71	H	Peak	Pass	Harmonic
77	802.11n HT20	165	5932.25	51.32	68.30	-16.98	H	PEAK	Pass	Band Edge
77	802.11n HT20	165	17475.00	47.71	68.30	-20.59	H	Peak	Pass	Harmonic
78	802.11n HT40	151	5929.53	50.35	68.30	-17.95	V	PEAK	Pass	Band Edge
78	802.11n HT40	151	17265.00	47.34	68.30	-20.96	H	Peak	Pass	Harmonic
79	802.11n HT40	159	5928.92	50.30	68.30	-18.00	V	PEAK	Pass	Band Edge
79	802.11n HT40	159	17385.00	47.03	68.30	-21.27	V	Peak	Pass	Harmonic
80	802.11ac VHT80	155	5936.70	50.51	68.30	-17.79	H	PEAK	Pass	Band Edge
80	802.11ac VHT80	155	17325.00	48.99	68.30	-19.31	H	Peak	Pass	Harmonic
81	802.11ax HE20	149	5641.18	48.60	68.30	-19.70	H	PEAK	Pass	Band Edge
81	802.11ax HE20	149	17235.00	49.88	68.30	-18.42	V	Peak	Pass	Harmonic
82	802.11ax HE20	157	-	-	-	-	-	-	-	Band Edge
82	802.11ax HE20	157	17355.00	50.13	68.30	-18.17	H	Peak	Pass	Harmonic
83	802.11ax HE20	165	5940.13	50.06	68.30	-18.24	V	PEAK	Pass	Band Edge
83	802.11ax HE20	165	17475.00	49.50	68.30	-18.80	V	Peak	Pass	Harmonic
84	802.11ax HE40	151	5930.31	50.25	68.30	-18.05	H	PEAK	Pass	Band Edge
84	802.11ax HE40	151	17265.00	48.88	68.30	-19.42	V	Peak	Pass	Harmonic
85	802.11ax HE40	159	5924.89	50.24	68.28	-18.04	V	PEAK	Pass	Band Edge
85	802.11ax HE40	159	17385.00	49.44	68.30	-18.86	V	Peak	Pass	Harmonic
86	802.11ax HE80	155	5945.80	51.00	68.30	-17.30	H	PEAK	Pass	Band Edge
86	802.11ax HE80	155	17325.00	48.34	68.30	-19.96	H	Peak	Pass	Harmonic
87	802.11ax HE20	149	5630.60	48.85	68.30	-19.45	V	PEAK	Pass	Band Edge
87	802.11ax HE20	149	-	-	-	-	-	-	-	Harmonic
88	802.11ax HE20	165	5924.88	50.31	68.29	-17.98	V	PEAK	Pass	Band Edge
88	802.11ax HE20	165	-	-	-	-	-	-	-	Harmonic
89	802.11ax HE20	149	5622.77	48.71	68.30	-19.59	H	PEAK	Pass	Band Edge
89	802.11ax HE20	149	-	-	-	-	-	-	-	Harmonic
90	802.11ax HE20	165	5947.75	50.56	68.30	-17.74	V	PEAK	Pass	Band Edge
90	802.11ax HE20	165	-	-	-	-	-	-	-	Harmonic

91	802.11ax HE20	149	5627.26	48.48	68.30	-19.82	H	PEAK	Pass	Band Edge
91	802.11ax HE20	149	-	-	-	-	-	-	-	Harmonic
92	802.11ax HE20	165	5943.38	50.29	68.30	-18.01	V	PEAK	Pass	Band Edge
92	802.11ax HE20	165	-	-	-	-	-	-	-	Harmonic
93	802.11a	144	-	-	-	-	-	-	-	Band Edge
93	802.11a	144	17160.00	48.97	68.30	-19.33	H	Peak	Pass	Harmonic
94	802.11n HT20	144	-	-	-	-	-	-	-	Band Edge
94	802.11n HT20	144	17160.00	49.11	68.30	-19.19	H	Peak	Pass	Harmonic
95	802.11n HT40	142	-	-	-	-	-	-	-	Band Edge
95	802.11n HT40	142	17130.00	47.41	68.30	-20.89	H	Peak	Pass	Harmonic
96	802.11ax HE20	144	-	-	-	-	-	-	-	Band Edge
96	802.11ax HE20	144	17160.00	47.68	68.30	-20.62	V	Peak	Pass	Harmonic
97	802.11ax HE40	142	-	-	-	-	-	-	-	Band Edge
97	802.11ax HE40	142	17130.00	48.56	68.30	-19.74	H	Peak	Pass	Harmonic
98	802.11ax HE80	138	-	-	-	-	-	-	-	Band Edge
98	802.11ax HE80	138	17070.00	46.85	68.30	-21.45	H	Peak	Pass	Harmonic
101	802.11n HT40	38	34.85	29.27	-10.73	40	H	PEAK	Pass	LF
102	802.11n HT20	165	34.85	29.69	-10.31	40	V	PEAK	Pass	LF

Mode	1	
	Band Edge	
	U-NII-1_5.15-5.25_802.11a_CH36_5180MHz	
ANT	CDD 0+1	
Pol.	Horizontal	Fundamental
Peak	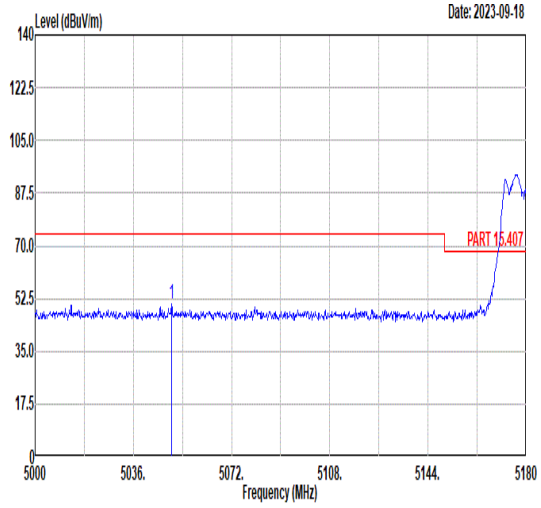 Freq Level Limit Line Margin Read Level Ant Factor Cable Loss Preamp Factor APos TPos Remark MHz dBuV/m dBuV/m dB dBuV dB/m dB dB cm deg 1 5050.04 50.47 74.00 -23.53 40.96 34.34 7.85 32.68 300 325 PEAK	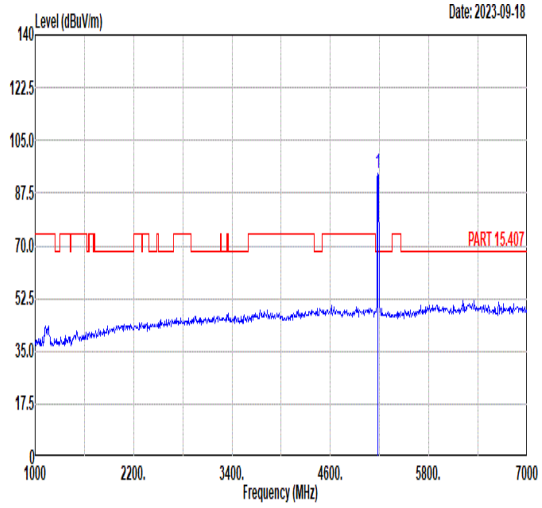 Freq Level Limit Line Margin Read Level Ant Factor Cable Loss Preamp Factor APos TPos Remark MHz dBuV/m dBuV/m dB dBuV dB/m dB dB cm deg 1 5180.00 93.81 ------ ------ 84.32 34.44 7.94 32.89 300 325 PEAK
Avg	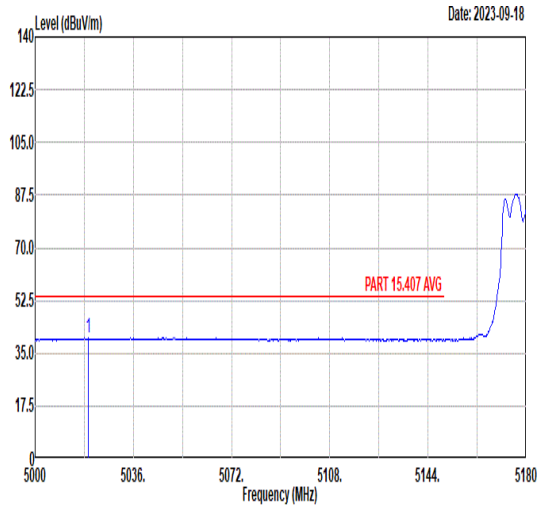 Freq Level Limit Line Margin Read Level Ant Factor Cable Loss Preamp Factor APos TPos Remark MHz dBuV/m dBuV/m dB dBuV dB/m dB dB cm deg 1 5019.62 40.06 54.00 -13.94 30.55 34.32 7.83 32.64 300 325 AVERAGE	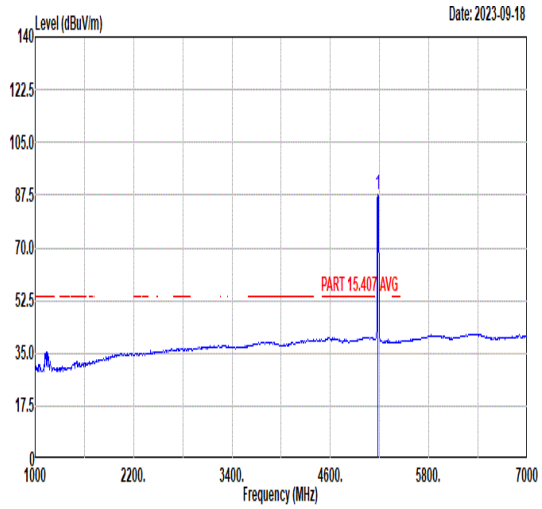 Freq Level Limit Line Margin Read Level Ant Factor Cable Loss Preamp Factor APos TPos Remark MHz dBuV/m dBuV/m dB dBuV dB/m dB dB cm deg 1 5180.00 87.49 ------ ------ 78.00 34.44 7.94 32.89 300 325 AVERAGE

Mode	1	
	Band Edge	
	U-NII-1_5.15-5.25_802.11a_CH36_5180MHz	
ANT	CDD 0+1	
Pol.	Vertical	Fundamental
Peak	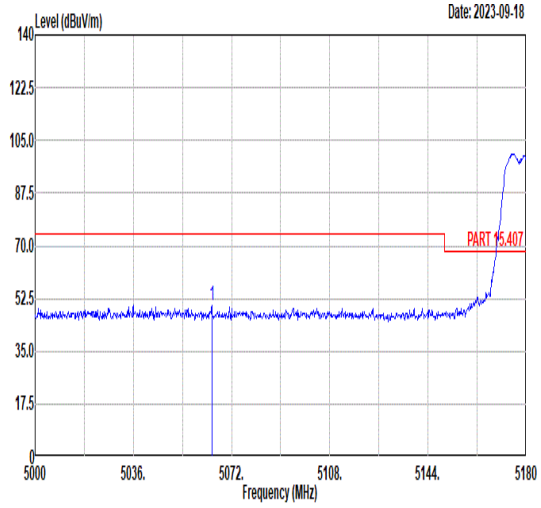 Freq Level Limit Line Margin Read Level Ant Factor Cable Loss Preamp Factor APos TPos Remark MHz dBuV/m dBuV/m dB dBuV dB/m dB dB cm deg 1 5064.80 50.05 74.00 -23.95 40.55 34.35 7.86 32.71 100 356 PEAK	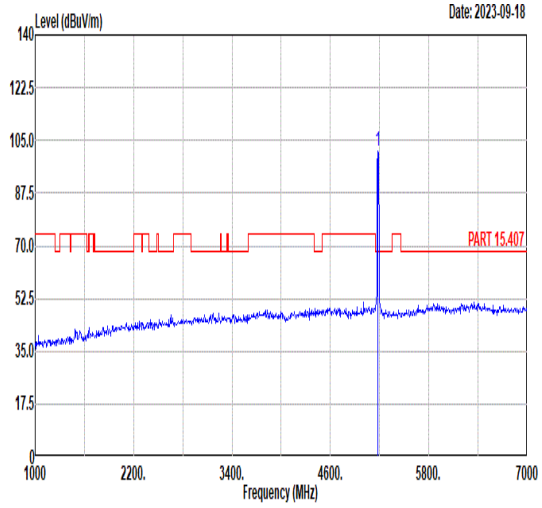 Freq Level Limit Line Margin Read Level Ant Factor Cable Loss Preamp Factor APos TPos Remark MHz dBuV/m dBuV/m dB dBuV dB/m dB dB cm deg 1 5180.00 101.26 ------ ------ 91.77 34.45 7.94 32.90 100 356 PEAK
Avg	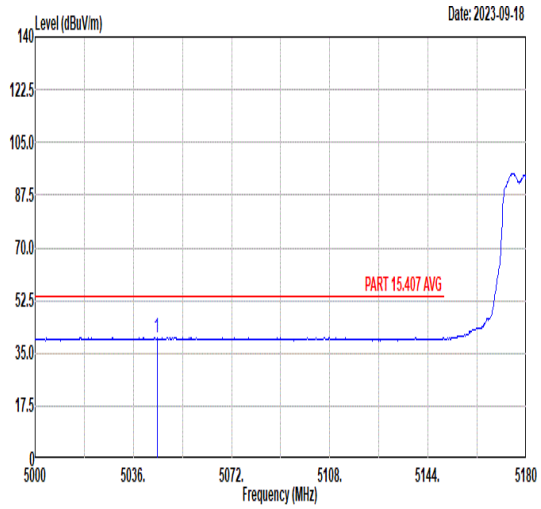 Freq Level Limit Line Margin Read Level Ant Factor Cable Loss Preamp Factor APos TPos Remark MHz dBuV/m dBuV/m dB dBuV dB/m dB dB cm deg 1 5044.64 40.19 54.00 -13.81 30.68 34.34 7.85 32.68 100 356 AVERAGE	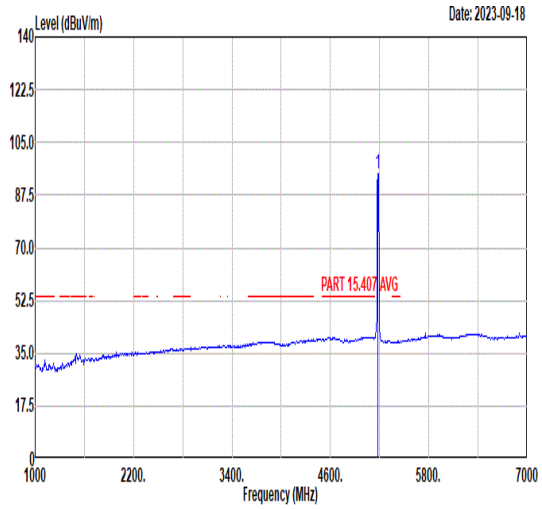 Freq Level Limit Line Margin Read Level Ant Factor Cable Loss Preamp Factor APos TPos Remark MHz dBuV/m dBuV/m dB dBuV dB/m dB dB cm deg 1 5180.00 94.63 ------ ------ 85.14 34.45 7.94 32.90 100 356 AVERAGE

Mode	1	
	Harmonic	
	U-NII-1_5.15-5.25_802.11a_CH36_5180MHz	
ANT	CDD 0+1	
Pol.	Horizontal	Vertical
Peak Avg	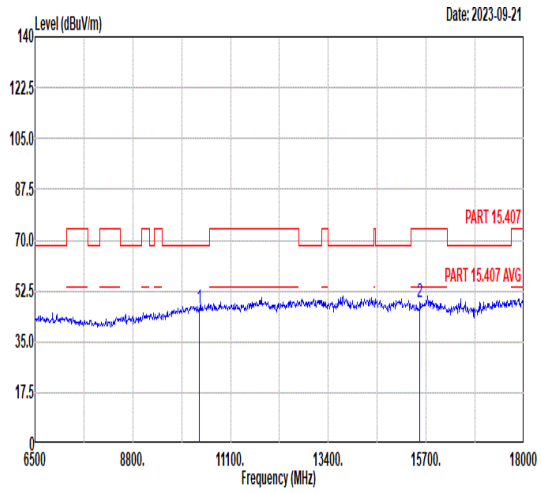 Freq Level Limit Line Margin Read Level Ant Factor Cable Loss Preamp Factor APos TPos Remark MHz dBuV/m dBuV/m dB dBuV dB/m dB dB cm deg 1 10360.00 46.71 68.30 -21.59 57.36 37.62 10.73 59.00 -- -- Peak 2 15540.00 48.73 74.00 -25.27 54.39 40.56 12.72 58.94 -- -- Peak	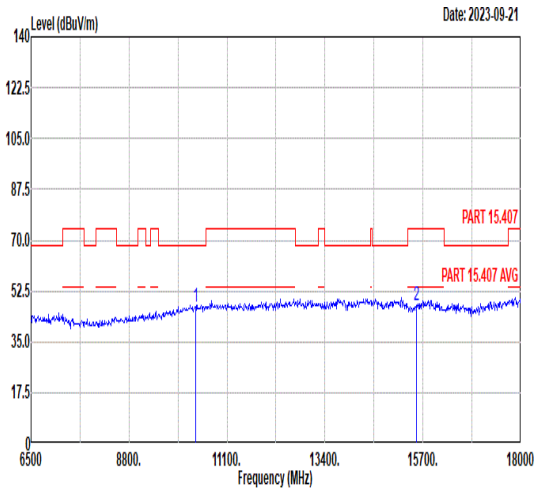 Freq Level Limit Line Margin Read Level Ant Factor Cable Loss Preamp Factor APos TPos Remark MHz dBuV/m dBuV/m dB dBuV dB/m dB dB cm deg 1 10360.00 47.03 68.30 -21.27 57.68 37.62 10.73 59.00 -- -- Peak 2 15540.00 47.36 74.00 -26.64 53.02 40.56 12.72 58.94 -- -- Peak

Mode	2	
	Harmonic	
	U-NII-1_5.15-5.25_802.11a_CH44_5220MHz	
ANT	CDD 0+1	
Pol.	Horizontal	Vertical
Peak Avg	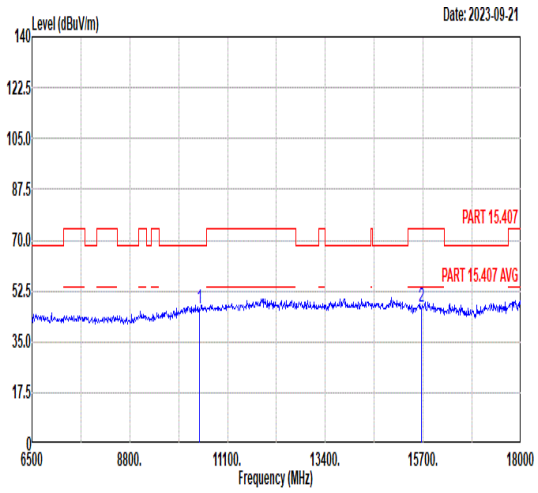 Freq Level Limit Line Margin Read Level Ant Factor Cable Loss Preamp Factor APos TPos Remark MHz dBuV/m dBuV/m dB dBuV dB/m dB dB cm deg 1 10440.00 46.67 68.30 -21.63 57.13 37.66 10.79 58.91 -- -- Peak 2 15660.00 46.78 74.00 -27.22 52.52 40.60 12.72 59.06 -- -- Peak	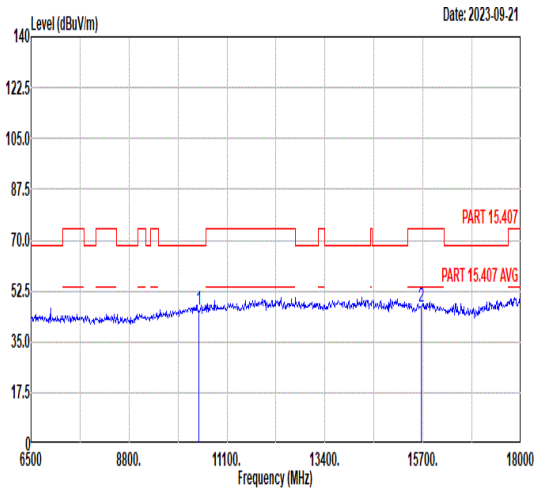 Freq Level Limit Line Margin Read Level Ant Factor Cable Loss Preamp Factor APos TPos Remark MHz dBuV/m dBuV/m dB dBuV dB/m dB dB cm deg 1 10440.00 45.92 68.30 -22.38 56.38 37.66 10.79 58.91 -- -- Peak 2 15660.00 47.14 74.00 -26.86 52.88 40.60 12.72 59.06 -- -- Peak

Mode	3	
	Harmonic	
	U-NII-1_5.15-5.25_802.11a_CH48_5240MHz	
ANT	CDD 0+1	
Pol.	Horizontal	Vertical
Peak Avg	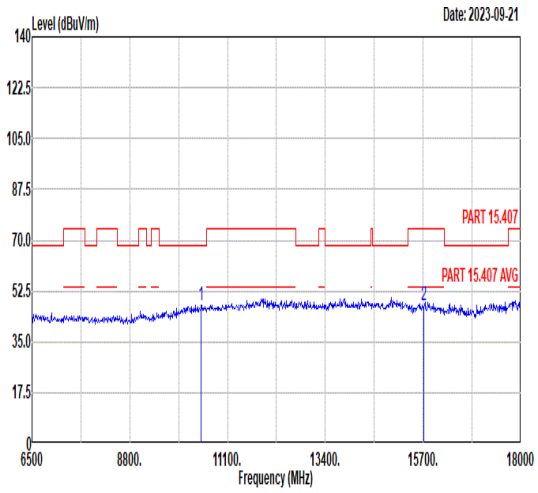 Freq Level Limit Line Margin Read Level Ant Factor Cable Loss Preamp Factor APos TPos Remark MHz dBuV/m dBuV/m dB dBuV dB/m dB dB cm deg 1 10480.00 47.39 68.30 -20.91 57.75 37.69 10.82 58.87 -- -- Peak 2 15720.00 47.67 74.00 -26.33 53.46 40.62 12.71 59.12 -- -- Peak	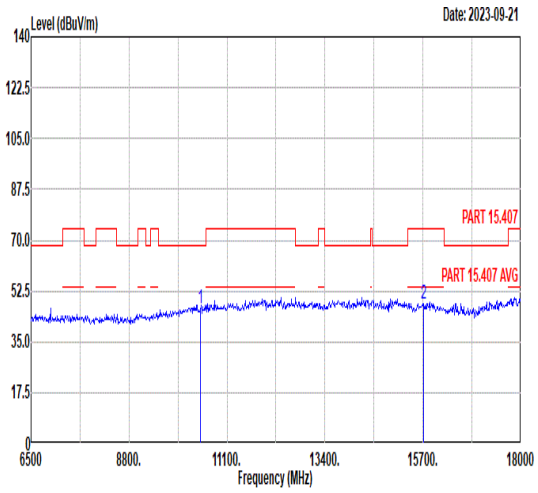 Freq Level Limit Line Margin Read Level Ant Factor Cable Loss Preamp Factor APos TPos Remark MHz dBuV/m dBuV/m dB dBuV dB/m dB dB cm deg 1 10480.00 46.59 68.30 -21.71 56.95 37.69 10.82 58.87 -- -- Peak 2 15720.00 47.89 74.00 -26.11 53.68 40.62 12.71 59.12 -- -- Peak

Mode	4	
	Harmonic	
	U-NII-2A_5.25-5.35_802.11a_CH52_5280MHz	
ANT	CDD 0+1	
Pol.	Horizontal	Vertical
Peak Avg	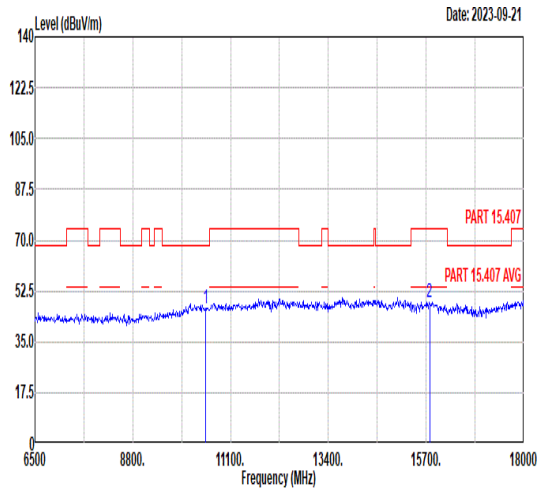 Freq Level Limit Line Margin Read Level Ant Factor Cable Loss Preamp Factor APos TPos Remark MHz dBuV/m dBuV/m dB dBuV dB/m dB dB cm deg 1 10520.00 46.67 68.30 -21.63 56.93 37.71 10.85 58.82 -- -- Peak 2 15780.00 48.80 74.00 -25.20 54.64 40.63 12.71 59.18 -- -- Peak	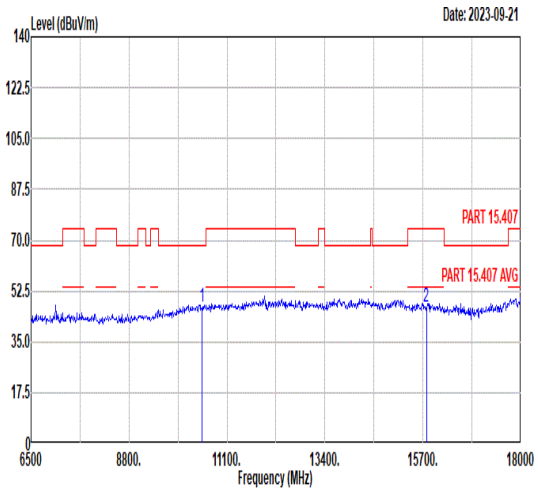 Freq Level Limit Line Margin Read Level Ant Factor Cable Loss Preamp Factor APos TPos Remark MHz dBuV/m dBuV/m dB dBuV dB/m dB dB cm deg 1 10520.00 47.06 68.30 -21.24 57.32 37.71 10.85 58.82 -- -- Peak 2 15780.00 47.24 74.00 -26.76 53.08 40.63 12.71 59.18 -- -- Peak

Mode	5	
	Harmonic	
	U-NII-2A_5.25-5.35_802.11a_CH60_5300MHz	
ANT	CDD 0+1	
Pol.	Horizontal	Vertical
Peak Avg	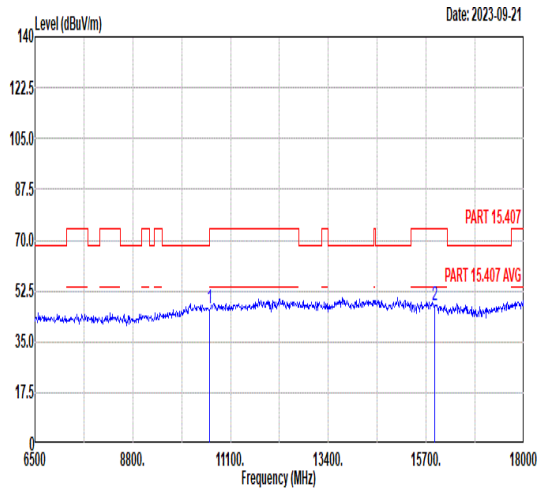 Freq Level Limit Line Margin Read Level Ant Factor Cable Loss Preamp Factor APos TPos Remark MHz dBuV/m dBuV/m dB dBuV dB/m dB dB cm deg 1 10600.00 46.51 74.00 -27.49 56.55 37.78 10.91 58.73 -- -- Peak 2 15900.00 47.77 74.00 -26.23 53.69 40.67 12.71 59.30 -- -- Peak	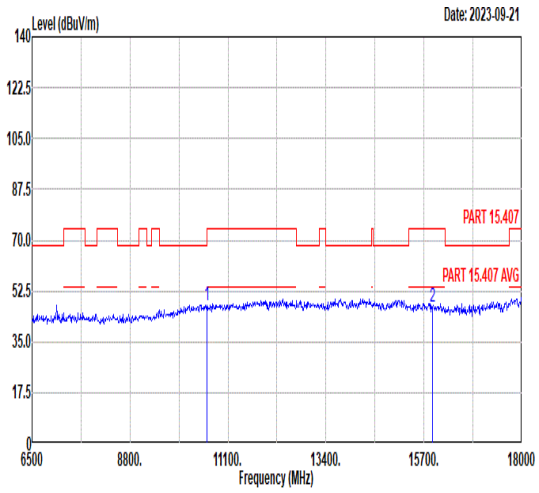 Freq Level Limit Line Margin Read Level Ant Factor Cable Loss Preamp Factor APos TPos Remark MHz dBuV/m dBuV/m dB dBuV dB/m dB dB cm deg 1 10600.00 47.44 74.00 -26.56 57.48 37.78 10.91 58.73 -- -- Peak 2 15900.00 47.23 74.00 -26.77 53.15 40.67 12.71 59.30 -- -- Peak

Mode	6	
	Band Edge	
	U-NII-2A_5.25-5.35_802.11a_CH64_5320MHz	
ANT	CDD 0+1	
Pol.	Horizontal	Fundamental
Peak	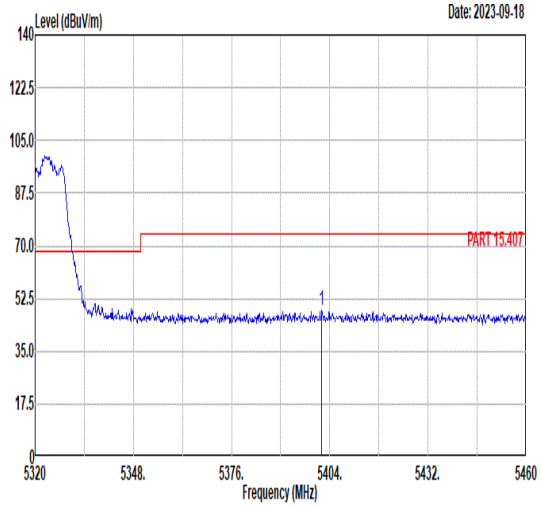 Freq Level Limit Line Margin Read Level Ant Factor Cable Loss Preamp Factor APos TPos Remark MHz dBuV/m dBuV/m dB dBuV dB/m dB dB cm deg 1 5401.76 48.72 74.00 -25.28 38.88 34.62 8.47 33.25 220 234 PEAK	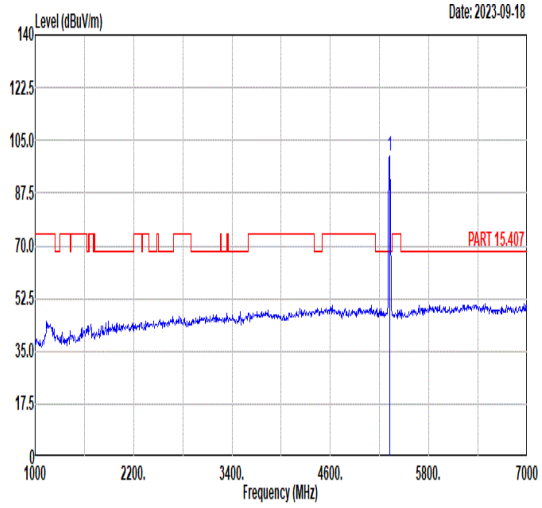 Freq Level Limit Line Margin Read Level Ant Factor Cable Loss Preamp Factor APos TPos Remark MHz dBuV/m dBuV/m dB dBuV dB/m dB dB cm deg 1 5320.00 99.78 ------ ------ 90.10 34.55 8.25 33.12 220 234 PEAK
Avg	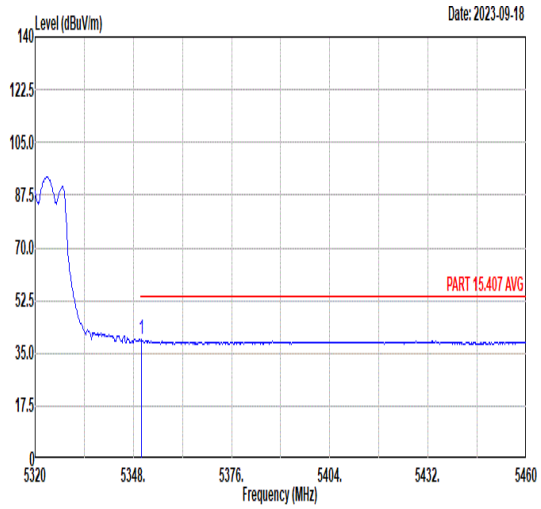 Freq Level Limit Line Margin Read Level Ant Factor Cable Loss Preamp Factor APos TPos Remark MHz dBuV/m dBuV/m dB dBuV dB/m dB dB cm deg 1 5350.38 39.37 54.00 -14.63 29.63 34.58 8.33 33.17 220 234 AVERAGE	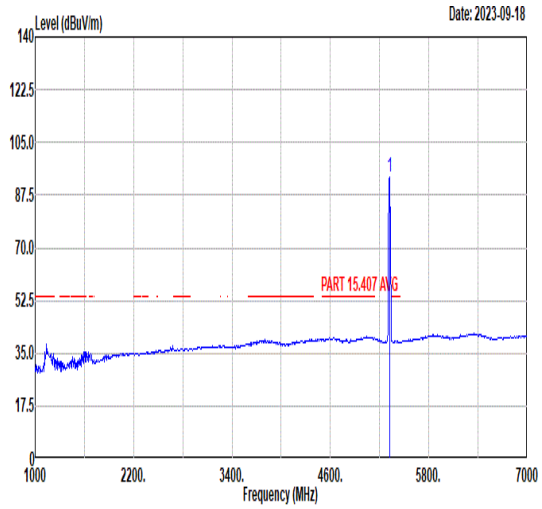 Freq Level Limit Line Margin Read Level Ant Factor Cable Loss Preamp Factor APos TPos Remark MHz dBuV/m dBuV/m dB dBuV dB/m dB dB cm deg 1 5320.00 93.55 ------ ------ 83.87 34.55 8.25 33.12 220 234 AVERAGE

Mode	6	
	Band Edge	
	U-NII-2A_5.25-5.35_802.11a_CH64_5320MHz	
ANT	CDD 0+1	
Pol.	Vertical	Fundamental
Peak	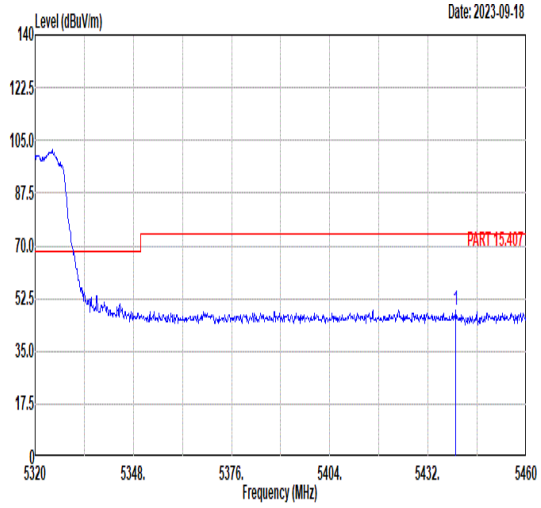 Freq Level Limit Line Margin Read Level Ant Factor Cable Loss Preamp Factor APos TPos Remark MHz dBuV/m dBuV/m dB dBuV dB/m dB dB cm deg 1 5439.98 48.76 74.00 -25.24 38.99 34.65 8.44 33.32 100 356 PEAK	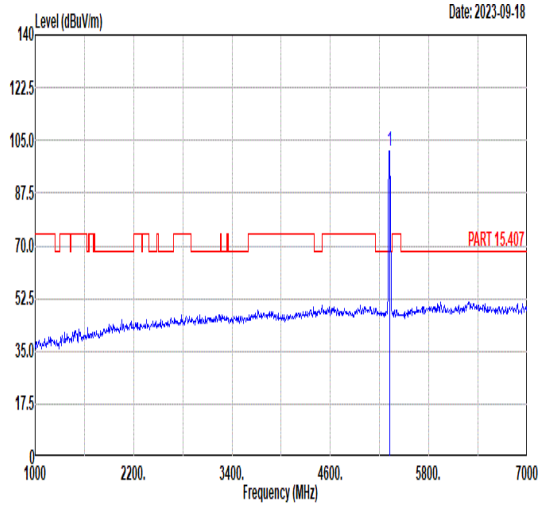 Freq Level Limit Line Margin Read Level Ant Factor Cable Loss Preamp Factor APos TPos Remark MHz dBuV/m dBuV/m dB dBuV dB/m dB dB cm deg 1 5320.00 101.56 ------ ------ 91.89 34.55 8.23 33.11 100 356 PEAK
Avg	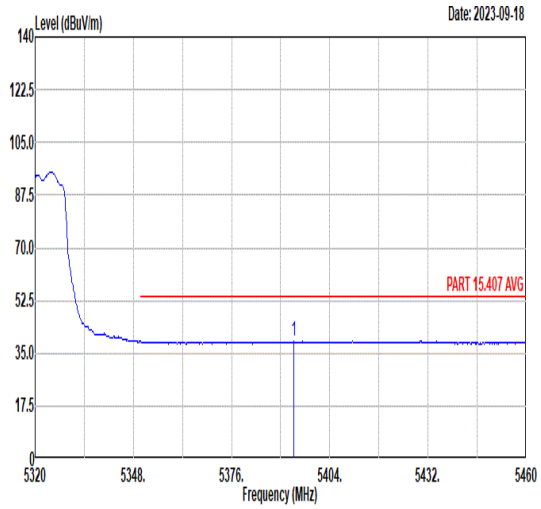 Freq Level Limit Line Margin Read Level Ant Factor Cable Loss Preamp Factor APos TPos Remark MHz dBuV/m dBuV/m dB dBuV dB/m dB dB cm deg 1 5393.64 38.99 54.00 -15.01 29.18 34.61 8.44 33.24 100 356 AVERAGE	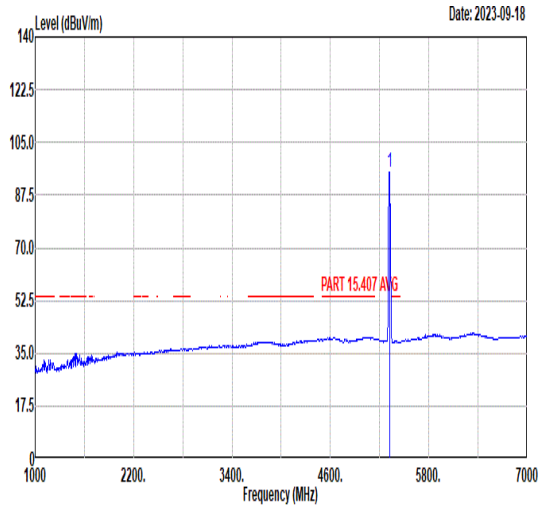 Freq Level Limit Line Margin Read Level Ant Factor Cable Loss Preamp Factor APos TPos Remark MHz dBuV/m dBuV/m dB dBuV dB/m dB dB cm deg 1 5320.00 95.05 ------ ------ 85.38 34.55 8.23 33.11 100 356 AVERAGE

Mode	6	
	Harmonic	
	U-NII-2A_5.25-5.35_802.11a_CH64_5320MHz	
ANT	CDD 0+1	
Pol.	Horizontal	Vertical
Peak Avg	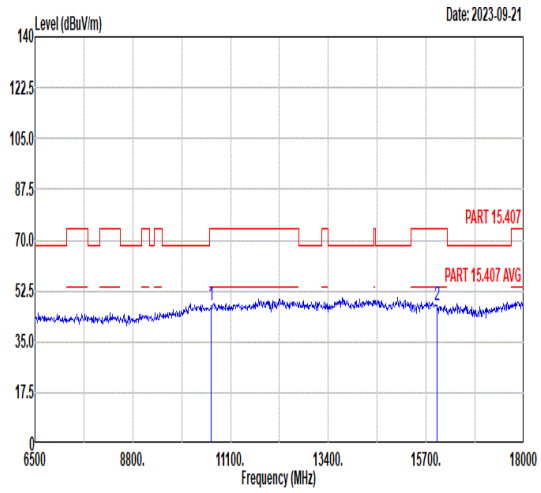 Freq Level Limit Line Margin Read Level Ant Factor Cable Loss Preamp Factor APos TPos Remark MHz dBuV/m dBuV/m dB dBuV dB/m dB dB cm deg 1 10640.00 47.29 74.00 -26.71 57.23 37.81 10.94 58.69 -- -- Peak 2 15960.00 47.36 74.00 -26.64 53.34 40.69 12.70 59.37 -- -- Peak	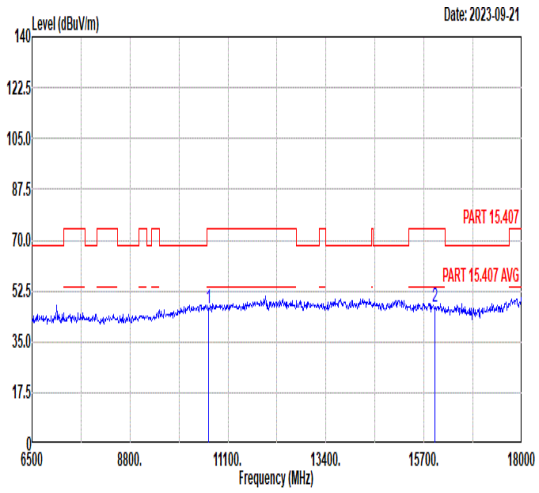 Freq Level Limit Line Margin Read Level Ant Factor Cable Loss Preamp Factor APos TPos Remark MHz dBuV/m dBuV/m dB dBuV dB/m dB dB cm deg 1 10640.00 46.46 74.00 -27.54 56.40 37.81 10.94 58.69 -- -- Peak 2 15960.00 47.13 74.00 -26.87 53.11 40.69 12.70 59.37 -- -- Peak

Mode	7	
	Band Edge	
	U-NII-2C_5.47-5.725_802.11a_CH100_5500MHz	
ANT	CDD 0+1	
Pol.	Horizontal	Fundamental
Peak	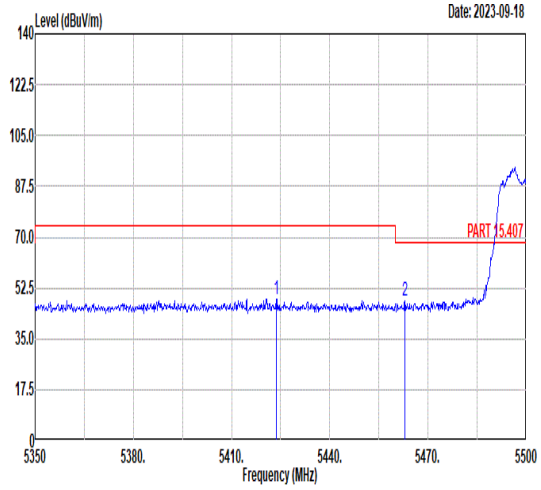 Freq Level Limit Line Margin Read Level Ant Factor Cable Loss Preamp Factor APos TPos Remark MHz dBuV/m dBuV/m dB dBuV dB/m dB dB cm deg 1 5423.65 48.80 74.00 -25.20 38.99 34.64 8.46 33.29 355 360 PEAK 2 5462.95 48.03 68.30 -20.27 38.30 34.67 8.41 33.35 355 360 PEAK	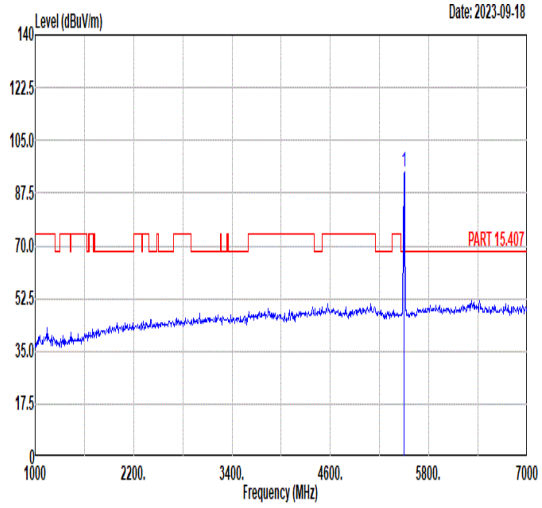 Freq Level Limit Line Margin Read Level Ant Factor Cable Loss Preamp Factor APos TPos Remark MHz dBuV/m dBuV/m dB dBuV dB/m dB dB cm deg 1 5500.00 94.55 ------ ------ 84.90 34.70 8.35 33.40 355 360 PEAK
Avg	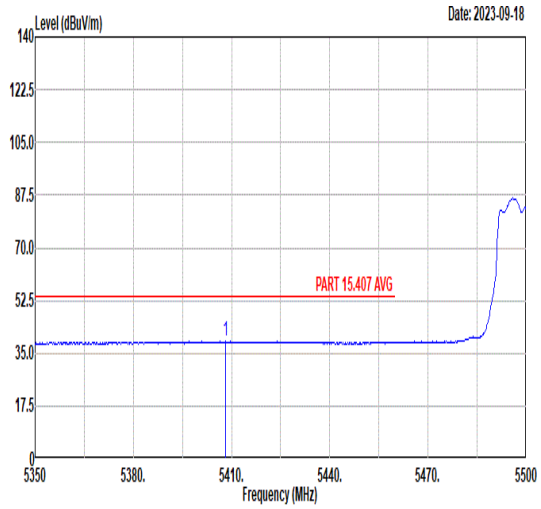 Freq Level Limit Line Margin Read Level Ant Factor Cable Loss Preamp Factor APos TPos Remark MHz dBuV/m dBuV/m dB dBuV dB/m dB dB cm deg 1 5408.05 38.86 54.00 -15.14 29.02 34.62 8.48 33.26 355 360 AVERAGE	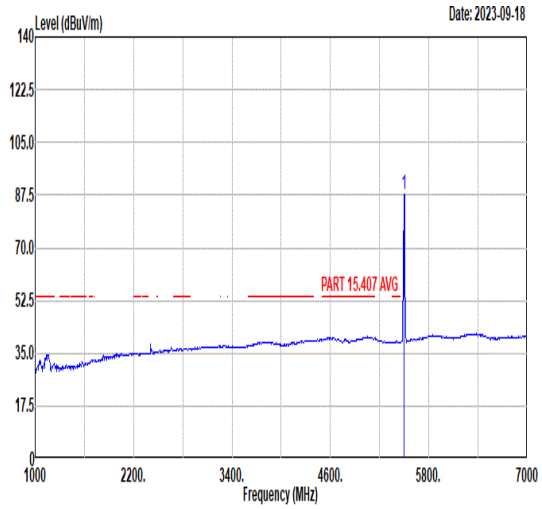 Freq Level Limit Line Margin Read Level Ant Factor Cable Loss Preamp Factor APos TPos Remark MHz dBuV/m dBuV/m dB dBuV dB/m dB dB cm deg 1 5500.00 87.75 ------ ------ 78.10 34.70 8.35 33.40 355 360 AVERAGE

Mode	7	
	Band Edge	
	U-NII-2C_5.47-5.725_802.11a_CH100_5500MHz	
ANT	CDD 0+1	
Pol.	Vertical	Fundamental
Peak	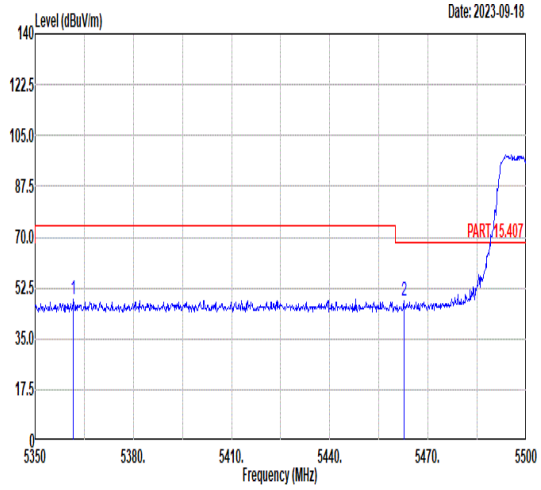 Freq Level Limit Line Margin Read Level Ant Factor Cable Loss Preamp Factor APos TPos Remark MHz dBuV/m dBuV/m dB dBuV dB/m dB dB cm deg 1 5361.70 48.75 74.00 -25.25 38.99 34.59 8.36 33.19 300 13 PEAK 2 5462.65 48.08 68.30 -20.22 38.35 34.67 8.41 33.35 300 13 PEAK	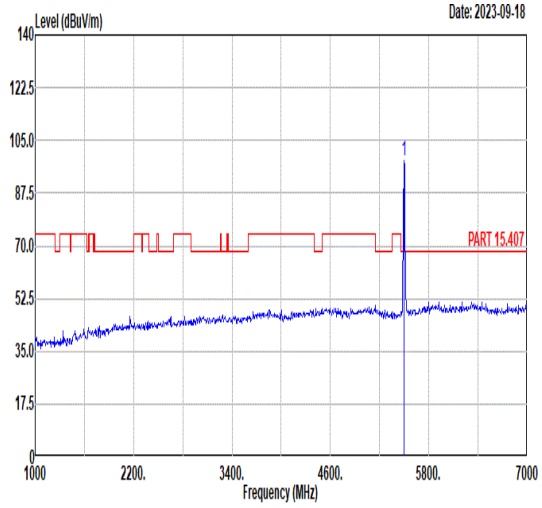 Freq Level Limit Line Margin Read Level Ant Factor Cable Loss Preamp Factor APos TPos Remark MHz dBuV/m dBuV/m dB dBuV dB/m dB dB cm deg 1 5500.00 98.11 ------ ------ 88.46 34.69 8.36 33.40 300 13 PEAK
Avg	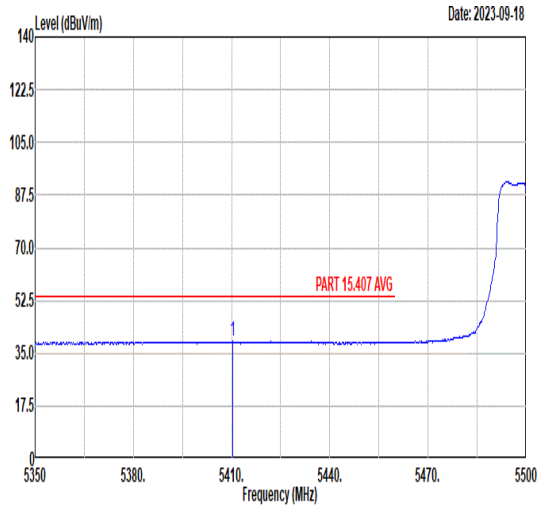 Freq Level Limit Line Margin Read Level Ant Factor Cable Loss Preamp Factor APos TPos Remark MHz dBuV/m dBuV/m dB dBuV dB/m dB dB cm deg 1 5410.30 38.88 54.00 -15.12 29.04 34.63 8.48 33.27 300 13 AVERAGE	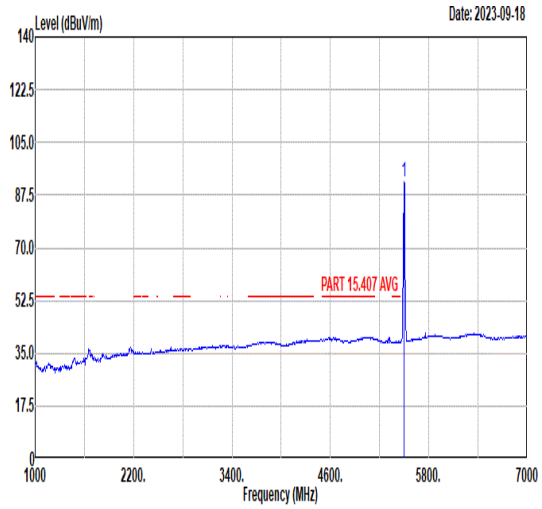 Freq Level Limit Line Margin Read Level Ant Factor Cable Loss Preamp Factor APos TPos Remark MHz dBuV/m dBuV/m dB dBuV dB/m dB dB cm deg 1 5500.00 91.88 ------ ------ 82.23 34.69 8.36 33.40 300 13 AVERAGE

Mode	7	
	Harmonic	
	U-NII-2C_5.47-5.725_802.11a_CH100_5500MHz	
ANT	CDD 0+1	
Pol.	Horizontal	Vertical
Peak Avg	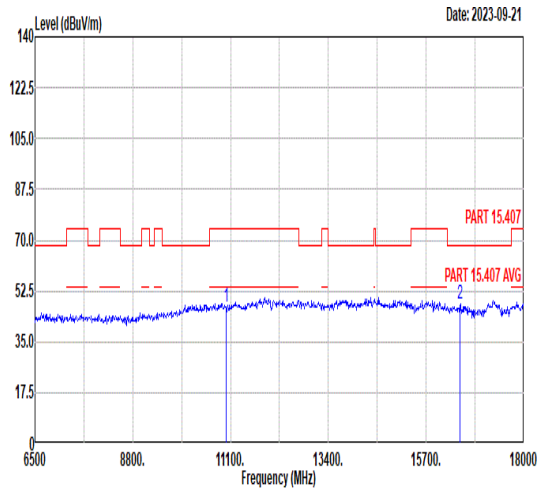 Freq Level Limit Line Margin Read Level Ant Factor Cable Loss Preamp Factor APos TPos Remark MHz dBuV/m dBuV/m dB dBuV dB/m dB dB cm deg 1 11000.00 47.22 74.00 -26.78 56.21 38.10 11.21 58.30 -- -- Peak 2 16500.00 48.19 68.30 -20.11 53.18 40.95 12.91 58.85 -- -- Peak	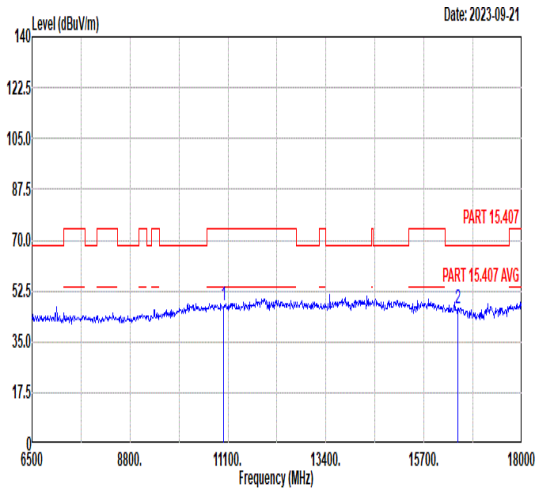 Freq Level Limit Line Margin Read Level Ant Factor Cable Loss Preamp Factor APos TPos Remark MHz dBuV/m dBuV/m dB dBuV dB/m dB dB cm deg 1 11000.00 47.81 74.00 -26.19 56.80 38.10 11.21 58.30 -- -- Peak 2 16500.00 46.72 68.30 -21.58 51.71 40.95 12.91 58.85 -- -- Peak

Mode	8	
	Harmonic	
	U-NII-2C_5.47-5.725_802.11a_CH116_5580MHz	
ANT	CDD 0+1	
Pol.	Horizontal	Vertical
Peak Avg	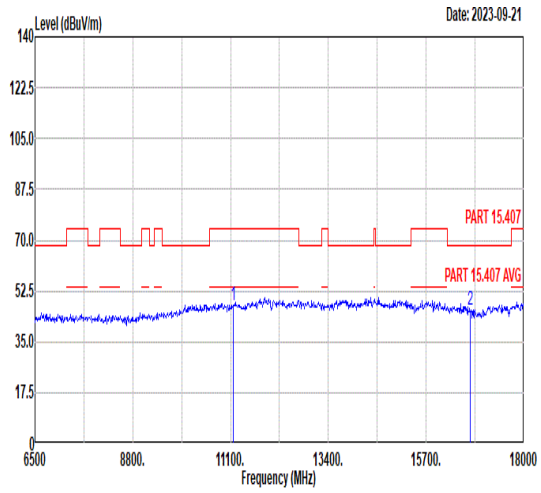 Freq Level Limit Line Margin Read Level Ant Factor Cable Loss Preamp Factor APos TPos Remark MHz dBuV/m dBuV/m dB dBuV dB/m dB dB cm deg 1 11160.00 47.37 74.00 -26.63 55.94 38.26 11.29 58.12 -- -- Peak 2 16740.00 46.00 68.30 -22.30 50.50 41.07 13.01 58.58 -- -- Peak	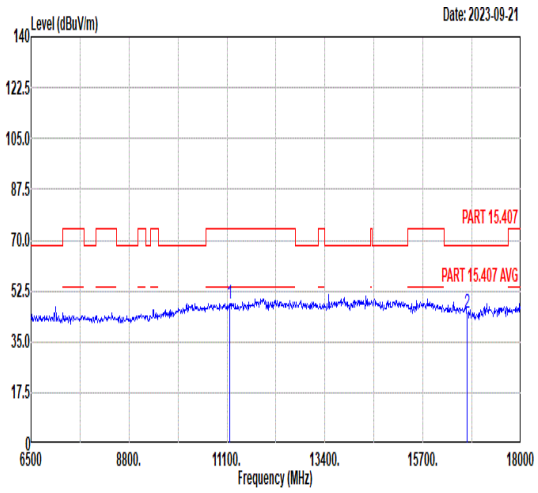 Freq Level Limit Line Margin Read Level Ant Factor Cable Loss Preamp Factor APos TPos Remark MHz dBuV/m dBuV/m dB dBuV dB/m dB dB cm deg 1 11160.00 47.84 74.00 -26.16 56.41 38.26 11.29 58.12 -- -- Peak 2 16740.00 45.11 68.30 -23.19 49.61 41.07 13.01 58.58 -- -- Peak

Mode	9	
	Band Edge	
	U-NII-2C_5.47-5.725_802.11a_CH140_5700MHz	
ANT	CDD 0+1	
Pol.	Horizontal	Fundamental
Peak	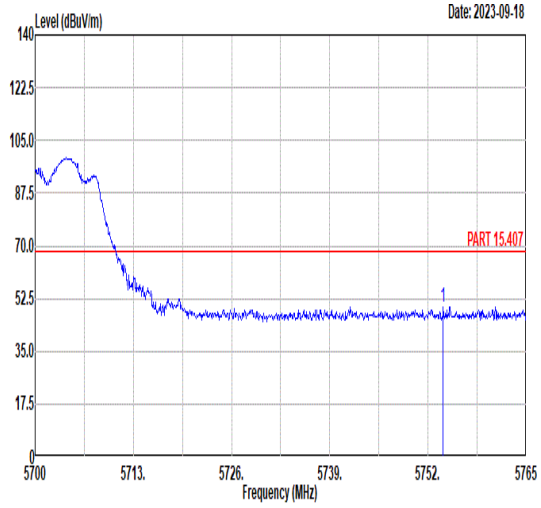 Freq Level Limit Line Margin Read Level Ant Factor Cable Loss Preamp Factor APos TPos Remark MHz dBuV/m dBuV/m dB dBuV dB/m dB dB cm deg 1 5754.02 49.65 68.30 -18.65 39.12 35.10 8.78 33.35 100 162 PEAK	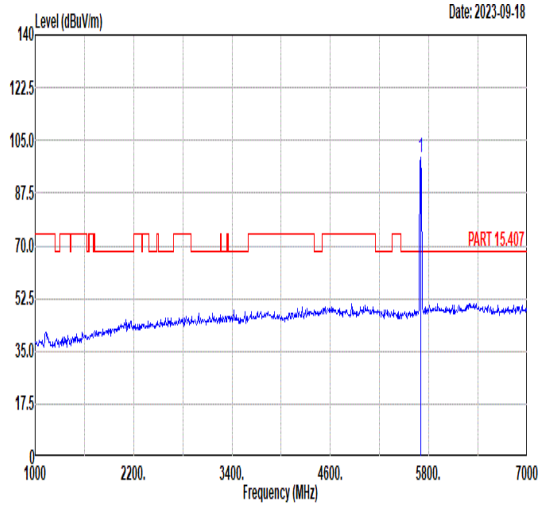 Freq Level Limit Line Margin Read Level Ant Factor Cable Loss Preamp Factor APos TPos Remark MHz dBuV/m dBuV/m dB dBuV dB/m dB dB cm deg 1 5700.00 99.54 ------ ------ 89.28 35.02 8.60 33.36 100 162 PEAK
Avg	Blank	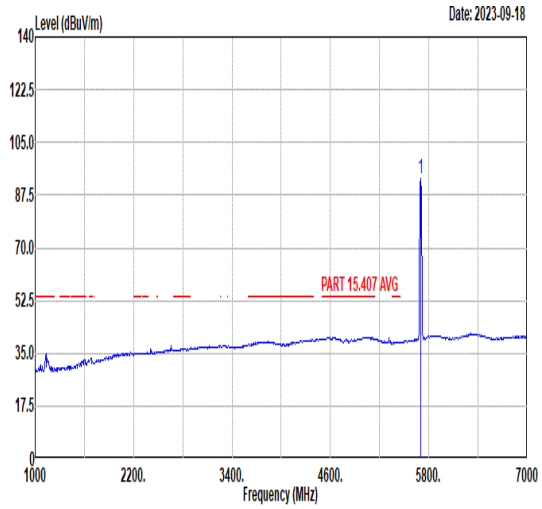 Freq Level Limit Line Margin Read Level Ant Factor Cable Loss Preamp Factor APos TPos Remark MHz dBuV/m dBuV/m dB dBuV dB/m dB dB cm deg 1 5700.00 93.17 ------ ------ 82.91 35.02 8.60 33.36 100 162 AVERAGE

Mode	9	
	Band Edge	
	U-NII-2C_5.47-5.725_802.11a_CH140_5700MHz	
ANT	CDD 0+1	
Pol.	Vertical	Fundamental
Peak	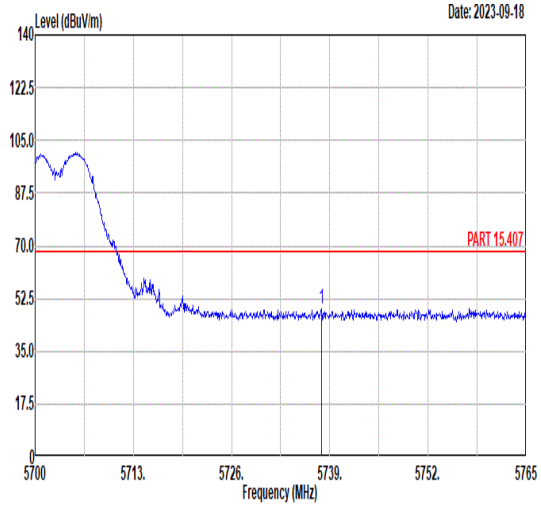 Freq Level Limit Line Margin Read Level Ant Factor Cable Loss Preamp Factor APos TPos Remark MHz dBuV/m dBuV/m dB dBuV dB/m dB dB cm deg 1 5737.96 49.11 68.30 -19.19 38.66 35.08 8.72 33.35 100 98 PEAK	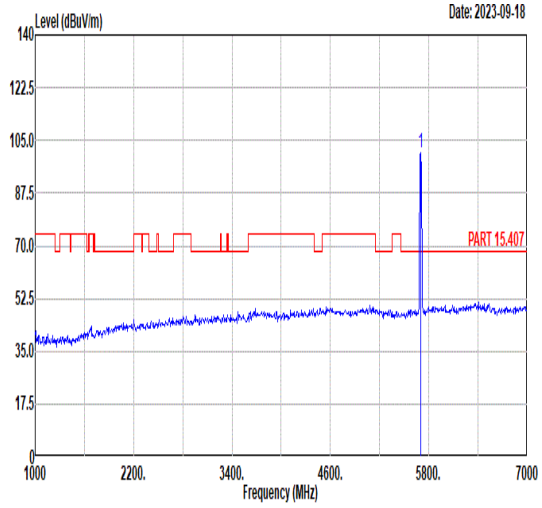 Freq Level Limit Line Margin Read Level Ant Factor Cable Loss Preamp Factor APos TPos Remark MHz dBuV/m dBuV/m dB dBuV dB/m dB dB cm deg 1 5700.00 100.85 ------ ------ 90.63 35.01 8.57 33.36 100 98 PEAK
Avg	Blank	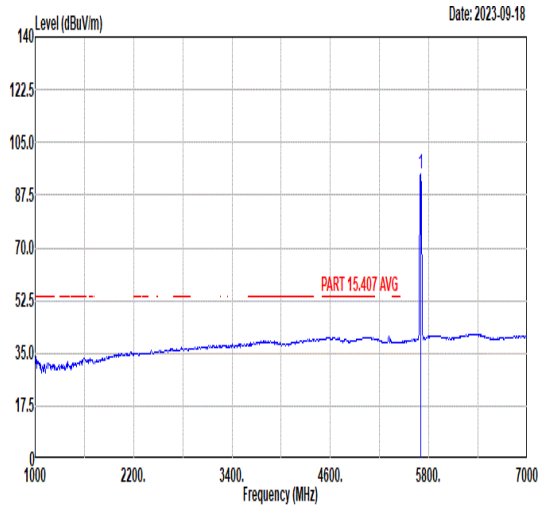 Freq Level Limit Line Margin Read Level Ant Factor Cable Loss Preamp Factor APos TPos Remark MHz dBuV/m dBuV/m dB dBuV dB/m dB dB cm deg 1 5700.00 94.64 ------ ------ 84.42 35.01 8.57 33.36 100 98 AVERAGE

Mode	9	
	Harmonic	
	U-NII-2C_5.47-5.725_802.11a_CH140_5700MHz	
ANT	CDD 0+1	
Pol.	Horizontal	Vertical
Peak Avg	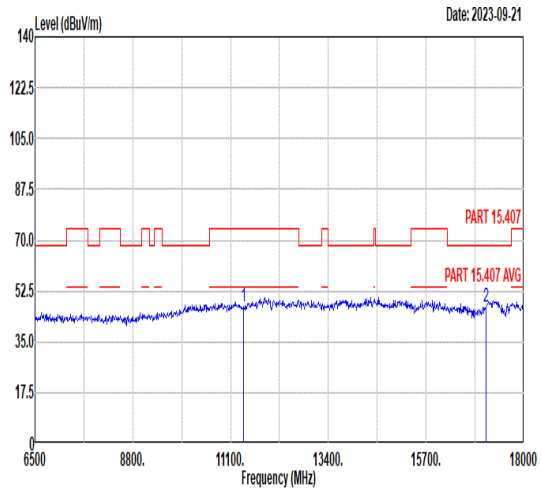 Freq Level Limit Line Margin Read Level Ant Factor Cable Loss Preamp Factor APos TPos Remark MHz dBuV/m dBuV/m dB dBuV dB/m dB dB cm deg 1 11400.00 47.20 74.00 -26.80 55.15 38.50 11.41 57.86 -- -- Peak 2 17100.00 47.08 68.30 -21.22 50.86 41.24 13.14 58.16 -- -- Peak	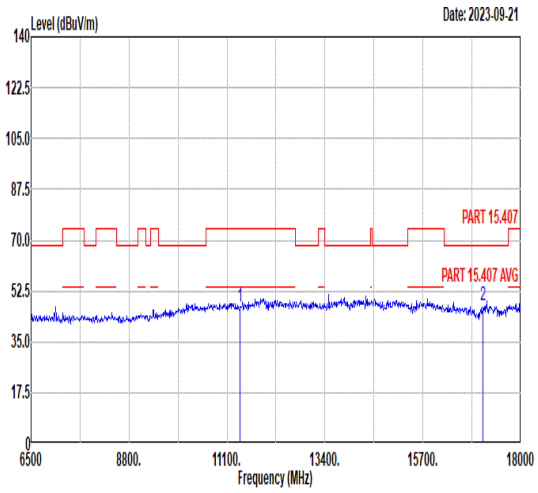 Freq Level Limit Line Margin Read Level Ant Factor Cable Loss Preamp Factor APos TPos Remark MHz dBuV/m dBuV/m dB dBuV dB/m dB dB cm deg 1 11400.00 46.82 74.00 -27.18 54.77 38.50 11.41 57.86 -- -- Peak 2 17100.00 47.46 68.30 -20.84 51.24 41.24 13.14 58.16 -- -- Peak

Mode	10	
	Band Edge	
	U-NII-1_5.15-5.25_802.11n HT20_CH36_5180MHz	
ANT	CDD 0+1	
Pol.	Horizontal	Fundamental
Peak	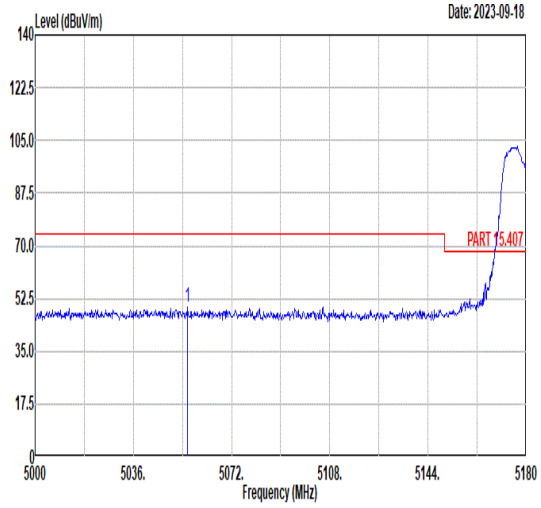 Freq Level Limit Line Margin Read Level Ant Factor Cable Loss Preamp Factor APos TPos Remark MHz dBuV/m dBuV/m dB dBuV dB/m dB dB cm deg 1 5055.80 49.71 74.00 -24.29 40.19 34.35 7.86 32.69 100 89 PEAK	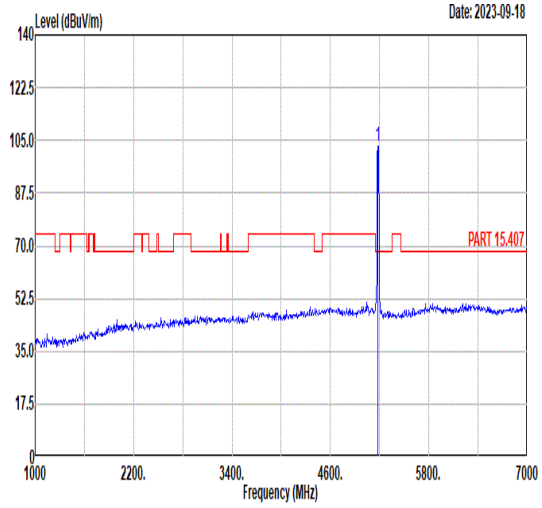 Freq Level Limit Line Margin Read Level Ant Factor Cable Loss Preamp Factor APos TPos Remark MHz dBuV/m dBuV/m dB dBuV dB/m dB dB cm deg 1 5180.00 102.78 ------ ------ 93.30 34.45 7.94 32.91 100 89 PEAK
Avg	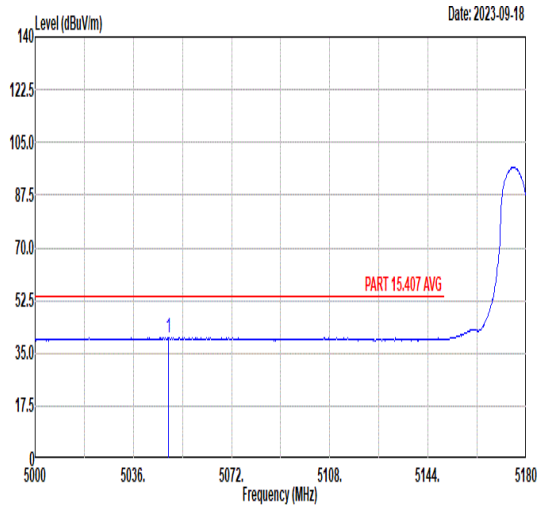 Freq Level Limit Line Margin Read Level Ant Factor Cable Loss Preamp Factor APos TPos Remark MHz dBuV/m dBuV/m dB dBuV dB/m dB dB cm deg 1 5048.96 40.30 54.00 -13.70 30.79 34.34 7.85 32.68 100 89 AVERAGE	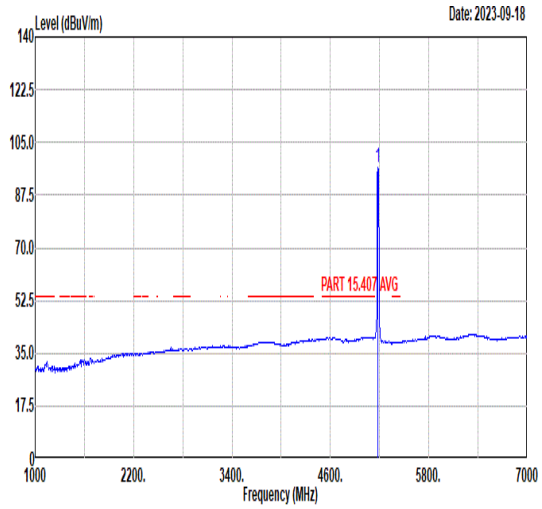 Freq Level Limit Line Margin Read Level Ant Factor Cable Loss Preamp Factor APos TPos Remark MHz dBuV/m dBuV/m dB dBuV dB/m dB dB cm deg 1 5180.00 96.55 ------ ------ 87.06 34.44 7.94 32.89 100 89 AVERAGE

Mode	10	
	Band Edge	
	U-NII-1_5.15-5.25_802.11n HT20_CH36_5180MHz	
ANT	CDD 0+1	
Pol.	Vertical	Fundamental
Peak	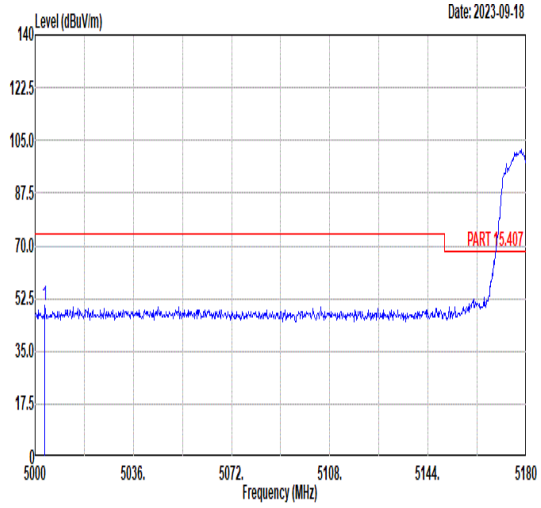 Freq Level Limit Line Margin Read Level Ant Factor Cable Loss Preamp Factor APos TPos Remark MHz dBuV/m dBuV/m dB dBuV dB/m dB dB cm deg 1 5003.60 50.19 74.00 -23.81 40.67 34.31 7.82 32.61 163 33 PEAK	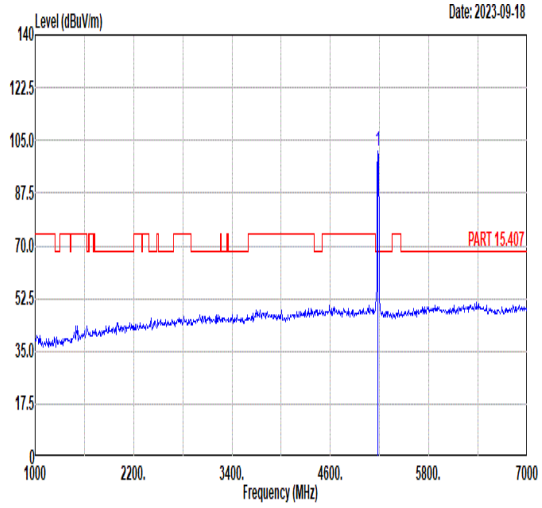 Freq Level Limit Line Margin Read Level Ant Factor Cable Loss Preamp Factor APos TPos Remark MHz dBuV/m dBuV/m dB dBuV dB/m dB dB cm deg 1 5180.00 101.23 ------ ------ 91.74 34.44 7.94 32.89 163 33 PEAK
Avg	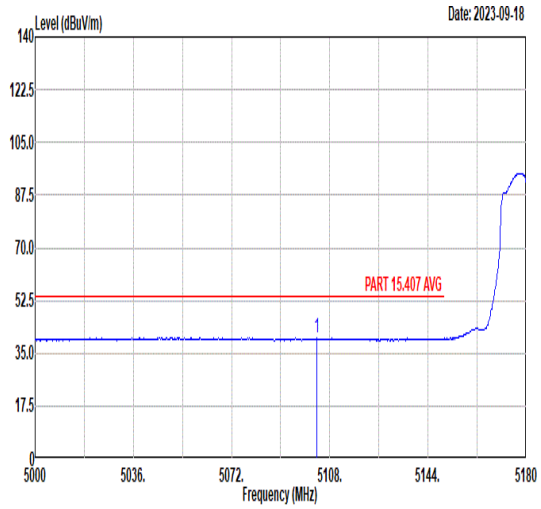 Freq Level Limit Line Margin Read Level Ant Factor Cable Loss Preamp Factor APos TPos Remark MHz dBuV/m dBuV/m dB dBuV dB/m dB dB cm deg 1 5103.32 40.24 54.00 -13.76 30.74 34.38 7.89 32.77 163 33 AVERAGE	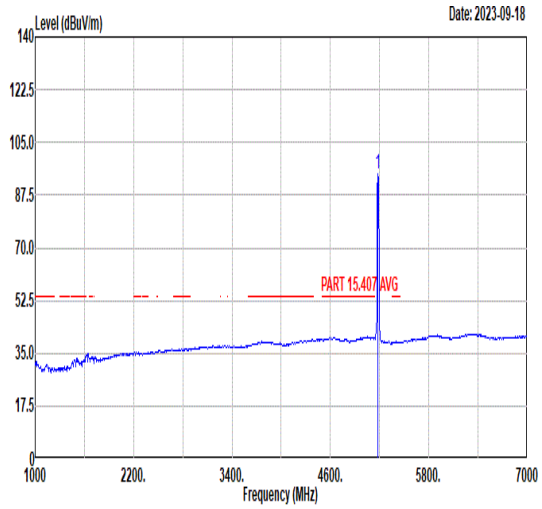 Freq Level Limit Line Margin Read Level Ant Factor Cable Loss Preamp Factor APos TPos Remark MHz dBuV/m dBuV/m dB dBuV dB/m dB dB cm deg 1 5180.00 94.47 ------ ------ 84.98 34.44 7.94 32.89 163 33 AVERAGE

Mode	10	
	Harmonic	
	U-NII-1_5.15-5.25_802.11n HT20_CH36_5180MHz	
ANT	CDD 0+1	
Pol.	Horizontal	Vertical
Peak Avg	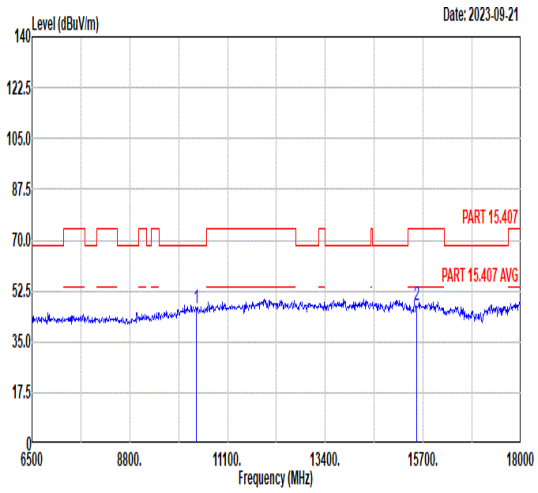 Freq Level Limit Line Margin Read Level Ant Factor Cable Loss Preamp Factor APos TPos Remark MHz dBuV/m dBuV/m dB dBuV dB/m dB dB cm deg 1 10360.00 46.67 68.30 -21.63 57.32 37.62 10.73 59.00 -- -- Peak 2 15540.00 47.45 74.00 -26.55 53.11 40.56 12.72 58.94 -- -- Peak	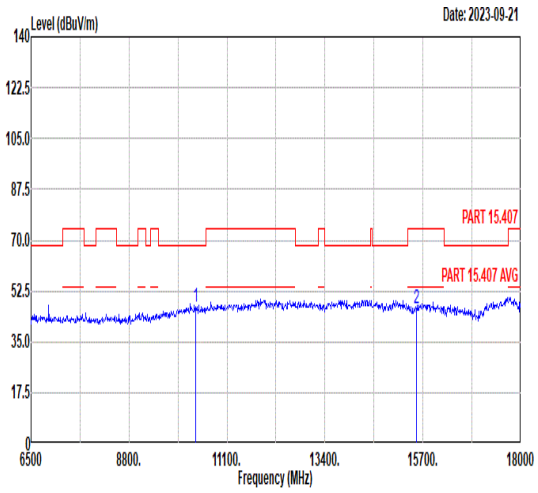 Freq Level Limit Line Margin Read Level Ant Factor Cable Loss Preamp Factor APos TPos Remark MHz dBuV/m dBuV/m dB dBuV dB/m dB dB cm deg 1 10360.00 46.92 68.30 -21.38 57.57 37.62 10.73 59.00 -- -- Peak 2 15540.00 46.72 74.00 -27.28 52.38 40.56 12.72 58.94 -- -- Peak

Mode	11	
	Harmonic	
	U-NII-1_5.15-5.25_802.11n HT20_CH44_5220MHz	
ANT	CDD 0+1	
Pol.	Horizontal	Vertical
Peak Avg	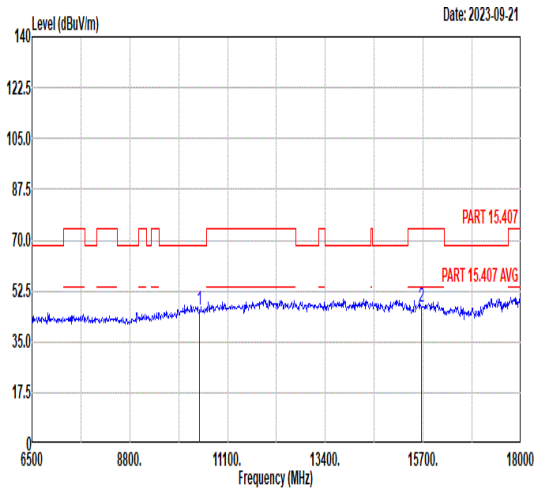 Freq Level Limit Line Margin Read Level Ant Factor Cable Loss Preamp Factor APos TPos Remark MHz dBuV/m dBuV/m dB dBuV dB/m dB dB cm deg 1 10440.00 45.74 68.30 -22.56 56.20 37.66 10.79 58.91 -- -- Peak 2 15660.00 47.13 74.00 -26.87 52.87 40.60 12.72 59.06 -- -- Peak	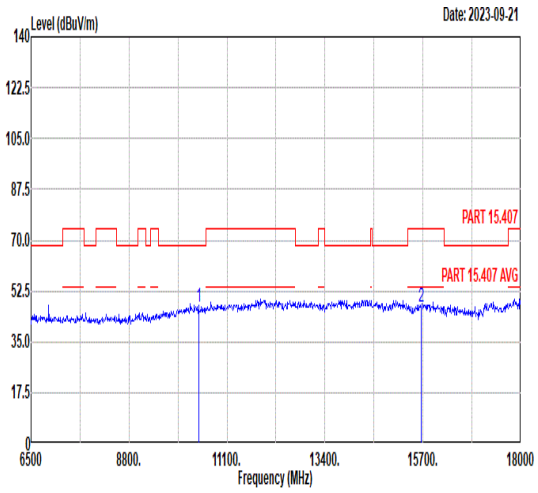 Freq Level Limit Line Margin Read Level Ant Factor Cable Loss Preamp Factor APos TPos Remark MHz dBuV/m dBuV/m dB dBuV dB/m dB dB cm deg 1 10440.00 46.89 68.30 -21.41 57.35 37.66 10.79 58.91 -- -- Peak 2 15660.00 46.76 74.00 -27.24 52.50 40.60 12.72 59.06 -- -- Peak

Mode	12	
	Harmonic	
	U-NII-1_5.15-5.25_802.11n HT20_CH48_5240MHz	
ANT	CDD 0+1	
Pol.	Horizontal	Vertical
Peak Avg	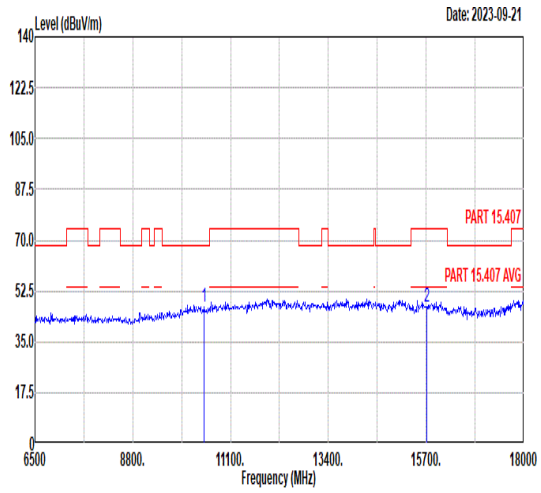 Freq Level Limit Line Margin Read Level Ant Factor Cable Loss Preamp Factor APos TPos Remark MHz dBuV/m dBuV/m dB dBuV dB/m dB dB cm deg 1 10480.00 47.00 68.30 -21.30 57.36 37.69 10.82 58.87 -- -- Peak 2 15720.00 47.09 74.00 -26.91 52.88 40.62 12.71 59.12 -- -- Peak	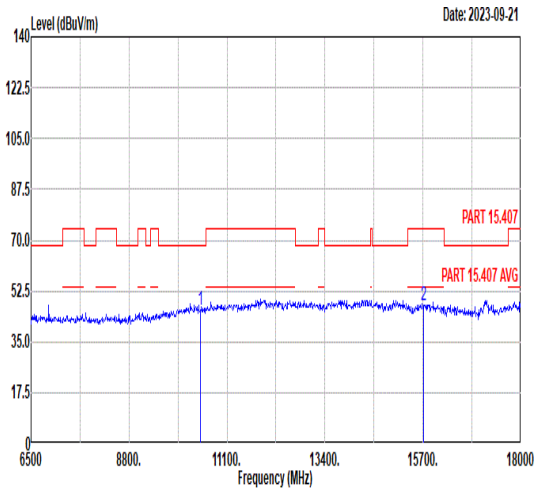 Freq Level Limit Line Margin Read Level Ant Factor Cable Loss Preamp Factor APos TPos Remark MHz dBuV/m dBuV/m dB dBuV dB/m dB dB cm deg 1 10480.00 46.09 68.30 -22.21 56.45 37.69 10.82 58.87 -- -- Peak 2 15720.00 47.62 74.00 -26.38 53.41 40.62 12.71 59.12 -- -- Peak

Mode	13	
	Harmonic	
	U-NII-2A_5.25-5.35_802.11n HT20_CH52_5280MHz	
ANT	CDD 0+1	
Pol.	Horizontal	Vertical
Peak Avg	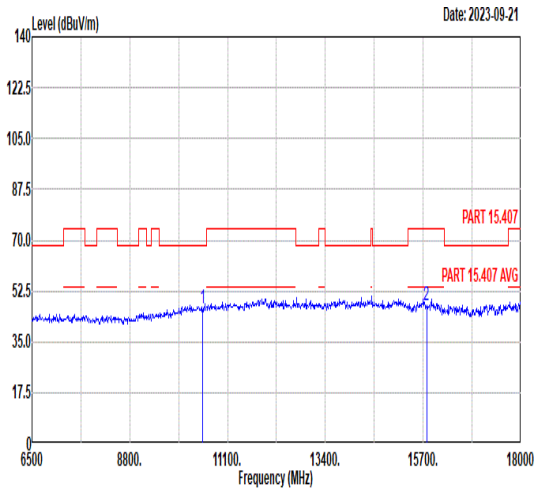 Freq Level Limit Line Margin Read Level Ant Factor Cable Loss Preamp Factor APos TPos Remark MHz dBuV/m dBuV/m dB dBuV dB/m dB dB cm deg 1 10520.00 46.49 68.30 -21.81 56.75 37.71 10.85 58.82 -- -- Peak 2 15780.00 47.73 74.00 -26.27 53.57 40.63 12.71 59.18 -- -- Peak	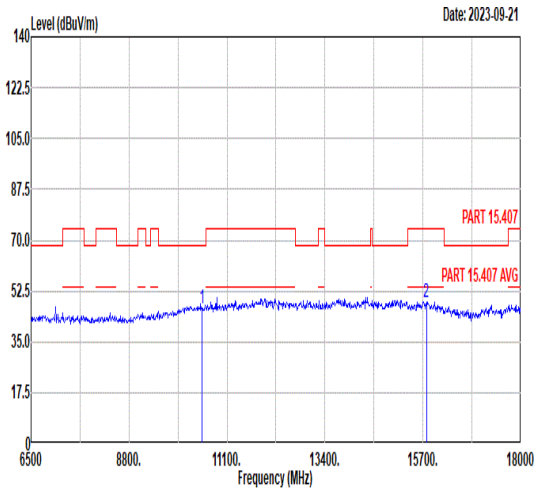 Freq Level Limit Line Margin Read Level Ant Factor Cable Loss Preamp Factor APos TPos Remark MHz dBuV/m dBuV/m dB dBuV dB/m dB dB cm deg 1 10520.00 46.63 68.30 -21.67 56.89 37.71 10.85 58.82 -- -- Peak 2 15780.00 48.42 74.00 -25.58 54.26 40.63 12.71 59.18 -- -- Peak

Mode	14	
	Harmonic	
	U-NII-2A_5.25-5.35_802.11n HT20_CH60_5300MHz	
ANT	CDD 0+1	
Pol.	Horizontal	Vertical
Peak Avg	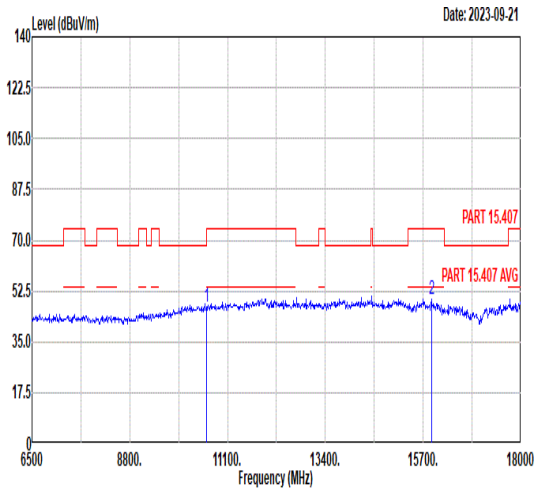 Freq Level Limit Line Margin Read Level Ant Factor Cable Loss Preamp Factor APos TPos Remark MHz dBuV/m dBuV/m dB dBuV dB/m dB dB cm deg 1 10600.00 46.80 74.00 -27.20 56.84 37.78 10.91 58.73 -- -- Peak 2 15900.00 49.53 74.00 -24.47 55.45 40.67 12.71 59.30 -- -- Peak	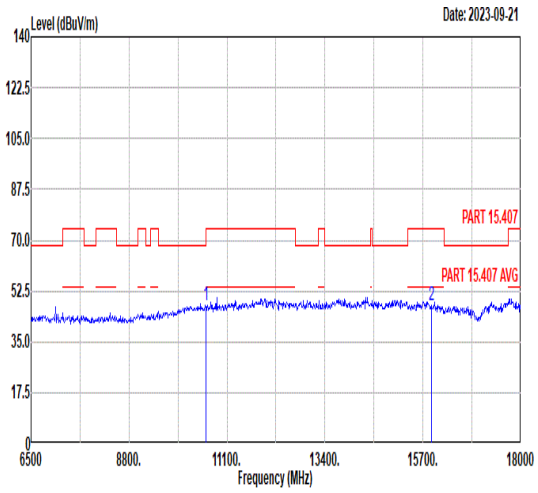 Freq Level Limit Line Margin Read Level Ant Factor Cable Loss Preamp Factor APos TPos Remark MHz dBuV/m dBuV/m dB dBuV dB/m dB dB cm deg 1 10600.00 47.40 74.00 -26.60 57.44 37.78 10.91 58.73 -- -- Peak 2 15900.00 47.57 74.00 -26.43 53.49 40.67 12.71 59.30 -- -- Peak

Mode	15	
	Band Edge	
	U-NII-2A_5.25-5.35_802.11n HT20_CH64_5320MHz	
ANT	CDD 0+1	
Pol.	Horizontal	Fundamental
Peak	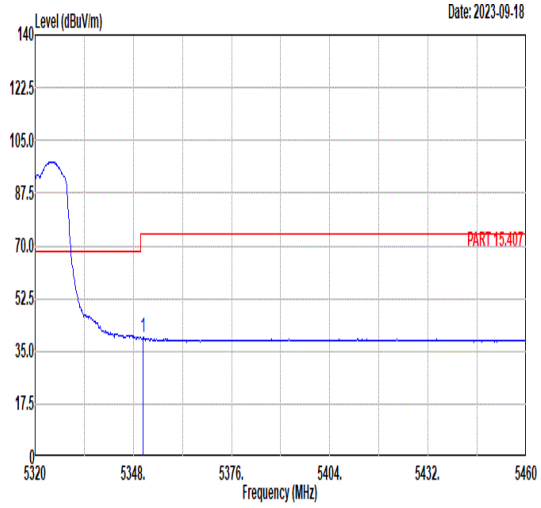 Freq Level Limit Line Margin Read Level Ant Factor Cable Loss Preamp Factor APos TPos Remark MHz dBuV/m dBuV/m dB dBuV dB/m dB dB cm deg 1 5350.80 39.56 74.00 -34.44 29.82 34.58 8.33 33.17 206 237 PEAK	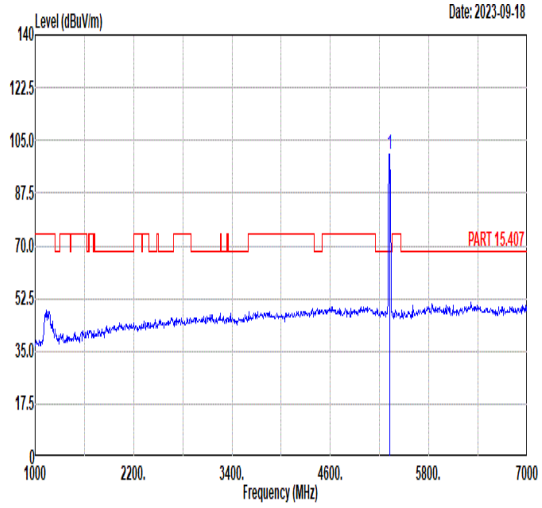 Freq Level Limit Line Margin Read Level Ant Factor Cable Loss Preamp Factor APos TPos Remark MHz dBuV/m dBuV/m dB dBuV dB/m dB dB cm deg 1 5320.00 100.36 ------ ------ 90.69 34.55 8.23 33.11 206 237 PEAK
Avg	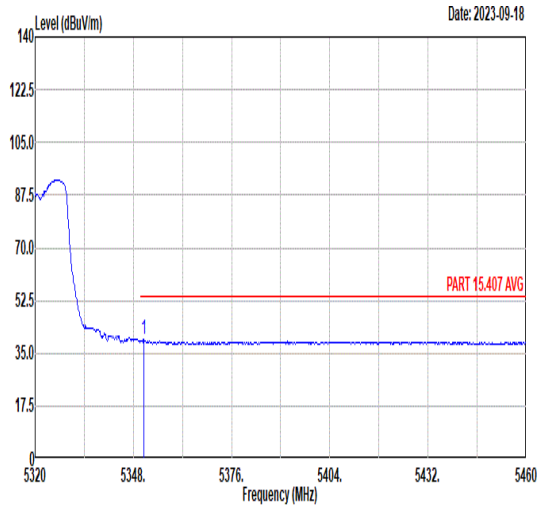 Freq Level Limit Line Margin Read Level Ant Factor Cable Loss Preamp Factor APos TPos Remark MHz dBuV/m dBuV/m dB dBuV dB/m dB dB cm deg 1 5350.94 39.57 54.00 -14.43 29.83 34.58 8.33 33.17 206 237 AVERAGE	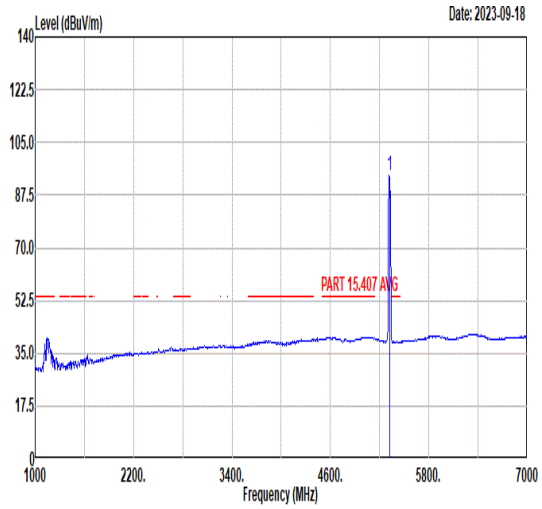 Freq Level Limit Line Margin Read Level Ant Factor Cable Loss Preamp Factor APos TPos Remark MHz dBuV/m dBuV/m dB dBuV dB/m dB dB cm deg 1 5320.00 93.83 ------ ------ 84.16 34.55 8.23 33.11 206 237 AVERAGE

Mode	15	
	Band Edge	
	U-NII-2A_5.25-5.35_802.11n HT20_CH64_5320MHz	
ANT	CDD 0+1	
Pol.	Vertical	Fundamental
Peak	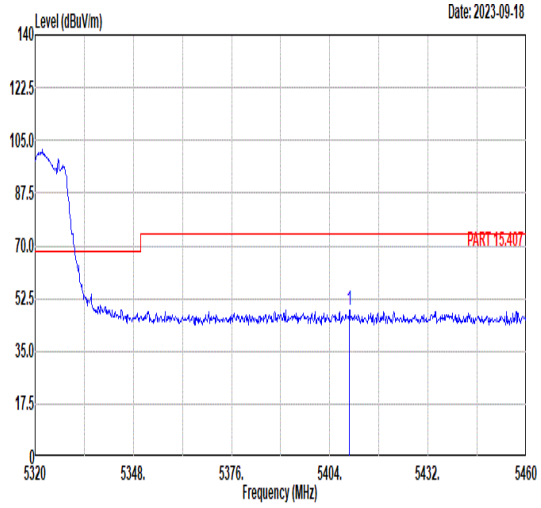 Freq Level Limit Line Margin Read Level Ant Factor Cable Loss Preamp Factor APos TPos Remark MHz dBuV/m dBuV/m dB dBuV dB/m dB dB cm deg 1 5409.60 48.39 74.00 -25.61 38.55 34.63 8.48 33.27 100 90 PEAK	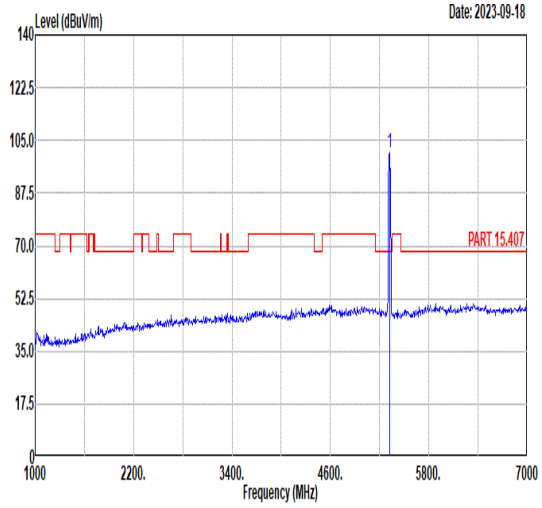 Freq Level Limit Line Margin Read Level Ant Factor Cable Loss Preamp Factor APos TPos Remark MHz dBuV/m dBuV/m dB dBuV dB/m dB dB cm deg 1 5320.00 101.15 ------ ------ 91.47 34.55 8.25 33.12 100 90 PEAK
Avg	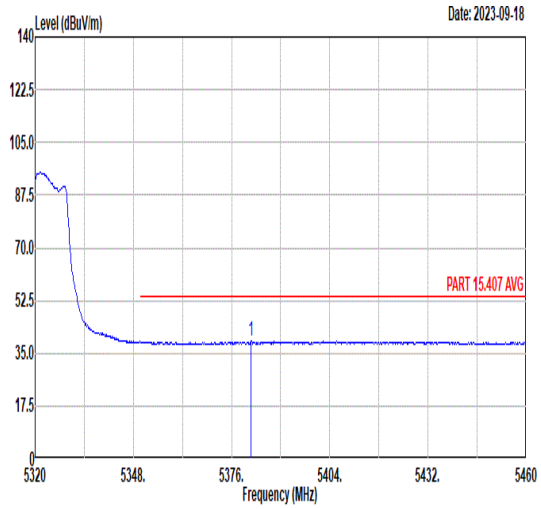 Freq Level Limit Line Margin Read Level Ant Factor Cable Loss Preamp Factor APos TPos Remark MHz dBuV/m dBuV/m dB dBuV dB/m dB dB cm deg 1 5381.60 39.03 54.00 -14.97 29.24 34.60 8.41 33.22 100 90 AVERAGE	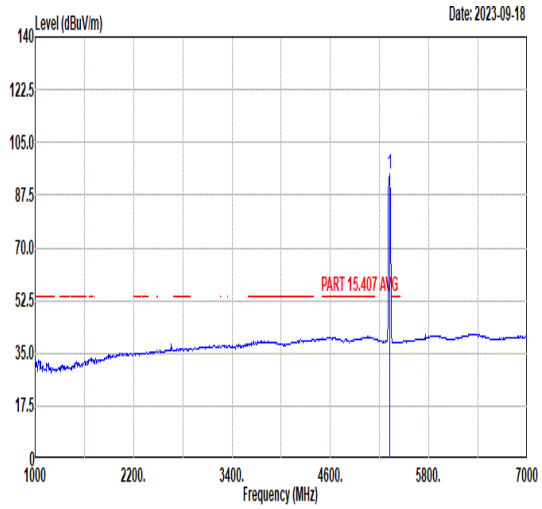 Freq Level Limit Line Margin Read Level Ant Factor Cable Loss Preamp Factor APos TPos Remark MHz dBuV/m dBuV/m dB dBuV dB/m dB dB cm deg 1 5320.00 94.69 ------ ------ 85.01 34.55 8.25 33.12 100 90 AVERAGE

Mode	15	
	Harmonic	
	U-NII-2A_5.25-5.35_802.11n HT20_CH64_5320MHz	
ANT	CDD 0+1	
Pol.	Horizontal	Vertical
Peak Avg	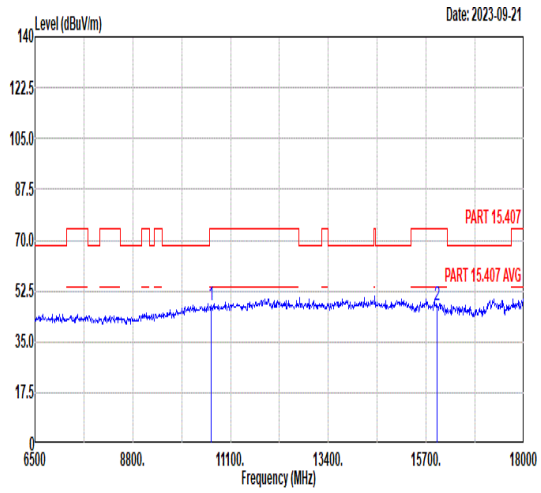 Freq Level Limit Line Margin Read Level Ant Factor Cable Loss Preamp Factor APos TPos Remark MHz dBuV/m dBuV/m dB dBuV dB/m dB dB cm deg 1 10640.00 47.57 74.00 -26.43 57.51 37.81 10.94 58.69 -- -- Peak 2 15960.00 47.50 74.00 -26.50 53.48 40.69 12.70 59.37 -- -- Peak	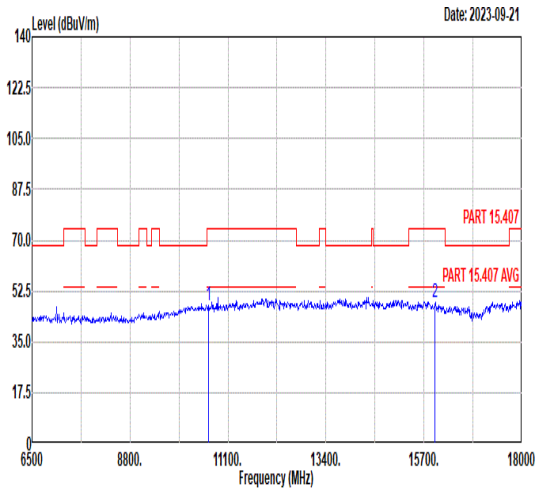 Freq Level Limit Line Margin Read Level Ant Factor Cable Loss Preamp Factor APos TPos Remark MHz dBuV/m dBuV/m dB dBuV dB/m dB dB cm deg 1 10640.00 47.78 74.00 -26.22 57.72 37.81 10.94 58.69 -- -- Peak 2 15960.00 48.46 74.00 -25.54 54.44 40.69 12.70 59.37 -- -- Peak

Mode	16	
	Band Edge	
	U-NII-2C_5.47-5.725_802.11n HT20_CH100_5500MHz	
ANT	CDD 0+1	
Pol.	Horizontal	Fundamental
Peak	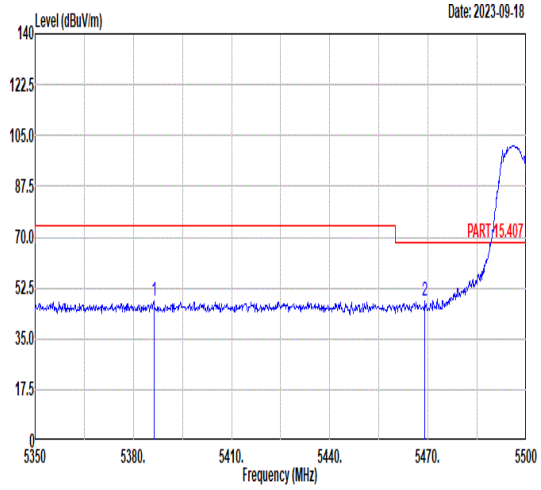 Freq Level Limit Line Margin Read Level Ant Factor Cable Loss Preamp Factor APos TPos Remark MHz dBuV/m dBuV/m dB dBuV dB/m dB dB cm deg 1 5386.30 47.84 74.00 -26.16 38.04 34.61 8.42 33.23 100 142 PEAK 2 5469.10 47.93 68.30 -20.37 38.22 34.67 8.40 33.36 100 142 PEAK	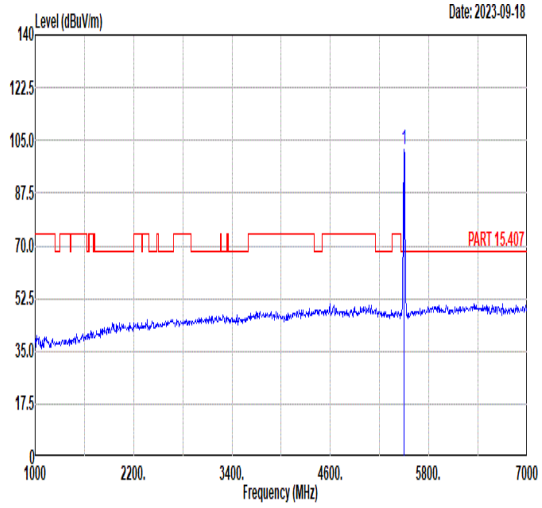 Freq Level Limit Line Margin Read Level Ant Factor Cable Loss Preamp Factor APos TPos Remark MHz dBuV/m dBuV/m dB dBuV dB/m dB dB cm deg 1 5500.00 101.71 ------ ------ 92.06 34.69 8.36 33.40 100 142 PEAK
Avg	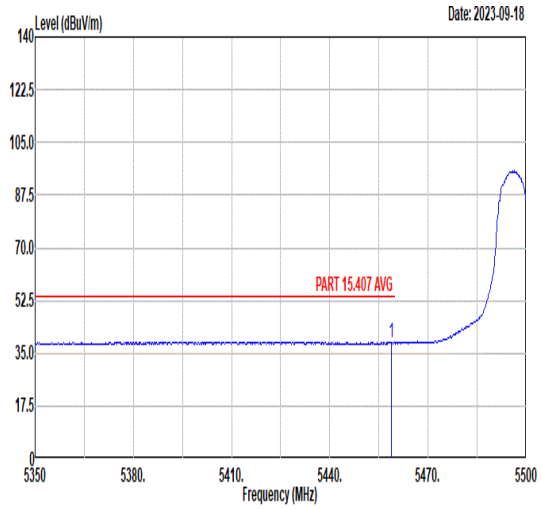 Freq Level Limit Line Margin Read Level Ant Factor Cable Loss Preamp Factor APos TPos Remark MHz dBuV/m dBuV/m dB dBuV dB/m dB dB cm deg 1 5458.75 38.74 54.00 -15.26 29.02 34.66 8.41 33.35 100 142 AVERAGE	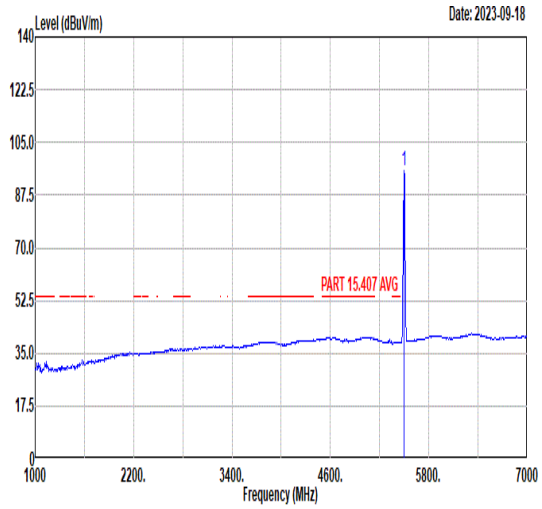 Freq Level Limit Line Margin Read Level Ant Factor Cable Loss Preamp Factor APos TPos Remark MHz dBuV/m dBuV/m dB dBuV dB/m dB dB cm deg 1 5500.00 95.38 ------ ------ 85.73 34.69 8.36 33.40 100 142 AVERAGE

Mode	16	
	Band Edge	
	U-NII-2C_5.47-5.725_802.11n HT20_CH100_5500MHz	
ANT	CDD 0+1	
Pol.	Vertical	Fundamental
Peak	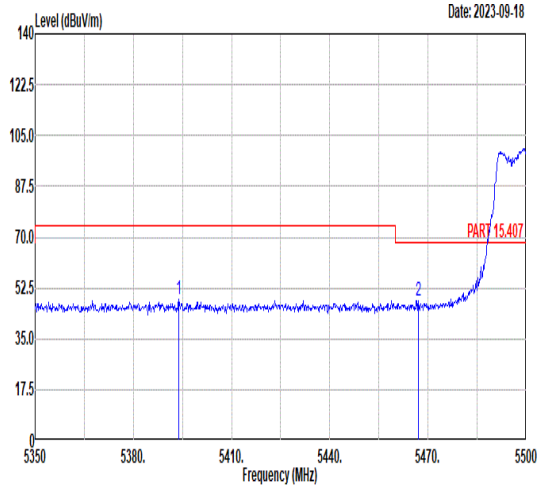 Freq Level Limit Line Margin Read Level Ant Factor Cable Loss Preamp Factor APos TPos Remark MHz dBuV/m dBuV/m dB dBuV dB/m dB dB cm deg 1 5393.95 48.60 74.00 -25.40 38.78 34.61 8.45 33.24 105 92 PEAK 2 5467.15 48.11 68.30 -20.19 38.40 34.67 8.40 33.36 105 92 PEAK	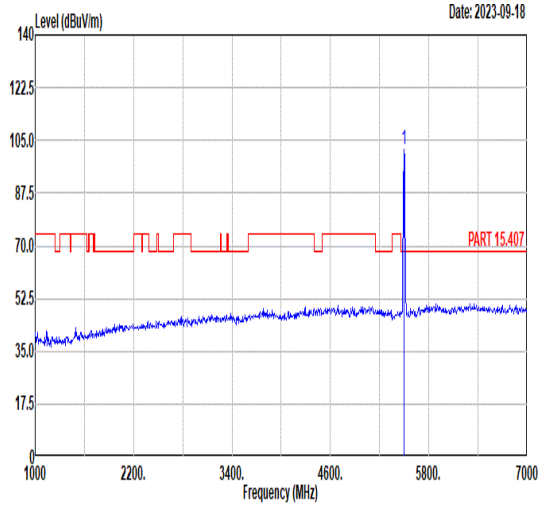 Freq Level Limit Line Margin Read Level Ant Factor Cable Loss Preamp Factor APos TPos Remark MHz dBuV/m dBuV/m dB dBuV dB/m dB dB cm deg 1 5500.00 101.84 ------ ------ 92.18 34.70 8.36 33.40 105 92 PEAK
Avg	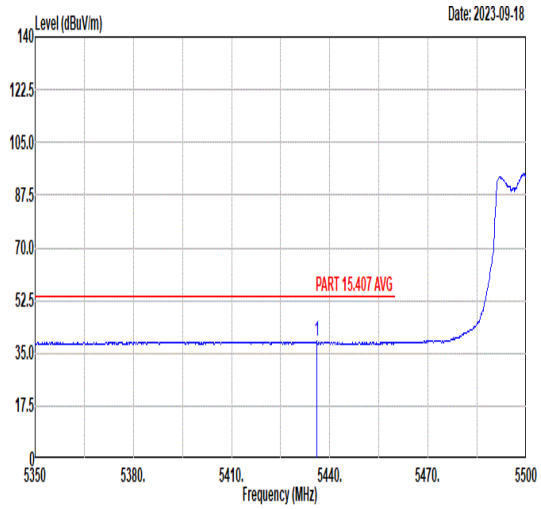 Freq Level Limit Line Margin Read Level Ant Factor Cable Loss Preamp Factor APos TPos Remark MHz dBuV/m dBuV/m dB dBuV dB/m dB dB cm deg 1 5435.95 38.84 54.00 -15.16 29.06 34.65 8.44 33.31 105 92 AVERAGE	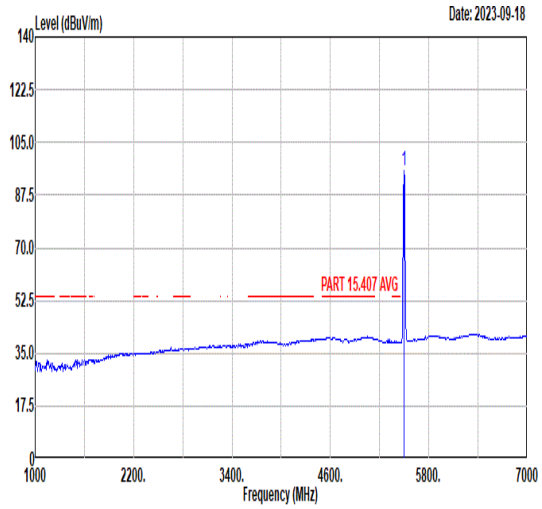 Freq Level Limit Line Margin Read Level Ant Factor Cable Loss Preamp Factor APos TPos Remark MHz dBuV/m dBuV/m dB dBuV dB/m dB dB cm deg 1 5500.00 95.59 ------ ------ 85.93 34.70 8.36 33.40 105 92 AVERAGE

Mode	16	
	Harmonic	
	U-NII-2C_5.47-5.725_802.11n HT20_CH100_5500MHz	
ANT	CDD 0+1	
Pol.	Horizontal	Vertical
Peak Avg	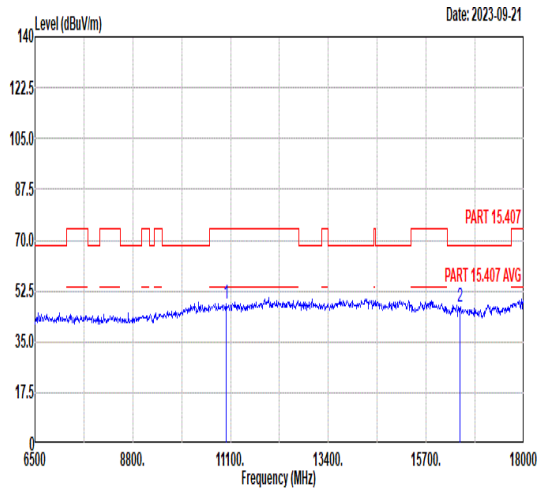 Freq Level Limit Line Margin Read Level Ant Factor Cable Loss Preamp Factor APos TPos Remark MHz dBuV/m dBuV/m dB dBuV dB/m dB dB cm deg 1 11000.00 48.01 74.00 -25.99 57.00 38.10 11.21 58.30 -- -- Peak 2 16500.00 47.26 68.30 -21.04 52.25 40.95 12.91 58.85 -- -- Peak	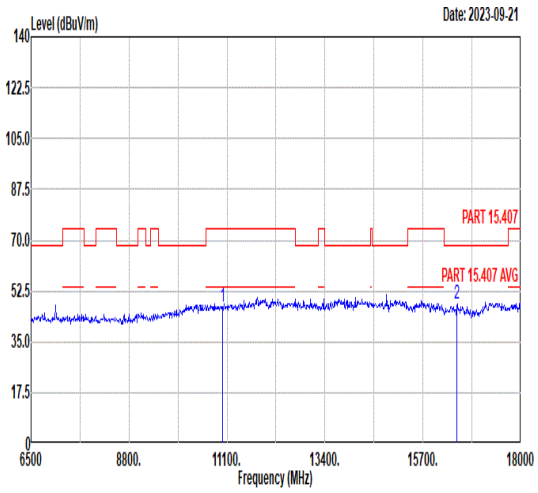 Freq Level Limit Line Margin Read Level Ant Factor Cable Loss Preamp Factor APos TPos Remark MHz dBuV/m dBuV/m dB dBuV dB/m dB dB cm deg 1 11000.00 46.86 74.00 -27.14 55.85 38.10 11.21 58.30 -- -- Peak 2 16500.00 48.17 68.30 -20.13 53.16 40.95 12.91 58.85 -- -- Peak

Mode	17	
	Harmonic	
	U-NII-2C_5.47-5.725_802.11n HT20_CH116_5580MHz	
ANT	CDD 0+1	
Pol.	Horizontal	Vertical
Peak Avg	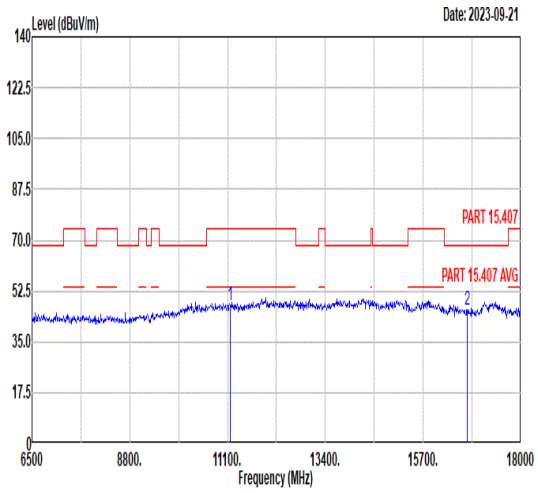 Freq Level Limit Line Margin Read Level Ant Factor Cable Loss Preamp Factor APos TPos Remark MHz dBuV/m dBuV/m dB dBuV dB/m dB dB cm deg 1 11160.00 47.78 74.00 -26.22 56.35 38.26 11.29 58.12 -- -- Peak 2 16740.00 46.21 68.30 -22.09 50.71 41.07 13.01 58.58 -- -- Peak	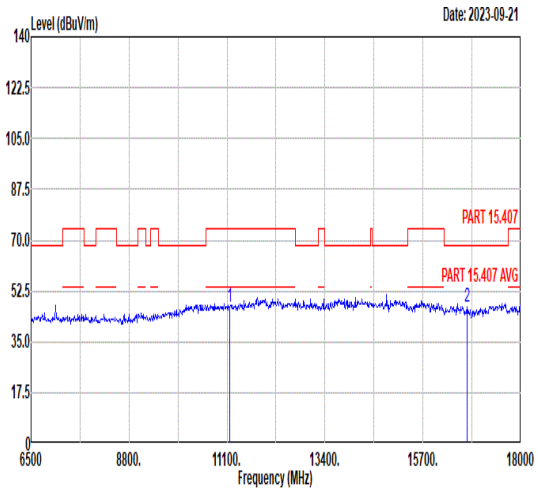 Freq Level Limit Line Margin Read Level Ant Factor Cable Loss Preamp Factor APos TPos Remark MHz dBuV/m dBuV/m dB dBuV dB/m dB dB cm deg 1 11160.00 47.22 74.00 -26.78 55.79 38.26 11.29 58.12 -- -- Peak 2 16740.00 46.91 68.30 -21.39 51.41 41.07 13.01 58.58 -- -- Peak

Mode	18	
	Band Edge	
	U-NII-2C_5.47-5.725_802.11n HT20_CH140_5700MHz	
ANT	CDD 0+1	
Pol.	Horizontal	Fundamental
Peak	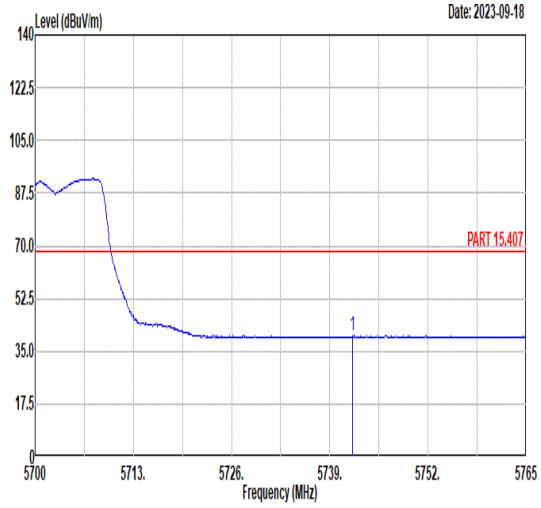 Freq Level Limit Line Margin Read Level Ant Factor Cable Loss Preamp Factor APos TPos Remark MHz dBuV/m dBuV/m dB dBuV dB/m dB dB cm deg 1 5742.06 40.03 68.30 -28.27 29.56 35.08 8.74 33.35 135 360 PEAK	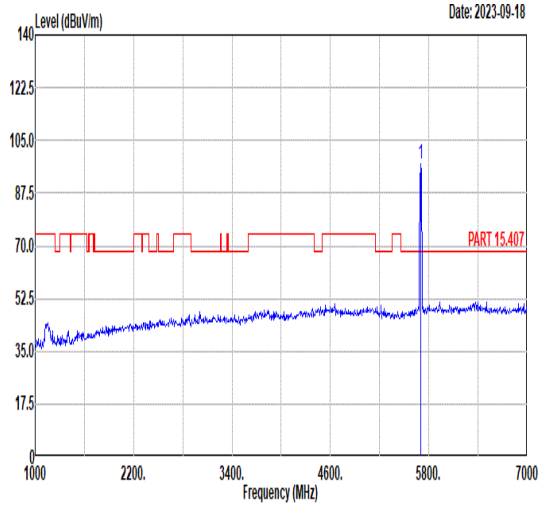 Freq Level Limit Line Margin Read Level Ant Factor Cable Loss Preamp Factor APos TPos Remark MHz dBuV/m dBuV/m dB dBuV dB/m dB dB cm deg 1 5700.00 97.16 ------ ------ 86.94 35.01 8.57 33.36 135 360 PEAK
Avg	Blank	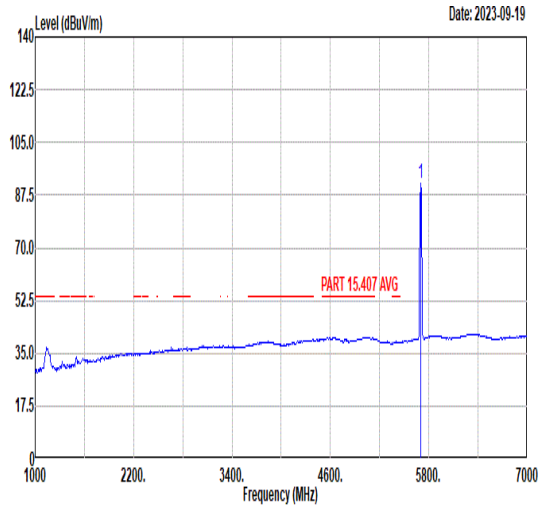 Freq Level Limit Line Margin Read Level Ant Factor Cable Loss Preamp Factor APos TPos Remark MHz dBuV/m dBuV/m dB dBuV dB/m dB dB cm deg 1 5700.00 91.23 ------ ------ 81.01 35.01 8.57 33.36 135 360 AVERAGE

Mode	18	
	Band Edge	
	U-NII-2C_5.47-5.725_802.11n HT20_CH140_5700MHz	
ANT	CDD 0+1	
Pol.	Vertical	Fundamental
Peak	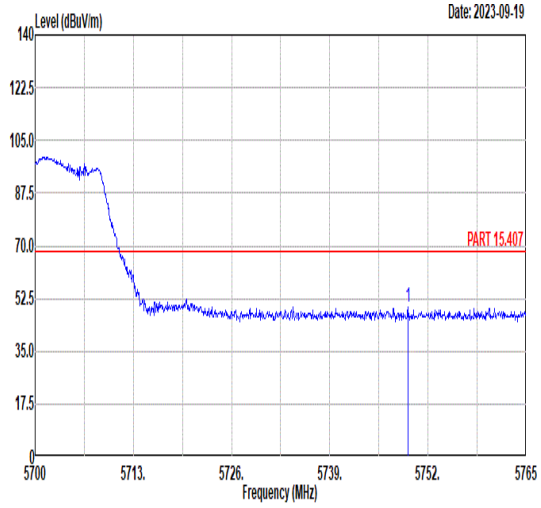 Freq Level Limit Line Margin Read Level Ant Factor Cable Loss Preamp Factor APos TPos Remark MHz dBuV/m dBuV/m dB dBuV dB/m dB dB cm deg 1 5749.34 49.68 68.30 -18.62 39.17 35.10 8.76 33.35 100 64 PEAK	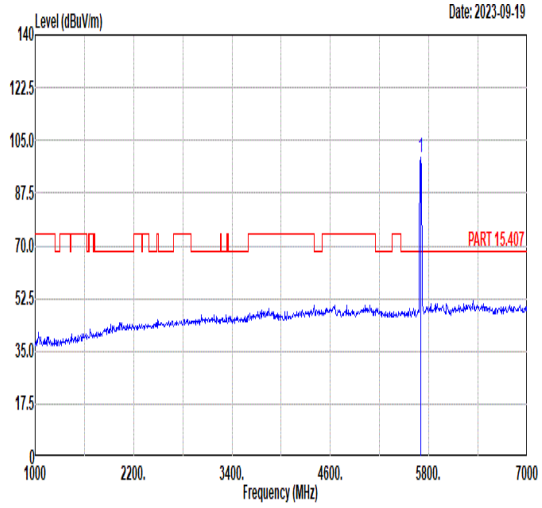 Freq Level Limit Line Margin Read Level Ant Factor Cable Loss Preamp Factor APos TPos Remark MHz dBuV/m dBuV/m dB dBuV dB/m dB dB cm deg 1 5700.00 99.33 ------ ------ 89.07 35.02 8.60 33.36 100 64 PEAK
Avg	Blank	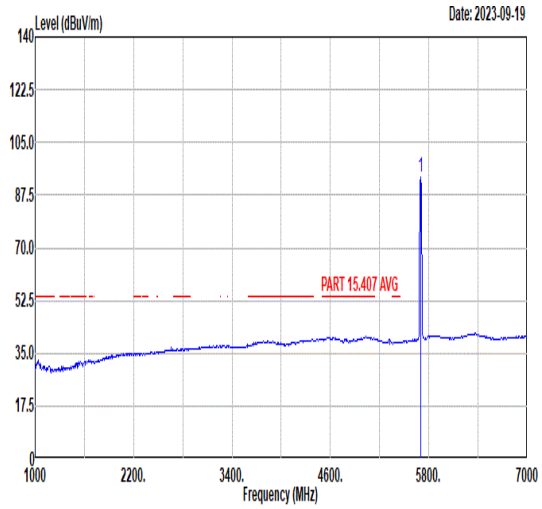 Freq Level Limit Line Margin Read Level Ant Factor Cable Loss Preamp Factor APos TPos Remark MHz dBuV/m dBuV/m dB dBuV dB/m dB dB cm deg 1 5700.00 93.34 ------ ------ 83.08 35.02 8.60 33.36 100 64 AVERAGE

Mode	18	
	Harmonic	
	U-NII-2C_5.47-5.725_802.11n HT20_CH140_5700MHz	
ANT	CDD 0+1	
Pol.	Horizontal	Vertical
Peak Avg	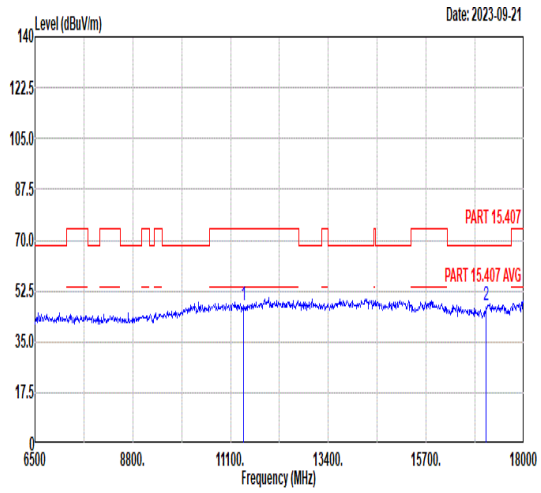 Freq Level Limit Line Margin Read Level Ant Factor Cable Loss Preamp Factor APos TPos Remark MHz dBuV/m dBuV/m dB dBuV dB/m dB dB cm deg 1 11400.00 47.68 74.00 -26.32 55.63 38.50 11.41 57.86 -- -- Peak 2 17100.00 47.59 68.30 -20.71 51.37 41.24 13.14 58.16 -- -- Peak	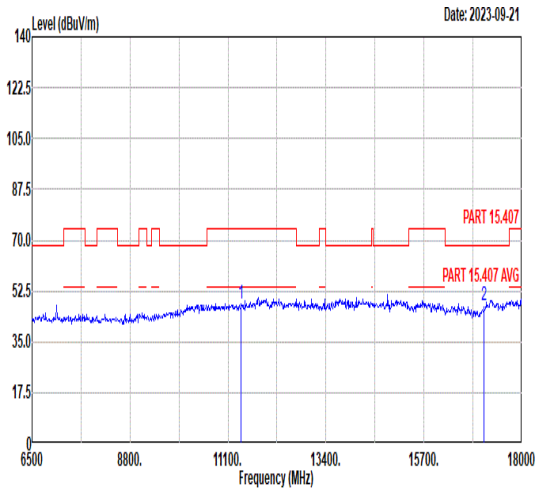 Freq Level Limit Line Margin Read Level Ant Factor Cable Loss Preamp Factor APos TPos Remark MHz dBuV/m dBuV/m dB dBuV dB/m dB dB cm deg 1 11400.00 48.12 74.00 -25.88 56.07 38.50 11.41 57.86 -- -- Peak 2 17100.00 47.76 68.30 -20.54 51.54 41.24 13.14 58.16 -- -- Peak

Mode	19	
	Band Edge - L	
	U-NII-1_5.15-5.25_802.11n HT40_CH38_5190MHz	
ANT	CDD 0+1	
Pol.	Horizontal	Fundamental
Peak	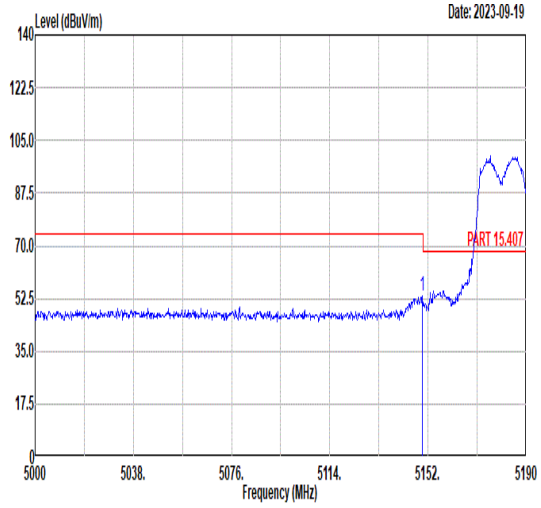 Freq Level Limit Line Margin Read Level Ant Factor Cable Loss Preamp Factor APos TPos Remark MHz dBuV/m dBuV/m dB dBuV dB/m dB dB cm deg 1 5149.91 53.12 74.00 -20.88 43.63 34.42 7.92 32.85 106 95 PEAK	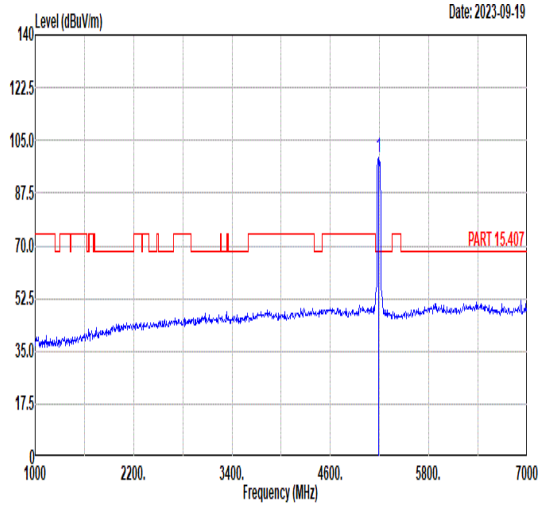 Freq Level Limit Line Margin Read Level Ant Factor Cable Loss Preamp Factor APos TPos Remark MHz dBuV/m dBuV/m dB dBuV dB/m dB dB cm deg 1 5190.00 99.12 ------ ------ 89.64 34.45 7.94 32.91 106 95 PEAK
Avg	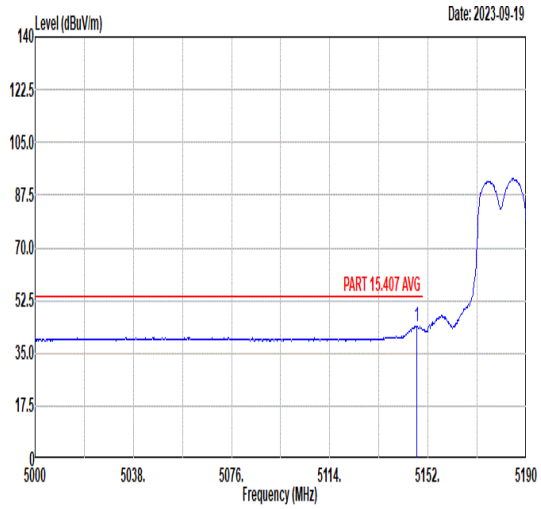 Freq Level Limit Line Margin Read Level Ant Factor Cable Loss Preamp Factor APos TPos Remark MHz dBuV/m dBuV/m dB dBuV dB/m dB dB cm deg 1 5147.63 43.97 54.00 -10.03 34.47 34.42 7.92 32.84 106 95 AVERAGE	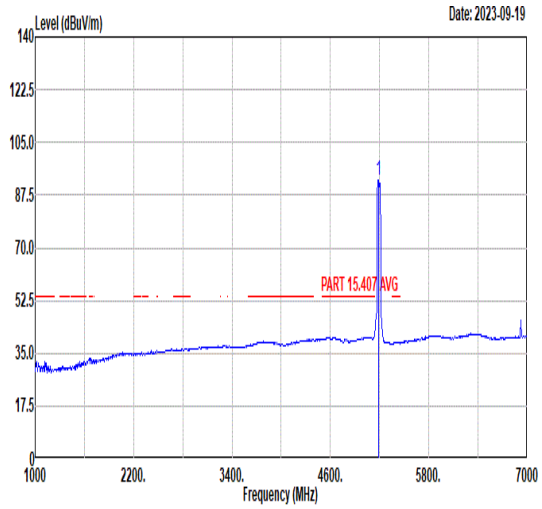 Freq Level Limit Line Margin Read Level Ant Factor Cable Loss Preamp Factor APos TPos Remark MHz dBuV/m dBuV/m dB dBuV dB/m dB dB cm deg 1 5190.00 92.55 ------ ------ 83.06 34.45 7.94 32.90 106 95 AVERAGE

Mode	19	
	Band Edge - R	
	U-NII-1_5.15-5.25_802.11n HT40_CH38_5190MHz	
ANT	CDD 0+1	
Pol.	Horizontal	Fundamental
Peak	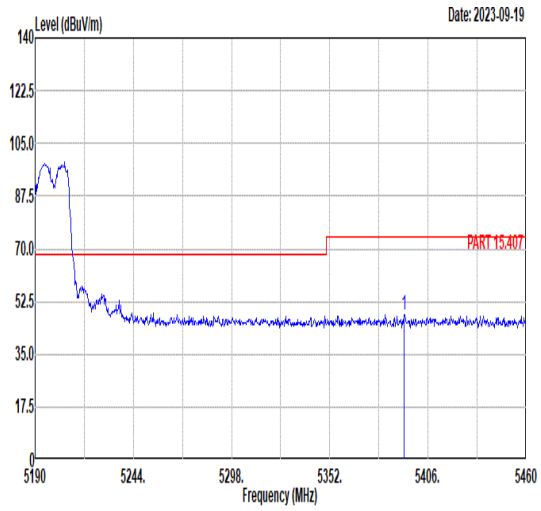 Freq Level Limit Line Margin Read Level Ant Factor Cable Loss Preamp Factor APos TPos Remark MHz dBuV/m dBuV/m dB dBuV dB/m dB dB cm deg 1 5393.04 47.93 74.00 -26.07 38.12 34.61 8.44 33.24 106 95 PEAK	Blank
Avg	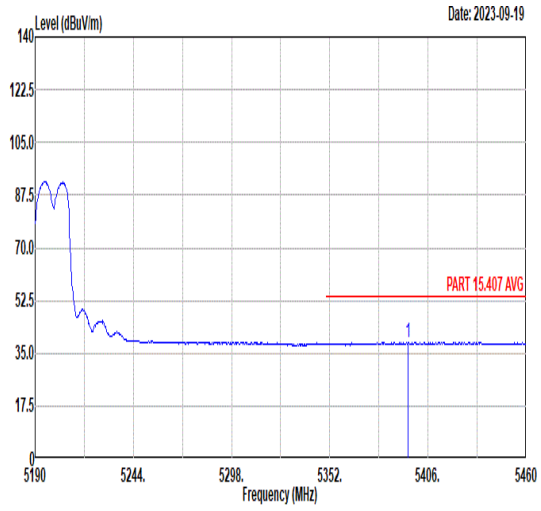 Freq Level Limit Line Margin Read Level Ant Factor Cable Loss Preamp Factor APos TPos Remark MHz dBuV/m dBuV/m dB dBuV dB/m dB dB cm deg 1 5395.20 38.61 54.00 -15.39 28.79 34.61 8.45 33.24 106 95 AVERAGE	Blank

Mode	19	
	Band Edge - L	
	U-NII-1_5.15-5.25_802.11n HT40_CH38_5190MHz	
ANT	CDD 0+1	
Pol.	Vertical	Fundamental
Peak	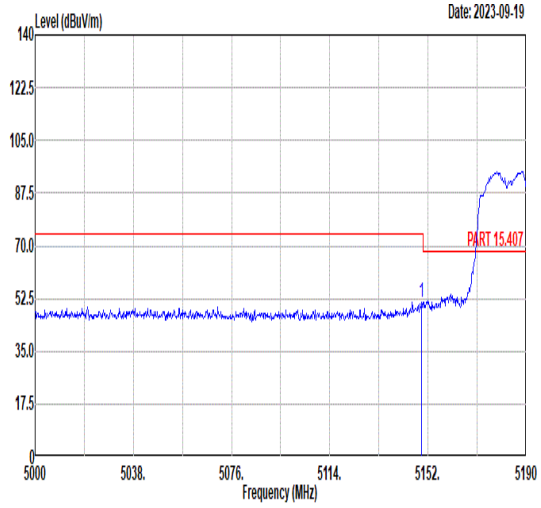 Freq Level Limit Line Margin Read Level Ant Factor Cable Loss Preamp Factor APos TPos Remark MHz dBuV/m dBuV/m dB dBuV dB/m dB dB cm deg 1 5149.53 51.34 74.00 -22.66 41.85 34.42 7.92 32.85 100 43 PEAK	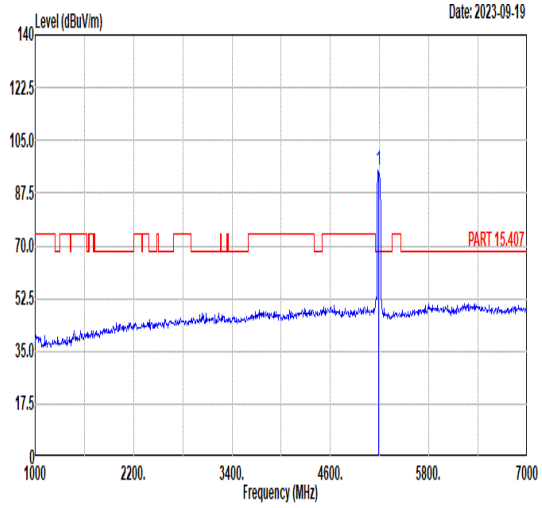 Freq Level Limit Line Margin Read Level Ant Factor Cable Loss Preamp Factor APos TPos Remark MHz dBuV/m dBuV/m dB dBuV dB/m dB dB cm deg 1 5190.00 94.89 ------ ------ 85.40 34.44 7.94 32.89 100 43 PEAK
Avg	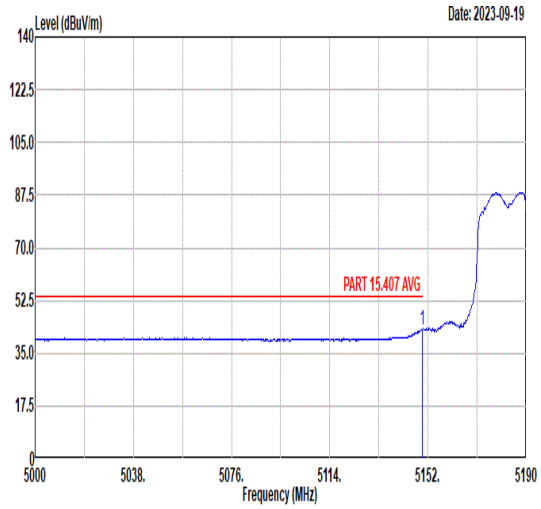 Freq Level Limit Line Margin Read Level Ant Factor Cable Loss Preamp Factor APos TPos Remark MHz dBuV/m dBuV/m dB dBuV dB/m dB dB cm deg 1 5149.91 43.02 54.00 -10.98 33.53 34.42 7.92 32.85 100 43 AVERAGE	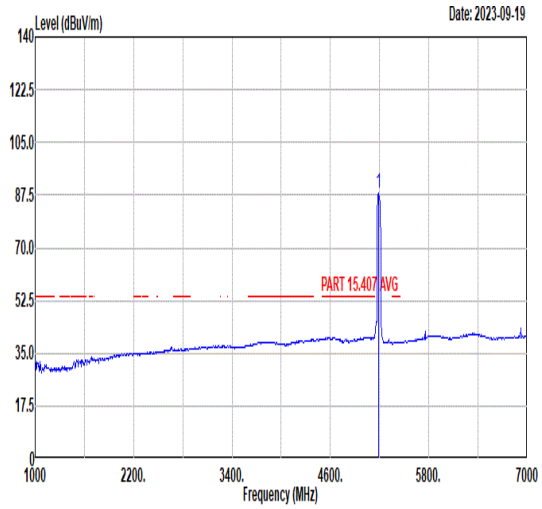 Freq Level Limit Line Margin Read Level Ant Factor Cable Loss Preamp Factor APos TPos Remark MHz dBuV/m dBuV/m dB dBuV dB/m dB dB cm deg 1 5190.00 88.17 ------ ------ 78.69 34.45 7.94 32.91 100 43 AVERAGE

Mode	19	
	Band Edge - R	
	U-NII-1_5.15-5.25_802.11n HT40_CH38_5190MHz	
ANT	CDD 0+1	
Pol.	Vertical	Fundamental
Peak	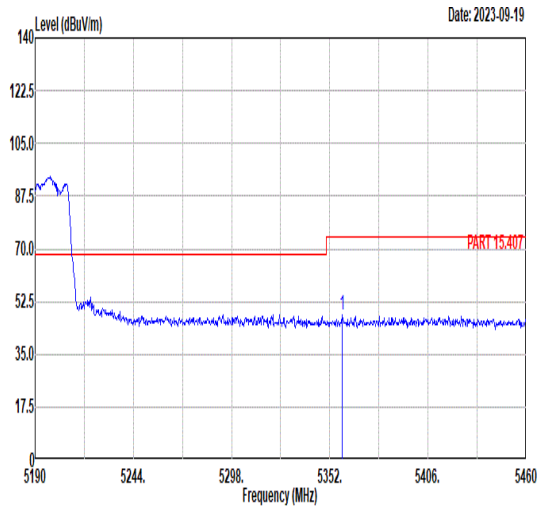 Freq Level Limit Line Margin Read Level Ant Factor Cable Loss Preamp Factor APos TPos Remark MHz dBuV/m dBuV/m dB dBuV dB/m dB dB cm deg 1 5359.02 47.93 74.00 -26.07 38.17 34.59 8.35 33.18 100 43 PEAK	Blank
Avg	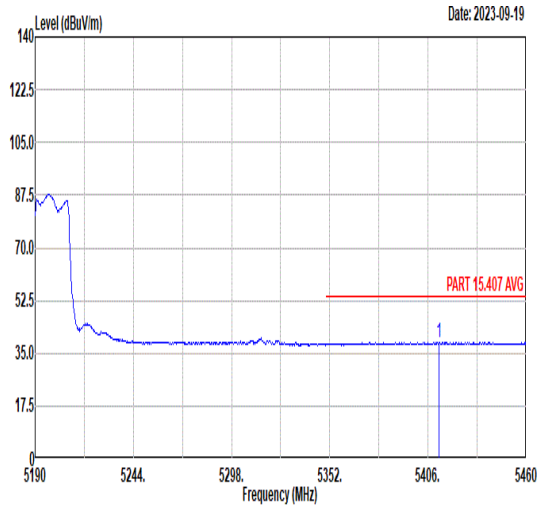 Freq Level Limit Line Margin Read Level Ant Factor Cable Loss Preamp Factor APos TPos Remark MHz dBuV/m dBuV/m dB dBuV dB/m dB dB cm deg 1 5412.21 38.68 54.00 -15.32 28.85 34.63 8.47 33.27 100 43 AVERAGE	Blank

Mode	19	
	Harmonic	
	U-NII-1_5.15-5.25_802.11n HT40_CH38_5190MHz	
ANT	CDD 0+1	
Pol.	Horizontal	Vertical
Peak Avg	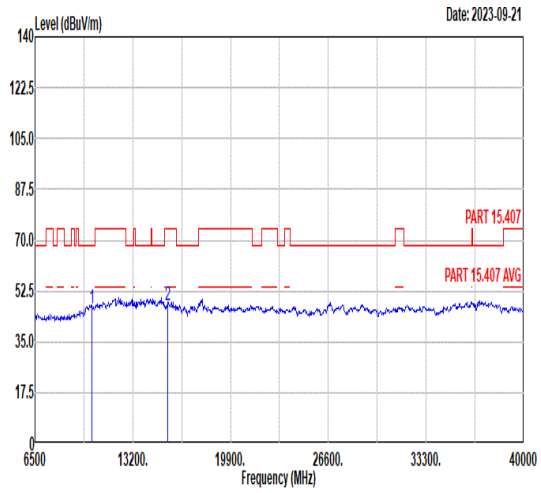 Freq Level Limit Line Margin Read Level Ant Factor Cable Loss Preamp Factor APos TPos Remark MHz dBuV/m dBuV/m dB dBuV dB/m dB dB cm deg 1 10380.00 46.26 68.30 -22.04 56.87 37.63 10.74 58.98 -- -- Peak 2 15570.00 47.35 74.00 -26.65 53.03 40.57 12.72 58.97 -- -- Peak	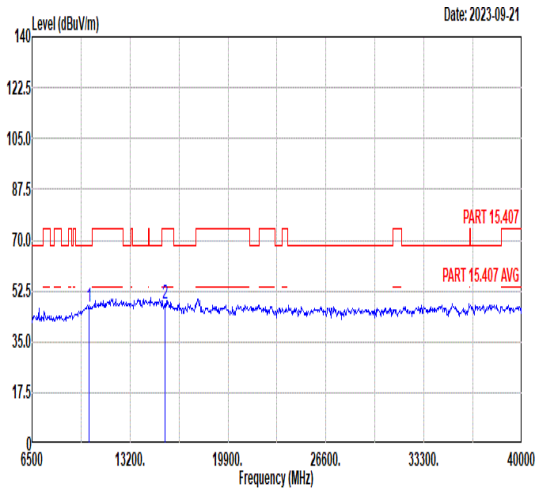 Freq Level Limit Line Margin Read Level Ant Factor Cable Loss Preamp Factor APos TPos Remark MHz dBuV/m dBuV/m dB dBuV dB/m dB dB cm deg 1 10380.00 46.84 68.30 -21.46 57.45 37.63 10.74 58.98 -- -- Peak 2 15570.00 48.02 74.00 -25.98 53.70 40.57 12.72 58.97 -- -- Peak

Mode	20	
	Harmonic	
	U-NII-1_5.15-5.25_802.11n HT40_CH46_5230MHz	
ANT	CDD 0+1	
Pol.	Horizontal	Vertical
Peak Avg	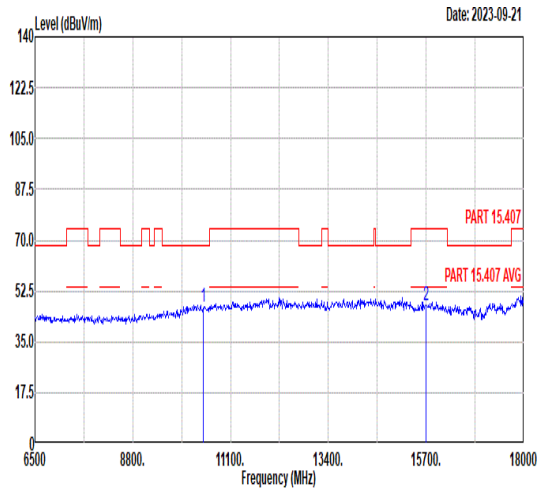 Freq Level Limit Line Margin Read Level Ant Factor Cable Loss Preamp Factor APos TPos Remark MHz dBuV/m dBuV/m dB dBuV dB/m dB dB cm deg 1 10460.00 46.99 68.30 -21.31 57.41 37.67 10.80 58.89 -- -- Peak 2 15690.00 47.34 74.00 -26.66 53.10 40.61 12.72 59.09 -- -- Peak	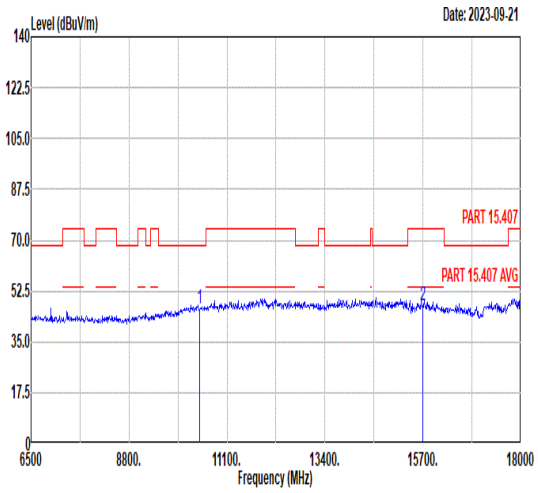 Freq Level Limit Line Margin Read Level Ant Factor Cable Loss Preamp Factor APos TPos Remark MHz dBuV/m dBuV/m dB dBuV dB/m dB dB cm deg 1 10460.00 46.37 68.30 -21.93 56.79 37.67 10.80 58.89 -- -- Peak 2 15690.00 47.59 74.00 -26.41 53.35 40.61 12.72 59.09 -- -- Peak

Mode	21	
	Harmonic	
	U-NII-2A_5.25-5.35_802.11n HT40_CH54_5270MHz	
ANT	CDD 0+1	
Pol.	Horizontal	Vertical
Peak Avg	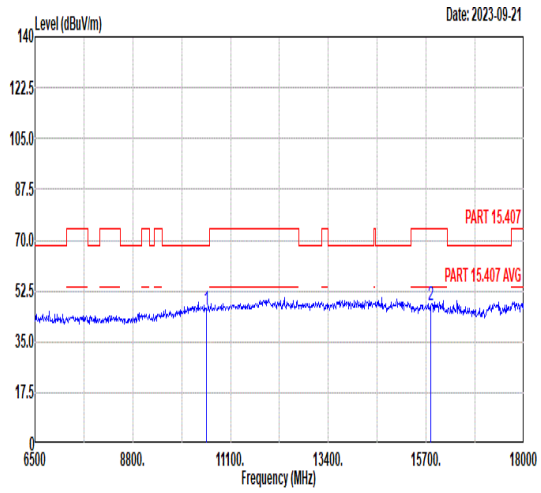 Freq Level Limit Line Margin Read Level Ant Factor Cable Loss Preamp Factor APos TPos Remark MHz dBuV/m dBuV/m dB dBuV dB/m dB dB cm deg 1 10540.00 46.21 68.30 -22.09 56.42 37.73 10.86 58.80 -- -- Peak 2 15810.00 47.70 74.00 -26.30 53.56 40.64 12.71 59.21 -- -- Peak	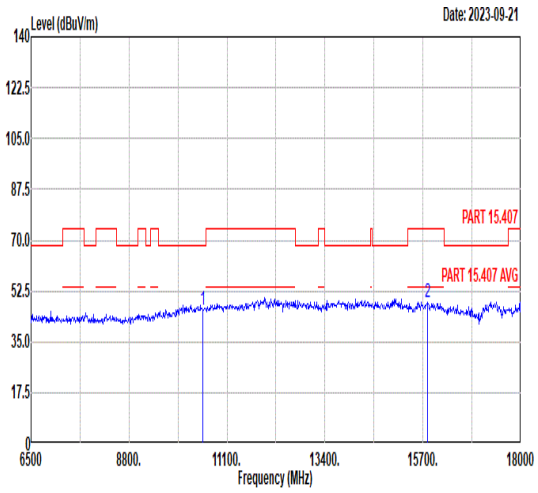 Freq Level Limit Line Margin Read Level Ant Factor Cable Loss Preamp Factor APos TPos Remark MHz dBuV/m dBuV/m dB dBuV dB/m dB dB cm deg 1 10540.00 45.99 68.30 -22.31 56.20 37.73 10.86 58.80 -- -- Peak 2 15810.00 48.61 74.00 -25.39 54.47 40.64 12.71 59.21 -- -- Peak

Mode	22	
	Band Edge - L	
	U-NII-2A_5.25-5.35_802.11n HT40_CH62_5310MHz	
ANT	CDD 0+1	
Pol.	Horizontal	Fundamental
Peak	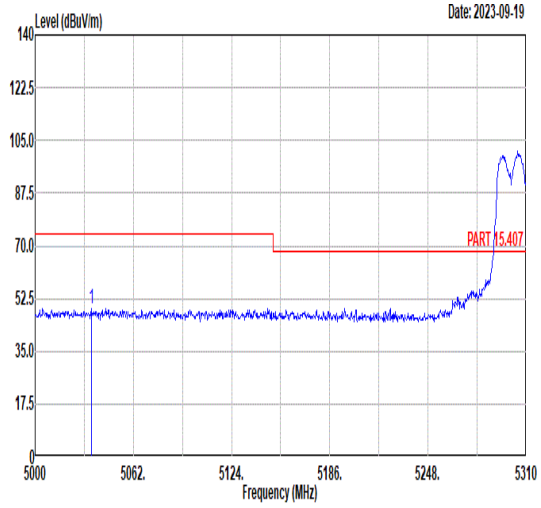 Freq Level Limit Line Margin Read Level Ant Factor Cable Loss Preamp Factor APos TPos Remark MHz dBuV/m dBuV/m dB dBuV dB/m dB dB cm deg 1 5035.65 49.21 74.00 -24.79 39.70 34.33 7.84 32.66 100 96 PEAK	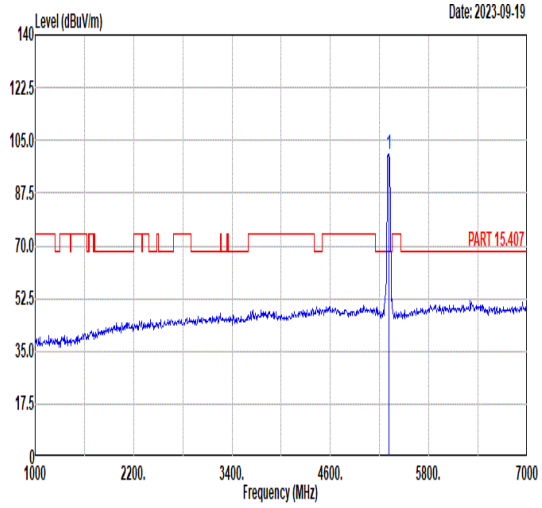 Freq Level Limit Line Margin Read Level Ant Factor Cable Loss Preamp Factor APos TPos Remark MHz dBuV/m dBuV/m dB dBuV dB/m dB dB cm deg 1 5310.00 100.50 ------ ------ 90.83 34.55 8.23 33.11 100 96 PEAK
Avg	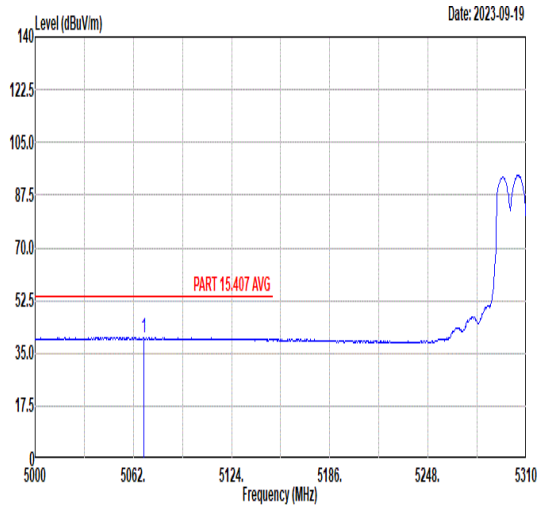 Freq Level Limit Line Margin Read Level Ant Factor Cable Loss Preamp Factor APos TPos Remark MHz dBuV/m dBuV/m dB dBuV dB/m dB dB cm deg 1 5068.82 40.30 54.00 -13.70 30.79 34.36 7.86 32.71 100 96 AVERAGE	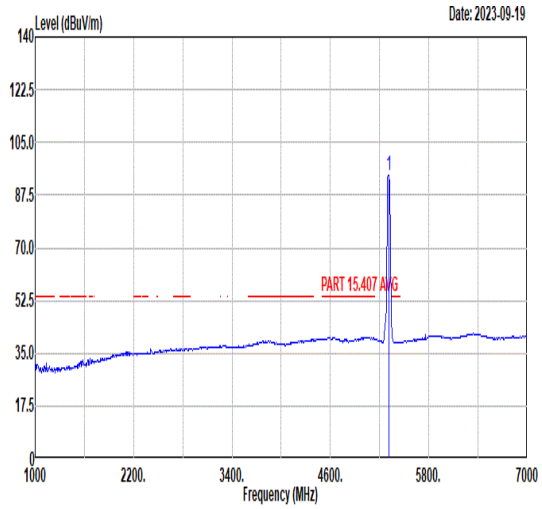 Freq Level Limit Line Margin Read Level Ant Factor Cable Loss Preamp Factor APos TPos Remark MHz dBuV/m dBuV/m dB dBuV dB/m dB dB cm deg 1 5310.00 93.88 ------ ------ 84.21 34.55 8.23 33.11 100 96 AVERAGE

Mode	22	
	Band Edge - R	
	U-NII-2A_5.25-5.35_802.11n HT40_CH62_5310MHz	
ANT	CDD 0+1	
Pol.	Horizontal	Fundamental
Peak	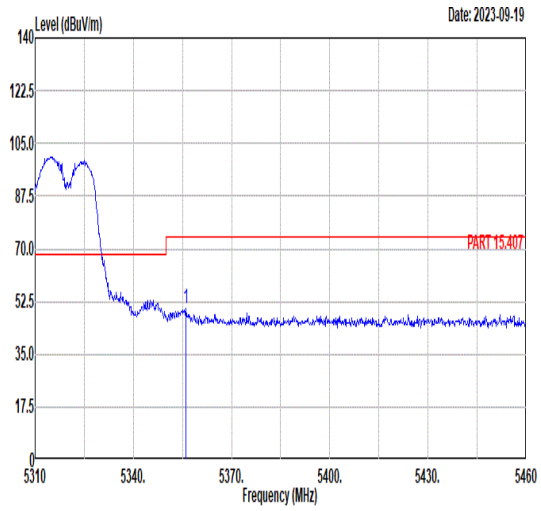 Freq Level Limit Line Margin Read Level Ant Factor Cable Loss Preamp Factor APos TPos Remark MHz dBuV/m dBuV/m dB dBuV dB/m dB dB cm deg 1 5356.05 50.38 74.00 -23.62 40.64 34.58 8.34 33.18 100 96 PEAK	Blank
Avg	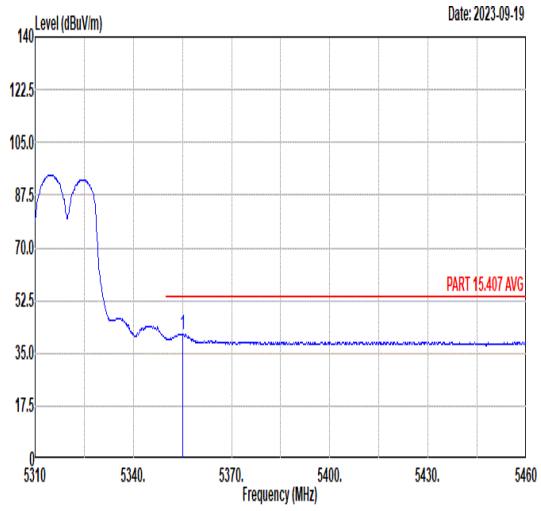 Freq Level Limit Line Margin Read Level Ant Factor Cable Loss Preamp Factor APos TPos Remark MHz dBuV/m dBuV/m dB dBuV dB/m dB dB cm deg 1 5355.15 41.45 54.00 -12.55 31.71 34.58 8.34 33.18 100 96 AVERAGE	Blank

Mode	22	
	Band Edge - L	
	U-NII-2A_5.25-5.35_802.11n HT40_CH62_5310MHz	
ANT	CDD 0+1	
Pol.	Vertical	Fundamental
Peak	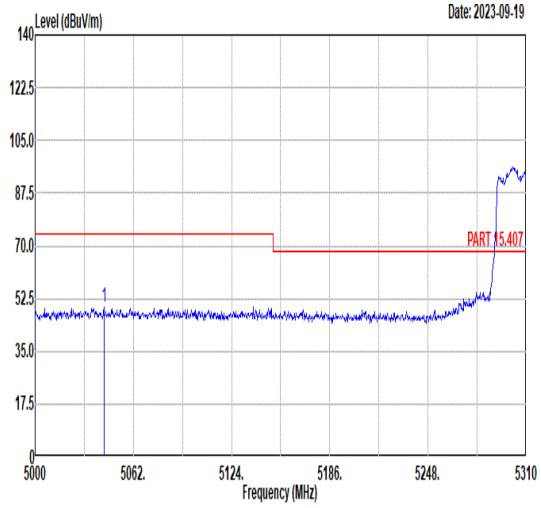 Freq Level Limit Line Margin Read Level Ant Factor Cable Loss Preamp Factor APos TPos Remark MHz dBuV/m dBuV/m dB dBuV dB/m dB dB cm deg 1 5043.40 49.75 74.00 -24.25 40.23 34.34 7.85 32.67 300 63 PEAK	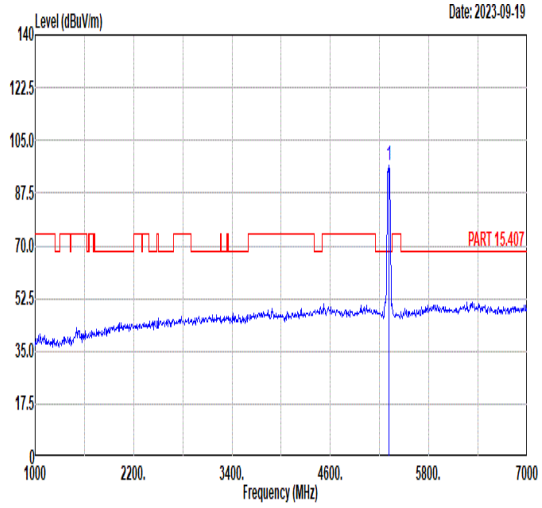 Freq Level Limit Line Margin Read Level Ant Factor Cable Loss Preamp Factor APos TPos Remark MHz dBuV/m dBuV/m dB dBuV dB/m dB dB cm deg 1 5310.00 96.42 ------ ------ 86.75 34.55 8.23 33.11 300 63 PEAK
Avg	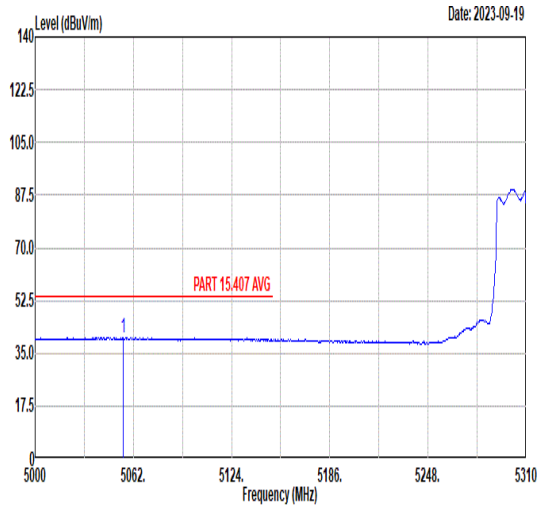 Freq Level Limit Line Margin Read Level Ant Factor Cable Loss Preamp Factor APos TPos Remark MHz dBuV/m dBuV/m dB dBuV dB/m dB dB cm deg 1 5055.49 40.23 54.00 -13.77 30.71 34.35 7.86 32.69 300 63 AVERAGE	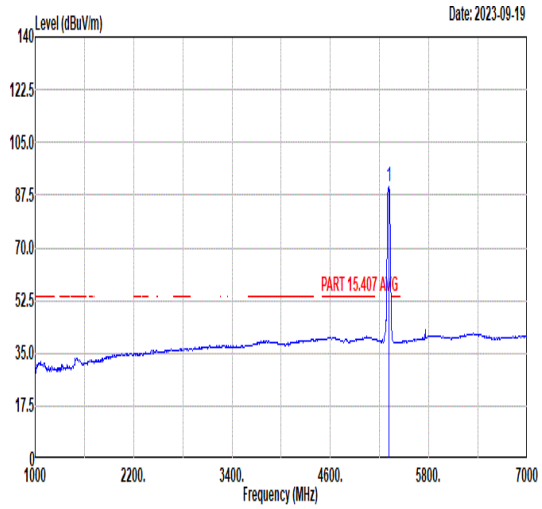 Freq Level Limit Line Margin Read Level Ant Factor Cable Loss Preamp Factor APos TPos Remark MHz dBuV/m dBuV/m dB dBuV dB/m dB dB cm deg 1 5310.00 90.08 ------ ------ 80.41 34.55 8.23 33.11 300 63 AVERAGE

Mode	22	
	Band Edge - R	
	U-NII-2A_5.25-5.35_802.11n HT40_CH62_5310MHz	
ANT	CDD 0+1	
Pol.	Vertical	Fundamental
Peak	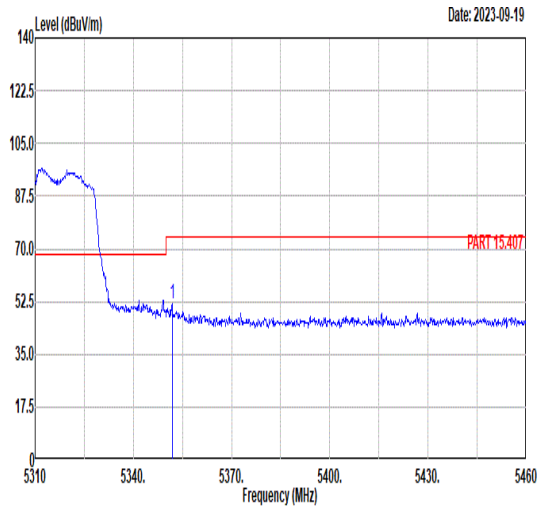 Freq Level Limit Line Margin Read Level Ant Factor Cable Loss Preamp Factor APos TPos Remark MHz dBuV/m dBuV/m dB dBuV dB/m dB dB cm deg 1 5351.85 51.60 74.00 -22.40 41.86 34.58 8.33 33.17 300 63 PEAK	Blank
Avg	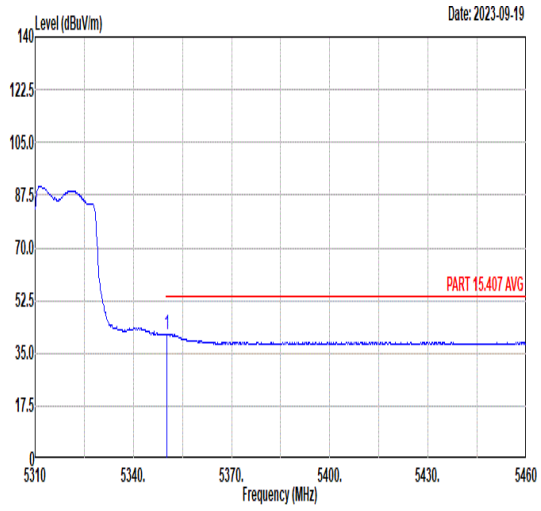 Freq Level Limit Line Margin Read Level Ant Factor Cable Loss Preamp Factor APos TPos Remark MHz dBuV/m dBuV/m dB dBuV dB/m dB dB cm deg 1 5350.20 41.33 54.00 -12.67 31.59 34.58 8.33 33.17 300 63 AVERAGE	Blank

Mode	22	
	Harmonic	
	U-NII-2A_5.25-5.35_802.11n HT40_CH62_5310MHz	
ANT	CDD 0+1	
Pol.	Horizontal	Vertical
Peak Avg	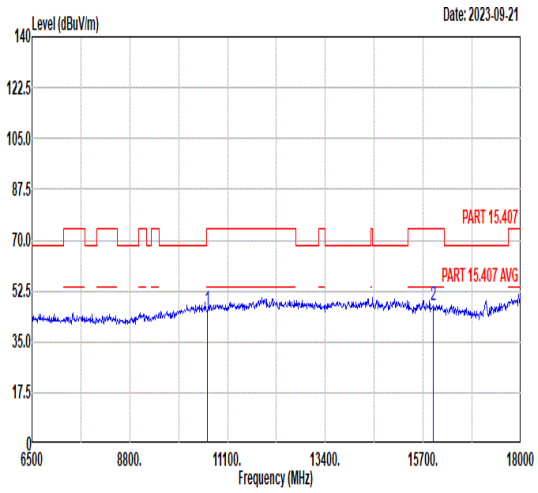 Freq Level Limit Line Margin Read Level Ant Factor Cable Loss Preamp Factor APos TPos Remark MHz dBuV/m dBuV/m dB dBuV dB/m dB dB cm deg 1 10620.00 46.03 74.00 -27.97 56.03 37.79 10.92 58.71 -- -- Peak 2 15930.00 47.42 74.00 -26.58 53.38 40.68 12.70 59.34 -- -- Peak	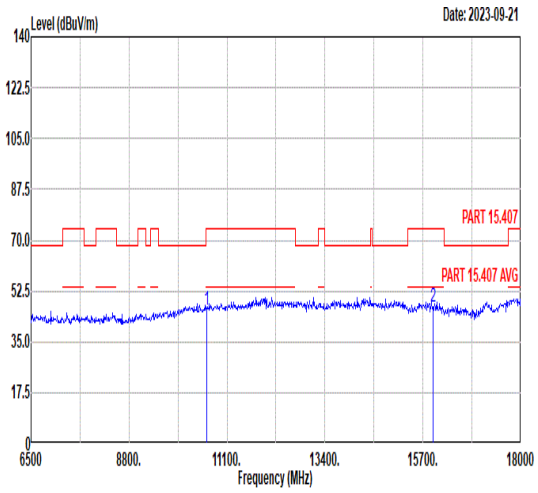 Freq Level Limit Line Margin Read Level Ant Factor Cable Loss Preamp Factor APos TPos Remark MHz dBuV/m dBuV/m dB dBuV dB/m dB dB cm deg 1 10620.00 45.79 74.00 -28.21 55.79 37.79 10.92 58.71 -- -- Peak 2 15930.00 47.02 74.00 -26.98 52.98 40.68 12.70 59.34 -- -- Peak

Mode	23	
	Band Edge - L	
	U-NII-2C_5.47-5.725_802.11n HT40_CH102_5510MHz	
ANT	CDD 0+1	
Pol.	Horizontal	Fundamental
Peak	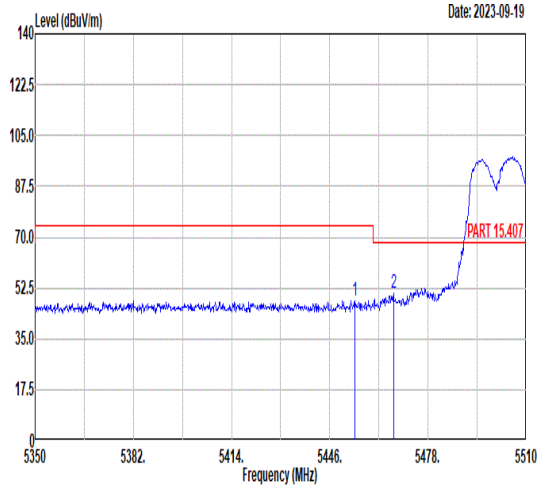 Freq Level Limit Line Margin Read Level Ant Factor Cable Loss Preamp Factor APos TPos Remark MHz dBuV/m dBuV/m dB dBuV dB/m dB dB cm deg 1 5454.16 48.23 74.00 -25.77 38.49 34.66 8.42 33.34 164 143 PEAK 2 5466.80 50.49 68.30 -17.81 40.78 34.67 8.40 33.36 164 143 PEAK	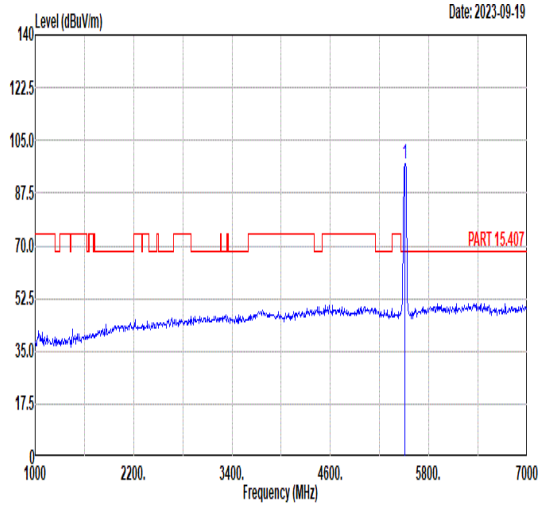 Freq Level Limit Line Margin Read Level Ant Factor Cable Loss Preamp Factor APos TPos Remark MHz dBuV/m dBuV/m dB dBuV dB/m dB dB cm deg 1 5510.00 97.47 ------ ------ 87.82 34.72 8.33 33.40 164 143 PEAK
Avg	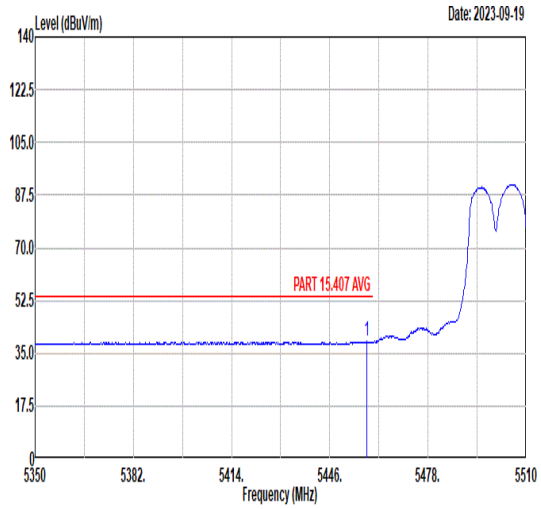 Freq Level Limit Line Margin Read Level Ant Factor Cable Loss Preamp Factor APos TPos Remark MHz dBuV/m dBuV/m dB dBuV dB/m dB dB cm deg 1 5458.00 38.86 54.00 -15.14 29.13 34.66 8.41 33.34 164 143 AVERAGE	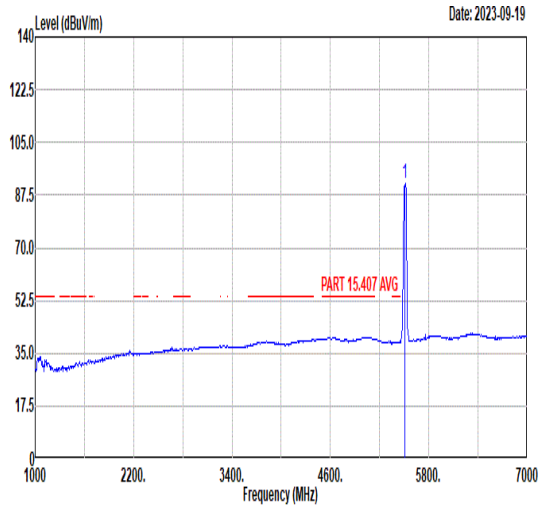 Freq Level Limit Line Margin Read Level Ant Factor Cable Loss Preamp Factor APos TPos Remark MHz dBuV/m dBuV/m dB dBuV dB/m dB dB cm deg 1 5510.00 91.28 ------ ------ 81.63 34.72 8.33 33.40 164 143 AVERAGE

Mode	23	
	Band Edge - R	
	U-NII-2C_5.47-5.725_802.11n HT40_CH102_5510MHz	
ANT	CDD 0+1	
Pol.	Horizontal	Fundamental
Peak	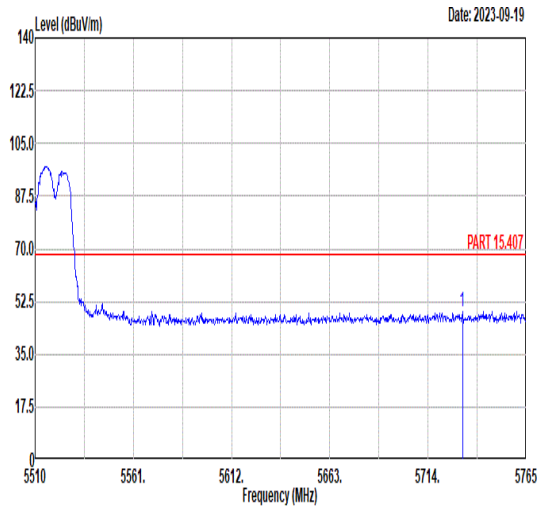 Freq Level Limit Line Margin Read Level Ant Factor Cable Loss Preamp Factor APos TPos Remark MHz dBuV/m dBuV/m dB dBuV dB/m dB dB cm deg 1 5731.85 49.23 68.30 -19.07 38.81 35.07 8.70 33.35 164 143 PEAK	Blank

Mode	23
	Band Edge - L
	U-NII-2C_5.47-5.725_802.11n HT40_CH102_5510MHz
ANT	CDD 0+1

Pol.	Vertical	Fundamental
Peak	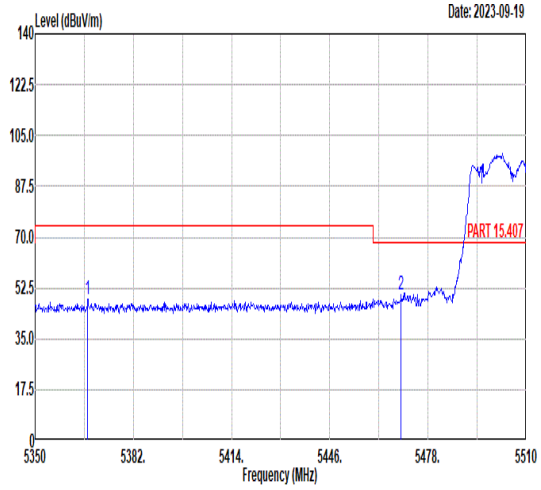 Freq Level Limit Line Margin Read Level Ant Factor Cable Loss Preamp Factor APos TPos Remark MHz dBuV/m dBuV/m dB dBuV dB/m dB dB cm deg 1 5367.12 48.78 74.00 -25.22 39.02 34.59 8.37 33.20 100 93 PEAK 2 5469.20 50.08 68.30 -18.22 40.37 34.67 8.40 33.36 100 93 PEAK	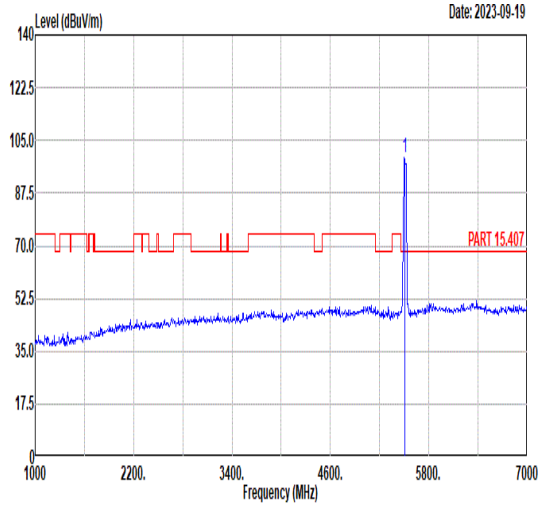 Freq Level Limit Line Margin Read Level Ant Factor Cable Loss Preamp Factor APos TPos Remark MHz dBuV/m dBuV/m dB dBuV dB/m dB dB cm deg 1 5510.00 99.14 ------ ------ 89.48 34.70 8.36 33.40 100 93 PEAK
Avg	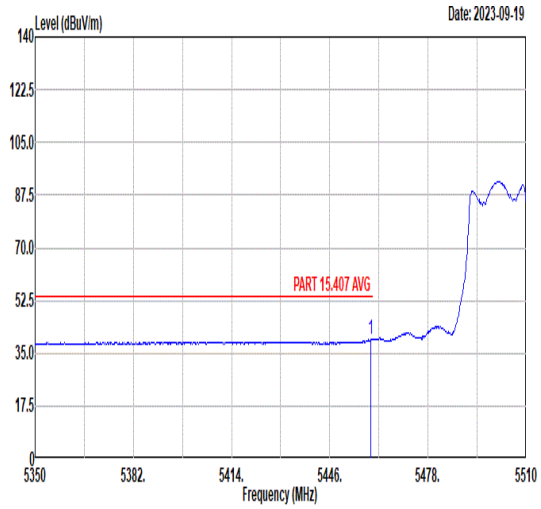 Freq Level Limit Line Margin Read Level Ant Factor Cable Loss Preamp Factor APos TPos Remark MHz dBuV/m dBuV/m dB dBuV dB/m dB dB cm deg 1 5459.44 39.60 54.00 -14.40 29.88 34.66 8.41 33.35 100 93 AVERAGE	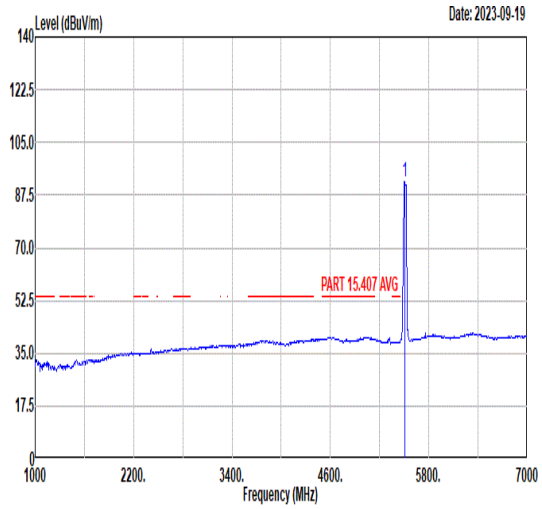 Freq Level Limit Line Margin Read Level Ant Factor Cable Loss Preamp Factor APos TPos Remark MHz dBuV/m dBuV/m dB dBuV dB/m dB dB cm deg 1 5510.00 91.92 ------ ------ 82.26 34.70 8.36 33.40 100 93 AVERAGE

Mode	23	
	Band Edge - R	
	U-NII-2C_5.47-5.725_802.11n HT40_CH102_5510MHz	
ANT	CDD 0+1	
Pol.	Vertical	Fundamental
Peak	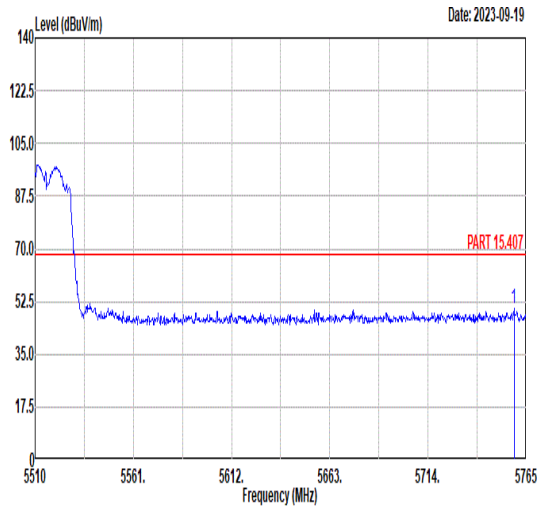 Freq Level Limit Line Margin Read Level Ant Factor Cable Loss Preamp Factor APos TPos Remark MHz dBuV/m dBuV/m dB dBuV dB/m dB dB cm deg 1 5758.63 49.93 68.30 -18.37 39.37 35.11 8.80 33.35 100 93 PEAK	Blank

Mode	23	
	Harmonic	
	U-NII-2C_5.47-5.725_802.11n HT40_CH102_5510MHz	
ANT	CDD 0+1	
Pol.	Horizontal	Vertical
Peak Avg	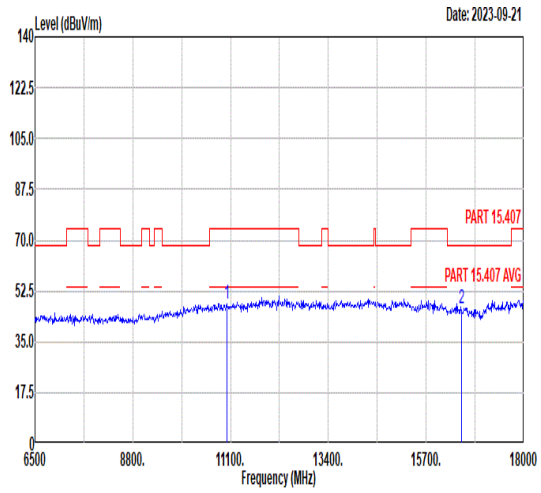 Freq Level Limit Line Margin Read Level Ant Factor Cable Loss Preamp Factor APos TPos Remark MHz dBuV/m dBuV/m dB dBuV dB/m dB dB cm deg 1 11020.00 48.02 74.00 -25.98 56.95 38.12 11.22 58.27 -- -- Peak 2 16530.00 46.33 68.30 -21.97 51.25 40.97 12.92 58.81 -- -- Peak	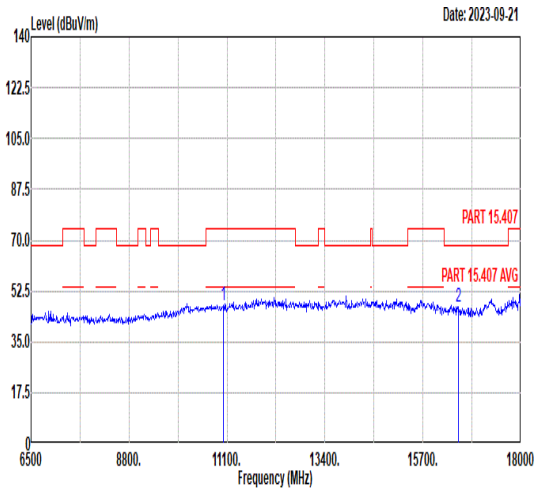 Freq Level Limit Line Margin Read Level Ant Factor Cable Loss Preamp Factor APos TPos Remark MHz dBuV/m dBuV/m dB dBuV dB/m dB dB cm deg 1 11020.00 47.48 74.00 -26.52 56.41 38.12 11.22 58.27 -- -- Peak 2 16530.00 47.26 68.30 -21.04 52.18 40.97 12.92 58.81 -- -- Peak

Mode	24	
	Harmonic	
	U-NII-2C_5.47-5.725_802.11n HT40_CH110_5550MHz	
ANT	CDD 0+1	
Pol.	Horizontal	Vertical
Peak Avg	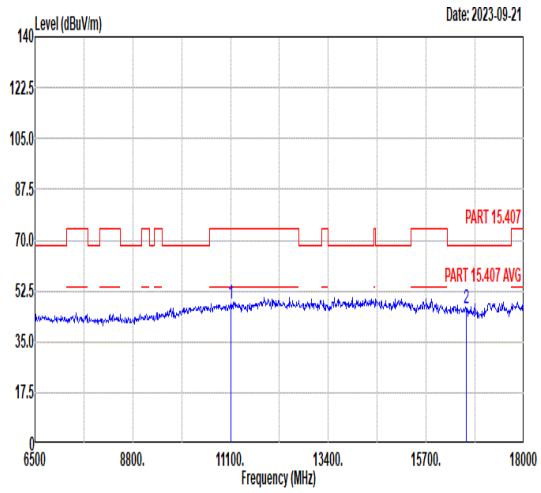 Freq Level Limit Line Margin Read Level Ant Factor Cable Loss Preamp Factor APos TPos Remark MHz dBuV/m dBuV/m dB dBuV dB/m dB dB cm deg 1 11100.00 48.20 74.00 -25.80 56.93 38.20 11.26 58.19 -- -- Peak 2 16650.00 46.54 68.30 -21.76 51.22 41.03 12.97 58.68 -- -- Peak	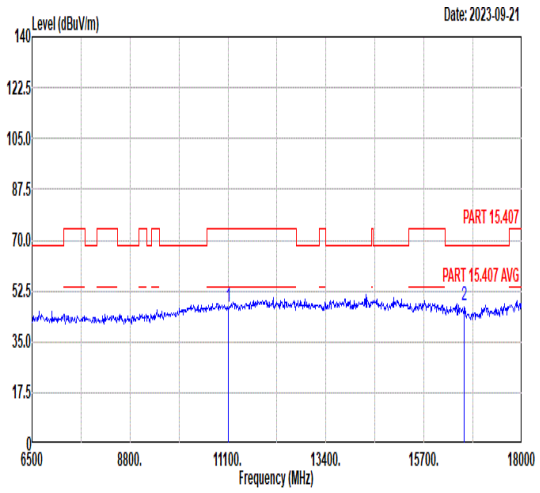 Freq Level Limit Line Margin Read Level Ant Factor Cable Loss Preamp Factor APos TPos Remark MHz dBuV/m dBuV/m dB dBuV dB/m dB dB cm deg 1 11100.00 47.24 74.00 -26.76 55.97 38.20 11.26 58.19 -- -- Peak 2 16650.00 47.36 68.30 -20.94 52.04 41.03 12.97 58.68 -- -- Peak

Mode	25	
	Band Edge - L	
	U-NII-2C_5.47-5.725_802.11n HT40_CH134_5670MHz	
ANT	CDD 0+1	
Pol.	Horizontal	Fundamental
Peak	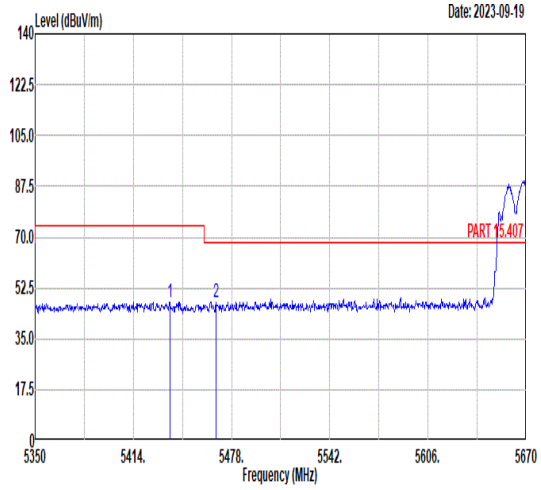 Freq Level Limit Line Margin Read Level Ant Factor Cable Loss Preamp Factor APos TPos Remark MHz dBuV/m dBuV/m dB dBuV dB/m dB dB cm deg 1 5437.68 47.65 74.00 -26.35 37.87 34.65 8.44 33.31 200 321 PEAK 2 5467.76 47.80 68.30 -20.50 38.09 34.67 8.40 33.36 200 321 PEAK	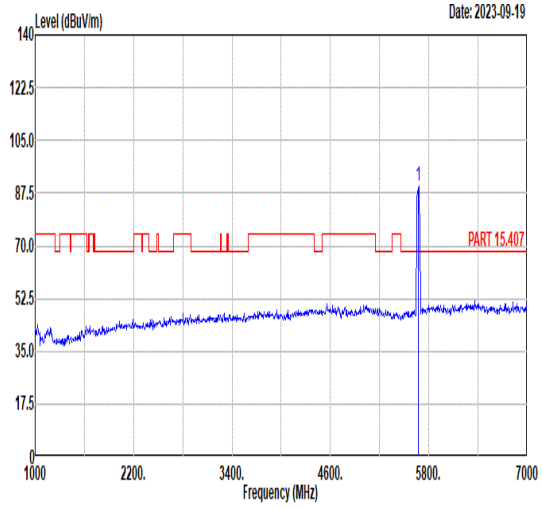 Freq Level Limit Line Margin Read Level Ant Factor Cable Loss Preamp Factor APos TPos Remark MHz dBuV/m dBuV/m dB dBuV dB/m dB dB cm deg 1 5670.00 89.64 ------ ------ 79.51 34.98 8.51 33.36 200 321 PEAK
Avg	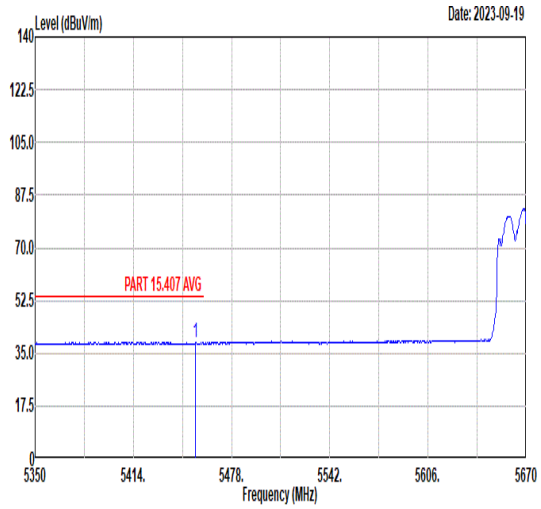 Freq Level Limit Line Margin Read Level Ant Factor Cable Loss Preamp Factor APos TPos Remark MHz dBuV/m dBuV/m dB dBuV dB/m dB dB cm deg 1 5454.64 38.57 54.00 -15.43 28.83 34.66 8.42 33.34 200 321 AVERAGE	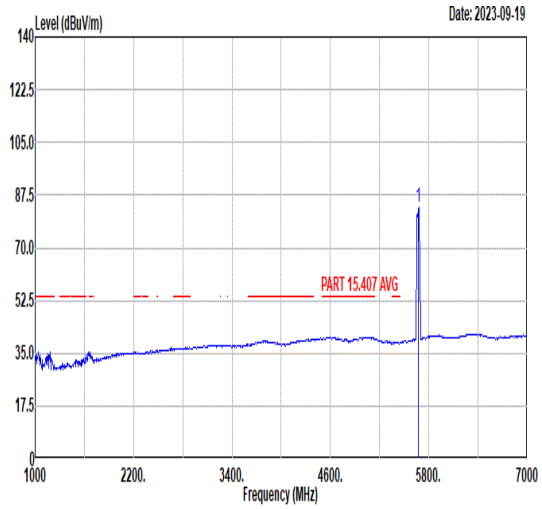 Freq Level Limit Line Margin Read Level Ant Factor Cable Loss Preamp Factor APos TPos Remark MHz dBuV/m dBuV/m dB dBuV dB/m dB dB cm deg 1 5670.00 83.28 ------ ------ 73.15 34.98 8.51 33.36 200 321 AVERAGE